

Nucleosynthesis Modes in the High-Entropy-Wind of Type II Supernovae: Comparison of Calculations with Halo-Star Observations

K. Farouqi,^{1,2} K.-L. Kratz,³ L.I. Mashonkina,⁴ B.Pfeiffer,² J.J Cowan,⁵ F.-K. Thielemann,⁶
and J.W. Truran^{1,7}

ABSTRACT

While the high-entropy wind (HEW) of Type II supernovae remains one of the more promising sites for the rapid neutron-capture (r -) process, hydrodynamic simulations have yet to reproduce the astrophysical conditions under which the latter occurs. We have performed large-scale network calculations within an extended parameter range of the HEW, seeking to identify or to constrain the necessary conditions for a full reproduction of all r -process residuals $N_{r,\odot}=N_{\odot}-N_{s,\odot}$ by comparing the results with recent astronomical observations. A superposition of weighted entropy trajectories results in an excellent reproduction of the overall $N_{r,\odot}$ -pattern beyond Sn. For the lighter elements, from the Fe-group via Sr-Y-Zr to Ag, our HEW calculations indicate a transition from the need for clearly different sources (conditions/sites) to a possible co-production with r -process elements, provided that a range of entropies are contributing. This explains recent halo-star observations of a clear non-correlation of Zn and Ge and a weak correlation of Sr - Zr with heavier r -process elements. Moreover, new observational data on Ru and Pd seem to confirm also a partial correlation with Sr as well as the main r -process elements (e.g. Eu).

¹ Department of Astrophysics and Astronomy, University of Chicago, Chicago, IL 60637, USA; farouqi@uchicago.edu, truran@nova.uchicago.edu

² Institut für Kernchemie Universität Mainz, D-55128 Mainz, Germany; BPfeiffe@uni-mainz.de

³ Max-Planck-Institut für Chemie (Otto-Hahn-Institut), D-55128 Mainz, Germany; klkratz@uni-mainz.de

⁴ Institute of Astronomy, Russian Academy of Science, RU-119017 Moscow, Russia; lima@inasan.ru

⁵Homer L. Dodge Department of Physics and Astronomy, University of Oklahoma, Norman, OK 73019, USA; cowan@nhn.ou.edu

⁶ Departement Physik, Universität Basel, CH-4056 Basel, Switzerland; F-K.Thielemann@unibas.ch

⁷Physics Division, Argonne National Laboratory, Argonne, IL 60439; truran@nova.uchicago.edu

Subject headings: nuclear reactions, nucleosynthesis, abundances — stars: abundances — stars: Population II

1. INTRODUCTION

A rapid neutron-capture process (r -process) is traditionally believed to be responsible for the synthesis of about half of the heavy elements above Fe (Burbidge et al. 1957; Cameron 1957). The astrophysical site in which this mechanism operates is, however, still uncertain. For this reason, a model-independent approach, i.e. the classical “waiting-point” approximation, has been utilized for many years (see, *e.g.*, Cowan et al. (1991); Kratz et al. (1993, 2007a)). This simple model has helped to gain increased insight into the systematics of the r -process: *e.g.* its dependence on nuclear-physics input and its sensitivity to astrophysical conditions (see, *e.g.*, Pfeiffer et al. (2001); Kratz et al. (2007b)). In realistic explosive scenarios, the necessary conditions for high neutron-to-seed ratios (Y_n/Y_{seed}) can only be obtained in very neutron-rich low-entropy (S) environments, related *e.g.*, to neutron-star ejecta from neutron-star mergers (NSM), or in moderately neutron-rich high-S scenarios, such as the high-entropy wind (HEW) of core collapse (Type II) supernovae (SNe II). As observations of heavy element abundance patterns in metal-poor stars in the early Galaxy (see, *e.g.*, Sneden & Cowan (2003); Cowan & Sneden (2006)) and galactic chemical-evolution considerations both seem to disfavor NSM (Argast et al. 2004), we will focus here on the HEW scenario. Moreover, since even the most recent hydrodynamical simulations encounter problems in the time-evolution of the HEW bubble and/or in the attainment of sufficiently high entropies, we continue to use parameterized dynamic network calculations to explore the dependence on nuclear properties and highlight a detailed understanding of the HEW nucleosynthesis processing (Farouqi et al. 2008a,b).

2. CALCULATIONS AND RESULTS

The concept of a HEW arises from considerations of the newly born proto-neutron star in core-collapse supernovae. In this scenario, the late neutrinos interact with matter of the outermost neutron-star layers, leading to moderately neutron-rich ejecta with high entropies (see, *e.g.*, Woosley et al. (1994); Takahashi et al. (1994); Qian & Woosley (1996); Hoffman et al. (1996, 1997); Freiburghaus et al. (1999); Thompson et al. (2001); Wanajo et al. (2006)). In the present calculations, we follow the description of adiabatically

expanding mass zones as previously utilized in Freiburghaus et al. (1999). The nucleosynthesis calculations up to charged-particle freeze-out were performed with the latest Basel code (but without including neutrino-nucleon/nucleus interactions). The reaction rates were calculated by means of the statistical-model program NON-SMOKER (Rauscher & Thielemann 2000). The r -process network code now contains updated experimental and theoretical nuclear physics input on masses and β -decay properties, as outlined in Kratz et al. (2007b) and used in our earlier studies within the site-independent “waiting-point” approximation (Kratz et al. 2007a).

After charged-particle freeze-out, the expanding, and eventually ejected, mass zones have different initial entropies ($S \sim T^3/\rho$ [k_b /Baryon]), so that the overall explosion represents a superposition of entropies. The ratio of free neutrons to “seed” nuclei (Y_n/Y_{seed}) is a function of entropy and, for high S , yields rapid neutron captures which can form the heaviest r -process nuclei. Furthermore, the ratio Y_n/Y_{seed} is correlated to the three main parameters of the HEW, i.e. the electron abundance ($Y_e=Z/A$), the entropy (S) and the expansion velocity (V_{exp}) (Hoffman et al. 1997; Freiburghaus et al. 1999). We determined the simple expression $Y_n/Y_{seed} = 10^{-11} \cdot V_{exp} (S/Y_e)^3$, valid in the parameter ranges $0.4 < Y_e < 0.495$, $1500 < V_{exp} < 30000$ and $1 < S < 350$. This ratio Y_n/Y_{seed} provides a measure of the strength of the r -process.

In the classical r -process approach, a range of neutron densities ($10^{20} < n_n < 10^{28}$) is necessary to reproduce the full distribution of the r -process “residuals” ($N_{r,\odot} = N_{\odot} - N_{s,\odot}$; Käppeler et al. (1989)) up to the Th, U region (Kratz et al. 1993, 2007b,a). In the HEW, at a given Y_e and V_{exp} , the entropy (or the correlated Y_n/Y_{seed} ratio) will play this role. In the following, we will present selected nucleosynthesis results as a function of entropy (or Y_n/Y_{seed}) for the (realistic and astrophysically interesting) choices $Y_e=0.45$ and $V_{exp}=7500$ km/s - values taken from the much larger parameter space which was analyzed - and compare our HEW predictions to recent astronomical observations.

We first want to identify the abundance distributions that can be produced when utilizing the above parameter combination. In Fig. 1, we show the abundance correlations of α -particles (Y_α), heavy “seed” nuclei (Y_{seed}) and free neutrons (Y_n) as functions of entropy at the freeze out of charged-particle reactions. Over the entire entropy range displayed in this figure, most of the matter is locked into α -particles. In contrast to the smooth trend of Y_α , the abundance distributions of Y_{seed} and Y_n are strongly varying with entropy. For different values of Y_e and V_{exp} this behavior is shifted to lower/higher entropies. From the Y_{seed} and Y_n slopes it becomes evident that the HEW predicts – at least – two clearly different nucleosynthesis modes.

For the low entropy region ($1 \leq S \leq 110$), the concentration of free neutrons is negligible; hence, the nucleosynthesis in this region is definitely not a classical neutron-capture process but rather a charged-particle (α -) process. For higher entropies Y_n/Y_{seed} ratios are increasing smoothly, resulting for the region $110 \leq S \leq 150$ in a neutron-capture component which resembles a classical “*weak*” r -process. For even higher entropies ($150 < S < 300$), enough free neutrons are available to yield a classical “*main*” r -process (Hoffman et al. 1997; Meyer & Brown 1997; Freiburghaus et al. 1999; Pfeiffer et al. 2001). In Table 1 we show the contributions of certain entropy ranges to the production of elements (Z) in percent, under the assumption of equal mass contributions per entropy interval for $1 < S < 300$.

- As can be seen from Table 1, in the lowest entropy range ($1 < S < 50$), we obtain a “normal” α -rich freeze out, mainly producing stable or near stable isotopes of elements in the region Fe to Sr (for further details, see Table 1 in Farouqi et al. (2008b)). It should be noted that for varying choices of $Y_e = 0.45-0.49$, the classical “*s-only*” isotopes up to ^{96}Mo or even light “*p-nuclei*” up to ^{106}Cd can be produced.
- In the next higher entropy range ($50 < S < 110$; column 2 of Table 1), we again find that there are not enough free neutrons available to effect a neutron-capture process. Under these entropy conditions, however, the seed composition at freeze out is already shifted to the neutron-rich side of β -stability, including β -delayed neutron (βdn) precursor isotopes in the $80 < A < 100$ mass region (Pfeiffer et al. 2002). The resulting $Y_{\beta\text{dn}}/Y_{seed}$ conditions provide a low neutron-density, s-like environment.
- In the subsequent entropy range ($110 < S < 150$), the density of free neutrons ($1 \leq Y_n/Y_{seed} \leq 10$) becomes high enough to start a “*weak*” r -process up to the rising wing of the $A \simeq 130$ $N_{r,\odot}$ peak. As shown in the 3rd column of Table 1, under these conditions substantial concentrations of the elements Ru to Ag are produced.
- For high entropies ($150 < S < 300$; now with $13 \leq Y_n/Y_{seed} \leq 155$) the HEW predicts a very robust “*main*” r -process, starting with the $N=82$ r -process progenitor isotopes of Tc to Rh at the onset of the $A \simeq 130$ peak and reaching up to the Th, U actinide region.

As a function of time, the HEW will eject matter with varying values of S , Y_e and V_{exp} . If one assumes that equal amounts of ejected material per entropy interval are contributing, the sum of the abundance contributions is weighted according to the resulting Y_{seed} as a function of entropy. Such a choice yields a SS-like isotopic abundance distribution ($N_{r,calc}$) as displayed in Fig. 2 in comparison to the standard r -process “residuals” $N_{r,\odot}$. The $N_{r,calc}$ distribution represents a superposition of 15 equidistant S-components in the range $160 \leq S \leq 287$. The lower limit of $S=160$ has been chosen to restrict the calculations to representative “main”

r -process conditions. Consequently, for this parameter choice no “best fit” to the light region below the $A \simeq 130$ peak is anticipated. The upper limit of $S=287$ has been chosen to ensure that fission recycling remains negligible. We note that excellent overall agreement of the $N_{r,calc}$ distribution with the observed $N_{r,\odot}$ pattern is attained from the rising wing of the $A \simeq 130$ peak up to the Pb, Bi “spike”.

It is also obvious that this superposition choice is not reproducing abundances from the Fe-group to the rising wing of the $A \simeq 130$ peak. There have been a number of suggestions to fill in this region with a multiplicity of nucleosynthesis processes. As such elements are apparently already existing at low metallicities, but are not explainable by the traditional metallicity-dependent (secondary) s -process, a LEPP (light element primary) process was invoked by Travaglio et al. (2004), initially related to s -like neutron captures. Qian & Wasserburg (2007), following the initial argument of Hoffman et al. (1996, 1997), consider these elements to be primarily produced due to charged particle reactions (CPR).

The HEW approach, with different choices of entropy superpositions for $S < 110$ is such a charged particle process, for $110 < S < 150$ it also results in small neutron densities. We compare these predictions with recent astronomical observations of the abundances of elements between Cu and Ag, covering the range from “ r -process poor” stars like HD 122563 up to “ r -process rich” stars like CS 22892-052 (see, *e.g.*, Fig. 3 in Farouqi et al. (2008a)). A crucial test would be that at least within a narrow S -range, responsible for neighboring nuclei, the observed element ratios should be reproduced. Such a test avoids uncertainties in the choice of realistic entropy superpositions. When doing so for the Zn/Ge ratio, where observations (Cowan et al. 2005) show a factor beyond 100, our calculations - producing these nuclei for $S < 50$ - would predict a ratio of 5. Thus, the present HEW conditions for Y_e -values < 0.5 disagree by a factor of 25. This disagreement can be avoided, when permitting proton-rich environments as discussed in the νp -process (Fröhlich et al. 2006; Pruet et al. 2006) during the very early phases of the neutrino wind, when even proton-rich conditions with $Y_e > 0.5$ are obtained. Such conditions are expected in every core collapse supernova. The conclusion which emerges here, is that although both environments involve charged-particle processes, the Y_e dependence plays a crucial role. An alternative is a strong primary s -process, occurring for massive stars at very low metallicities (Pignatari et al. 2008).

In Fig. 3 we plot the LEPP abundance ratios, $\log(X/Zr)$ as a function of atomic number in the range $29 \leq Z \leq 50$ and compare the observational data with the predictions from two different nucleosynthesis approaches: (i) the present HEW superpositions with weights taken as in Table 1 and (ii) the classical “waiting-point” model for a range of n_n -conditions which fit best the low mass region for r -process residuals (permitting also an extended seed composition below Fe). The observed $\log(X/Zr)$ pattern shows a decreasing slope with atomic

number with a pronounced odd-even Z staggering. From Sr ($Z=38$) upwards, this trend is best reproduced by the HEW (with equal mass superpositions in entropy S). In contrast, the high abundances observed for Cu ($Z=29$) and Zn ($Z=30$) obviously cannot be reproduced by any of the models, while proton-rich environments and the νp -process (Fröhlich et al. 2006; Pruet et al. 2006) show the option to do so. At the moment, we only can conclude that the major abundance fractions of the elements with $Z<38$ are *not* produced together with the $Z\geq 38$ elements. Therefore, these light trans-Fe elements are also not produced under the same nucleosynthetic conditions as Eu, and should be uncorrelated with the “main” r -process. This result is, indeed, confirmed for Ge abundances recently obtained from Hubble Space Telescope observations (Cowan et al. 2005).

We now consider the three LEPP neighbors Sr, Y and Zr, for which two independent large data sets from (i) Barklem et al. (2005) and Mashonkina et al. (2007) (B&M set) and (ii) from François et al. (2007) exist. These data sets agree very well in showing that the abundances of Sr, Y and Zr, viewed as separate elements, are not tightly (but partially) correlated with the (almost pure) “main” r -process element Eu. The elemental abundance ratios of $\log(\text{Sr}/\text{Y}/\text{Zr})$ from Galactic halo stars, *e.g.* as a function of metallicity $[\text{Fe}/\text{H}]$, r -process enrichment $[\text{Eu}/\text{H}]$ or LEPP enrichment $[\text{Sr}/\text{H}]$ have been shown to exhibit a robust, constant pattern (see, *e.g.*, Travaglio et al. (2004); Qian & Wasserburg (2007); Mashonkina et al. (2007); François et al. (2007)). Early studies (Hoffman et al. 1996) seemed to indicate a strong Y_e dependence for the light trans-Fe elements (for entropies $S<50$). We have done calculations to predict the elemental ratios in this mass region for a variety of entropies. What is noticed is, that for the higher entropies which contribute to this mass range ($60<S<110$, see Table 1) the elemental ratios are converging to the observed ones, as indicated for Sr/Zr in the top frame of Fig. 4, but has also been tested for Sr/Y and Y/Zr. For lower entropies, also contributing to these elements, we see for each Y_e a variation as a function of entropy, leading on average also to values close to the observed ones. Thus, when integrated over the relevant S -conditions, these abundances seem to be independent of Y_e and reproduce the observed abundance ratios very well. This indicates that in a superposition over entropies the Sr/Y/Zr elements can be coproduced with the observed abundance ratios (see in Fig. 4 - lower two panels - (Sr/Y,Zr) as a function of “ r -process enrichment” in the range $-3.5 \leq [\text{Eu}/\text{H}] \leq -0.5$ from the B&M data set and also data from Cowan et al. (2002); François et al. (2007); Hill et al. (2002); Honda et al. (2004, 2006, 2007); Ivens et al. (2006); Lai et al. (2008); Sneden et al. (2003), but also also Fig.3 for $Z=38, 39$ and 40).

The mean values of the observed abundance ratios ($\log(\text{Sr}/\text{Y}) = 0.83 \pm 0.15$ and $\log(\text{Sr}/\text{Zr}) = 0.09 \pm 0.18$) are very well reproduced ($\log(\text{Sr}/\text{Y})=0.83$ and $\log(\text{Sr}/\text{Zr})=0.13$) by the low entropy ($S<110$) charged-particle (α -) component of the HEW, dominating that mass range. When comparing the observed data set to HEW predictions, restricted to

higher entropies ($110 \leq S \leq 280$) which lead to a neutron-capture r -process, the resulting ratios $\log(\text{Sr}/\text{Y})=0.99$ and $\log(\text{Sr}/\text{Zr})=-1.38$ indicate that this nucleosynthesis mode is unimportant for that mass range. This is consistent with the fact that the element correlations $[\text{Zr}/\text{Fe}]$ vs. $[\text{Eu}/\text{Fe}]$ (in analogy to Fig.6 in Cowan et al. (2005)) clearly show - now for an ensemble of 83 halo stars in the range $-0.7 \leq [\text{Eu}/\text{Fe}] \leq 1.7$ - that the above LEPP elements are not tightly correlated with the r -process indicator Eu.

We also want to call attention to the recent accumulation of abundance data on the two light platinum-group elements (PGE) Ru ($Z=44$) and Pd ($Z=46$) for the extremes of “ r -poor” stars (such as HD 122563; Honda et al. (2006)) and “ r -rich” stars (such as CS 22892-052; Sneden et al. (2003)). Table 1 indicates that both elements can be co-produced in substantial fractions by the charged-particle component (i.e. alpha-freeze-out, together with Sr-Zr) and the neutron capture (r -) component together with the nucleosynthesis of $A=130$ peak elements Sn-Te. In halo stars and r -rich but alpha-component-poor stars, the mean values of the observations are $\log(\text{Pd}/\text{Sr})=-0.95$ and $\log(\text{Pd}/\text{Eu})=0.81$. For r -poor but alpha-component-rich stars the observed abundance ratios are $\log(\text{Pd}/\text{Sr})=-1.16$ and $\log(\text{Pd}/\text{Eu})=+1.5$. This indicates that for the halo and r -rich stars the dominant r -component of Pd correlates with Eu, whereas for the r -poor stars the alpha-component of Pd dominates and is correlated with Sr.

The question remains whether the observed Ru/Pd ratios can also be reproduced by our HEW superpositions. Fig.3 indicates a good average trend of the canonical equal mass superposition per entropy for $Z=44$ and 46. Observations in low metallicity stars are scarce, $\log(\text{Ru}/\text{Pd})$ seems to cluster around 0.27 ± 0.05 for normal halo stars (from determinations in this study and in Ivans et al. (2006)) and around 0.39 for two r -rich stars (Hill et al. 2002; Sneden et al. 2003). On the other hand, two stars which show features of the weak r -process are reported to have $\log(\text{Ru}/\text{Pd})=0.47$ (Honda et al. 2007, 2006), although it is worth noting that the Pd abundance in these stars was derived from the only Pd I 3404 line. If we analyze the predictions obtained from entropy components contributing to the mass region of interest, we find a downshift in $\log(\text{Ru}/\text{Pd})$ by about 0.2 between the entropy regions $100 < S < 150$ and $150 < S < 200$, i.e. lower Ru/Pd ratios when changing from weak to main r -process sources, which is consistent with observations. However, the absolute value is Y_e -dependent (with a ratio close to 0.5 rather than 0.39 for $Y_e=0.45$ and high entropies). Thus, if the nuclear input is sufficiently reliable, future improvements in models and observations could provide further insight into the necessary features of the astrophysical site (including Y_e -requirements).

3. SUMMARY AND CONCLUSIONS

We have performed large-scale dynamical network calculations in the context of an adiabatically expanding high-entropy wind as expected in core-collapse SNe II. We find that the correlated parameters that act to determine the strength of the astrophysical r -process, reflected in the ratio $Y_n/Y_{seed} = 10^{-11} \cdot V_{exp} (S/Y_e)^3$, show a surprisingly robust picture for the production of heavy elements beyond Fe. Our results suggest astrophysical conditions for the HEW scenario which reproduce the solar r -abundances quite satisfactorily without invoking more exotic nucleosynthesis scenarios or nuclear physics assumptions.

We also tested how important the HEW scenario is for the light-Z region between Cu and Rb. Neither the Cu/Zn/Ge abundance ratios nor the absolute yields observed in halo stars can be reproduced in an entropy superposition with $Y_e < 0.5$, which clearly indicates another nucleosynthesis origin. For Sr to about Mo the dominating production is related to low entropies ($S \leq 110$), where the charged-particle (α -rich) freeze-out results in entropy dependent “seed” nuclei smoothly shifting from β -stability to the neutron-rich side. However, the entropy conditions relevant for the respective elements lead to element ratios, e.g. Sr/Y/Zr or Ru/Pd which seem consistent with astronomical observations. Rapid neutron-capture nucleosynthesis only sets in at higher entropies, where the range $110 \leq S \leq 150$ produces elements up to the rising wing of the $A \simeq 130$ $N_{r,\odot}$ peak under “weak” r -process conditions, whereas for $150 \leq S \leq 300$ a robust “main” r -process between $A \simeq 120$ and the actinide region occurs. The HEW with an entropy superposition of equal mass ejecta per entropy interval is able to reproduce the overall $N_{r,\odot}$ “residuals” beyond Sn, as well as all major recent observations from metal-poor halo stars.

Thus, all heavy elements beyond Sr and their classical r -(residual) abundances can potentially be reproduced in entropy superpositions, which for $S \geq 60$ seem essentially independent of Y_e (in the range $0.45 \leq Y_e \leq 0.49$). In the lower entropy range results are Y_e -dependent, and in addition to r -nuclei also classical “ s -only” isotopes as well as p -nuclei can be produced in the range ^{54}Fe up to ^{106}Cd . These results provide the means to substantially revise the abundance estimates of different primary nucleosynthesis processes for elements in the historical “weak- s ”/“weak- r ” process region and to quantify their correlation with the “main” r -process.

To obtain more quantitative answers to questions concerning the astrophysical site of the compositions of the LEPP elements between Sr ($Z=38$) and Cd ($Z=48$), as well as all of the n -capture elements, will require more and higher quality observational data and also more realistic values of entropy superpositions derived from hydrodynamical models.

We thank R. Gallino for helpful discussions. Partial financial support for this research

was provided by the Deutsche Forschungsgemeinschaft (DFG), the Helmholtz Gemeinschaft, the NSF, the DOE as well as the Swiss NSF.

REFERENCES

- Argast, D. et al. 2004, *A&A*, 416, 997
- Arlandini, C. et al. 1999, *ApJ*, 525, 886
- Barklem, P.S. et al., 2005, *A&A*, 439, 129
- Burbidge, E.M. et al. 1957, *Rev. Mod. Phys.*, 29, 547
- Cameron, A. G. W. 1957, *PASP*, 69, 201
- Cowan, J.J. et al. 1991, *Phys. Rep.*, 208, 267
- Cowan, J.J. et al. 2002, *ApJ*, 572, 861
- Cowan, J.J. et al. 2005, *ApJ*, 627, 238
- Cowan, J.J. & Sneden, C. 2006, *Nature*, 440, 1151
- Farouqi, K. et al. 2008, *AIP Conf. Proc.*, 990, 309
- Farouqi, K. et al. 2008, *AIP Conf. Proc.*, 1001, 245
- François, P. et al. 2007, *A&A*, 476, 935
- Freiburghaus, C. et al. 1999, *ApJ*, 516, 381
- Fröhlich, C. et al. 2006, *Phys. Rev. Lett.*, 96, 142502
- Hill, V. et al. 2002, *A&A*, 387, 560
- Hoffman, R.D. et al. 1996, *ApJ*, 460, 478
- Hoffman, R.D. et al. 1997, *ApJ*, 482, 951
- Honda, S. et al. 2004, *ApJ*, 607, 474
- Honda, S. et al. 2006, *ApJ*, 643, 1180
- Honda, S. et al. 2007, *ApJ*, 666, 1189

- Ivans, I. et al. 2006, *ApJ*, 645, 613
- Käppeler, F. et al. 1989, *Rep. Prog. Phys.*, 52, 945
- Kratz, K.-L. et al. 1993, *ApJ*, 403, 216
- Kratz, K.-L. et al. 1998, *Nucl. Phys.*, A630, 352
- Kratz, K.-L. et al. 2007a, *ApJ*, 662, 39
- Kratz, K.-L. et al. 2007b, *Prog. Particle and Nucl. Physics*, 59, 147
- Lai, D. K. et al. 2008, *astro-ph* 0804.1370
- Mashonkina, L.I. et al. 2007, *Astron. Rep.*, 51, 903
- Meyer, B.S. & Brown, J.S., *ApJS*, 112, 119
- Pfeiffer, B. et al. 2001, *Nucl. Phys.*, A693, 282
- Pfeiffer, B. et al. 2002, *Prog. Nucl. Energy*, 41, 39
- Pignatari et al. 2008, *ApJ*, 687, L95
- Pruet, J. et al. 2006, *ApJ*, 644, 1028
- Qian, Y.-Z. & Woosley, S.E. 1996, *ApJ*, 471, 331
- Qian, Y.-Z. & Wasserburg, G.J. 2007, *Physics Reports*, 442, 237
- Rauscher, T. & Thielemann, F.-K. 2000, *ADNDT*, 75, 1; and priv. comm. (2007).
- Snedden, C. et al. 2003, *ApJ*, 591, 936
- Snedden, C. & Cowan, J.J. 2003, *Science*, 299, 70
- Takahashi, K. et al. 1994, *A&A*, 286, 857
- Thompson, T.A. et al. 2001, *ApJ*, 562, 887
- Travaglio, C. et al. 2004, *ApJ*, 601, 864
- Wanajo, S. et al. 2006, *ApJ*, 636, 842
- Woosley, S.E. et al. 1994, *ApJ*, 433, 229

Table 1: HEW-contributions to the production of selected elements (elemental abundance, $Y(Z)$ in %) in the Fe to Ag region for different entropy ranges. Column (1): S-range $1 < S < 50$, normal α -freezeout; column (2): S-range $50 < S < 110$, neutron-rich α -freezeout with β dn-recapture; column (3): S-range $110 < S < 150$, “*weak*” r -process; column (4): S-range $150 < S < 300$, “*main*” r -process. For discussion, see text.

Z	1	2	3	4
26	100.00	0.00	0.00	0.00
30	99.2	0.5	0.3	0.00
32	85.3	4.7	8.8	1.2
38	79.9	18.3	1.4	0.3
39	61.4	37.4	0.9	0.3
40	14.0	81.0	4.7	0.3
42	0.03	63.6	31.7	4.7
44	0.00	27.4	61.4	11.2
46	0.00	11.5	66.9	21.6
47	0.00	3.7	71.3	25.0

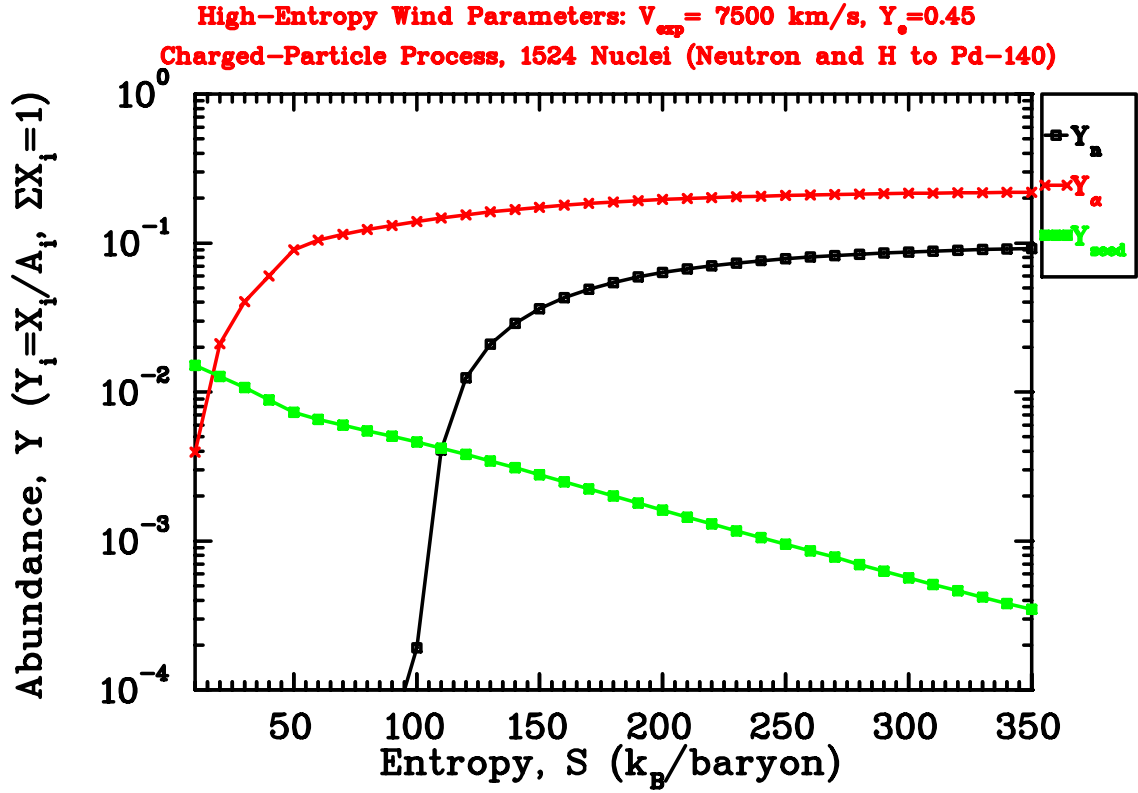


Fig. 1.— Abundance distributions ($Y_i = X_i/A_i$, $\Sigma X_i = 1$) of α -particles, heavy “seed” nuclei and free neutrons as function of entropy S at the freezeout of charged-particle reactions at $T_9 \simeq 3$.

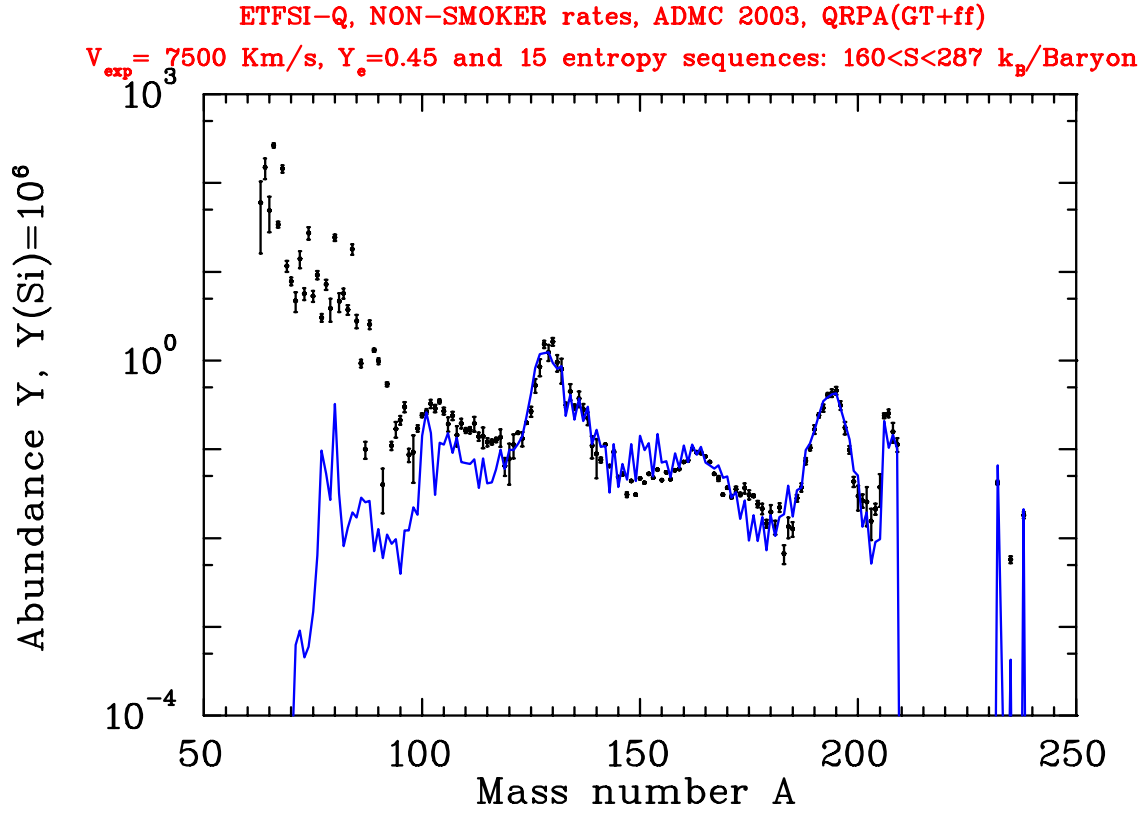


Fig. 2.— Comparison of the $N_{r,\odot}$ distribution (data points (Käppeler et al. 1989)) with predicted isotopic abundances (full line) from a weighted superposition of 15 HEW entropy components in the range $160 \leq S \leq 287$. For further details and discussion, see text.

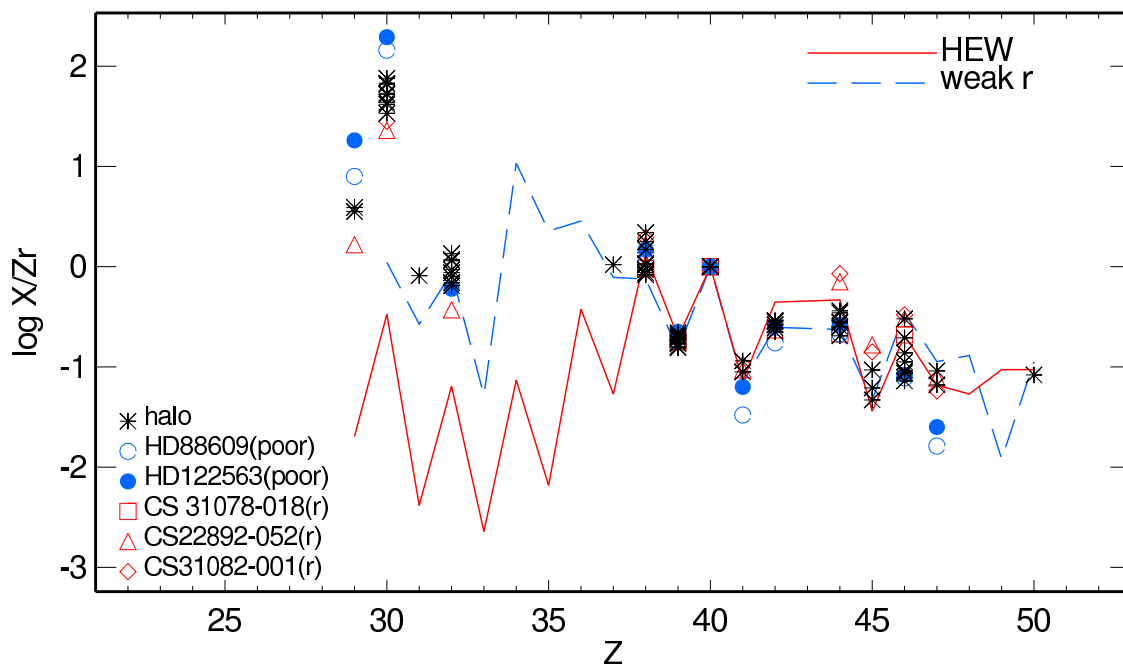


Fig. 3.— Elemental abundance ratios of $\log(X/Zr)$ as a function of atomic number Z . The observational data in the LEPP region between Cu ($Z=29$) and Ag ($Z=47$) for selected halo stars are given by different symbols explained in the lower left corner of the figure. These data are compared with predictions from two different nucleosynthesis approaches; (i) the present HEW model (full line), (ii) the classical “waiting-point” model for a “weak” r -process with a low n_n -range a solar-like Si – Cr seed composition (dashed line). For discussion, see text.

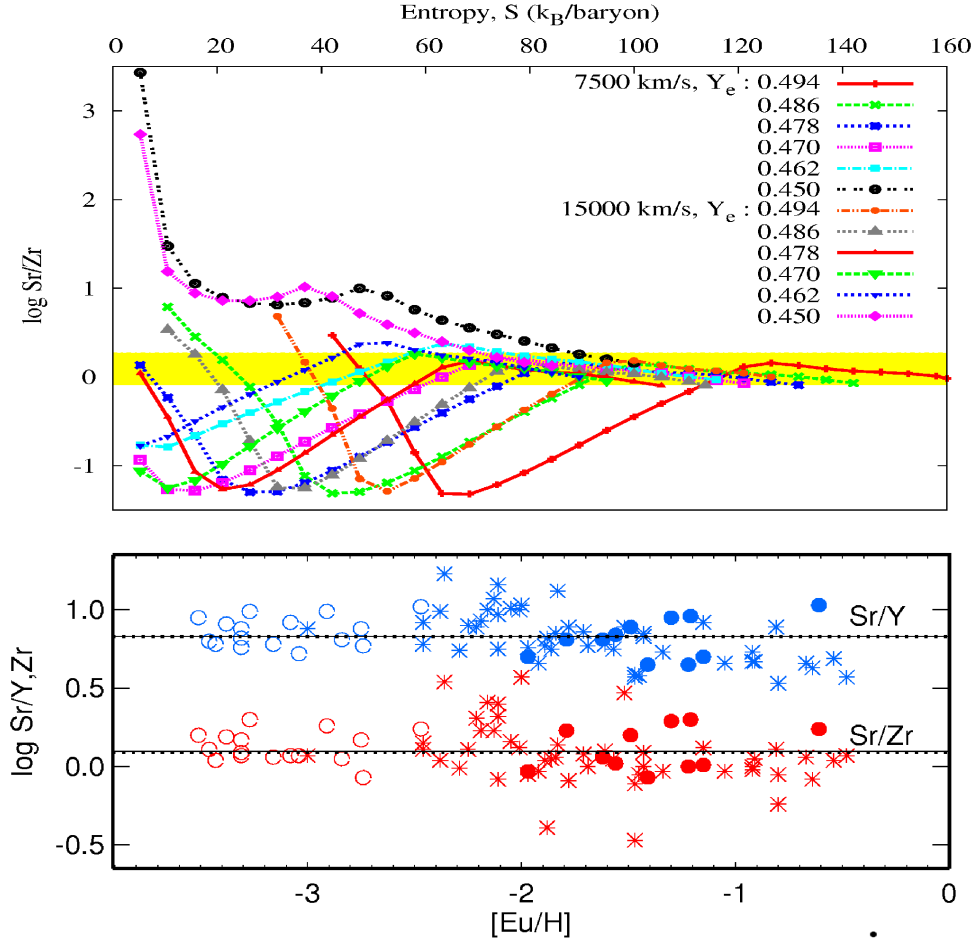


Fig. 4.— Top panel: Sr/Zr ratio as predicted from HEW calculations for different values of Y_e as a function of entropy S . The observed value is shown by gray color band. Bottom panels: Elemental abundance ratios of $\log(\text{Sr}/\text{Y}, \text{Zr})$ as a function of r -process enrichment $[\text{Eu}/\text{H}]$ for halo stars in our Galaxy. The observational data with their mean values shown as full lines are compared to the abundance predictions of our HEW model (dotted lines, partly indistinguishable from the full lines) for the low- S range ($1 \leq S \leq 110$) of the α -component. For discussion and the sources of observational data, see text.