

# The HARPS search for southern extra-solar planets<sup>★</sup>

## XVII. Super-Earth and Neptune-mass planets in multiple planet systems HD 47186 and HD 181433

Bouchy, F.<sup>1</sup>, Mayor, M.<sup>2</sup>, Lovis, C.<sup>2</sup>, Udry, S.<sup>2</sup>, Benz, W.<sup>3</sup>, Bertaux, J.-L.<sup>4</sup>, Delfosse, X.<sup>5</sup>, Mordasini, C.<sup>3</sup>, Pepe, F.<sup>2</sup>, Queloz, D.<sup>2</sup>, and Segransan, D.<sup>2</sup>

<sup>1</sup> Institut d'Astrophysique de Paris, UMR7095 CNRS, Université Pierre & Marie Curie, 98bis Bd Arago, 75014 Paris, France

<sup>2</sup> Observatoire de Genève, Université de Genève, 51 Ch. des Maillettes, 1290 Sauverny, Switzerland

<sup>3</sup> Physikalisches Institut Universität Bern, Sidlerstrasse 5, 3012 Bern, Switzerland

<sup>4</sup> Service d'Aéronomie du CNRS, BP 3, 91371 Verrières-le-Buisson, France

<sup>5</sup> Laboratoire d'Astrophysique, Observatoire de Grenoble, Université J. Fourier, BP 53, 38041 Grenoble, Cedex 9, France

Received ; accepted

### ABSTRACT

This paper reports on the detection of two new multiple planet systems around solar-like stars HD 47186 and HD 181433. The first system includes a hot Neptune of  $22.78 M_{\oplus}$  at 4.08-days period and a Saturn of  $0.35 M_{\text{JUP}}$  at 3.7-years period. The second system includes a Super-Earth of  $7.5 M_{\oplus}$  at 9.4-days period, a  $0.64 M_{\text{JUP}}$  at 2.6-years period as well as a third companion of  $0.54 M_{\text{JUP}}$  with a period of about 6 years. These detections increase to 20 the number of close-in low-mass exoplanets (below  $0.1 M_{\text{JUP}}$ ) and strengthen the fact that 80% of these planets are in a multiple planetary systems.

**Key words.** planetary systems – Techniques: radial velocities – stars: individual: HD 47186 – stars: individual: HD 181433

### 1. Introduction

The HARPS spectrograph based on the 3.6-m ESO telescope at La Silla Observatory is now in operation since 2003. The HARPS consortium started 5 years ago an ambitious and comprehensive Guaranteed Time Observations (GTO) program of high-precision systematic search for exoplanet in the Southern sky (Mayor et al. 2003, 2008). Relevant efforts were made for the search for very low-mass planets. Our consortium dedicates 50% of the GTO on HARPS since 2003 to monitoring about 200 nearby non-active stars. Thank to radial velocity accuracy better than  $1 \text{ m s}^{-1}$  (Pepe et al. 2004, Lovis et al. 2007) HARPS succeeds in the discovery of several Neptune-mass and Super-Earth exoplanets around solar-type stars (Santos et al. 2004, Udry et al. 2006, Lovis et al. 2006, Melo et al. 2008, Mayor et al. 2008) and M dwarfs (Bonfils et al 2005, Udry et al. 2007a, Bonfils et al. 2007, Forveille et al. 2008). Such efficiency mainly comes from the following factors : 1) a careful and frequent monitoring of instrumental performances, 2) a continuous improvement of the data reduction software (e.g. Lovis & Pepe 2007), 3) a dedicated and careful observing strategy to deal with stellar seismic noise (e.g. Bouchy et al. 2005), 4) a long-duration monitoring of non-active stars, 5) an accumulation of measurements in order to identify multi-planetary systems. Our large program is now leading to an increasing list of close-in low-mass exoplanets which will improve our knowledge of the planet distribution in

the mass-period diagram and will allow comparisons with theoretical predictions. Furthermore this increasing number of close-in low-mass planets stimulates dedicated photometric follow-up in order to detect transiting Neptunes like GJ436b (Gillon et al. 2007). Indeed we expect statistically that 5-10% of this close-in low-mass exoplanets offer the appropriate configuration to transit their parent stars. In that case a direct measurement of the planetary radius as well as the exact mass will be provided. In this paper, we present the discovery of two new multiple planet systems including one hot Neptune and one Super-Earth orbiting the stars HD 47186 and HD 181433 respectively.

### 2. Parent star characteristics of HD 47186 and HD 181433.

The basic photometric and astrometric properties of HD 47186 and HD 181433 were taken from the Hipparcos catalogue (ESA 1997). Accurate spectroscopic stellar parameters of the HARPS GTO “high-precision” program were determined by Sousa et al. (2008) using the high-quality high-resolution and high S/N HARPS spectra. Stellar parameters for HD 47186 and HD 181433 are summarized in Table 1.

### 3. Radial-velocity data and orbital solutions

The observations were carried out using the HARPS spectrograph (3.6-m ESO telescope, La Silla, Chile). We have obtained 66 and 107 measurements on HD 47186 and HD 181433 respectively spanning more than 4 years. The exposure time was fixed to 900s in order to average out the stellar seismic noise. The spectra have typical S/N per pixel in the range 120-250 for

Send offprint requests to: e-mail: bouchy@iap.fr

<sup>★</sup> Based on observations made with HARPS spectrograph on the 3.6-m ESO telescope at La Silla Observatory under the GTO programme ID 072.C-0488. Tables of radial velocities are only available in electronic form at the CDS via anonymous ftp to cdsarc.u-strasbg.fr (130.79.128.5) or via <http://cdsweb.u-strasbg.fr/cgi-bin/qcat?J/A+A/>.

**Table 1.** Stellar parameters of HD 47186 and HD 181433. The rotational period is derived from the activity index  $\log R'_{HK}$ .

| Parameters                       | HD 47186         | HD 181433         | Reference           |
|----------------------------------|------------------|-------------------|---------------------|
| Spectral type                    | G5V              | K3IV              | Hipparcos           |
| Parallax [mas]                   | 26.43            | 38.24             | Hipparcos           |
| Distance [pc]                    | 37.84            | 26.15             | Hipparcos           |
| $m_v$                            | 7.6              | 8.4               | Hipparcos           |
| B-V                              | 0.71             | 1.01              | Hipparcos           |
| $M_v$                            | 4.74             | 6.31              | Hipparcos           |
| Luminosity [ $L_\odot$ ]         | $1.08 \pm 0.029$ | $0.308 \pm 0.026$ | Sousa et al. (2008) |
| Mass [ $M_\odot$ ]               | 0.99             | 0.78              | Sousa et al. (2008) |
| $T_{\text{eff}}$ [K]             | $5675 \pm 21$    | $4962 \pm 134$    | Sousa et al. (2008) |
| $\log g$                         | $4.36 \pm 0.04$  | $4.37 \pm 0.26$   | Sousa et al. (2008) |
| [Fe/H]                           | $0.23 \pm 0.02$  | $0.33 \pm 0.13$   | Sousa et al. (2008) |
| $v \sin i$ [km s <sup>-1</sup> ] | 2.2              | 1.5               | this paper          |
| $\log R'_{HK}$                   | -5.01            | -5.11             | this paper          |
| $P_{\text{ROT}}$ [days]          | 33               | 54                | this paper          |

HD 47186 and 80-160 for HD 181433 reflecting the difference in magnitude. Radial velocities (available in electronic form at CDS) were obtained directly using the HARPS pipeline. Their uncertainties, including photon noise, wavelength calibration uncertainty and spectrograph drift uncertainty, are in the range 0.3-0.6 m s<sup>-1</sup> and 0.4-1.0 m s<sup>-1</sup> for HD 47186 and HD 181433 respectively.

### 3.1. HD 47186

Radial velocity measurements of HD 47186 as a function of Julian Date are shown on top of Fig. 1. Analysis of these data reveals the presence of a clear and stable 4-day period signal in addition with a long-term modulation of 3.7-year period. The phase-folded curves of the two planets, with points representing the observed radial velocities, after removing the effect of the other planets are displayed in Fig. 1 (middle and bottom panels). The reduced  $\chi^2$  per degree of freedom is 2.25 and the residuals around the solution is 0.91 m s<sup>-1</sup>. The derived orbital parameters lead to a minimum mass of 22.8  $M_\oplus$  and a separation  $a = 0.05$  AU for the close-in exoplanet and a minimum mass of 0.35  $M_{\text{JUP}}$  and a separation  $a = 2.4$  AU for the second exoplanet. Orbital and physical parameters derived from the 2-planet Keplerian models are presented in Table 2. The close-in planet has a slightly significant eccentricity ( $0.038 \pm 0.020$ ). If we fix to zero the eccentricity, all parameters keep the same except the periastron epoch  $T_{\text{peri}} = 54566.261 \pm 0.028$ . In that case, the reduced  $\chi^2$  is 2.28 and the residuals around the solution is 0.94 m s<sup>-1</sup>. Orbital parameters of the long-period planets may still be improved. Although the fact that more than 1 orbital period was covered, no measurements were made in between phases from -0.1 to 0.3 and we assumed here that there is no long-term trend. Additional measurements will significantly improved the determination of the orbital parameters and will put constraints on a possible third companion at longer period. We checked that the bisector shape of the cross-correlation function (see Queloz et al. 2001) shows no variations down to the photon noise level, giving strong support to the planetary interpretation of the 2 RV signals.

### 3.2. HD 181433

Our radial velocity measurements as a function of Julian Date are shown on top of Fig. 2. It first shows a clear signal at pe-

**Table 2.** Orbital and physical parameters of the 2-planet system orbiting HD 47186.

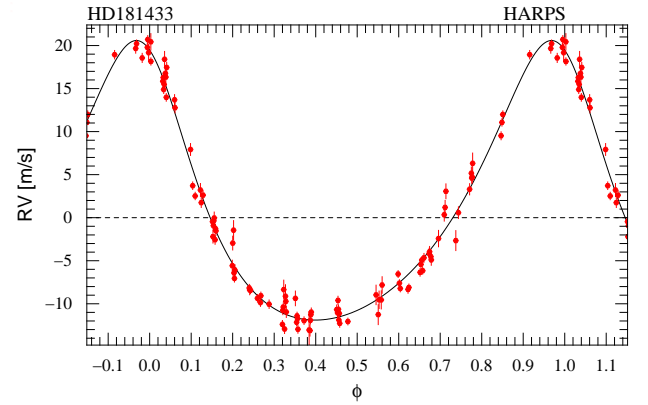
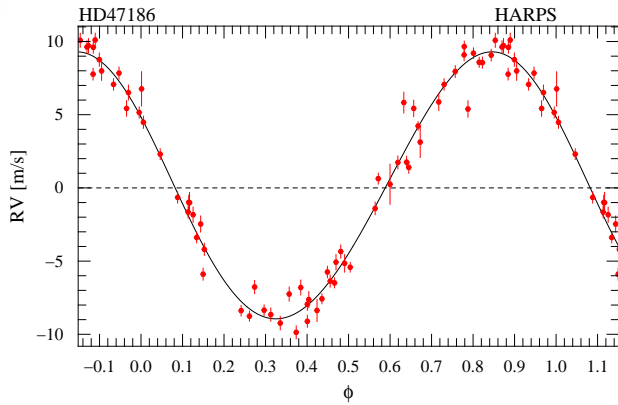
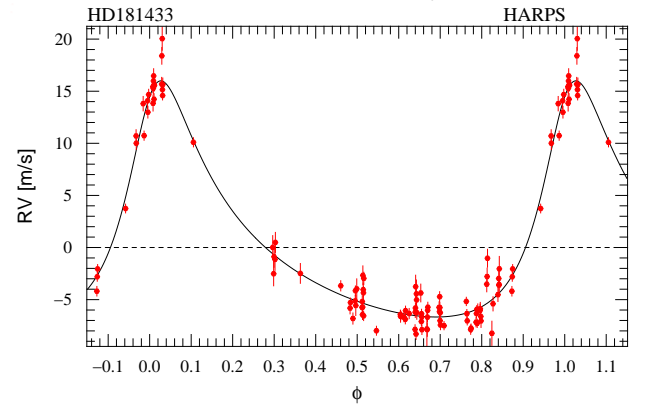
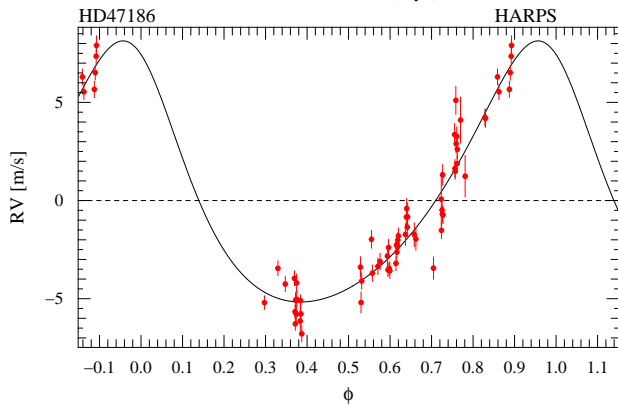
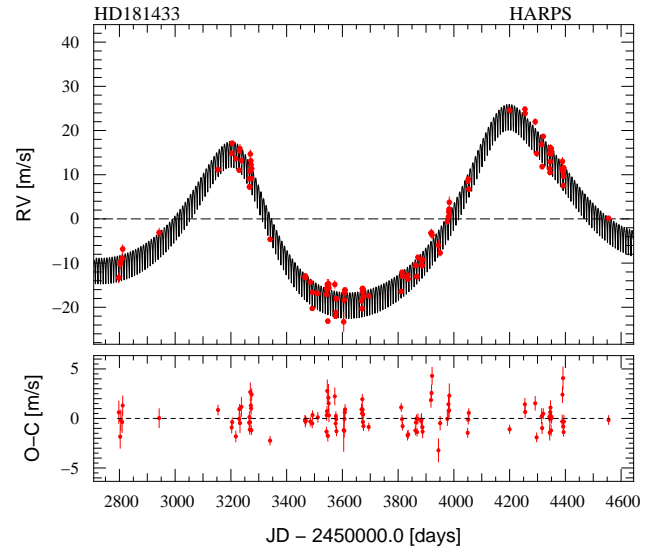
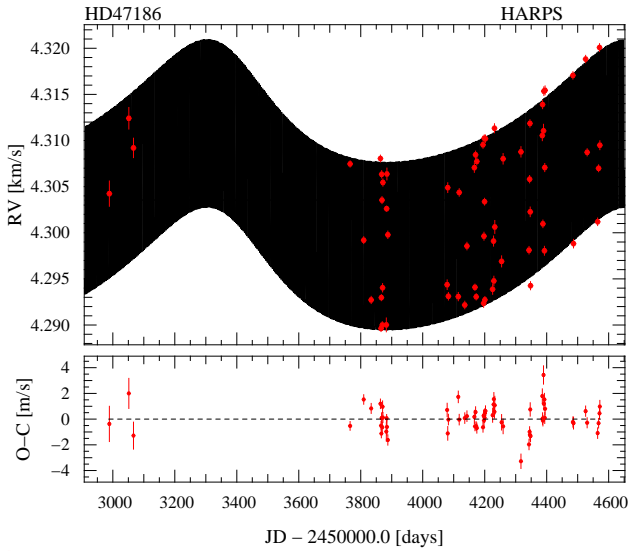
| Parameters                          | HD 47186b           | HD 47186c         |
|-------------------------------------|---------------------|-------------------|
| P [days]                            | $4.0845 \pm 0.0002$ | $1353.6 \pm 57.1$ |
| $T_{\text{peri}}$ [BJD-2400000]     | $54566.95 \pm 0.36$ | $52010 \pm 180$   |
| e                                   | $0.038 \pm 0.020$   | $0.249 \pm 0.073$ |
| $\omega$ [deg]                      | $59 \pm 32$         | $26 \pm 23$       |
| V [km s <sup>-1</sup> ]             | $4.3035 \pm 0.0014$ |                   |
| K [m s <sup>-1</sup> ]              | $9.12 \pm 0.18$     | $6.65 \pm 1.43$   |
| $m \sin i$ [ $M_{\text{JUP}}$ ]     | 0.07167             | 0.35061           |
| $m \sin i$ [ $M_\oplus$ ]           | 22.78               | 111.42            |
| a [AU]                              | 0.050               | 2.395             |
| $N_{\text{meas}}$                   | 66                  |                   |
| Data span [days]                    | 1583                |                   |
| $\sigma$ (O-C) [m s <sup>-1</sup> ] | 0.91                |                   |
| $\chi^2_{\text{red}}$               | 2.25                |                   |

riod 2.6 years plus an additional long-term trend. Analysis of the residuals reveals an additional signal at 9.4 days. We tested a linear, a quadratic and a Keplerian solution for the long-term trend. It does not affect the solution for the short-period planet but affect slightly the orbital parameters of the 2.6 years planet. With a linear trend of  $1.70 \pm 0.26$  m s<sup>-1</sup>/year, the reduced  $\chi^2$  is 3.3 and the residuals around the solution is 1.66 m s<sup>-1</sup>. A quadratic trend with a slope of  $2.98 \pm 0.38$  m s<sup>-1</sup>/year and a curve of  $1.30 \pm 0.22$  m s<sup>-1</sup>/year<sup>2</sup> improves the global solution and gives a reduced  $\chi^2$  of 2.4 and residuals of 1.22 m s<sup>-1</sup>. Finally a Keplerian orbit with a period of about 6 years improves significantly the global solution and gives a reduced  $\chi^2$  of 1.3 and residuals of 1.06 m s<sup>-1</sup>. The parameters of this long period planet is not well constrained by our span coverage of 4.8 years. However long term observations of HD 181433 carried with the spectrograph CORALIE over 9 years confirm this signal. The phase-folded curves of the three planets, with points representing the observed radial velocities, after removing the effect of the other planets are displayed in Fig. 2. The derived orbital parameters lead to a minimum mass of 7.5  $M_\oplus$  and a separation  $a = 0.08$  AU for the close-in exoplanets and a minimum mass of 0.64  $M_{\text{JUP}}$  and a separation  $a = 1.76$  AU for the second exoplanets. The derived parameters of the third exoplanet indicate a minimum mass of 0.54  $M_{\text{JUP}}$  and a semi-major axis close to 3 AU. Additional CORALIE observations and dynamical analysis of this system will be presented in a forthcoming paper. Orbital and physical parameters derived from the 3-planet Keplerian models are presented in Table 3. We checked that the bisector shape of the CCF shows no variations and no correlation with any of the 3 RV signals. The significant of the 9.4-days planet was checked using a Monte Carlo approach in which the residuals to the two external planets fit are scrambled and then analyzed in order to find periodicity. Figure 3 represents the Lomb-Scargle periodogram of these residuals. The 9.4-day signal appears strongly upper the false alarm probability limit.

## 4. Discussion and conclusion

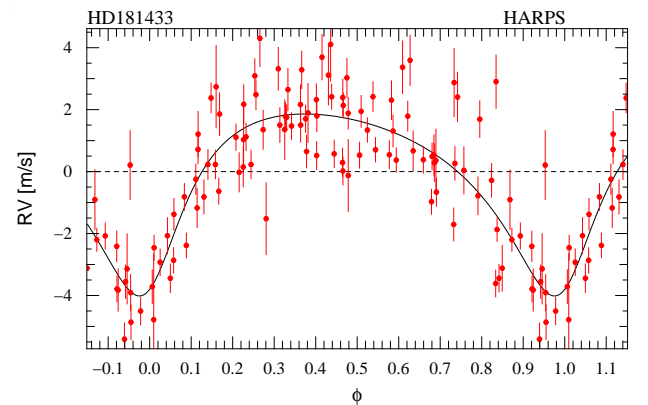
Figure 4 represents the  $\sim 300$  known exoplanets<sup>1</sup> in the mass-separation diagram. The triangles refer to exoplanets found by radial velocities. The dark triangles refer to transiting exoplanets. The circles refer to exoplanets found by microlensing. The bold triangles correspond to HARPS discovered exoplanets in-

<sup>1</sup> from The Extrasolar Planets Encyclopedia (<http://exoplanet.eu>) June 2008.



**Fig. 1.** 2-planet Keplerian model for the HD 47186 radial velocity variations. The upper panel displays the RVs as a function of Julian Date. The middle and bottom panels display the phase-folded curve of the 3.7-years and the 4-days period planet respectively, with points representing the observed RVs, after removing the effect of the other planets.

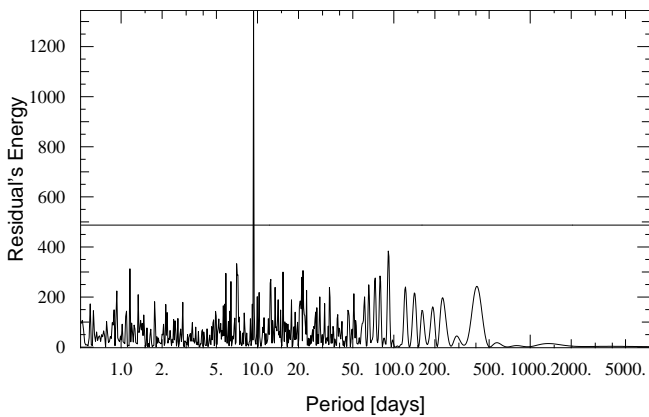
cluding the 5 ones described in this paper and the 3 ones orbiting HD 40307 (Mayor et al. 2008). HARPS is presently filling the area of close-in low-mass exoplanets with minimum mass below  $0.1 M_{\text{JUP}}$ . One expects that few % of these exoplanets offer the appropriate configuration to transit their parent stars. In that case a direct measurement of the planetary radius as well as the exact mass will be done providing crucial informations and con-



**Fig. 2.** 3-planet Keplerian model for the HD 181433 radial velocity variations. The upper panel displays the RVs as a function of Julian Date. The 3 bottom panels (from top to bottom) display the phase-folded curve of the 6-years, 2.6-years and the 9.4-days period planets respectively, with points representing the observed RVs, after removing the effect of the other planets.

**Table 3.** Orbital and physical parameters of the 3-planet system orbiting HD 181433.

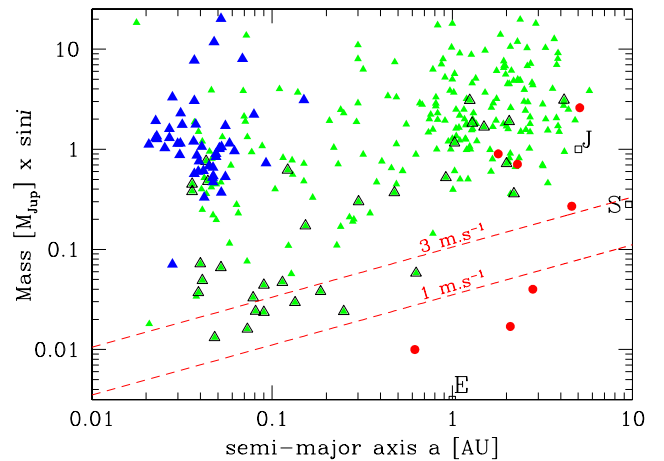
| Parameters                      | HD 181433b    | HD 181433c     | HD 181433d |
|---------------------------------|---------------|----------------|------------|
| P [days]                        | 9.3743±0.0019 | 962.0±15       | 2172±158   |
| T <sub>peri</sub> [BJD-2400000] | 54542.0±0.26  | 53235.0±7.3    | 52154±194  |
| e                               | 0.396±0.062   | 0.28±0.02      | 0.48±0.05  |
| ω [deg]                         | 202±10        | 21.4±3.2       | -30±13     |
| V [km s <sup>-1</sup> ]         |               | 40.2125±0.0004 |            |
| K [m s <sup>-1</sup> ]          | 2.94±0.23     | 16.2±0.4       | 11.3±0.9   |
| msin i [M <sub>JUP</sub> ]      | 0.024         | 0.64           | 0.54       |
| msin i [M <sub>⊕</sub> ]        | 7.5           | 203            | 171        |
| a [AU]                          | 0.080         | 1.76           | 3          |
| N <sub>meas</sub>               |               | 107            |            |
| Data span [days]                |               | 1757           |            |
| σ (O-C) [m s <sup>-1</sup> ]    |               | 1.06           |            |
| χ <sub>red</sub> <sup>2</sup>   |               | 1.29           |            |

**Fig. 3.** Lomb-Scargle periodogram of the radial velocities of HD 181433 after subtraction of the two long period signals. The horizontal line corresponds to a false alarm probability of  $10^{-4}$ .

straints about their composition. This was the case of the up-to-day unique transiting Neptune GJ436b (Gillon et al. 2007) which was first discovered by radial velocity (Butler et al. 2004). Such close-in low-mass planets are expected to have radius of few  $R_{\oplus}$  which means transit depth in the sub-millimagnitude regime. Although impossible to be detected in ground-based photometry surveys, such small transiting exoplanets may be detected in specific high-precision ground-based photometric follow-up, especially in case of small stellar radius (K and M dwarves), or using spaced-based facilities. One advantage comes from the fact that these planets orbit around nearby bright stars which makes possible deep and further characterization.

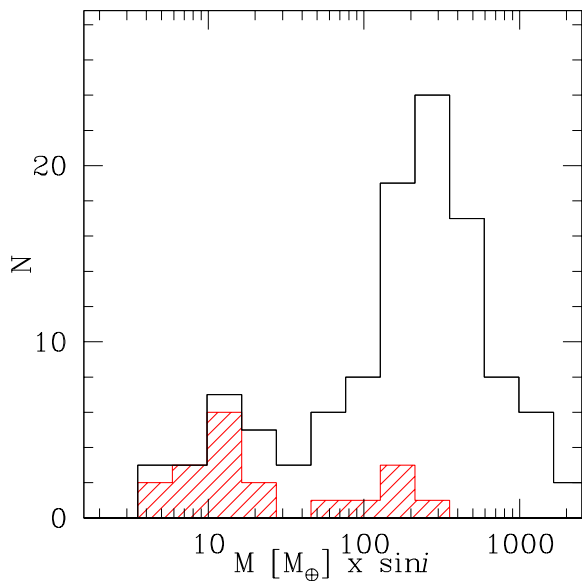
The two new planetary systems described here strengthen the fact low-mass exoplanets are found in multiple planetary systems. Indeed, from the 20 known exoplanets with masses lower than  $0.1 M_{JUP}$ , 16 are in a multiple planetary systems, hence 80%. This fraction should be compared to the 23% of the  $\sim 300$  known exoplanets which are in a multiple planetary systems. If we restrict the analysis to planetary period shorter than 50 days, which correspond to the detectability period cutoff of low mass exoplanets, the conclusion remains the same, 19% of exoplanets and 72% of low mass explanets are in a multiple systems. We note that from the 4 low-mass planets which are not up-to-day identified as part of a multiple planetary systems, 3 are orbiting a M-dwarf (GJ674b, GJ436b and HD 285968b).

It is interesting to discuss the discoveries presented in this paper from a theoretical point of view. In the planet population

**Fig. 4.** Mass-separation diagram of the 300 known exoplanets. The triangles refer to exoplanets found by radial velocities. The dark triangles refer to transiting exoplanets. The circles refer to exoplanets found by microlensing. The bold triangles correspond to HARPS discovered exoplanets. Lines of radial-velocity semi-amplitude of 1 and 3  $\text{m s}^{-1}$  are added assuming a 1 solar-mass star.

synthesis calculations of Mordasini et al. (2008a) based on the core accretion scenario, a large number of hot-Neptunian and Super-Earth planets as the ones presented here are predicted to exist at small distances from the host star. These low mass planets form a distinct sub-population of planets which did not undergo gas runaway accretion, in contrast to the sub-population of Hot Jupiters. In the predicted IMF of the close-in planets, a local minimum is found between the two groups, occurring for solar type stars at a mass of about  $30 M_{\oplus}$ . Indeed, Fig. 4 indicates that the high precision program of HARPS has started to explore this new sub-population of close-in low mass planets. One might even tentatively see in Fig. 4 a bimodal mass distribution of the “Hot” planets. This emerging bimodal shape of the mass distribution from gaseous giant planets to the super-Earth regime was already pointed out by Mayor & Udry (2008) and is also visible on the mass distribution of detected planet with period shorter than 50 days (see Fig. 5). Planetary formation simulations also based on the core accretion scenario and done by Ida & Lin (2004a, 2008) also predict a bimodal distribution from gaseous giants to Super-Earth and furthermore a paucity of extrasolar planets with mass in the range  $10\text{--}100 M_{\oplus}$ .

Discoveries of Hot Neptunes and close-in Super-Earth planets raise questions about how they were exactly formed. In-situ formation seems very unlikely for HD 47186b. This is due to the fact that in-situ formation allows the assembly of planets of only a few times the Earth mass even at the supersolar metallicity of about 0.2-0.3 dex of the stars considered here. HD 47186b has in contrast a clearly larger, Neptunian like mass and is located at a very small semi-major axis, where only tiny amounts of planetary building blocks are available, if any (due to evaporation of solids very close to the star). For HD 181433b, the planetary mass is only about a third, while the semi-major axis is larger, so that its mass is no more so clearly out of reach of what might can form in-situ. Still, for reasonable disk masses and profiles, it is unlikely that a such a massive Super-Earth planet can form at its current location. Therefore, it seem necessary that some migration process was at work. Various processes can bring planets close to the star: Planet-disc interaction in the form of type I and II migration (e.g. Terquem & Papaloizou 2007), planet-planet



**Fig. 5.** Distribution of planetary masses from giant gaseous planets to the super-Earth regime for close-in planets ( $P \leq 50$  days). The hatched histogram represents HARPS detections.

interaction in the form of shepherding (e.g. Mandell et al. 2007), scattering with subsequent circularization or the Kozai mechanism, among some others (e.g. Raymond et al. 2008; Zhou & Lin 2008).

It is interesting to discuss the discoveries in the context of the two competing giant planet formation mechanisms. In the core accretion mechanism, the formation of a system with both giant and low mass (Neptunian or Super-Earth) planets can be regarded as a natural outcome, which is not necessary the case in the gravitational instability model. Especially a planetary system architecture with low mass planets at smaller semi-major axes and one or several giant planets at larger distances is expected in the baseline core accretion model without long distance migration, as the increase of the available planetary building blocks with distance facilitates giant planet growth at larger distances, while the smaller amounts available at shorter distances should lead to the formation of low mass planets. This simple picture is reflected in both HD 47186 and HD 181433, even if the masses of the inner planets are large compared to those of the Solar System. We therefore may regard these systems as cases where some, but not extreme migration of both the low mass planets and the giants occurred. This would indicate an initial disk mass larger than that of the Solar System, but less massive than one leading to the formation of Hot Jupiters.

Population synthesis calculations based on the core accretion paradigm reproduce the "metallicity effect" (Ida & Lin 2004b) i.e. the strong positive correlation between the stellar metallicity and the planetary detection probability. Recent discoveries mainly by HARPS have shown that this "metallicity effect" might not exist for close-in low mass planets, even though the data set is currently too small for definitive conclusions (Udry & Santos 2007b). However the multiple planetary systems like HD 47186 and HD 181433 with both a giant and a low mass planet (55 Cnc, Gl876, HD 160691, HD 190360, HD 219828) have all supersolar metallicities. In the core accretion scenario this is understood in the following way: High [Fe/H] stars (disks) are able to produce both giant and low mass planets, while low [Fe/H] systems are able to produce low mass planets only. More

discoveries of low mass planets will help clarify such correlations.

*Acknowledgements.* The authors thank the different observers from the other HARPS GTO sub-programmes who have also measured HD 47186 and HD 181433. We are grateful to all the staff of La Silla Observatory for their contribution to the success of the HARPS project. We wish to thank the Programme National de Planétologie (INSU-PNP) and the Swiss National Science Foundation for their continuous support to our planet-search programs.

## References

- Bonfils, X., Forveille, T., Delfosse, X., et al. 2005, *A&A*, 443, L15  
 Bonfils, X., Mayor, M., Delfosse, X., et al. 2007, *A&A*, 474, 293  
 Bouchy, F., Bazot, M., Santos, N.C., et al., 2005, *A&A*, 440, 609  
 Butler, R.P., Vogt, S.S., Marcy, G.W., et al. 2004, *ApJ*, 617, 580  
 ESA. 1997, The HIPPARCOS and TYCHO catalogue, ESA-SP 1200  
 Forveille, T., Bonfils, X., Delfosse, X., et al., 2008, *A&A*, in press  
 Gillon, M., Pont, F., Demory, B.-O., et al. 2007, *A&A*, 471, 51  
 Ida, S. & Lin, D.N.C., 2004a, *ApJ*, 604, 388  
 Ida, S. & Lin, D.N.C., 2004b, *ApJ*, 616, 567  
 Ida, S. & Lin, D.N.C., 2008, *ApJ*, 673, 487  
 Lovis, C., Mayor, M., Pepe, F., et al. 2006, *Nature*, 441, 305  
 Lovis, C., Pepe, F., Bouchy, F., et al. 2006, in *Ground-based and Airborne Instrumentation for Astronomy*, proceedings of the SPIE, 6269, 23  
 Lovis, C. & Pepe, F., *A&A* 2007, 468, 1115  
 Mandell, A., Raymond, S.N., Sigurdsson, S., 2007, *ApJ*, 660, 823  
 Mayor, M., Pepe, F., Queloz, D., et al. 2003, *The Messenger*, 114, 20  
 Mayor, M., Udry, S., Lovis, C., et al. 2008, *A&A*, in press (arXiv:0806.4587)  
 Mayor, M. & Udry, S., 2008, *Physica Scripta*, T130, 014010  
 Mordasini, C., Alibert, Y., Benz, W., Naef, D., 2008, in *Extreme Solar Systems*, ASP Conferences Series, eds. D. Fisher, F. Rasio, S. Thorsett & A. Wolszczan  
 Melo, C., Santos, N.C., Gieren, W., et al. 2008, *A&A*, 467, 721  
 Pepe, F., Mayor, M., Queloz, D., et al. 2004, *A&A*, 423, 385  
 Raymond, S.N., Barnes, R., Mandel, A.M., 2008, *MNRAS*, 384, 663  
 Santos, N.C., Bouchy, F., Mayor, M., et al., 2004, *A&A*, 426, L19  
 Sousa, S.G., Santos, N.C., Mayor, M., et al. 2008, *A&A*, 487, 373  
 Terquem, C. & Papaloizou, J.C.B., 2007, *ApJ*, 654, 1110  
 Udry, S., Mayor, M., Benz, W., et al. 2006, *A&A*, 447, 361  
 Udry, S., Bonfils, X., Delfosse, X., et al. 2007, *A&A*, 469, L43  
 Udry, S., & Santos, N.C., 2007, *ARA&A*, 45, 397  
 Zhou, J.-L. & Lin, D. N. C., 2008, in *IAU Symposium 249: Exoplanets: Detection, Formation and Dynamics*, Y.-S. Sun, S. Ferraz-Mello & J.-L. Zhou (eds.), 2008, 285 (arXiv:0802.0062)