



INSTITUT NATIONAL DE RECHERCHE EN INFORMATIQUE ET EN AUTOMATIQUE

Stability of Curvature Measures

Frédéric Chazal — David Cohen-Steiner — André Lieutier — Boris Thibert

N° 6756

December 2008

Thème NUM

A large, light gray, stylized letter 'R' that serves as a background for the text 'Rapport de recherche'.

*Rapport
de recherche*

arXiv:0812.1390v1 [cs.CG] 7 Dec 2008

Stability of Curvature Measures

Frédéric Chazal*, David Cohen-Steiner†, André Lieutier‡, Boris Thibert§

Thème NUM — Systèmes numériques
Équipe-Projet Geometrica

Rapport de recherche n° 6756 — December 2008 — 34 pages

Abstract: We address the problem of curvature estimation from sampled compact sets. The main contribution is a stability result: we show that the gaussian, mean or anisotropic curvature measures of the offset of a compact set K with positive μ -reach can be estimated by the same curvature measures of the offset of a compact set K' close to K in the Hausdorff sense. We show how these curvature measures can be computed for finite unions of balls. The curvature measures of the offset of a compact set with positive μ -reach can thus be approximated by the curvature measures of the offset of a point-cloud sample. These results can also be interpreted as a framework for an effective and robust notion of curvature.

Key-words: curvature measures, normal cycle, geometric inference, μ -reach, distance function, point-cloud

* INRIA Saclay, Parc Club Orsay Université, 2-4, rue Jacques Monod, 91893 Orsay Cedex France, frederic.chazal@inria.fr

† INRIA, BP 93, 06902 Sophia Antipolis, France, david.cohen-steiner@sophia.inria.fr

‡ Université de Grenoble & CNRS, Laboratoire Jean Kuntzmann, Grenoble, France

§ Université de Grenoble & CNRS, Laboratoire Jean Kuntzmann, Grenoble, France, Boris.Thibert@imag.fr

Stabilité des Mesures de Courbures

Résumé : Ce travail étudie l'estimation de la courbure d'ensembles compacts échantillonnés. Nous montrons que les mesures de courbures moyenne, de Gauss et anisotropes des offsets d'un compact K suffisamment "régulier", i.e. à μ -reach strictement positif, sont stables : elles peuvent être estimées par les mesures de courbures des offsets de tout compact K' suffisamment proche de K pour la distance de Hausdorff. Nous explicitons le calcul de ces mesures de courbures dans le cas où K' est un nuage de points dans \mathbb{R}^3 . Ces résultats fournissent en particulier un cadre permettant de définir formellement des notions de courbures robustes pouvant être effectivement calculées.

Mots-clés : mesures de courbure, cycle normal, inférence géométrique, μ -reach, fonction distance, nuage de points

1 Introduction

Motivation We present in this work a *stable* notion of curvature. A common definition of curvature considers quantities defined pointwisely on a twice differentiable manifold. However, the objects we have to deal with in practice are not twice differentiable: consider the situation where a physical object is known through a sufficiently dense point cloud measured on the object boundary. Intuitively, it seems feasible to infer some meaningful information on the curvature of the physical object itself. Let us assume that we know both the *accuracy* of the measure, which is an upper bound on the distances between the measured points and their closest points on the physical object boundary, and the *sampling density*, which is an upper bound on the distance between the points on the object boundary and their closest measured sample points. The fact that the measure accuracy and sampling density are below a known small value ϵ can be expressed by saying that the Hausdorff distance (see the definition in Section 2) between the assumed physical object and the measured point cloud is less than ϵ . Even with the guarantee of a small Hausdorff distance, the knowledge of the measured point cloud allows many possible shapes for the physical object boundary and it is hopeless, without additional assumptions, to infer the usual pointwise curvature quantities on the physical object.

Indeed, a first difficulty is that the geometrical and topological properties of a physical object have to be considered at some scale: for example, if one is interested in the shape of a ship hull, it may make sense to see it as a smooth surface at a large scale (10^{-1} meters). However, at a finer scale (10^{-4} meters) this same object may appear with many sharp features near the rivets and small gaps between assembled sheets of metals. At a still finer scale, one could even consider each atom as a separate connected component of the same physical object.

A second difficulty is related to the “pointwise” character of usual curvature definition. If the physical object is known up to ϵ in Hausdorff distance, it seems impossible to distinguish between the pointwise curvature at two points whose distance is of the order of ϵ . Without very strong assumptions on the regularity of the unknown object, it is again meaningless to evaluate a pointwise curvature quantity.

In this work, we overcome the first difficulty by considering a scale dependent notion of curvature which consists merely, for a compact set K , in looking at the curvature of the r -offsets of K (*i.e.* the set of points at distance less than or equal to r from K). This offset, which can be seen as a kind of convolution, in the same spirit of similar operators in mathematical morphology or image processing, filters out high frequencies features of the object’s boundary.

We overcome the second difficulty by considering curvature measures instead of pointwise curvature. In the case of smooths manifolds, curvature measures associate to a subset of the manifold the integral of pointwise curvatures over the subset. However the curvature measures are still defined on non smooth objects such as convex sets or more generally sets with positive reach [22].

In practice, in order to state our stability theorem, one has to make some assumption on the unknown physical object, namely the *positive μ -reach* property defined below. To be more precise, our stability theorem still applies to objects whose offsets have positive μ -reaches.

Some other approaches assume stronger properties such as smoothness or positive reach. But is it legitimate to make such assumptions on an unknown object? In practice, the only available informations about the physical object appears through the physical measures. A distinctive character of our assumption on the μ -reach of offsets of physical object is that, thanks to the so-called critical values separation theorem [6], it can be reliably checked from the measured point sample. In this situation our curvature estimations reflect reliably the intrinsic properties of the physical object.

Related previous works. Due to its applications in geometry processing, many methods have been suggested that, given a triangulated surface, are able to estimate the curvature of an assumed underlying smooth surface (see [32] for a survey). Several authors (for example [2]) compute the curvature of a smooth polynomial surface approximating locally the triangulated surface. Closely related to our work is [31, 14, 15, 16], which study a general definition of curvature measure that applies to both smooth surfaces and their approximation by triangulated surfaces, based on the so-called normal cycle (defined below). The proximity of curvature measure is proved using the powerful notion of *flat norm* between the corresponding normal cycles. These ideas are thoroughly reused in the present work.

In [6], in order to address the question of topology determination through Hausdorff approximation, the authors have introduced the class of sets with positive μ -reach, which can be regarded as a mild regularity condition. In particular, this condition does not require smoothness. If a set has a positive μ -reach, or at least if it has offsets with positive μ -reach, it is possible to retrieve the topology of its offset from the topology of some offsets of a Hausdorff close point sample. A stable notion of normal cone has also been defined on this class of sets [5]. More recently, the authors have proved [7] that the complement of offsets of sets with positive μ -reach have positive reach. Since the normal cycle and the associated curvature measures are defined for sets with positive reach [22, 24] we may consider normal cycles of offsets of sets with positive μ -reach. This paper develops this idea and gives a stability result whose proof uses the fact that the boundary of the double offsets of sets with positive μ -reach are smooth surfaces.

Contributions. Our main result states that if the Hausdorff distance between two compact sets with positive μ -reach is less than ϵ , then the curvature measures of their offsets differs by less than $O(\sqrt{\epsilon})$, using an appropriate notion of distance between measures. This is then extended through the *critical values separation theorem* to the case where only one set has positive μ -reach, which allows to evaluate the curvature measure of an object from a noisy point cloud sample. These results improve on the stability results in [31, 14, 15, 16], which were only limited to the approximation of smooth hypersurfaces by homeomorphic triangulated manifolds. In order to provide a concrete algorithm we give the formulas that express these curvatures measures on a union of balls (*i.e.* on an offset of the point cloud). Closest to our work is [8], which also gives a stability result for curvature measures. The main differences are that our result also applies to anisotropic curvature measures, whereas [8] is only limited to the usual curvature measures. On the other hand, the stability result for curvature

measures in [8] derives from a stability result for so-called boundary measures, which holds without any assumptions on the underlying compact set, whereas ours requires to assume a lower bound on the μ -reach. While the two results seem related at first sight, the proof techniques are drastically different.

Outline. The paper first recalls definitions and properties related to the distance function to a compact set and its gradient, the critical function and the μ -reach. Then, in Section 3, one recalls classical notions concerning currents and one introduces the notions of normal cycle and of curvature measures. In Section 4, we state the stability theorem for sets with positive μ -reaches. We then extend this theorem to the case where only one set has positive μ -reach. In Section 5, we give the expressions of curvature measures for unions of balls. The last section gives the main steps of the proof of the main Theorem.

2 Definitions and background on distance functions

We are using the following notations in the sequel of this paper. Given $X \subset \mathbb{R}^d$, one denotes by X^c the complement of X , by \overline{X} its closure and by ∂X the boundary of X . Given $A \subset \mathbb{R}^d$, $ch(A)$ denotes the convex hull of A .

The *distance function* d_K of a compact subset K of \mathbb{R}^d associates to each point $x \in \mathbb{R}^d$ its distance to K :

$$x \mapsto d_K(x) = \min_{y \in K} d(x, y),$$

where $d(x, y)$ denotes the euclidean distance between x and y . Conversely, this function characterizes completely the compact set K since $K = \{x \in \mathbb{R}^d \mid d_K(x) = 0\}$. Note that d_K is 1-Lipschitz. For a positive number r , we denote by K_r the r -offset of K , defined by $K_r = \{x \mid d_K(x) \leq r\}$. The *Hausdorff distance* $d_H(K, K')$ between two compact sets K and K' in \mathbb{R}^d is the minimum number r such that $K \subset K'_r$ and $K' \subset K_r$. It is not difficult to check that the Hausdorff distance between two compact sets is the maximum difference between the distance functions associated with the compact sets:

$$d_H(K, K') = \sup_{x \in \mathbb{R}^n} |d_K(x) - d_{K'}(x)|$$

Given a compact subset K of \mathbb{R}^d , the *medial axis* $\mathcal{M}(K)$ of K is the set of points in $\mathbb{R}^d \setminus K$ that have at least two closest points on K . The infimum distance between K and $\mathcal{M}(K)$ is called, according to Federer, the *reach* of K and is denoted $\text{reach}(K)$. $\text{reach}(K) = 0$ if K has concave sharp edges or corners. The projection map p_K that associates to a point x its closest point $p_K(x)$ on K is thus defined on $\mathbb{R}^d \setminus \mathcal{M}(K)$.

A $\mathcal{C}^{1,1}$ function is a \mathcal{C}^1 function whose first derivative is Lipschitz. A $\mathcal{C}^{1,1}$ hypersurface S is a $(d-1)$ -manifold embedded in \mathbb{R}^d such that each point of S has a neighborhood which is the regular image (that is the image by a function whose derivative has maximal rank) by an injective $\mathcal{C}^{1,1}$ function of a neighborhood of 0 in \mathbb{R}^{d-1} . Informally, one can say that a $\mathcal{C}^{1,1}$ surface is a surface with bounded curvature, which is strictly stronger than \mathcal{C}^1 and strictly

weaker than C^2 . An embedded C^1 compact manifold is $C^{1,1}$ if and only if it has positive reach (Federer).

2.1 The gradient

The distance function d_K is not differentiable on $\mathcal{M}(K)$. However, it is possible [28] to define a *generalized gradient* function $\nabla_K : \mathbb{R}^d \rightarrow \mathbb{R}^d$ that coincides with the usual gradient of d_K at points where d_K is differentiable. For any point $x \in \mathbb{R}^d \setminus K$, we denote by $\Gamma_K(x)$ the set of points in K closest to x (Figure 1):

$$\Gamma_K(x) = \{y \in K \mid d(x, y) = d_K(x)\}$$

Note that $\Gamma_K(x)$ is a non empty compact set. There is a unique smallest closed ball $\sigma_K(x)$ enclosing $\Gamma_K(x)$ (cf. Figure 1). We denote by $\theta_K(x)$ the center of $\sigma_K(x)$ and by $\mathcal{F}_K(x)$ its radius. $\theta_K(x)$ can equivalently be defined as the point on the convex hull of $\Gamma_K(x)$ nearest to x . For $x \in \mathbb{R}^d \setminus K$, the generalized

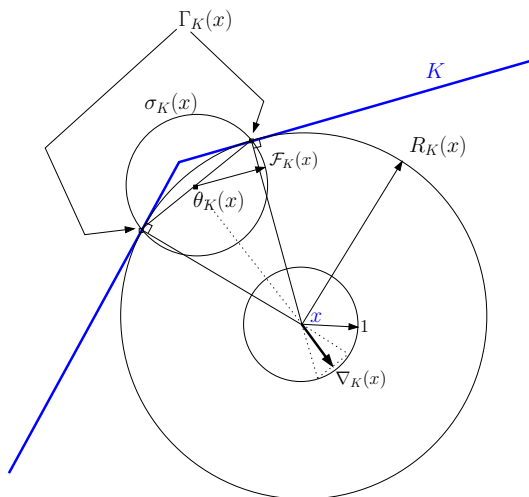


Figure 1: A 2-dimensional example with 2 closest points.

gradient $\nabla_K(x)$ is defined as follows:

$$\nabla_K(x) = \frac{x - \theta_K(x)}{d_K(x)}$$

It is natural to set $\nabla_K(x) = 0$ for $x \in K$. Note that for $x \in \mathbb{R}^d \setminus K$, $\|\nabla_K(x)\|$ is the cosine of the (half) angle of the smallest cone with apex x that contains $\Gamma_K(x)$.

2.2 Critical points, critical function and the μ -reach

The *critical points* of d_K are defined as the points x for which $\nabla_K(x) = 0$. Equivalently, a point x is a critical point if and only if it lies in the convex hull of $\Gamma_K(x)$. When K is finite, this last definition means that critical points are precisely the intersections of Delaunay k -dimensional simplices with their dual $(d - k)$ -dimensional Voronoi facets [25]. Note that this notion of critical point

is the same as the one considered in the setting of non smooth analysis [13] and Riemannian geometry [12, 26].

The results of this paper rely strongly on the notions of *critical function* and *μ -reach*, introduced in [6].

Definition 1 (critical function) *Given a compact set $K \subset \mathbb{R}^d$, its critical function $\chi_K : (0, +\infty) \rightarrow \mathbb{R}_+$ is the real function defined by:*

$$\chi_K(d) = \inf_{d_K^{-1}(d)} \|\nabla_K\|$$

The function χ_K is lower semicontinuous. The μ -reach of a compact set K is the maximal offset value d for which $\chi_K(d') \geq \mu$ for $d' < d$.

Definition 2 (μ -reach) *The μ -reach $r_\mu(K)$ of a compact set $K \subset \mathbb{R}^d$ is defined by:*

$$r_\mu(K) = \inf\{d \mid \chi_K(d) < \mu\}$$

We have that $r_1(K)$ coincides with the reach introduced by Federer [22]. The critical function is in some sense “stable” with respect to small (measured by Hausdorff distance) perturbations of a compact set [6]. That implies the following theorem [6]:

Theorem 1 (critical values separation theorem) *Let K and K' be two compact subsets of \mathbb{R}^d , $d_H(K, K') \leq \varepsilon$ and μ be a non-negative number. The distance function d_K has no critical values in the interval $]4\varepsilon/\mu^2, r_\mu(K') - 3\varepsilon[$. Besides, for any $\mu' < \mu$, χ_K is larger than μ' on the interval*

$$\left] \frac{4\varepsilon}{(\mu - \mu')^2}, r_\mu(K') - 3\sqrt{\varepsilon r_\mu(K')} \right[.$$

2.3 Complement of offsets and double-offset

It has been proved in [7] that the complement $\overline{K_r^c}$ of the offset K_r has positive reach for any value $0 < r < r_\mu$. Moreover, one has a lower bound for the critical function of $\overline{K_r^c}$:

Theorem 2 *For $r \in (0, r_\mu)$, one has*

$$\text{reach}(\overline{K_r^c}) \geq \mu r \tag{1}$$

Moreover for any $t \in (\mu r, r)$,

$$\chi_{\overline{K_r^c}}(t) \geq \frac{2\mu r - t(1 + \mu^2)}{t(1 - \mu^2)}. \tag{2}$$

Let $K \subset \mathbb{R}^d$ be a compact set. For $0 < t < r$, the (r, t) -double offset $K_{r,t}$ of K is the set defined by:

$$K_{r,t} = \overline{(K_r)^c}_t.$$

Using a result of Federer ([22], Theorem 4.8) stating that the distance function to a closed set A with positive reach r_1 is differentiable with non-zero Lipschitz gradient on the complement of the closure of the medial axis of A , the following result is obtained in [7]:

Theorem 3 (Double offset theorem) *If $r < r_\mu$ for some value $\mu > 0$ and if $t < \mu r$ then $\partial K_{r,t}$ is a smooth $C^{1,1}$ -hypersurface. Moreover,*

$$\text{reach}(\partial K_{r,t}) \geq \min(t, \mu r - t)$$

which implies that the smallest of the principal radii of curvature at any point of $\partial K_{r,t}$ is at least $\min(t, \mu r - t)$.

3 Definitions and background on curvature measures

For more details on that section, one may refer to [14, 21, 31]. All the notions presented here are used in the proof of the main result (Theorem 4). Theorem 4 gives a result of stability for the curvature measures. The reader only interested in the result stated in Theorem 4 can skip most of this section and go directly to the subsection 3.5: in that section, we give another way of defining the curvature measure that does not use the notion of currents and of normal cycles.

3.1 General currents

Let \mathcal{D}^m the \mathbb{R} -vector space of C^∞ differential m -forms with compact support on \mathbb{R}^n (see [36] for details on differential m -forms). \mathcal{D}^m can be endowed with a topology similar to the topology on the space of test functions used to define distributions, the so-called C^∞ topology. A sequence (ϕ_i) of elements of \mathcal{D}^m converges to $\phi \in \mathcal{D}^m$ in the C^∞ topology if and only if there exists a compact K containing the supports of all the ϕ_i such that the derivatives of any order of the ϕ_i converge to the corresponding derivatives of ϕ uniformly in K .

The topological dual of \mathcal{D}^m is the \mathbb{R} -vector space \mathcal{D}_m of m -currents on \mathbb{R}^n . Equivalently, currents can be viewed as differential forms whose coefficients are distributions instead of smooth functions. The *support* $Spt(T)$ of a current T can be defined as the union of the support of its coefficients.

The subset of m -currents with compact support is denoted by \mathcal{E}^m . We endow \mathcal{D}_m with the weak topology:

$$\lim_{j \rightarrow \infty} T_j = T \iff \forall \phi \in \mathcal{D}^m \lim_{j \rightarrow \infty} T_j(\phi) = T(\phi)$$

3.1.1 Operations on currents

Basic notions relative to differential forms can be transposed to currents by dualization :

1. Boundary : to each m -current T one can associate a $m - 1$ -current ∂T called its *boundary*, defined by :

$$\forall \phi \in \mathcal{D}^{m-1} \partial T(\phi) = T(d\phi)$$

where $d\phi$ denotes the exterior derivative of ϕ (see [36] for the definition).

2. Push-forward : given an m -current T and a smooth map f defined on a neighborhood of the support of T , one can define the *push-forward* $f_{\#}T$ of T by f :

$$\forall \phi \in \mathcal{D}^m \quad f_{\#}T(\phi) = T(f^*\phi)$$

where $f^*\phi$ is the pull-back of ϕ by f (see [36]). Note that this definition only makes sense when $f^*\phi$ is compactly supported. We thus have to assume that f is proper, that is $f^{-1}(K)$ is compact for every compact K . Actually, for the push-forward to be defined, it is sufficient that the restriction of f to the support of T is proper.

Since f^* commutes with exterior differentiation, $f_{\#}$ commutes with the boundary operator, so that the push-forward of a current without boundary is also without boundary.

3.1.2 Current representable by integration

We say that a current $T \in \mathcal{D}_m$ is *representable by integration* if there is a Borel regular measure $\|T\|$ on \mathbb{R}^n finite on compact subsets and a unit m -vector fields \vec{T} defined almost everywhere such that

$$\forall \phi \in \mathcal{D}^m \quad T(\phi) = \int \langle \vec{T}, \phi \rangle d\|T\|$$

Currents representable by integration are analogous to distributions of order 0. A current representable by integration T can be “restricted” to any $\|T\|$ -measurable set A (see [21] pp 356). The obtained current $T \llcorner A$ is defined by :

$$\forall \phi \in \mathcal{D}^m \quad T \llcorner A(\phi) = \int \langle \vec{T}, \phi \rangle \mathbf{1}_A d\|T\|$$

3.1.3 Rectifiable and integral currents

In particular, one can associate an m -current representable by integration to any oriented m -rectifiable subset S of dimension m of \mathbb{R}^n (see [21]). It is a well-known fact that rectifiable sets of dimension m have a well-defined tangent space at \mathcal{H}^m -almost every point. Let \vec{S} be the unit m -vector field encoding these -oriented- tangent spaces. The current associated with S , still denoted by S , is defined by :

$$S(\phi) = \int_S \langle \vec{S}, \phi \rangle d\mathcal{H}^m$$

More general currents can be defined by incorporating integer multiplicities μ in the previous formula :

$$T(\phi) = \int_S \mu \langle \vec{S}, \phi \rangle d\mathcal{H}^m$$

If the support of S is compact, and $\int_S \mu d\mathcal{H}^m < \infty$, we say that T is *rectifiable*. The space of rectifiable currents is denoted by \mathcal{R}_m .

A current is said to be *integral* if it is rectifiable and if its boundary is rectifiable.

3.1.4 Mass and norms of currents

The norm of a m -differential form ϕ is the real number

$$\|\phi\| = \sup_{p \in M^n} \|\phi_p\|,$$

where, for each $p \in M^n$,

$$\|\phi_p\| = \sup\{|\langle \phi_p, \zeta_p \rangle|, \zeta_p \in \Lambda^m T_p M^n, |\zeta_p| = 1\}.$$

There are different interesting norms on the space of currents \mathcal{D}_m . We mention the main ones:

- The mass of a current $T \in \mathcal{D}_m$ is the real number

$$\mathbf{M}(T) = \sup\{T(\phi), \text{ such that } \phi \in \mathcal{D}^m, \|\phi\| \leq 1\}$$

For rectifiable currents of dimension m , the mass somehow generalizes the notion of m -volume : the mass of the current T defined by 3.1.3 is $\int_S \mu d\mathcal{H}^m$. Rectifiable currents thus have finite mass. Using general results on representation theory of geometric measure theory, it can be proved that if $\mathbf{M}(T) < \infty$, T is representable by integration.

- The flat norm of a current $T \in \mathcal{D}_m$ is the real number

$$\mathcal{F}(T) = \inf\{\mathbf{M}(A) + \mathbf{M}(B) \text{ such that } T = A + \partial B, A \in \mathcal{R}_m, B \in \mathcal{R}_{m+1}\}.$$

It can be shown that the flat norm can also be expressed in the following way :

$$\mathcal{F}(T) = \sup\{T(\phi), \text{ such that } \phi \in \mathcal{D}^m, \|\phi\| \leq 1, \|d\phi\| \leq 1\}.$$

3.2 Normal cycle of geometric sets

For many compact sets of \mathbb{R}^d , one can associate a (d-1)-current that generalizes the notion of unit normal bundle of a smooth manifold (see [24] for more details). In the case where \mathcal{C} is a compact set of \mathbb{R}^d enclosed by a smooth (d-1)-dimensional manifold, the normal cycle $N(\mathcal{C})$ of \mathcal{C} is just the integral (d-1)-current associated to its outer unit normal bundle:

$$S(\mathcal{C}) = \{(p, n(p)), p \in \partial\mathcal{C}, n(p) \text{ is the outer unit normal at } p\}.$$

If \mathcal{C} is a convex set, the normal cycle $N(\mathcal{C})$ is just the integral (d-1)-current associated to the oriented set:

$$S(\mathcal{C}) = \{(p, n), p \in \partial\mathcal{C}, n \in CN_{\mathcal{C}}(p)\},$$

where $CN_{\mathcal{C}}(p) = \{n \in \mathbb{S}^2, \forall x \in \mathcal{C} \ n \cdot \vec{px} \leq 0\}$ is the normal cone of \mathcal{C} at the point p . If $\mathcal{C} = \cup_{i=1}^n \mathcal{C}_i$ is a union of convex sets, its normal cycle is defined by additivity. By using the inclusion-exclusion formulae, we have:

$$N(\mathcal{C}) = \sum_{l=1}^n (-1)^{l+1} \sum_{1 \leq i_1 < \dots < i_l \leq n} N(\cap_{j=1}^l \mathcal{C}_{i_j}).$$

The last definition implies that the normal cycle is well defined for polyedron, but also for a finite union of balls. In fact, Joseph Fu [24] proved that the normal cycle can be generalized to a very broad class of objects, which he calls *geometric sets*. This class of objects contains in particular subanalytic sets [23], definable sets [3], riemannian polyedra [27], or sets with positive reach [24].

3.3 Curvature measures

Let us first recall some basic definitions and notations in the case where M is a smooth surface that is the boundary of a compact set V of \mathbb{R}^d . The unit normal vector at a point $p \in M$ pointing outward V will be referred as $n(p)$. Note that M is thereby oriented. Given a vector v in the tangent space $T_p M$ to M at p , the derivative of n in the direction v at p is orthogonal to $n(p)$. The derivative $D_p n$ of n at p thus defines an endomorphism of $T_p M$, known as the Weingarten endomorphism. The Weingarten endomorphism is symmetric. The associated quadratic form is called the second fundamental form. Eigenvectors and eigenvalues of the Weingarten endomorphism are respectively called principal directions and principal curvatures. In the 3-dimensional case, both principal curvatures can be recovered from the trace and determinant of $D_p n$, also called mean and gaussian curvature.

The curvature measures can be defined for any compact of \mathbb{R}^d admitting a normal cycle (*i.e.* for geometric sets). Before introducing their definition, we first need to give the definition of invariant forms as follows.

We identify the tangent bundle $T\mathbb{R}^d$ with $E \times F$, where E is the base space and F is the fiber. Let $J : E \rightarrow F$ be the canonical isomorphism between E and F . We endow $T\mathbb{R}^d$ with the dot product $\langle (e, f), (e', f') \rangle = \langle e, e' \rangle + \langle J^{-1}(f), J^{-1}(f') \rangle$. At any point (m, ξ) of $ST\mathbb{R}^d = \{(m, \xi) \in E \times F, \|\xi\| = 1\}$, we consider an orthonormal frame (e_1, \dots, e_{d-1}) of the space orthogonal to $J^{-1}(\xi)$ and we take $\epsilon_i = J(e_i)$. We build the (d-1)-differential form:

$$\Omega = (e_1^* + t\epsilon_1^*) \wedge \dots \wedge (e_{d-1}^* + t\epsilon_{d-1}^*),$$

where u^* denotes the 1-form defined by $u^*(x) = \langle u, x \rangle$. One can show that this form does not depend on the chosen orthonormal frame. The coefficient of t^i is a (d-1)-form denoted by ω_i . One can show that each ω_i is invariant under the action of the orthogonal group. We now define the curvature measures as follows:

Definition 3 *Let \mathcal{C} be a geometric compact subset of \mathbb{R}^d . The k^{th} -curvature measure of \mathcal{C} , denoted by $\Phi_{\mathcal{C}}^k$ associates to each Borel subset B of \mathbb{R}^d the real number:*

$$\Phi_{\mathcal{C}}^k(B) = N(\mathcal{C})_{\perp}(B \times F)(\omega_k).$$

Note that $\Phi_{\mathcal{C}}^k(B) = N(\mathcal{C})(\mathbf{1}_{B \times F} \omega_k)$, where $\mathbf{1}_{B \times F}$ is the indicatrix function of $B \times F$. Therefore, we can extend this notion of curvature measure to any Lipschitz real function. This point of view is crucial and is a key point that will allow us to state simple results of stability in this paper. More precisely, one defines the isotropic curvature measure for every Lipschitz function f on \mathbb{R}^d by:

$$\Phi_{\mathcal{C}}^k(f) = N(\mathcal{C})(\bar{f} \omega_k),$$

where \bar{f} is defined on $\mathbb{R}^d \times \mathbb{R}^d$ by $\bar{f}(p, n) = f(p)$.

One can show that if \mathcal{C} is the volume enclosed by an hypersurface $\partial\mathcal{C}$, then $\Phi_{\mathcal{C}}^k(B)$ is the integral over $\partial\mathcal{C} \cap B$ of the k -th symmetric function of the principal curvatures of $\partial\mathcal{C}$ [31].

In dimension 3, $\Phi_{\mathcal{C}}^1$ and $\Phi_{\mathcal{C}}^2$ are respectively the integral of twice the mean curvature and the integral of the gaussian curvature. We then take the notation $\Phi_{\mathcal{C}}^G = \Phi_{\mathcal{C}}^2$ and $\Phi_{\mathcal{C}}^H = \Phi_{\mathcal{C}}^1$. One has:

$$\Phi_{\mathcal{C}}^G(B) = \int_{B \cap \partial\mathcal{C}} G(p) dp \quad \text{and} \quad \Phi_{\mathcal{C}}^H(B) = \int_{B \cap \partial\mathcal{C}} H(p) dp,$$

where $H(p)$ and $G(p)$ denote respectively the gaussian and the mean curvature of $\partial\mathcal{C}$ at p .

3.4 Anisotropic curvature measure

The anisotropic curvature measure [14, 16, 31] is defined as follows:

Definition 4 *Let \mathcal{C} be a geometric subset of \mathbb{R}^d . The anisotropic curvature measure of \mathcal{C} , denoted by $\overline{H}_{\mathcal{C}}$ associates with every Borel subset B of \mathbb{R}^3 the following bilinear form on E :*

$$\forall X, Y \in \mathbb{R}^d \quad \overline{H}_{\mathcal{C}}(B)(X, Y) = N(\mathcal{C})_{\perp}(B \times F)(\omega^{X, Y}),$$

where

$$\omega^{X, Y} = *_E(J^{-1}(\xi)^* \wedge X^*) \wedge J(Y)^*,$$

here $*_E$ denotes the Hodge dual on E .

In the particular case where \mathcal{C} is the volume enclosed by a C^2 compact hypersurface, $\overline{H}_{\mathcal{C}}(B)$ is just the integral over $B \cap \partial\mathcal{C}$ of a symmetric bilinear form $H_{\mathcal{C}}$ related to the second fundamental form of $\partial\mathcal{C}$. More precisely, this form $H_{\mathcal{C}}$ coincides with the second fundamental form of $\partial\mathcal{C}$ on the tangent plane of \mathcal{C} and vanishes on its orthogonal complement. For any Borel set B of \mathbb{R}^d , one has [14, 16, 31]:

$$\overline{H}_{\mathcal{C}}(B) = \int_{B \cap \partial\mathcal{C}} H_{\mathcal{C}}(p) dp.$$

In the 3-dimensional case, it is also convenient to introduce another form $\tilde{\omega}^{X, Y}$ useful, in particular for polyhedrons [15]. At a given point $(m, \xi) \in \mathbb{R}^3 \times \mathbb{S}^2$, one has:

$$\omega_{(m, \xi)}^{X, Y} = (0, Y)^* \wedge (\xi \times X, 0)^* \quad \text{and} \quad \tilde{\omega}_{(m, \xi)}^{X, Y} = (X, 0)^* \wedge (0, \xi \times Y)^*,$$

where \times is the cross-product in \mathbb{R}^3 . It is then possible to define another anisotropic curvature measure, denoted by $\widetilde{H}_{\mathcal{C}}$, that associates with every Borel subset B of \mathbb{R}^3 the following bilinear form on E :

$$\forall X, Y \in \mathbb{R}^d \quad \widetilde{H}_{\mathcal{C}}(B)(X, Y) = N(\mathcal{C})_{\perp}(B \times F)(\omega^{X, Y}).$$

In particular, if \mathcal{C} is the volume enclosed by a C^2 compact surface, one has:

$$\widetilde{H}_{\mathcal{C}}(B) = \int_{B \cap \partial\mathcal{C}} \widetilde{H}_{\mathcal{C}}(p) dp,$$

where \tilde{H}_C is defined as having the same eigenvectors than H_C , but with swapped eigenvalues on the tangent plane, and vanishes on the orthogonal component of C .

Similarly as in the previous subsection, one can also define the anisotropic curvature measures $\overline{H}_C(f)$ and $\overline{\tilde{H}}_C(f)$ for every Lipschitz function f on \mathbb{R}^d .

3.5 Another approach for defining curvature measures

It is possible to define the curvature measures of a set with positive reach as the limit of the curvature measures of its offsets. The advantage of these definitions is that they do not rely on the notion of normal cycle.

More precisely, let V be a set with positive reach $R > 0$ and let $t < R$. It is known that ∂V_t is a $C^{1,1}$ hypersurface of \mathbb{R}^d [22]. The second fundamental form and the principal curvatures of ∂V_t are thus defined almost everywhere. There is of course no pointwise convergence of the principal curvatures when t tends to 0. However, the integrals of the curvatures of ∂V_t converge to the integrals of the curvatures of V when t tends to 0 (this is a consequence of Lemma 4). That allows us to define the isotropic curvature measures of V for every Borel subset B of \mathbb{R}^d as follows:

$$\Phi_V^k(B) = \lim_{t \rightarrow 0} \int_{\partial V_t \cap B'} s^k(p) dp$$

where p_V is the projection onto V ; $B' = \{p \in \mathbb{R}^d, p_V(p) \in B\}$; s^k is the k -th elementary symmetric polynomial of the principal curvatures $\lambda_1, \dots, \lambda_{d-1}$ of ∂V_t . In other words, s^k satisfies for every $x \in \mathbb{R}$: $(x + \lambda_1) \dots (x + \lambda_{d-1}) = s^0 + s^1 x + \dots + s^{d-1} x^{d-1}$. Now, remark that we have:

$$\Phi_V^k(B) = \lim_{t \rightarrow 0} \int_{\partial V_t} \mathbf{1}_B(p_V(p)) s^k(p) dp,$$

where $\mathbf{1}_B$ is the indicatrix function of B . Therefore, we can extend this notion of curvature measure to any Lipschitz real function. This point of view is crucial and is a key point that will allow us to state simple results of stability in this paper. More precisely, one defines the isotropic curvature measure for every Lipschitz function f on \mathbb{R}^d by:

$$\Phi_V^k(f) = \lim_{t \rightarrow 0} \int_{\partial V_t} f(p_V(p)) s^k(p) dp.$$

Similarly, one extends the notion of anisotropic curvature measure of [14, 15]: the anisotropic curvature measure of V associates to any Lipschitz function f the $d \times d$ symmetric matrix defined by:

$$\overline{H}_V(f) = \lim_{t \rightarrow 0} \int_{\partial V_t} f(p_V(p)) H_{\partial V_t}(p) dp,$$

where $H_{\partial V_t}$ is a matrix-valued function defined on \mathbb{R}^d that coincides with the second fundamental form of ∂V_t on the tangent space, and vanishes on the orthogonal component.

Now, let K be a compact set whose μ -reach is greater than $r > 0$. Then $V = \overline{K}_r^c$ has a reach greater than μr . It is then possible to define the extended notions of curvature measures of K_r by (see Lemma 4):

$$\Phi_{K_r}^k(f) = (-1)^k \Phi_V^k(f) \quad \text{and} \quad \overline{H}_{K_r}(f) = -\overline{H}_V(f).$$

In the 3-dimensional case, it is also possible to define a second anisotropic measure curvature \widetilde{H} by:

$$\widetilde{H}_V(f) = \lim_{t \rightarrow 0} \int_{\partial V_t} f(p_V(p)) \widetilde{H}_{\partial V_t}(B) \quad \text{and} \quad \widetilde{H}_{K_r}(f) = -\widetilde{H}_V(f),$$

where $\widetilde{H}_{\partial V_t}$ is defined as having the same eigenvectors than $H_{\partial V_t}$, but with swapped eigenvalues on the tangent plane, and vanishes on the orthogonal component of ∂V_t .

4 Stability results

4.1 Curvature measures of the offsets

The main contribution of this paper is Theorem 4. Thanks to the formulation of the curvature measures with Lipschitz functions, the statement is simple. This theorem states that if two compact sets K and K' with positive μ -reaches are close in the Hausdorff sense, then the curvature measures of their offsets are close. We recall that the covering number $\mathcal{N}(A, t)$ of a compact set A is the minimal number of closed balls of radius t needed to cover A .

Theorem 4 *Let K and K' be two compact sets of \mathbb{R}^d whose μ -reaches are greater than r . We suppose that the Hausdorff distance $\epsilon = d_H(K, K')$ between K and K' is less than $\frac{r\mu(2-\sqrt{2})}{2} \min(\mu, \frac{1}{2})$. If $f : \mathbb{R}^d \rightarrow \mathbb{R}$ is a Lipschitz function satisfying $|f| \leq 1$, then:*

$$|\Phi_{K_r}^i(f) - \Phi_{K'_r}^i(f)| \leq k(r, \mu, d, f) \sup(\text{Lip}(f), 1) \sqrt{\epsilon},$$

and

$$\|\overline{H}_{K_r}(f) - \overline{H}_{K'_r}(f)\| \leq k(r, \mu, d, f) \sup(\text{Lip}(f), 1) \sqrt{\epsilon},$$

where $k(r, \mu, d, f)$ only depends on f through the covering number $\mathcal{N}(\text{spt}(f)_{O(\sqrt{\epsilon})}, \mu r/2)$; $\text{Lip}(f)$ is the Lipschitz-constant of f ; $\text{spt}(f) = \{x \in \mathbb{R}^d, f(x) \neq 0\}$.

The proof of this theorem is given in Sections 6, 7 and 8. We show in Figure 2 that this bound is tight. Furthermore, in the 3-dimensional case, this result also holds for the anisotropic curvature measure \widetilde{H} .

Now, if we take the function $f(x) = \max(1 - \|x - c\|/r, 0)$ equal to 1 at a point $c \in \partial K'_r$ that radially decreases in a “small” ball \mathbb{B} of radius r and vanishes out of \mathbb{B} , then we can get local information about the curvature of K'_r from the curvature of K_r in the neighborhood of c .

We also note that the conclusion of the theorem may be rephrased by saying that the *bounded Lipschitz distance* between the curvature measures of K_r and K'_r is bounded by $O(\sqrt{\epsilon})$. The bounded Lipschitz distance between measures is similar to the Wasserstein distance (also called earth’s mover distance), except that it applies to general signed measures whereas Wasserstein distance is limited to probability measures. We refer to [8] for precise definitions.

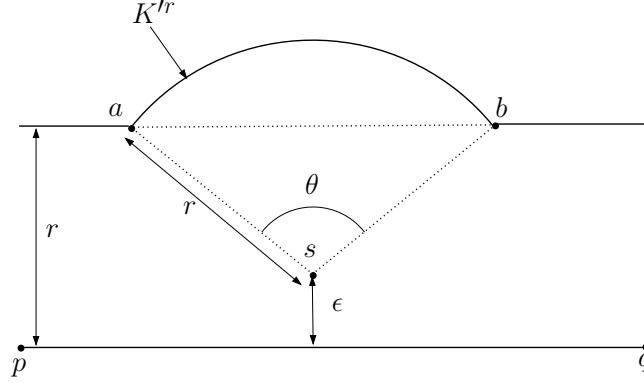


Figure 2: Tightness of the bound: we take $K = [p, q]$ and $K' = [p, q] \cup \{s\}$, where s is at a distance ϵ from K . We have $d_H(K, K') = \epsilon$ and the total curvature θ of K'_r between a and b satisfies $\theta = 2 \arccos\left(\frac{r-\epsilon}{r}\right) = O(\sqrt{\epsilon})$.

4.2 General result

The result of the previous section ensuring the stability of the curvature measures assume that both the compact sets K and K' have sufficiently large μ -reach. Nevertheless, in practical settings, particularly when dealing with point clouds, such an hypothesis is rarely satisfied. Using Theorem 1, it is still possible to approximate the curvature measures of the offsets of a compact set with positive μ -reach from any sufficiently close approximation of it.

Theorem 5 *Let K and K' be two compact subsets of \mathbb{R}^d such that $r_\mu(K') > r$. Assume that the Hausdorff distance $\varepsilon = d_H(K, K')$ between K and K' is such that $\varepsilon < \frac{\mu^2}{60+9\mu^2}r$. Then the conclusions of Theorem 4 also hold.*

Of course, if for $s > 0$, the compact set K' satisfies $r_\mu(K'_s) > c > 0$, the same theorem applies to K'_s . Furthermore, thanks to Theorem 1, the value of $r_\mu(K'_s)$ can be read on the critical function of the sample K .

Proof :

It follows from Theorem 1 (the critical values separation theorem of [6]) that the critical function of K is greater than $\frac{\mu}{2}$ on the interval $\left(\frac{16\varepsilon}{\mu^2}, r - 3\sqrt{\varepsilon r}\right)$. Note that since $\mu > \frac{\mu}{2}$, the critical function of K is also greater than $\frac{\mu}{2}$ on the same interval. As a consequence the two compact sets $\tilde{K} = K_{\frac{16\varepsilon}{\mu^2}}$ and $\tilde{K}' = K'_{\frac{16\varepsilon}{\mu^2}}$ have their $\frac{\mu}{2}$ -reach greater than $r - 3\sqrt{\varepsilon r} - \frac{16\varepsilon}{\mu^2}$. Notice that for any $\delta > 0$, $\tilde{K}_\delta = K_{\frac{16\varepsilon}{\mu^2} + \delta}$ and since $d_H(K, K') = \varepsilon$ then $d_H(\tilde{K}, \tilde{K}') \leq \varepsilon$. To apply Theorem 4 to \tilde{K} and \tilde{K}' , $\frac{\mu}{2}$ and r , the Hausdorff distance ε between \tilde{K} and \tilde{K}' must satisfy $0 < \varepsilon < \frac{2-\sqrt{2}}{8}\mu^2(r - 3\sqrt{\varepsilon r} - \frac{16\varepsilon}{\mu^2})$ (note that since $\frac{\mu}{2} \leq \frac{1}{2}$, $\min(\mu, \frac{1}{2}) = \mu$). One easily checks (by computing the solutions of the inequality and using that for all $0 \leq x \leq 1$, $\sqrt{1-x} \geq 1 - \frac{x}{2}$) that this inequality is implied by the assumption made on ε . The theorem now follows immediately from Theorem 4. \square

Remark that in the previous proof, the choice of $\frac{\mu}{2}$ to apply the critical values separation theorem of [6] and then the theorem 4 is arbitrary. The same

proof can be given replacing $\frac{\mu}{2}$ by any $0 < \mu' < \mu$ leading to somewhat different, but more technical, constraints on ε and r in the statement of Theorem 4.

5 Computation of the curvature measures of 3D point clouds

5.1 Gaussian and mean curvature measures of 3D point clouds

Let K be a finite set of points in \mathbb{R}^3 and $r > 0$. We assume that the set of balls of radius r and centered in K are in general position (as in [17]): no 4 points lie on a common plane; no 5 points lie on a common sphere; and the smallest sphere through any 2, 3 or 4 points of K has a radius different from r . In the 3-dimensional case, we denote by $\Phi_{\mathcal{C}}^H = \Phi_{\mathcal{C}}^1$ the mean curvature measure and by $\Phi_{\mathcal{C}}^G = \Phi_{\mathcal{C}}^2$ the gaussian curvature measure.

Note that the boundary of the union of balls K_r is a spherical polyhedron: its faces are spherical polygons contained in the spheres of radius r centered on points of K ; its edges are arcs of circles contained in the intersection of pairs of spheres of radius r centered on K ; its vertices belong to the intersection of three spheres of radius r and centered in K . It follows from Lemma 2.2 in [18] that the combinatorial structure of ∂K_r is in one-to-one correspondence with the boundary of the α -shape of K for $\alpha = r$. As a consequence, under the general position assumption, to compute $\Phi_{K_r}^G(f)$ and $\Phi_{K_r}^H(f)$, it is sufficient to compute the curvature measures $\Phi_{\mathcal{C}}^G(f)$ and $\Phi_{\mathcal{C}}^H(f)$, where \mathcal{C} is the union of one, two or three balls of radius r . The orientation of the boundary of the union of ball is taken so that the normal is pointing outside. All the curvature measures for the union of one, two or three balls are given respectively in Propositions 1, 2 and 3.

Proposition 1 *Let \mathbb{B} be a ball of radius r of \mathbb{R}^3 and let B be a Borel set of \mathbb{R}^3 . Then the curvature measures of \mathbb{B} above B are given by:*

$$\Phi_{\mathbb{B}}^H(B) = \frac{2}{r} \text{Area}(B \cap \partial \mathbb{B}) \quad \text{and} \quad \Phi_{\mathbb{B}}^G(B) = \frac{1}{r^2} \text{Area}(B \cap \partial \mathbb{B}).$$

Proof :

Since $\partial \mathbb{B}$ is a smooth surface, one has

$$\Phi_{\mathbb{B}}^H(B) = \int_{B \cap \partial \mathbb{B}} H(p) dp = \frac{2}{r} \text{Area}(B \cap \partial \mathbb{B})$$

and

$$\Phi_{\mathbb{B}}^G(B) = \int_{B \cap \partial \mathbb{B}} G(p) dp = \frac{1}{r^2} \text{Area}(B \cap \partial \mathbb{B}),$$

where $G(p)$ is the Gaussian curvature and $H(p)$ is the mean curvature of \mathbb{B} at p . \square

In the following, we use the notation: $\omega^H = \omega_1$ and $\omega^G = \omega_2$.

Proposition 2 *Let \mathbb{B}_1 and \mathbb{B}_2 be two intersecting balls of \mathbb{R}^3 , of same radius $r > 0$ and of centers A_1 and A_2 , and C be the circle $\partial \mathbb{B}_1 \cap \partial \mathbb{B}_2$. Let B be a ball*

of \mathbb{R}^3 . Then the curvature measures of $\mathbb{B}_1 \cup \mathbb{B}_2$ above $B \cap C$ are given by:

$$\Phi_{\mathbb{B}_1 \cup \mathbb{B}_2}^H(B \cap C) = -2\beta r \arcsin\left(\frac{A_1 A_2}{2r}\right) \sqrt{1 - \left(\frac{A_1 A_2}{2r}\right)^2}$$

and

$$\Phi_{\mathbb{B}_1 \cup \mathbb{B}_2}^G(B \cap C) = -\frac{\beta A_1 A_2}{r},$$

where $\beta = 2\pi \frac{\text{length}(B \cap C)}{\text{length}(C)}$ is the angle of the arc of circle $B \cap C$.

Proof :

Since the normal cycle is additive and since C is one-dimensional, one has:

$$\begin{aligned} \Phi_{\mathbb{B}_1 \cup \mathbb{B}_2}^H(B \cap C) &= \Phi_{\mathbb{B}_1}^H(B \cap C) + \Phi_{\mathbb{B}_2}^H(B \cap C) - \Phi_{\mathbb{B}_1 \cap \mathbb{B}_2}^H(B \cap C) \\ &= -\Phi_{\mathbb{B}_1 \cap \mathbb{B}_2}^H(B \cap C). \end{aligned}$$

We now need to describe the normal cycle of $\mathbb{B}_1 \cap \mathbb{B}_2$ “above” $C \cap B$. Since $\mathbb{B}_1 \cap \mathbb{B}_2$ is convex, its normal cycle “above” $C \cap B$ is just the 2-current defined by integration over the set:

$$S_C(\mathbb{B}_1 \cap \mathbb{B}_2) = \{(m, \xi), m \in C \cap B, \|\xi\| = 1 \text{ and } \forall q \in \mathbb{B}_1 \cap \mathbb{B}_2 \overrightarrow{mq} \cdot \xi \leq 0\}.$$

Let $\alpha = \arcsin\left(\frac{A_1 A_2}{2r}\right)$. In an suitable frame, the set $S_C(\mathbb{B}_1 \cap \mathbb{B}_2)$ can be parametrized by:

$$\begin{aligned} f : [0, \beta] \times [-\alpha, \alpha] &\rightarrow \mathbb{R}^3 \times \mathbb{S}^2 \\ (u, v) &\mapsto \left(\begin{pmatrix} r \cos \alpha \cos u \\ r \cos \alpha \sin u \\ 0 \end{pmatrix}, \sin(v) \begin{pmatrix} 0 \\ 0 \\ 1 \end{pmatrix} + \cos(v) \begin{pmatrix} \cos u \\ \sin u \\ 0 \end{pmatrix} \right) \end{aligned}$$

Let $(m, \xi) = f(u, v) \in S(\mathbb{B}_1 \cap \mathbb{B}_2)$. We put

$$e_1 = \begin{pmatrix} -\sin u \\ \cos u \\ 0 \end{pmatrix} \text{ and } e_2 = \cos(v) \begin{pmatrix} 0 \\ 0 \\ 1 \end{pmatrix} - \sin(v) \begin{pmatrix} \cos u \\ \sin u \\ 0 \end{pmatrix}.$$

Then (e_1, e_2, ξ) is a direct orthonormal basis of \mathbb{R}^3 . We put $\epsilon_1 = (e_1, 0)$, $\epsilon_2 = (e_2, 0)$, $\tilde{\epsilon}_1 = (0, e_1)$ and $\tilde{\epsilon}_2 = (0, e_2)$. On has [14]:

$$\omega^H = \epsilon_1 \wedge \tilde{\epsilon}_2 + \tilde{\epsilon}_1 \wedge \epsilon_2 \quad \text{and} \quad \omega^G = \tilde{\epsilon}_1 \wedge \tilde{\epsilon}_2.$$

Furthermore, one has:

$$\frac{\partial f}{\partial u}(u, v) = (r \cos \alpha e_1, \cos v e_1) \quad \text{and} \quad \frac{\partial f}{\partial v}(u, v) = (0, e_2).$$

We then have:

$$f^* \omega^H((1, 0), (0, 1)) = \omega^H\left(\frac{\partial f}{\partial u}(u, v), \frac{\partial f}{\partial v}(u, v)\right) = r \cos \alpha,$$

$$f^* \omega^G((1, 0), (0, 1)) = \cos v.$$

Then

$$\Phi_{\mathbb{B}_1 \cup \mathbb{B}_2}^H(C) = - \int_0^\beta \int_{-\alpha}^\alpha r \cos \alpha \, dudv = -2\beta r \alpha \cos \alpha.$$

Similarly, one has:

$$\Phi_{\mathbb{B}_1 \cup \mathbb{B}_2}^G(C) = - \int_0^\beta \int_{-\alpha}^\alpha \cos v \, dudv = -2\beta \sin \alpha = -\frac{\beta A_1 A_2}{r}.$$

□

Proposition 3 *Let $\mathbb{B}_1, \mathbb{B}_2$ and \mathbb{B}_3 be three intersecting balls of \mathbb{R}^3 , of radius r , of centers A_1, A_2 and A_3 , and $p \in \partial\mathbb{B}_1 \cap \partial\mathbb{B}_2 \cap \partial\mathbb{B}_3$. Then the curvature measures of $\mathbb{B}_1 \cup \mathbb{B}_2 \cup \mathbb{B}_3$ above p are given by:*

$$\Phi_{\mathbb{B}_1 \cup \mathbb{B}_2 \cup \mathbb{B}_3}^H(\{p\}) = 0$$

and

$$\Phi_{\mathbb{B}_1 \cup \mathbb{B}_2 \cup \mathbb{B}_3}^G(\{p\}) = 4 \arctan \sqrt{\tan\left(\frac{\sigma}{2}\right) \tan\left(\frac{\sigma - \alpha_{1,2}}{2}\right) \tan\left(\frac{\sigma - \alpha_{2,3}}{2}\right) \tan\left(\frac{\sigma - \alpha_{1,3}}{2}\right)},$$

where

$$\begin{aligned} \sigma &= \frac{\alpha_{1,2} + \alpha_{2,3} + \alpha_{3,1}}{2} \\ \alpha_{i,j} &= \angle \left(\overrightarrow{pA_i}, \overrightarrow{pA_j} \right) = 2 \arcsin \left(\frac{A_i A_j}{2r} \right), \end{aligned}$$

Proof :

Since the 2-form ω^H is mixed and since the support of the normal cycle of $\mathbb{B}_1 \cup \mathbb{B}_2 \cup \mathbb{B}_3$ “above” p lies in $\{p\} \times \mathbb{R}^3$, one has $\Phi_{\mathbb{B}_1 \cup \mathbb{B}_2}^H(\{p\}) = 0$. Since the normal cycle is additive and since $\{p\}$ is 0-dimensional, by using Proposition 2, one has:

$$\begin{aligned} \Phi_{\mathbb{B}_1 \cup \mathbb{B}_2 \cup \mathbb{B}_3}^G(\{p\}) &= \Phi_{\mathbb{B}_1}^G(\{p\}) + \Phi_{\mathbb{B}_2}^G(\{p\}) + \Phi_{\mathbb{B}_3}^G(\{p\}) \\ &\quad - \Phi_{\mathbb{B}_1 \cap \mathbb{B}_2}^G(\{p\}) - \Phi_{\mathbb{B}_1 \cap \mathbb{B}_3}^G(\{p\}) - \Phi_{\mathbb{B}_2 \cap \mathbb{B}_3}^G(\{p\}) \\ &\quad + \Phi_{\mathbb{B}_1 \cap \mathbb{B}_2 \cap \mathbb{B}_3}^G(\{p\}). \\ &= \Phi_{\mathbb{B}_1 \cap \mathbb{B}_2 \cap \mathbb{B}_3}^G(\{p\}). \end{aligned}$$

$\Phi_{\mathbb{B}_1 \cap \mathbb{B}_2 \cap \mathbb{B}_3}^G(\{p\})$ is just the area of the set:

$$S(p) = \{(p, \xi), \|\xi\| = 1 \text{ and } \forall q \in \mathbb{B}_1 \cap \mathbb{B}_2 \cap \mathbb{B}_3 \overrightarrow{pq} \cdot \xi \leq 0\}.$$

The set $S(p)$ is a spherical triangle whose area is given by the following formulae (see [1] page 289):

$$4 \arctan \sqrt{\tan\left(\frac{\sigma}{2}\right) \tan\left(\frac{\sigma - \alpha_{1,2}}{2}\right) \tan\left(\frac{\sigma - \alpha_{2,3}}{2}\right) \tan\left(\frac{\sigma - \alpha_{1,3}}{2}\right)}.$$

□

In Figure 3, we sampled a non-manifold compact set. It is interesting to note that both the mean and the gaussian curvature are low (and negative) in the middle of the disc. This is due to the fact that the curvature is “caught” by a function f whose support traverses the disc and intersects the cube. Figure 4

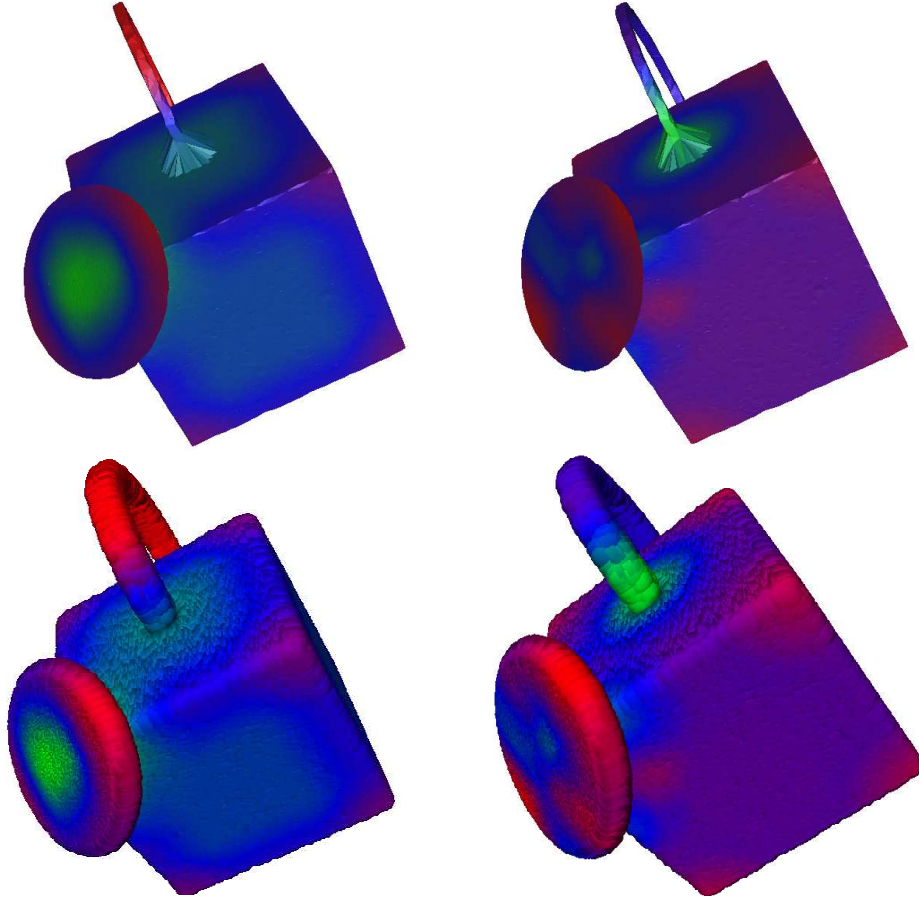


Figure 3: The mean (left) and gaussian (right) curvatures of a point cloud P sampling a non smooth compact set union of a solid cube with a disc and an arc circle. The colors vary from green (minimum value of the curvature) to red (maximum value of the curvature) passing through blue. The curvature measures are computed using our approach for a fixed offset value of $\alpha = 0.1$ (the diameter of the point cloud being equal to 2). A curvature value is assigned to each data point p by integration of a Lipschitz function with support contained in a ball of center p and radius 0.3. These values are then used to color the faces of the boundary of the α -shape of P (top) or the offset of the point cloud (bottom).

also illustrates the algorithm for a sampling of the union of a torus and a cube.

The algorithm

In practice, we use a halfedge data structure (provided by S. Lorient from INRIA Sophia-Antipolis) for the representation of the boundary of the union of balls K_r . Let now f be a Lipschitz function on \mathbb{R}^d . To compute the isotropic curvature measures $\Phi_{K_r}^G(f)$ and $\Phi_{K_r}^H(f)$ of the union of balls K_r , we triangulate ∂K_r . More precisely, we triangulate every face of ∂K_r into “small” spherical patches of diameter less than η . We then approximate f by a function \tilde{f} that is constant on each “small” patch and that coincides with f in at least one point of each patch.

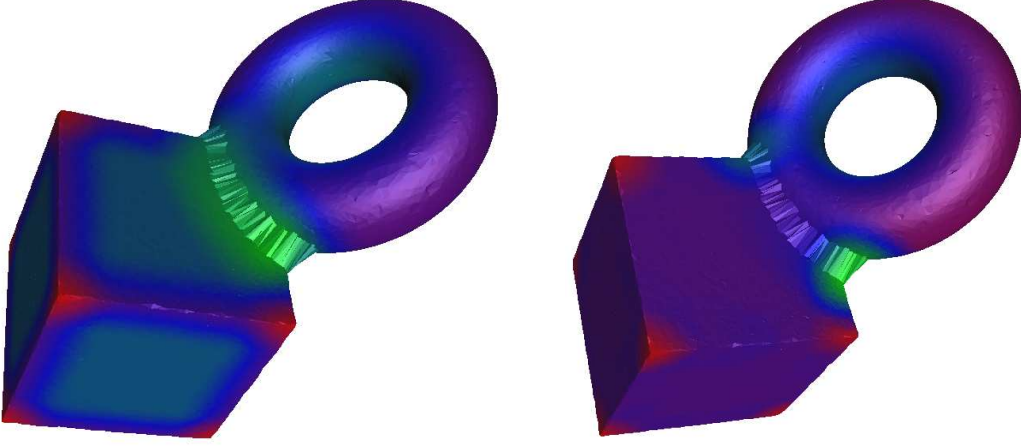


Figure 4: The mean (left) and gaussian (right) curvatures of a point cloud P sampling the union of a solid cube and a solid torus. The colors vary from green (minimum value of the curvature) to red (maximum value of the curvature) passing through blue. The curvature measures are computed using our approach for a fixed offset value of $\alpha = 0.1$ (the diameter of the point cloud being equal to 2). A curvature value is assigned to each data point p by integration of a Lipschitz function with support contained in a ball of center p and radius 0.3. These values are then used to color the faces of the boundary of the α -shape of P .

We then calculate the isotropic curvature measures with \tilde{f} “above the faces” by using Proposition 1. Similarly, by using Proposition 2, we calculate the isotropic curvature measures above the “spherical edges” with a function \tilde{f} piecewise constant on “small” edges of lengths less than η . Finally, we calculate exactly the isotropic curvature measures “above” the vertices by using Proposition 3.

Numerical integration

Let B' be a borel subset of \mathbb{R}^3 that contains the support of the functions f and let $B = B' \cap \partial K_r$. The numerical error done by approximating f by a piecewise constant function \tilde{f} is then given by:

$$|\Phi_{K_r}^G(f) - \Phi_{K_r}^G(\tilde{f})| \leq Lip(f) M(N(K_r)_\perp(B \times \mathbb{R}^d)) \eta$$

and

$$|\Phi_{K_r}^H(f) - \Phi_{K_r}^H(\tilde{f})| \leq Lip(f) M(N(K_r)_\perp(B \times \mathbb{R}^d)) \eta$$

where \tilde{f} is constant on each patch and coincides with f at at least one point in the patch.

Proof: We show the result for the Gaussian curvature measure. The proof for the mean curvature measure is similar. One has:

$$\begin{aligned} |\Phi_{K_r}^G(f) - \Phi_{K_r}^G(\tilde{f})| &= \int_{spt(N(K_r)) \cap (B \times \mathbb{R}^d)} (\tilde{f} - \bar{f}) \omega^G \\ &\leq \sup_{(p,n) \in (B \times \mathbb{R}^d)} \|\tilde{f}(p,n) - \bar{f}(p,n)\| M(N(K_r)_\perp(B \times \mathbb{R}^d)). \end{aligned}$$

Let F be a face of the spherical polygon $\partial K_r \cap B'$, that is decomposed into spherical patches Δ . Let \tilde{f} be the piecewise constant function equal to $f(p_0)$ on

every spherical patch Δ of F (with $p_0 \in \Delta$). We then have:

$$\sup_{(p,n) \in (F \times \mathbb{R}^d)} \|\bar{f}(p, n) - \tilde{f}(p, n)\| \leq \text{Lip}(f) \sup_{\Delta \subset F} \eta_\Delta,$$

where η_Δ is the length of the longest edge of Δ . The result is similar for a spherical edge C of $\partial K_r \cap B'$: if one decomposes C into small arc of circles e one has:

$$\sup_{(p,n) \in (C \times \mathbb{R}^d)} \|\bar{f}(p, n) - \tilde{f}(p, n)\| \leq \text{Lip}(f) \sup_{e \subset C} l(e),$$

where $l(e)$ is the length of the arc of circle e .

5.2 Anisotropic curvature measures of 3D point clouds

In the previous section, we described an algorithm that allows to calculate the curvature measures $\Phi_{K_r}^G(f)$ and $\Phi_{K_r}^H(f)$ when K is a finite set of points. Similarly, one can also calculate the anisotropic curvature measure $\overline{H}_{K_r}(f)$ and $\widetilde{H}_{K_r}(f)$ of K_r by using the curvature measures formulae for the union of one, two or three balls (see Propositions 4, 5 and 6). More details on how to use these formulae can be found in [14, 15].

Proposition 4 *Let \mathbb{B} be a ball of \mathbb{R}^3 and let B be a Borel set of \mathbb{R}^3 . Then the anisotropic curvature measures of \mathbb{B} above B are given by the 3×3 -matrix:*

$$\overline{H}_{\mathbb{B}}(B) = \widetilde{H}_{\mathbb{B}}(B) = \int_{B \cap \partial \mathbb{B}} \frac{1}{r} (Id - n_p {}^t n_p) dp,$$

where Id is the identity matrix of \mathbb{R}^3 , n_p is the unitary normal of \mathbb{B} at p and ${}^t n_p$ its transpose.

Proof :

Let X, Y be two vectors of \mathbb{R}^3 and P_p denotes the projection onto the plane tangent to \mathbb{B} at the point p . Using that $P_p(X) = X - \langle X, n_p \rangle n_p$, we have:

$$\overline{H}_{\mathbb{B}}(B)(X, Y) = \int_{B \cap \partial \mathbb{B}} H_p(P_p(X), P_p(Y)) dp = \int_{B \cap \partial \mathbb{B}} \frac{1}{r} (Id - n_p {}^t n_p) dp.$$

□

Proposition 5 *Let \mathbb{B}_1 and \mathbb{B}_2 be two intersecting balls of \mathbb{R}^3 , of same radius $r > 0$ and of centers A_1 and A_2 , and C be the circle $\partial \mathbb{B}_1 \cap \partial \mathbb{B}_2$. Let B be a ball of \mathbb{R}^3 . Then the anisotropic curvature measures of $\mathbb{B}_1 \cup \mathbb{B}_2$ above $B \cap C$ are given by the 3×3 matrix $\overline{H}_{\mathbb{B}_1 \cup \mathbb{B}_2}(B \cap C)$:*

$$-r \sin \alpha \begin{pmatrix} \frac{1}{2} \left(\alpha - \frac{\sin 2\alpha}{2} \right) \left(\beta + \frac{\sin 2\beta}{2} \right) & \left(\alpha - \frac{\sin 2\alpha}{2} \right) \frac{1 - \cos 2\beta}{4} & 0 \\ \left(\alpha - \frac{\sin 2\alpha}{2} \right) \frac{1 - \cos 2\beta}{4} & \frac{1}{2} \left(\alpha - \frac{\sin 2\alpha}{2} \right) \left(\beta - \frac{\sin 2\beta}{2} \right) & 0 \\ 0 & 0 & \beta \left(\alpha + \frac{\sin 2\alpha}{2} \right) \end{pmatrix},$$

and the 3×3 matrix $\widetilde{H}_{\mathbb{B}_1 \cup \mathbb{B}_2}(B \cap C)$:

$$r \alpha \sin \alpha \begin{pmatrix} \left(\beta - \frac{\sin 2\beta}{2} \right) & \frac{\cos 2\beta - 1}{2} & 0 \\ \frac{\cos 2\beta - 1}{2} & \left(\beta - \frac{\sin 2\beta}{2} \right) & 0 \\ 0 & 0 & 0 \end{pmatrix},$$

in the orthonormal frame $(0, i, j, k)$ where $(0, i, j)$ generates the plane of the circle C and i points toward one of the two extremities of the arc of circle $B \cap C$, where α and β are defined as in the proof of Proposition 2.

Proof :

We take the same notations that the ones of Proposition 2. We have:

$$\overline{H}_{\mathbb{B}_1 \cup \mathbb{B}_2}(B \cap C)(X, Y) = \int_0^\beta \int_{-\alpha}^\alpha f^* \omega^{X, Y}.$$

As in Proposition 2, we take $(m, \xi) = f(u, v) \in S_C(\mathbb{B}_1 \cap \mathbb{B}_2)$. We have:

$$\begin{aligned} f^* \omega^{X, Y}((1, 0), (0, 1)) &= \omega_{(m, \xi)}^{X, Y} \left(\frac{\partial f}{\partial u}(u, v), \frac{\partial f}{\partial v}(u, v) \right) \\ &= (0, Y) \wedge (\xi \times X, 0) \cdot ((r \sin \alpha e_1, \cos v e_1), (0, e_2)) \\ &= \begin{vmatrix} (0, Y) \cdot (r \sin \alpha e_1, \cos v e_1) & (\xi \times X, 0) \cdot (r \sin \alpha e_1, \cos v e_1) \\ (0, Y) \cdot (0, e_2) & (\xi \times X, 0) \cdot (0, e_2) \end{vmatrix} \\ &= \begin{vmatrix} \cos v Y \cdot e_1 & \det(\xi, X, r \sin \alpha e_1) \\ Y \cdot e_2 & 0 \end{vmatrix} \\ &= -r \sin \alpha X \cdot e_2 Y \cdot e_2. \end{aligned}$$

The result is thus obtained by integrating the matrix of $e_2^t e_2$ given by:

$$\begin{pmatrix} \sin^2 v \cos^2 u & \sin^2 v \sin u \cos u & -\sin v \cos v \cos u \\ \sin^2 v \sin u \cos u & \sin^2 v \sin^2 u & -\sin v \sin u \cos v \\ -\cos v \sin v \cos u & -\cos v \sin v \sin u & \cos^2 v \end{pmatrix}.$$

Similarly, we have:

$$f^* \widetilde{\omega}^{X, Y}((1, 0), (0, 1)) = r \sin \alpha X \cdot e_1 Y \cdot e_1.$$

The result for $\widetilde{H}_{\mathbb{B}_1 \cup \mathbb{B}_2}(B \cap C)$ is thus obtained by integrating the matrix of $e_1^t e_1$ given by:

$$\begin{pmatrix} \sin^2 u & -\sin u \cos u & 0 \\ -\sin u \cos u & \cos^2 u & 0 \\ 0 & 0 & 0 \end{pmatrix}.$$

□

Proposition 6 *Let $\mathbb{B}_1, \mathbb{B}_2$ and \mathbb{B}_3 be three intersecting balls of \mathbb{R}^3 , of radius r , of centers A_1, A_2 and A_3 , and $p \in \partial \mathbb{B}_1 \cap \partial \mathbb{B}_2 \cap \partial \mathbb{B}_3$. Then the anisotropic curvature measures of $\mathbb{B}_1 \cup \mathbb{B}_2 \cup \mathbb{B}_3$ above p are equal to 0:*

$$\overline{H}_{\mathbb{B}_1 \cup \mathbb{B}_2 \cup \mathbb{B}_3}(\{p\}) = 0 \text{ and } \widetilde{H}_{\mathbb{B}_1 \cup \mathbb{B}_2 \cup \mathbb{B}_3}(\{p\}) = 0$$

Proof :

The two forms $\omega^{X, Y}$ and $\widetilde{\omega}^{X, Y}$ being mixed, they vanish on the normal component. □

6 About the normal cycle of a compact of \mathbb{R}^d

In this section, we give preliminary results for compact sets in \mathbb{R}^d : in Lemma 2, we bound the mass of the normal cycle of a set whose boundary is of class C^1 ; in Lemma 3, we recall a result of Zähle et al. that allows to define, under several assumptions, the normal cycle of a set whose complement has positive reach; in Lemma 4, we give relationships between the normal cycle of a set whose complement has positive reach and the normal cycle of its offset.

We first give the following lemma (that is a direct consequence of the Isotopy Lemma, Proposition 1.8 in [26]):

Lemma 1 *Let K be a compact of \mathbb{R}^d . If r is not a critical point of the distance function (i.e. $\chi_K(r) \neq 0$), we then have:*

$$\overline{\{x, d_K(x) < r\}} = \{x, d_K(x) \leq r\} \quad \text{and} \quad \overline{\{x, d_K(x) > r\}} = \{x, d_K(x) \geq r\}.$$

Lemma 2 *Let X be a compact subset of \mathbb{R}^d whose boundary is a hypersurface with positive reach R . We then have:*

$$M(N(X)) \leq \left(1 + \frac{1}{R^2}\right)^{\frac{d-1}{2}} \mathcal{H}^{d-1}(\partial X).$$

More precisely, if B' is a Borel of \mathbb{R}^d and $B = B' \cap \partial X$, we have:

$$M[N(X) \llcorner (B \times \mathbb{R}^d)] \leq \left(1 + \frac{1}{R^2}\right)^{\frac{d-1}{2}} \mathcal{H}^{d-1}(B).$$

Proof :

Let us consider the following map:

$$\begin{array}{ccc} f : B & \rightarrow & \text{spt}(N(X)) \cap (B \times \mathbb{R}^d) \\ m & \mapsto & (m, n(m)) \end{array} .$$

Since the reach, and therefore the curvature of the surface ∂X is bounded by R , it follows that the map $m \mapsto n(m)$ is $\frac{1}{R}$ -Lipschitz. That implies that f is also $\sqrt{1 + \frac{1}{R^2}}$ -Lipschitz. Since the map f is one-to-one, the general coarea formulae (see Theorem 4.2 of [30] or Proposition 3.13 of [29]) states that:

$$\begin{aligned} M(N(X) \llcorner (B \times \mathbb{R}^d)) &= \int_{\text{spt}(N(X)) \cap (B \times \mathbb{R}^d)} d\mathcal{H}^{d-1} \\ &= \int_B J_{d-1}(f) d\mathcal{H}^{d-1} \\ &\leq \int_B \left(1 + \frac{1}{R^2}\right)^{\frac{d-1}{2}} d\mathcal{H}^{d-1} \\ &\leq \left(1 + \frac{1}{R^2}\right)^{\frac{d-1}{2}} \mathcal{H}^{d-1}(B). \end{aligned}$$

where $J_{d-1}(f)$ is the (d-1)-jacobian of the Lipschitz map f (see [29], page 24-25). \square

Under certain assumptions, Rataj and Zähle [34] showed that the closure of the complement of a compact set with positive reach admits a normal cycle. More precisely, we denote by i the inversion map

$$i : \mathbb{R}^d \times \mathbb{S}^{d-1} \rightarrow \mathbb{R}^d \times \mathbb{S}^{d-1} \\ (x, n) \mapsto (x, -n),$$

and by $i_{\#}$ the push-forward by i . We define the erosions $X_{-\epsilon}$ of X by $X_{-\epsilon} = \overline{(X^c_{-\epsilon})^c}$. We then get the following lemma by combining results of Zähle et al. [33, 34] and [7]:

Lemma 3 *Let K be a compact set of \mathbb{R}^d with μ -reach greater than r and let $X = K_r$. We can then define the normal cycle of X as the flat limit of its erosions as follows:*

$$\mathcal{F}(N(X_{-\epsilon}) - N(X)) \xrightarrow{\epsilon \rightarrow 0} 0.$$

Furthermore, since $\overline{X^c}$ has positive reach, it has a normal cycle and we have:

$$N(X) = -i_{\#}N(\overline{X^c}) \quad \text{and} \quad M(N(X)) = M(N(\overline{X^c})).$$

Proof :

Proposition 2 and Theorem 3 of [34] imply that the normal cycle $N(X)$ of X is well defined and we have:

$$\mathcal{F}(N(X_{-\epsilon}) - N(X)) \xrightarrow{\epsilon \rightarrow 0} 0.$$

Now, since $\overline{X^c}$ has positive reach [7], Corollary 3.1 of [33] (or Proposition 4 of [34]) implies that:

$$\mathcal{F}[N(\overline{X^c}) - (-i_{\#}N(X_{-\epsilon}))] \xrightarrow{\epsilon \rightarrow 0} 0.$$

We then have

$$N(X) = -i_{\#}N(\overline{X^c}).$$

□

We now consider the following map

$$F_t : \mathbb{R}^d \times \mathbb{R}^d \rightarrow \mathbb{R}^d \times \mathbb{R}^d \\ (x, v) \mapsto (x + tv, v),$$

and denote by $F_{t\#}$ the associated push-forward for currents.

Lemma 4 *Let V be a compact set of \mathbb{R}^d with positive reach $R > 0$. We then have for $\epsilon < R$:*

$$N(V) = F_{-\epsilon\#}[N(V_{\epsilon})].$$

That result can be localized. Let B' be a Borel of \mathbb{R}^d and $B = (B' \times \mathbb{R}^d) \cap \text{spt}(N(V))$. We then have:

$$N(V) \llcorner B = F_{-\epsilon\#}[N(V_{\epsilon}) \llcorner F_{-\epsilon}^{-1}(B)],$$

In particular, if K is a compact set of \mathbb{R}^d with μ -reach greater than r , $X = K_r$, the set $V = \overline{X^c}$ has a reach $R > \mu r$, and we have for $\epsilon < R$:

$$N(X) = -i_{\sharp} N(\overline{X^c}) = -i_{\sharp} F_{-\epsilon} [N(\overline{X^c}_{\epsilon})]$$

$$\text{and } M(N(X)) \leq (1 + \epsilon^2)^{\frac{d-1}{2}} M[N(\overline{X^c}_{\epsilon})].$$

Let now B' be a Borel of \mathbb{R}^d and $B = (B' \times \mathbb{R}^d) \cap \text{spt}(N(X))$. We then have:

$$N(X) \llcorner B = -i_{\sharp} F_{-\epsilon} [N(\overline{X^c}_{\epsilon}) \llcorner F_{-\epsilon}^{-1}(i(B))],$$

$$M(N(X) \llcorner B) \leq (1 + \epsilon^2)^{\frac{d-1}{2}} M[N(\overline{X^c}_{\epsilon}) \llcorner F_{-\epsilon}^{-1}(i(B))].$$

Proof :

We notice that the restriction of $F_{-\epsilon}$ to the support of $N(V_{\epsilon})$ is a one-to-one map:

$$F_{-\epsilon} : \begin{array}{ccc} \text{spt}(N(V_{\epsilon})) & \rightarrow & \text{spt}(N(V)) \\ (x, v) & \mapsto & (x - \epsilon v, v) \end{array}.$$

The general coarea formula implies that:

$$M(N(V)) = \int_{\text{spt}(N(V))} d\mathcal{H}^{d-1} = \int_{\text{spt}(N(V_{\epsilon}))} J_{d-1}(F_{-\epsilon}) d\mathcal{H}^{d-1}.$$

The map $F_{-\epsilon}$ is $\sqrt{1 + \epsilon^2}$ -Lipschitz, thus we have $J_{d-1}(F_{-\epsilon}) \leq (1 + \epsilon^2)^{\frac{d-1}{2}}$ and:

$$M(N(V)) \leq (1 + \epsilon^2)^{\frac{d-1}{2}} M(N(V_{\epsilon})).$$

More precisely, for any $d-1$ -differential form φ on $\mathbb{R}^d \times \mathbb{R}^d$, one has:

$$\begin{aligned} F_{-\epsilon\sharp} N(V_{\epsilon})(\varphi) &= N(V_{\epsilon})(F_{-\epsilon}^* \varphi) \\ &= \int_{\text{spt}(N(V_{\epsilon}))} (F_{-\epsilon}^* \varphi)_x (e_1^x \wedge \dots \wedge e_{d-1}^x) d\mathcal{H}^{d-1}(x) \\ &= \int_{\text{spt}(N(V_{\epsilon}))} \varphi_{F_{-\epsilon}(x)} ((DF_{-\epsilon}(x)e_1^x) \wedge \dots \wedge (DF_{-\epsilon}(x)e_{d-1}^x)) d\mathcal{H}^{d-1}(x) \\ &= \int_{\text{spt}(N(V_{\epsilon}))} J_{d-1}(F_{-\epsilon})(x) \varphi_{F_{-\epsilon}(x)} \left(\frac{(DF_{-\epsilon}(x)e_1^x) \wedge \dots \wedge (DF_{-\epsilon}(x)e_{d-1}^x)}{|(DF_{-\epsilon}(x)e_1^x) \wedge \dots \wedge (DF_{-\epsilon}(x)e_{d-1}^x)|} \right) d\mathcal{H}^{d-1}(x) \\ &= \int_{\text{spt}(N(V_{\epsilon}))} J_{d-1}(F_{-\epsilon})(x) \varphi_{F_{-\epsilon}(x)} (e_1^{F_{-\epsilon}(x)} \wedge \dots \wedge e_{d-1}^{F_{-\epsilon}(x)}) d\mathcal{H}^{d-1}(x) \\ &= \int_{\text{spt}(N(V))} \varphi_y (e_1^y \wedge \dots \wedge e_{d-1}^y) d\mathcal{H}^{d-1}(y) \quad (\text{by the general coarea formula}) \\ &= N(V)(\varphi), \end{aligned}$$

where $e_1^x \wedge \dots \wedge e_{d-1}^x$ is a unit $(d-1)$ -vector associated with the oriented tangent space $T_x(\text{spt}(N(V_{\epsilon})))$ and $e_1^y \wedge \dots \wedge e_{d-1}^y$ is a unit $(d-1)$ -vector associated with the oriented tangent space $T_y(\text{spt}(N(V)))$ and $J_{d-1}(F_{-\epsilon})(x) = |(DF_{-\epsilon}(x)e_1^x) \wedge \dots \wedge (DF_{-\epsilon}(x)e_{d-1}^x)|$ \mathcal{H}^{d-1} -almost everywhere. That implies that:

$$N(V) = F_{-\epsilon\sharp} N(V_{\epsilon}).$$

The local version is done the same way by noticing that the restriction of $F_{-\epsilon}$ to the support of $N(V_{\epsilon}) \llcorner F_{-\epsilon}^{-1}(B)$ is a one-to-one map:

$$F_{-\epsilon} : \begin{array}{ccc} \text{spt}(N(V_{\epsilon}) \llcorner F_{-\epsilon}^{-1}(B)) & \rightarrow & \text{spt}(N(V) \llcorner B) \\ (x, v) & \mapsto & (x - \epsilon v, v) \end{array}.$$

□

7 Normal cycles of the double offsets of two close compact sets

The aim of this section is to prove the following proposition. It states that if two compact sets K and K' are close in the Hausdorff sense, then the normal cycles of their double offsets are close for the flat norm. This result is local since we evaluate the normal cycles locally.

More precisely, let B' be a Borel subset of \mathbb{R}^d and $B = B' \cap \partial K'_{r,t}$. We consider in the following the normal cycles of $K_{r,t}$ and $K'_{r,t}$ restricted to B and $\pi(B)$, where π is the projection onto $K_{r,t}$. We consider the two currents $D' = N(K'_{r,t}) \llcorner (B \times \mathbb{R}^d)$ and $D = N(K_{r,t}) \llcorner (\pi(B) \times \mathbb{R}^d)$ given by:

$$D'(\varphi) = \int_{\text{spt}(N(K'_{r,t})) \cap (B \times \mathbb{R}^d)} \varphi$$

and

$$D(\varphi) = \int_{\text{spt}(N(K_{r,t})) \cap (\pi(B) \times \mathbb{R}^d)} \varphi,$$

for any (d-1)-differential form φ of $\mathbb{R}^d \times \mathbb{R}^d$.

Proposition 7 *Let K and K' be two compact sets of \mathbb{R}^d whose μ -reaches are greater than r . We suppose that the Hausdorff distance $\epsilon = d_H(K, K')$ between K and K' is less than $\frac{r\mu(2-\sqrt{2})}{2} \min(\mu, \frac{1}{2})$. For $t \in \left[\frac{\epsilon}{\min(\mu, \frac{1}{2}) (2-\sqrt{2})}, \frac{r\mu}{2} \right]$, we can write:*

$$D' - D = \partial R_1 + R_2$$

where R_1 and R_2 are currents satisfying

$$\begin{aligned} M(R_1) &\leq M(D') k_1 k_2 \\ M(R_2) &\leq M(\partial D') k_1 k_2, \end{aligned}$$

where

$$\begin{aligned} k_1 &= 1 + \left(\frac{1+t^2}{\left(t - \frac{\epsilon}{\mu}\right)^2} \right)^{\frac{d-1}{2}} \\ k_2 &= \sqrt{\left(\frac{\epsilon}{\mu}\right)^2 + 900 \frac{\epsilon}{\mu t}}. \end{aligned}$$

In particular the flat norm of $D - D'$ is bounded by $(M(D') + M(\partial D')) k_1 k_2$.

The proof of that proposition relies on the two following lemmas:

Lemma 5 *Let X and X' be two compact sets of \mathbb{R}^d with reaches greater than $R > 0$. Let $t \leq \frac{R}{2}$ and $\epsilon = d_H(X, X')$. If $\epsilon \leq \frac{t}{2}$, then for any x at a distance t from X , we have:*

$$2 \sin \frac{\angle(\nabla_X(x), \nabla_{X'}(x))}{2} \leq 30 \sqrt{\frac{\epsilon}{t}}.$$

Proof :

For ρ such that $0 < \rho < t$, we denote by $G_X(x, \rho)$, as in section 5 of [5], the convex hull for every $y \in B(x, \rho)$ of all the “classical” gradients $\nabla_X(y)$ of the distance function d_X . By using Theorem 5.6 in [5], we have that:

$$\nabla_{X'}(x) \in G_X(x, \rho)_{\frac{\rho}{2d(x, X')} + \frac{2\epsilon}{\rho}}. \quad (3)$$

On another hand we know ([22] page 435) that the projection map π_X on X is $\frac{R}{R-(t+\rho)}$ -Lipschitz for points at distance less than $(t + \rho)$ from X . Then, for $y \in B(x, \rho)$ one has $d(x, y) \leq \rho$ and $d(\pi_X(x), \pi_X(y)) \leq \frac{R\rho}{R-(t+\rho)}$ and:

$$\|\overrightarrow{y\pi_X(y)} - \overrightarrow{x\pi_X(x)}\| \leq \rho + \frac{R\rho}{R-(t+\rho)}.$$

Using the fact that $\nabla_X(z) = \frac{-1}{\|z\pi_X(z)\|} \overrightarrow{z\pi_X(z)}$ one get, for $y \in B(x, \rho)$:

$$\|\nabla_X(y) - \nabla_X(x)\| \leq \frac{1}{t-\rho} \left(\rho + \frac{R\rho}{R-(t+\rho)} \right).$$

This and Equation(3) gives:

$$2 \sin \frac{\angle \nabla_X(x), \nabla_{X'}(x)}{2} = \|\nabla_X(x) - \nabla_{X'}(x)\| \leq \frac{\rho}{t-\rho} \left(1 + \frac{R}{R-(t+\rho)} \right) + \frac{\rho}{2(t-\epsilon)} + \frac{2\epsilon}{\rho}.$$

Taking $\rho = \sqrt{\epsilon t}$ and $\epsilon \leq \frac{t}{2}$ one gets:

$$2 \sin \frac{\angle \nabla_X(x), \nabla_{X'}(x)}{2} \leq \left(\frac{1}{1 - \frac{\sqrt{2}}{2}} \left(1 + \frac{1}{1 - \frac{1}{2} \left(1 + \frac{\sqrt{2}}{2} \right)} \right) + 3 \right) \sqrt{\frac{\epsilon}{t}} \leq 30 \sqrt{\frac{\epsilon}{t}}.$$

□

Lemma 6 *Let K and K' be two compact sets of \mathbb{R}^d whose μ -reaches are greater than r . Then for every $t \in (0, r\mu)$, we have:*

$$d_H(K_{r,t}, K'_{r,t}) \leq \frac{\epsilon}{\mu} \quad \text{and} \quad d_H(\partial K_{r,t}, \partial K'_{r,t}) \leq \frac{\epsilon}{\mu}.$$

Proof :

First remark that if we take two compact sets A and B with $\tilde{\mu}$ -reach greater than r , such that $d_H(A, B) \leq \tilde{\epsilon}$, one has:

$$d_H \left(\overline{(A_r)^c}, \overline{(B_r)^c} \right) \leq \frac{\tilde{\epsilon}}{\tilde{\mu}} \quad (4)$$

Indeed, let $x \in \overline{(A_r)^c}$. Then $d(x, A) \geq r$ and $d(x, B) \geq r - \tilde{\epsilon}$. Let $s \mapsto \sigma(s)$, $\sigma(0) = x$ be the trajectory of ∇_B issued from x and parametrized by arc-length. While $\sigma(s) \in B_r$, we have [28]:

$$d_B(\sigma(s)) = d_B(x) + \int_0^s \|\nabla_B(\sigma(s))\| ds \geq r - \tilde{\epsilon} + s\tilde{\mu}.$$

We then have $\sigma(s) \in \overline{(B_r)^c}$ for $s \geq \frac{\tilde{\epsilon}}{\tilde{\mu}}$. As a consequence, there exists $x' \in \overline{(B_r)^c}$ such that $d(x, x') \leq \frac{\tilde{\epsilon}}{\tilde{\mu}}$. We apply Equation (4) with $A = K$ and $B = K'$ and we get:

$$d_H\left(\overline{(K_r)^c}, \overline{(K'_r)^c}\right) \leq \frac{\epsilon}{\mu} \quad (5)$$

We apply again Equation (4) with $A = \overline{(K_r)^c}$ and $B = \overline{(K'_r)^c}$ with $\tilde{\epsilon} = \frac{\epsilon}{\mu}$ and $\tilde{\mu} = 1$:

$$d_H(\overline{(K_{r,t})^c}, \overline{(K'_{r,t})^c}) \leq \frac{\epsilon}{\mu}.$$

Remark also that for any compact sets A and B , one has $d_H(A_t, B_t) \leq d_H(A, B)$. Therefore, by Equation (5) one has:

$$d_H(K_{r,t}, K'_{r,t}) \leq \frac{\epsilon}{\mu}.$$

The two last equations imply that

$$d_H(\partial K_{r,t}, \partial K'_{r,t}) \leq \frac{\epsilon}{\mu}.$$

Indeed, let $x \in \partial K_{r,t}$. Then x is at a distance less than $\frac{\epsilon}{\mu}$ from $K'_{r,t}$ and $\overline{(K'_{r,t})^c}$. Then, there exists $y \in K'_{r,t}$ and $z \in \overline{(K'_{r,t})^c}$ such that $xy \leq \frac{\epsilon}{\mu}$ and $xz \leq \frac{\epsilon}{\mu}$. Since the line-segment $[yz]$ intersects $\partial K_{r,t}$, there exists $x' \in \partial K'_{r,t}$ such that $xx' \leq \frac{\epsilon}{\mu}$. \square

Proof of Proposition 7

Let K and K' be two compact sets whose μ -reaches are greater than r . We put $\epsilon = d_H(K, K')$. We suppose that $\frac{\epsilon}{\mu(2-\sqrt{2})} \leq t \leq \frac{r\mu}{2}$. Lemma 6 then implies that

$$d_H(\partial K_{r,t}, \partial K'_{r,t}) \leq \frac{\epsilon}{\mu} \leq (2 - \sqrt{2}) t.$$

Let U_t be the tubular neighborhood of $\partial K_{r,t}$ of radius $t \leq reach(\partial K_{r,t})$. The projection map π onto $\partial K_{r,t}$ is then defined on U_t . We clearly have $\partial K'_{r,t} \subset U_t$. More precisely, the map π induces a one-to-one map between $\partial K'_{r,t}$ and $\partial K_{r,t}$ (see Theorem 4.1 of [11]). We now define

$$\psi : \begin{array}{ccc} U_t \times \mathbb{R}^d & \rightarrow & spt(N(K_{r,t})) \\ (x, n) & \mapsto & (\pi(x), n_{\pi(x)}) \end{array}.$$

Let h be the affine homotopy between ψ and the identity (see Federer [21] 4.1.9 page 364)

$$h : \begin{array}{ccc} [0, 1] \times (U_t \times \mathbb{R}^d) & \rightarrow & \mathbb{R}^d \times \mathbb{R}^d \\ (t, x) & \mapsto & (1-t)x + t\psi(x) \end{array}.$$

Since the map $\pi : \partial K'_{r,t} \rightarrow \partial K_{r,t}$ is one-to-one, the map ψ also induces a one-to-one map between $spt(D')$ and $spt(D)$. Therefore, similarly as in the proof of Lemma 4, one has:

$$\psi_{\#} D' = D.$$

According to Federer ([22], 4.1.9 page 363-364), we have:

$$D - D' = \psi_{\#} D' - id_{\#} D' = \partial R_1 + R_2$$

where $R_1 = [h_{\#}([0, 1] \times D')]$ and $R_2 = h_{\#}([0, 1] \times \partial D')$. Again by Federer ([22], 4.1.9 page 364) or Fanghua ([20] page 187), we get:

$$M(h_{\#}([0, 1] \times D')) \leq M(D') \sup_{spt(D')} |\psi - id| \sup_{spt(D')} |1 + J_{d-1}(\psi)|,$$

and

$$M(h_{\#}([0, 1] \times \partial D')) \leq M(\partial D') \sup_{spt(D')} |\psi - id| \sup_{spt(D')} |1 + J_{d-1}(\psi)|,$$

where $J_{d-1}(\psi)$ stands for the (d-1)-dimensional jacobian (as defined in [29], page 24-25). By Lemma 6, the space component of $\psi - id$ is less than $\frac{\epsilon}{\mu}$. By Lemma 5, the normal component of $\psi - id$ is less than $30\sqrt{\frac{\epsilon}{\mu t}}$. Thus

$$\sup_{spt(N(K'_{r,t}))} |\psi - id| \leq \sqrt{\left(\frac{\epsilon}{\mu}\right)^2 + 900\frac{\epsilon}{\mu t}}.$$

We can note that the jacobian of the space component of ψ (*i.e.* the projection) is bounded by $\left(\frac{t}{t-\frac{\epsilon}{\mu}}\right)^{d-1}$. The jacobian of the map $x \in K_{r,t} \mapsto n_x$ is upper bounded by $\left(\frac{1}{t}\right)^{d-1}$ (where $t \leq \frac{\mu r}{2}$ is the reach of $\partial K_{r,t}$). The jacobian of the normal component of ψ is upper bounded by the product $\left(\frac{1}{t} \frac{t}{t-\frac{\epsilon}{\mu}}\right)^{d-1}$. We then have

$$\sup_{spt(N(K'_{r,t}))} |1 + J_{d-1}(\psi)| \leq 1 + \left(\frac{1+t^2}{\left(t-\frac{\epsilon}{\mu}\right)^2}\right)^{\frac{d-1}{2}}.$$

By using the definition of the flat norm we have:

$$\mathcal{F}(D - D') \leq M(h_{\#}([0, 1] \times D')) + M(h_{\#}([0, 1] \times \partial D')).$$

which is upper bounded by:

$$(M(D') + M(\partial D')) \left(1 + \left(\frac{1+t^2}{\left(t-\frac{\epsilon}{\mu}\right)^2}\right)^{\frac{d-1}{2}}\right) \sqrt{\left(\frac{\epsilon}{\mu}\right)^2 + 900\frac{\epsilon}{\mu t}}.$$

8 From double offset to offset

The aim of that section is to prove Theorem 4. We assume that f is C^1 , the general case being obtained by a limit argument. Let $C = (spt(f)_{\alpha} \times \mathbb{R}^d) \cap spt(N(K'_r))$, where α is a positive real number that will be specified later and let $B = F_t \circ i(C)$. Thanks to Lemma 4, we have:

$$N(K'_r) \llcorner (i \circ F_{-t}(B)) = -i_{\#} F_{-t\#} [N(K'_{r,t}) \llcorner B].$$

and

$$N(K_r) \llcorner (i \circ F_{-t}(\psi(B))) = -i_{\#} F_{-t\#} [N(K_{r,t}) \llcorner \psi(B)].$$

where ψ is defined in the proof of Proposition 7. Remark that we have $N(K'_{r,t}) \lrcorner B = N(K'_{r,t}) \lrcorner (\tilde{B} \times \mathbb{R}^d)$, and $N(K_{r,t}) \lrcorner \psi(B) = N(K_{r,t}) \lrcorner (\pi(\tilde{B}) \times \mathbb{R}^d)$ where \tilde{B} is the projection of B onto the first factor of $\mathbb{R}^3 \times \mathbb{R}^3$ and π is the projection onto $\partial K_{r,t}$. Hence, Proposition 7 allows us to write:

$$N(K'_r) \lrcorner (i \circ F_{-t}(B)) - N(K_r) \lrcorner (i \circ F_{-t}(\psi(B))) = -i_{\sharp} F_{-t\sharp}(\partial R_1 + R_2),$$

where R_1 and R_2 satisfy certain properties. In particular, from the proof we see that $R_2 = h_{\sharp}[(N(K'_{r,t}) \lrcorner \partial B) \times [0, 1]]$, where h is the result of the linear interpolation between the identity and ψ . Since $i \circ F_{-t}$ is linear, we have

$$(i \circ F_{-t}) \circ h = h' \circ (i \circ F_{-t}, Id_{[0,1]}),$$

where h' is the result of the linear interpolation between the identity and $\psi' = i \circ F_{-t} \circ \psi \circ F_t \circ i$. We then have that $-i_{\sharp} F_{-t\sharp}(R_2) = h'_{\sharp}[(-i_{\sharp} F_{-t\sharp} N(K'_{r,t}) \lrcorner \partial B) \times [0, 1]]$. Noting that $-i_{\sharp} F_{-t\sharp}(N(K'_{r,t}) \lrcorner \partial B) = N(K'_r) \lrcorner \partial C$, and choosing $\alpha > \|\psi' - Id\|_{\infty}$, we see that the support of $i_{\sharp} F_{-t\sharp} R_2$ is included in the α -offset of $spt(N(K'_r) \lrcorner \partial C)$. Due to the choice of α , this subset does not meet $spt(f) \times \mathbb{R}^d$. As a consequence, for any differential form ω , letting:

$$\Delta = | \langle N(K'_r) \lrcorner (i \circ F_{-t}(B)), \bar{f}\omega \rangle - \langle N(K_r) \lrcorner (i \circ F_{-t}(\psi(B))), \bar{f}\omega \rangle |,$$

we have:

$$\begin{aligned} \Delta &\leq | \langle i_{\sharp} F_{-t\sharp} \partial R_1, \bar{f}\omega \rangle | \\ &\leq | \langle i_{\sharp} F_{-t\sharp} R_1, d\bar{f} \wedge \omega + \bar{f}d\omega \rangle | \\ &\leq M(i_{\sharp} F_{-t\sharp} R_1)(Lip(\bar{f}))\|\omega\| + \|d\omega\| \\ &\leq (1+t^2)^{d/2} M(R_1)(Lip(f))\|\omega\| + \|d\omega\| \\ &\leq M(N(K'_{r,t}) \lrcorner B) k_1 k_2 (1+t^2)^{d/2} (Lip(f))\|\omega\| + \|d\omega\|, \end{aligned}$$

the last two inequalities following from Lemma 4, Proposition 7, and the fact that $Lip(f) = Lip(\bar{f})$. Now remark that $i \circ F_{-t}(B) = C$ and $i \circ F_{-t}(\psi(B)) = \psi'(C)$ respectively contain $spt(N(K'_r)) \cap (spt(f) \times \mathbb{R}^d)$ and $spt(N(K_r)) \cap (spt(f) \times \mathbb{R}^d)$, due to the choice of α . Hence we have:

$$\Delta = | \langle N(K'_r), \bar{f}\omega \rangle - \langle N(K_r), \bar{f}\omega \rangle |.$$

The quantity $M(N(K'_{r,t}) \lrcorner B)$ may be bounded above using Lemma 2:

$$M(N(K'_{r,t}) \lrcorner B) \leq (1 + reach(\partial K'_{r,t})^{-2})^{\frac{d-1}{2}} \mathcal{H}^{d-1}((\partial K'_{r,t}) \cap B'),$$

where B' is the preimage of $spt(f)_{\alpha} \cap K'_r$ under the projection on K'_r . Since the reach of $\partial K'_{r,t}$ may be bounded by a function of r and μ for $t = r\mu/2$, it only remains to bound the area term to finish the proof of Theorem 4. To do so, we use (a local version of) Theorem II.3 in [8], which yields the following bound in terms of covering numbers:

$$\mathcal{H}^{d-1}((\partial K'_{r,t}) \cap B') \leq \mathcal{N}(spt(f)_{\alpha} \cap \partial K'_{r,t}) \omega_{d-1}(2t)$$

where $\omega_{d-1}(2t)$ denotes the surface area of the ball of radius $2t$ in \mathbb{R}^d . Note now that $\mathcal{N}(spt(f)_{\alpha} \cap \partial K'_{r,t}) \leq \mathcal{N}(spt(f)_{\alpha}, t)$. The fact that $\alpha = O(\sqrt{\epsilon})$ easily follows from the following lemma:

Lemma 7

$$\|\psi' - Id\|_\infty = O(\sqrt{\epsilon}).$$

Proof :

Let $(y', n') \in C$ and $x' \in \partial K'_{r,t}$ be such that the projection of x' onto $\overline{K'_r}$ is y' . We put $x = \pi(x')$ the projection of x' onto $\partial K_{r,t}$ and we denote by n the normal to $K_{r,t}$ at the point x that is pointing inside. We denote by y the projection of x onto $\overline{K_r^c}$. We then have:

$$(x', -n') = F_t \circ i(y', n'), \quad (x, -n) = \psi(x', -n') \quad \text{and} \quad (y, n) = i \circ F_{-t}(x, n) = \psi'(y', n').$$

We now need to bound yy' and $\|n - n'\|$. Lemma 5 implies that $\|n - n'\| = 0(\sqrt{\epsilon})$. We introduce \tilde{y} the projection of x' onto $\overline{K_r^c}$. Let us now bound $y'\tilde{y}$ and $\tilde{y}y$.

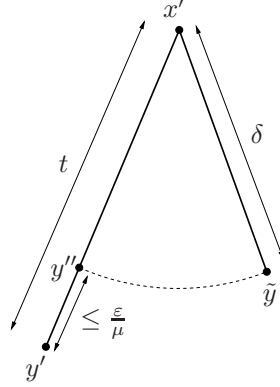


Figure 5: Proof of Lemma 7

Since $x' \in \partial K'_{r,t}$, we have $x'y' = t$. Furthermore, by using Lemma 6, one has $\delta = x'y\tilde{y} \in \left[t - \frac{\epsilon}{\mu}, t + \frac{\epsilon}{\mu}\right]$. Let now denote by y'' the point of the half line issued from x' and passing through y' , that is at a distance δ from x' . We have by Lemma 5:

$$\begin{aligned} y'\tilde{y} &\leq y'y'' + y''\tilde{y} \\ &\leq \frac{\epsilon}{\mu} + 2 \sin \frac{\angle(\nabla_{\overline{K_r^c}}(x'), \nabla_{\overline{K'_r}}(x'))}{2} \left(t + \frac{\epsilon}{\mu}\right) \\ &\leq \frac{\epsilon}{\mu} + 30 \sqrt{\frac{\epsilon}{\mu t}} \left(t + \frac{\epsilon}{\mu}\right) \\ &= 0(\sqrt{\epsilon}). \end{aligned}$$

Now by using again Lemma 6, one has $xx' \leq \frac{\epsilon}{\mu}$ and also that x and x' are at a distance less than $\left(t + \frac{\epsilon}{\mu}\right)$ from $\overline{K_r^c}$. Since $\overline{K_r^c}$ has a reach greater than μr , then the projection map onto $\overline{K_r^c}$ is $\frac{\mu r}{\mu r - \left(t + \frac{\epsilon}{\mu}\right)}$ -Lipschitz for points at a distance less than $\left(t + \frac{\epsilon}{\mu}\right)$ from $\overline{K_r^c}$ ([22] page 435). We then have:

$$\tilde{y}y \leq \frac{\epsilon}{\mu} \frac{\mu r}{\mu r - \left(t + \frac{\epsilon}{\mu}\right)}.$$

We then clearly have $yy' \leq y'\tilde{y} + \tilde{y}y = 0(\sqrt{\epsilon})$. \square

9 Acknowledgements

The authors would like to thank S. Lorient who provided us with a software for computing the boundary of a union of balls.

10 Conclusion and future works

We have introduced the first notion of anisotropic curvature measure which is Hausdorff stable and applies to a large class of objects, including non manifold and non smooth sets as well as point clouds. Indeed, it is enough to require that some offset has a positive μ -reach, or, equivalently that the critical function of the set is greater than some positive number μ on some interval.

In light of these results, one can introduce a scale dependent variant of the normal cycle. We say that a compact set $K \subset \mathbb{R}^d$ satisfies the (P_α) property if its critical function is greater than some positive μ on an open interval containing $\alpha > 0$. For such K , we define the α -normal cycle as the rectifiable $(d-1)$ -current of $\mathbb{R}^d \times \mathbb{S}^{d-1}$, $N_\alpha(K) = F_{-\alpha\#}N(K)$. The effect of push-forward $F_{-\alpha\#}$ is to move the support of the normal cycle closer to K : in simple cases (but not in general) $N_\alpha(K)$ is equal to the normal cycle of the double offset $\overline{K_{\alpha,\alpha^c}}$. This current captures in some sense the curvature information at scale α and has two nice properties. First, it coincides with the usual normal cycle for sets with positive reach, more precisely, if a compact set K has a reach greater than α , then $N_\alpha(K) = N(K)$. Second it is Hausdorff stable, more precisely, if K satisfies (P_α) , then there are constants C and $\epsilon_0 > 0$ depending only on K such that if K' is a compact set such that $d_H(K, K') < \epsilon \leq \epsilon_0$ then $N_\alpha(K)$ and $N_\alpha(K')$ differ by less than $C\sqrt{\epsilon}$ in the so-called *flat norm* (see for example [29, 20] for a definition), which implies that the associated curvature measures are also $O(\sqrt{\epsilon})$ close.

We think of several possible future directions. First we think of extending our paradigm to the measure of higher order quantities such as torsion of curves or curvature derivatives. A possible track to define a stable measure for these higher order quantities is to integrate the gradient of a Gaussian function against the normal cycle: this would retrieve informations about the gradient of curvature measure. Associated stability results require more investigations.

Furthermore, although the practical setting is beyond the scope of this paper, we obtain promising results for the estimation of the curvature measures from a noisy point cloud sample and we expect potential applications in the context of point cloud modeling.

References

- [1] M. Berger, *Geometry II*, Translated from French, Springer Verlag, 1987.
- [2] F. Cazals and M. Pouget, Estimating differential quantities using polynomial fitting of osculating jets, SGP 2003: Proceedings of the 2003 Eurographics/ACM SIGGRAPH symposium on Geometry processing, pages 177–187, Aachen, Germany
- [3] A. Bernig and L. Bröcker, Courbures intrinsèques dans les catégories analytico-géométriques, *Annales de l'Institut Fourier* 53 (2003), 1897-1924.

-
- [4] R. Chaine, A Geometric Convection Approach of 3-D Reconstruction, Proceedings of the 1st Symposium on Geometry Processing, 218–229, 2003
 - [5] F. Chazal, D. Cohen -Steiner, A. Lieutier *Normal cone Approximation and Offset Shape Isotopy*. INRIA research report Number 6100. January 2007. To appear in Computational Geometry: Theory and Applications.
 - [6] F. Chazal and D. Cohen-Steiner and A. Lieutier, A Sampling Theory for Compacts in Euclidean Space, Proceedings of the 22nd ACM Symposium on Computational Geometry , 2006
 - [7] F. Chazal, D. Cohen -Steiner, A. Lieutier, B. Thibert *Shape Smoothing Using Double Offset*. Symposium on Solid and Physical Modeling (SPM) 2007: 183-192.
 - [8] F. Chazal, D. Cohen -Steiner, Q. Mérigot, *Stability of Boundary Measures*, INRIA's research report N 6219, June 2007.
 - [9] F. Chazal and Lieutier, The "Lambda-Medial Axis, Graphical Models, 67, 4, 2005, 304–331
 - [10] F. Chazal and A. Lieutier, Weak feature size and persistent homology: computing homology of solids in \mathbb{R}^n from noisy data samples., Symposium on Computational Geometry, Pisa, June, 2005, 255-262
 - [11] F. Chazal, A. Lieutier, J. Rossignac, OrthoMap: Homeomorphism-guaranteeing normal-projection map between surfaces, Proceedings of ACM Symp. on Solid and Physical Modeling 2005.
 - [12] J. Cheeger, Critical Points of Distance Functions and Applications to Geometry, Geometric Topology: recent developments, Montecatini Terme, 1990, Springer Lecture Notes, 1504, 1–38, 1991
 - [13] F.H. Clarke, Optimization and NonSmooth Analysis, 1983, Wiley-Interscience, Kluwer Academic
 - [14] D. Cohen Steiner, *Quelques problèmes liés à la discrétisation de surfaces*, thèse de l'école polytechnique, 2004.
 - [15] D. Cohen Steiner, J.M. Morvan, *Restricted Delaunay Triangulations and Normal Cycle*, SoCG 2003.
 - [16] D. Cohen-Steiner and J.-M. Morvan, *Second Fundamental Measure of Geometric Sets and Local Approximation of Curvatures*. Journal of Differential Geometry. Vol 74, n3, p 363-394.
 - [17] H. Edelsbrunner and Ernst P. Mücke, Three-Dimensional Alpha Shapes. ACM TRansactions on Graphics, Vol 13, n1, pp 43-72, 1994.
 - [18] The Union of Balls and its Dual Shape, H. Edelsbrunner. ACM Symp on comp. geom. 1993. pp218-231.
 - [19] H. Edelsbrunner, Surface reconstruction by wrapping finite point sets in space, in Ricky Pollack and Eli Goodman Festschrift, ed. B. Aronov, S. Basu, J. Pach and M. Sharir, 1996, Springer-Verlag

- [20] L. Fanghua, Y. Xiaoping, *Geometric Measure Theory: an introduction*, Science Press, third edition, 2002.
- [21] H. Federer, *Geometric Measure Theory*, Springer-Verlag, New York, 1983.
- [22] H. Federer, *Curvature measures*, Trans. Amer. Math. Soc **93** (1959) 418-491.
- [23] J. Fu, Curvature measure of subanalytic sets, Amer. J. Math. 116, (819-880).
- [24] J. Fu, Monge-Ampère functions, 1, Indiana Univ Math. J. 38 (1989), 745-771.
- [25] J. Giesen and M. John, The Flow Complex: A Data Structure for Geometric Modeling, Proc. 14th Annual ACM-SIAM Symposium on Discrete Algorithms (SODA), 285–294, 2003
- [26] K. Grove, *Critical Point Theory for Distance Functions*, Proc. of Symposia in Pure Mathematics, Vol 54, Part 3, 1993.
- [27] Kinematic and Crofton formulae of integral geometry: recent variants and extensions in Homenatge al professor Santaló i Sors, University of Girona, 2002, 51-80.
- [28] A. Lieutier, Any open bounded subset of \mathbb{R}^n has the same homotopy type as its medial axis, Computer-Aided Design, 36, 1029–1046, 2004, Elsevier
- [29] F. Morgan, *Geometric Measure Theory*, Acad. Press, INC, 1987.
- [30] F. Morgan, M. Ritor, *Geometric measure theory and the proof of the double bubble conjecture*, Global theory of minimal surfaces, 1-18, Clay Math. Proc., 2, Amer. Math. Soc., Providence, RI, 2005.
- [31] J.-M. Morvan, Generalized Curvatures. Geometry and Computing, Vol 2. Springer Verlag, 2008.
- [32] S. Petitjean, A survey of methods for recovering quadrics in triangle meshes, ACM Comput. Surv., Vol 34, 2, 2002, pages 211–262, <http://doi.acm.org/10.1145/508352.508354>.
- [33] J. Rataj and M. Zähle, *Curvatures and Currents for Unions of Sets with positive reach II*, Ann. Global Anal. Geom. **20** (2001) 1-21.
- [34] J. Rataj and M. Zähle, *Normal Cycles of Lipschitz Manifolds by approximation with parallel sets*, Diff. Geom. Appl. **19** (2003) 113-126.
- [35] J. Rataj and M. Zähle, *General Normal Cycles and Lipschitz Manifolds of Bounded Curvature*, Ann. Global Anal. Geom. **27** (2005) 135-156.
- [36] M. Spivak, Calculus on manifolds: A modern approach to classical theorems of advanced calculus, New York : W.A. Benjamin, 1965.



Centre de recherche INRIA Saclay – Île-de-France
Parc Orsay Université - ZAC des Vignes
4, rue Jacques Monod - 91893 Orsay Cedex (France)

Centre de recherche INRIA Bordeaux – Sud Ouest : Domaine Universitaire - 351, cours de la Libération - 33405 Talence Cedex
Centre de recherche INRIA Grenoble – Rhône-Alpes : 655, avenue de l'Europe - 38334 Montbonnot Saint-Ismier
Centre de recherche INRIA Lille – Nord Europe : Parc Scientifique de la Haute Borne - 40, avenue Halley - 59650 Villeneuve d'Ascq
Centre de recherche INRIA Nancy – Grand Est : LORIA, Technopôle de Nancy-Brabois - Campus scientifique
615, rue du Jardin Botanique - BP 101 - 54602 Villers-lès-Nancy Cedex
Centre de recherche INRIA Paris – Rocquencourt : Domaine de Voluceau - Rocquencourt - BP 105 - 78153 Le Chesnay Cedex
Centre de recherche INRIA Rennes – Bretagne Atlantique : IRISA, Campus universitaire de Beaulieu - 35042 Rennes Cedex
Centre de recherche INRIA Sophia Antipolis – Méditerranée : 2004, route des Lucioles - BP 93 - 06902 Sophia Antipolis Cedex

Éditeur
INRIA - Domaine de Voluceau - Rocquencourt, BP 105 - 78153 Le Chesnay Cedex (France)
<http://www.inria.fr>
ISSN 0249-6399



*R*apport
technique