

# Neutrino-less Double Beta Decay of $^{48}\text{Ca}$ studied by $\text{CaF}_2(\text{Eu})$ Scintillators

S. Umehara<sup>1</sup>, T. Kishimoto<sup>1</sup>, I. Ogawa<sup>1</sup>, R. Hazama<sup>2</sup>, H. Miyawaki<sup>1</sup>, S. Yoshida<sup>3</sup>, K. Matsuoka<sup>1</sup>, K. Kishimoto<sup>1</sup>, A. Katsuki<sup>1</sup>, H. Sakai<sup>1</sup>, D. Yokoyama<sup>1</sup>, K. Mukaida<sup>1</sup>, S. Tomii<sup>1</sup>, Y. Tatewaki<sup>1</sup>, T. Kobayashi<sup>1</sup>, and A. Yanagisawa<sup>1</sup>

<sup>1</sup>Graduate School of Science, Osaka University, Toyonaka, Osaka 560-0043, Japan

<sup>2</sup>Graduate School of Engineering, Hiroshima University, Higashi-Hiroshima, Hiroshima 739-8527, Japan

<sup>3</sup>Research Center for Neutrino Science, Tohoku University, Sendai, Miyagi 980-8578, Japan

We searched for the neutrino-less double beta decay ( $0\nu\beta\beta$ ) of  $^{48}\text{Ca}$  by using  $\text{CaF}_2(\text{Eu})$  scintillators. Analysis of their pulse shapes was effective to reduce backgrounds. No events are observed in the  $Q_{\beta\beta}$ -value region for the data of 3394 kg-days. It gives a lower limit (90% confidence level) of  $T_{1/2}^{0\nu\beta\beta} > 2.7 \times 10^{22}$  year for the half life of  $0\nu\beta\beta$  of  $^{48}\text{Ca}$ . Combined with our previous data for 1553 kg-days [1], we obtained more stringent limit of  $T_{1/2}^{0\nu\beta\beta} > 5.8 \times 10^{22}$  year.

$0\nu\beta\beta$  is acquiring great interest after the confirmation of neutrino oscillation [2, 3, 4] which demonstrated nonzero neutrino mass. Measurement of  $0\nu\beta\beta$  provides a test for the Majorana nature of neutrinos and gives an absolute scale of the effective neutrino mass. Many experiments have been carried out so far and many projects have been proposed. A recent review of  $0\nu\beta\beta$  experiments is presented elsewhere [5].

Among double beta decay nuclei,  $^{48}\text{Ca}$  has an advantage of the highest  $Q_{\beta\beta}$ -value (4.27 MeV). This large  $Q_{\beta\beta}$ -value gives a large phase-space factor to enhance the  $0\nu\beta\beta$  rate and the least contribution from natural background radiations in the energy region of the  $Q_{\beta\beta}$ -value. Therefore good signal to background ratio is ensured in the measurement of  $0\nu\beta\beta$ . However not many studies have been carried out so far [6, 7, 8, 9, 10], since the natural abundance of  $^{48}\text{Ca}$  is only 0.187 %.

We carried out the measurements of  $0\nu\beta\beta$  with  $\text{CaF}_2(\text{Eu})$  scintillators. We previously reported a lower limit (90 % confidence level) of  $1.4 \times 10^{22}$  year for the half life of  $0\nu\beta\beta$  of  $^{48}\text{Ca}$  [1]. The measurement employed the ELEGANT VI system at Oto Cosmo Observatory. We observed 0 event in the  $Q_{\beta\beta}$ -value region although expected background exceeded 1 event which limits our experimental sensitivity. In what follows we describe characteristics of our measurement to achieve further background reduction.

The ELEGANT VI system consists of three kinds of scintillation detectors. A  $\text{CaF}_2(\text{Eu})$  scintillator (45 mm cube) works as an active source-detector. We employed 23  $\text{CaF}_2(\text{Eu})$  scintillators, which contained 7.6 g of  $^{48}\text{Ca}$ .  $\text{CaF}_2(\text{pure})$  and  $\text{CsI}(\text{Tl})$  scintillators work as veto counters for  $\text{CaF}_2(\text{Eu})$ . Further details of the detector can be found in ref. [1].

A charge sensitive ADC (CSADC) and a flash ADC (FADC) recorded energy and pulse shape of  $\text{CaF}_2(\text{Eu})$  signals, respectively. The energy is obtained by summing the signals from two photomultiplier tubes (PMTs) for each  $\text{CaF}_2(\text{Eu})$ . The two signals were used for effective background reduction.

Each  $\text{CaF}_2(\text{Eu})$  scintillator was calibrated by  $\gamma$ -rays from  $^{137}\text{Cs}$  and  $\beta$ - and  $\alpha$ -rays from  $^{214}\text{Bi}$  and  $^{216}\text{Po}$  as internal contaminations. A standard  $\gamma$ -ray source of  $^{137}\text{Cs}$  was also used. Linearity has been confirmed in an energy range from 662 keV to 3.27 MeV and assumed to hold to up to the  $Q_{\beta\beta}$ -value. An energy resolution was measured by a peak width of the  $\alpha$ -rays from  $^{216}\text{Po}$ . The peak was clearly observed at 1.3 MeVee (electron equivalent energy). The energy resolution was assumed to be inversely proportional to square root of deposited energy in an energy region up to the  $Q_{\beta\beta}$ -value. This dependence has been confirmed up to 2.33 MeV by using  $0^+ \rightarrow 0^+$  transition in  $^{40}\text{Ca}$  for a  $\text{CaF}_2(\text{Eu})$  scintillator [1]. The extrapolated resolution was evaluated to be 4-6 % in FWHM depending on each  $\text{CaF}_2(\text{Eu})$  scintillator.

The ELEGANT VI system is able to strongly suppress backgrounds by the  $4\pi$  active shield and the large  $Q_{\beta\beta}$ -value of  $^{48}\text{Ca}$ . Only a few processes are conceivable as backgrounds [1]. The main background processes are due to pile-up events from Bi and Po nuclei which are radioactive contaminations in the  $\text{CaF}_2(\text{Eu})$  scintillators.

The pile-up events come from the following sequential decays;

- (a)  $^{212}\text{Bi}$  ( $Q_{\beta} = 2.25$  MeV)  $\xrightarrow{\beta}$   $^{212}\text{Po}$  ( $Q_{\alpha} = 8.95$  MeV,  $T_{1/2} = 0.299$   $\mu\text{sec}$ )  $\xrightarrow{\alpha}$   $^{208}\text{Pb}$  (Th-chain),
- (b)  $^{214}\text{Bi}$  ( $Q_{\beta} = 3.27$  MeV)  $\xrightarrow{\beta}$   $^{214}\text{Po}$  ( $Q_{\alpha} = 7.83$  MeV,  $T_{1/2} = 164$   $\mu\text{sec}$ )  $\xrightarrow{\alpha}$   $^{210}\text{Pb}$  (U-chain).

A typical pulse shape of the pile-up event is shown in FIG. 1. In particular, the sequential decay (a) is serious because  $^{212}\text{Po}$  has the half life of 0.3  $\mu\text{s}$  which is much shorter than the CSADC gate width of 4  $\mu\text{s}$  for the 1 $\mu\text{s}$  decay constant of  $\text{CaF}_2(\text{Eu})$  signal. As a consequence, the sequential decay (a) frequently becomes a pile-up event in the CSADC gate. The CSADC gives sum energy of  $\beta$ - and  $\alpha$ -rays, which is occasionally close to the  $Q_{\beta\beta}$ -value.

The pile-up events can be rejected by using pulse shape information. The 100 MHz FADC recorded the pulse shape in a time window of 10  $\mu\text{sec}$ , which is long enough for the  $\text{CaF}_2(\text{Eu})$  signal. In order to reduce data size, only a sum of 46 signals from 23  $\text{CaF}_2(\text{Eu})$  scintillators was recorded. An energy threshold for the FADC was 500 keV.

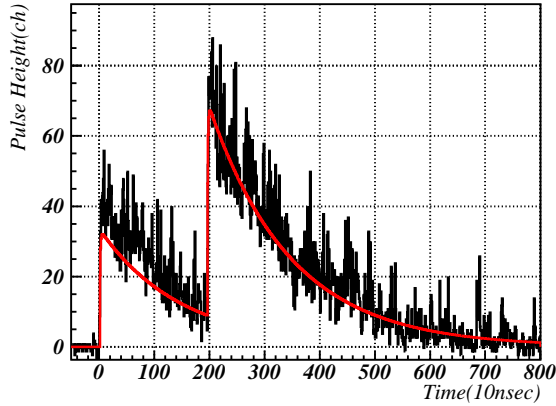


FIG. 1: A pulse shape of typical  $\beta$ - $\alpha$  sequential event observed by the FADC. A solid(thin) line represents pulse shape from the FADC (fitted pile-up event shape).

The criteria to select candidate events for  $0\nu\beta\beta$  are given as follows.

- (1) Single  $\text{CaF}_2(\text{Eu})$  scintillator fires.
- (2) No  $\text{CsI}(\text{Tl})$  scintillators fire.
- (3) Pulse shape analysis(PSA) tells that the events are not the pile-up events.

The criteria (1) and (2) are the same as those in the previous analysis [1]. The new criterion (3) is to realize further background reduction in this analysis.

PSA can identify the pile-up event when time difference of the two pulses is longer than a certain value. Rejection of the pile-up events is carried out by the following three procedures.

- (i) Preparation of reference pulse shape  $f_{ref}(t)$ .
- (ii) Identification of the pile-up events.
- (iii) Estimation of a rejection efficiency.

We describe each step in the followings.

(i) Reference pulse shape ( $f_{ref}^i(t)$ ) was obtained for each  $\text{CaF}_2(\text{Eu})$  scintillator where  $i$  stands for the scintillator number. Eq.(1) represents the pulse shape where both decay and rise are represented by exponential functions with time constants  $\tau_d^i$  and  $\tau_r^i$ , respectively.

$$\begin{aligned}
 f_{ref}^i(t) &= A \times (\exp(-t/\tau_d^i) - \exp(-t/\tau_r^i)) \quad (t \geq 0), \\
 &= 0 \quad (t < 0).
 \end{aligned}
 \tag{1}$$

Here  $A$  is a normalization parameter corresponding to energy. We fitted the shapes generated by summing up pulse shapes of events in an energy region from 1 MeV to 2 MeV where we can safely

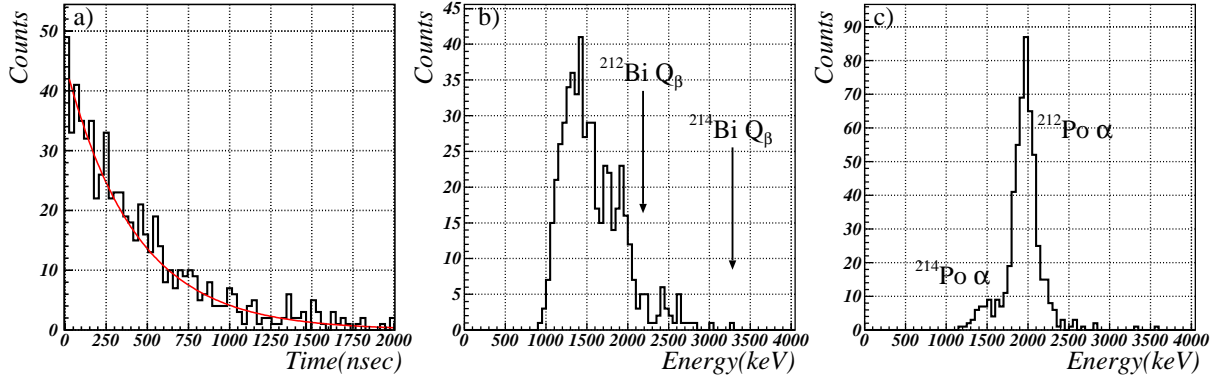


FIG. 2: Figure a) shows a typical  $\Delta t$  distribution obtained by applying PSA for events from 3 MeV to 4.5 MeV. A solid line corresponds to the best fit with half life of  $T_{1/2} = 296 \pm 10$  nsec. Figure b) shows an energy distribution of the prompt component for the events  $\Delta t > 30$  nsec in figure a).  $Q_\beta$ -values of  $\beta$  decays of  $^{212}\text{Bi}$  and  $^{214}\text{Bi}$  are indicated by arrows. Figure c) shows an energy distribution of the delayed component for the events  $\Delta t > 30$  nsec in figure a). The electron equivalent energies of  $\alpha$ -rays from  $^{212}\text{Po}$  and  $^{214}\text{Po}$  are 2.0 and 1.6 MeVee, respectively.

take that almost all of the events are due to single-pulse events. Obtained  $\tau_d^i$  ranged from 1230 to 1480 nsec for each scintillator. After fixing  $\tau_d^i$ ,  $\tau_r^i$  was obtained by averaging that for each event, since time jitter between events deteriorated sharp rise time.  $\tau_r^i$  was obtained as 6 - 8 nsec for each scintillator.

(ii) A fitting function  $f(t)$  for the pile-up event has a delayed component represented by  $f_{ref}(t - \Delta t)$

$$\begin{aligned}
 f(t) &= A_1 \times f_{ref}(t) + A_2 \times f_{ref}(t - \Delta t) \quad (t \geq \Delta t), \\
 &= A_1 \times f_{ref}(t) \quad (\Delta t \geq t \geq 0), \\
 &= 0 \quad (0 > t).
 \end{aligned} \tag{2}$$

Here  $A_1$  and  $A_2$  correspond to energies of prompt and delayed components, respectively. We measured pulse shapes of  $\beta$  and  $\alpha$  components and found that their difference is negligibly small for the present analysis. We evaluate  $\chi^2$  for a certain  $\Delta t$  by fitting  $f(t)$  to events above 3 MeV. We took  $\Delta t$  that gave the least  $\chi^2$ .

An obtained  $\Delta t$  distribution is shown in FIG. 2 a). The  $\Delta t$  distribution is well represented by an exponential decay. An obtained half life of  $296 \pm 10$  nsec is consistent with the half life of 299 nsec of  $^{212}\text{Bi}$ . The energy spectra of prompt and delayed components are shown in FIG. 2 b) and

TABLE I: A summary of measurements.

	Present measurement	Previous measurement [1]
Pulse shape information	yes	no
Observed events (counts)	0	0
Expected background events (counts)	0.70	1.30
Statistics (kg·day)	3394	1553
Half life ( $\times 10^{22}$ year)	2.7	1.4

c). One can see an end point of 2.2 MeV, which is consistent with  $^{212}\text{Bi}$   $\beta$  decay in the spectrum of the prompt component (FIG. 2 b)). A peak of  $\alpha$ -rays from  $^{212}\text{Po}$  is observed at 2.0 MeV in FIG. 2 c). These facts show that events above 3 MeV are due to the sequential decay (a).

(iii) We evaluated the rejection efficiency of the events from the sequential decay (a). The rejection efficiency depends on where a cut point on  $\Delta t$  is set. We set the cut point at 30 nsec. The rejection efficiency was obtained to be 90 % by analyzing software-generated events from the sequential decay (a). The rejection may introduce inefficiency for the single-pulse events due to misidentification. It is found to be negligible for the present cut point.

A selection of candidate events was made for 3394 kg·days of data as described above. The energy spectrum is shown in FIG. 3. One finds that the event rate is reduced by one order-of-magnitude by requiring PSA. As the result, we observe no events in a  $0\nu\beta\beta$  window of 4.17 - 4.37 MeV.

Estimation of a background rate is needed to derive the half life of  $0\nu\beta\beta$ . We know a contribution from the radioactive contaminations in the scintillators gives dominant background, which is estimated by a Monte Carlo simulation [11]. Radioactivities in the  $\text{CaF}_2(\text{Eu})$  scintillators were 0.11 mBq/kg and 1.20 mBq/kg on average for  $^{220}\text{Rn}(\text{Th-chain})$  and  $^{214}\text{Bi}(\text{U-chain})$ , respectively. The radioactivities in each  $\text{CaF}_2(\text{Eu})$  have been listed in ref. [1]. From the simulation using the measured radioactivities and the background rejection efficiency, we estimated the background rate in the  $0\nu\beta\beta$  window to be 0.70 events/3394 kg·day as given in TABLE I. A contribution from two neutrino double beta decay ( $2\nu\beta\beta$ ) is found to be negligible from the life time published elsewhere [9, 10, 12].

The detection efficiency which includes the acceptance efficiency of PSA was evaluated by a Monte Carlo simulation. The efficiency was estimated to be 53 % for the  $0\nu\beta\beta$  window. It is dominantly determined by the probability that two electrons from  $0\nu\beta\beta$  are fully contained in a

single  $\text{CaF}_2(\text{Eu})$ .

Here we discuss systematic errors. They are mainly from the uncertainties in the estimation of following three items. 1) Uncertainty on absolute energy calibration and gain stability may obscure the  $0\nu\beta\beta$  window. We found it to be less than 1 %. 2) Uncertainty on PSA efficiencies was estimated to be 3 %. 3) Uncertainty on radioactivities in the  $\text{CaF}_2(\text{Eu})$  scintillators may change the estimation of backgrounds. It was estimated to be 3 %. Uncertainty 1) has no effect, since we still have no event even though we have the energy calibration off by 1 %. Uncertainties 2) and 3) are much smaller than statistical error. We thus do not take them into account in deriving the half life.

Following a procedure in ref. [13], we derive a lower limit at the 90 % confidence level (C.L.) on the half life to be  $T_{1/2}^{0\nu\beta\beta} > 2.7 \times 10^{22}$  year. The previous measurement employed essentially the same apparatus except for the FADC and observed no events in the  $0\nu\beta\beta$  window for 1553 kg-days [1] as given in TABLE I. We combined these results to give more stringent limit. Considering with 2.0 events of expected backgrounds, a combined lower limit with the 90 % C.L. is  $T_{1/2}^{0\nu\beta\beta} > 5.8 \times 10^{22}$  year which is the most stringent limit of  $0\nu\beta\beta$  of  $^{48}\text{Ca}$ . The half life leads to an upper limit on the effective Majorana neutrino mass  $\langle m_\nu \rangle < (3.5 - 22)$  eV (90 % C.L.), using the nuclear matrix elements given in refs. [14, 15]. We present an experimental sensitivity since the number of observed events is fewer than that of the expected backgrounds. The sensitivity with the 90 % C.L. is  $1.8 \times 10^{22}$  year for the combined measurement.

We have studied  $0\nu\beta\beta$  of  $^{48}\text{Ca}$  by using the ELEGANT VI system, which realized an effective background reduction of radiations from outside the system. The FADC achieved a reduction of the backgrounds inside the system. The lower limit for the half life of  $0\nu\beta\beta$  of  $^{48}\text{Ca}$  was obtained as  $T_{1/2}^{0\nu\beta\beta} > 2.7 \times 10^{22}$  year (90 % C.L.). The further stringent lower limit of  $5.8 \times 10^{22}$  year (90 % C.L.) was obtained by combining with the previous measurement.

One has to prepare large amount of source material to sense the mass region suggested by the oscillation experiments. Although the  $4\pi$  active shield and the pulse shape analysis are shown to be effective to realize the background-free measurement, the ELEGANT VI system is not suitable to scale up. These techniques are applied to the detector system CANDLES [16, 17, 18, 19, 20, 21, 22], which realizes large scalability of the detector size.

This work was supported by KAKENHI No. 06452030, 10640269, 1404485, 14204026, 15340074, 17104003, 18340062 and 18740150. The works of R.H., H.M. and S.Y. were partly supported by JSPS Research Fellowships for Young Scientists.

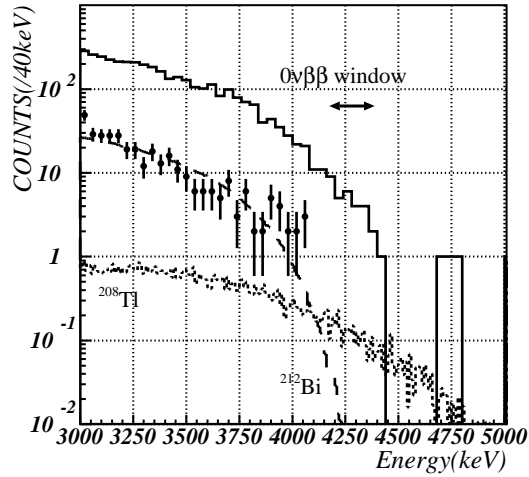


FIG. 3: Energy spectra are shown together with the expected background spectra. Filled circles represent an experimental data with PSA. No events are seen in the  $0\nu\beta\beta$  window. A solid line represents a spectrum without PSA. A dashed line and a dotted line correspond to the expected backgrounds after PSA from  $^{212}\text{Bi}$  and  $^{208}\text{Tl}$ , respectively. Backgrounds from  $^{214}\text{Bi}$  are negligible in this measurement, because the pile-up events from  $^{214}\text{Bi}$  were effectively rejected by PSA.

- 
- [1] I. Ogawa et al., Nucl. Phys. **A730**, 215 (2004).
  - [2] S. Fukuda et al. (Super-Kamiokande), Phys. Rev. Lett. **86**, 5651 (2001).
  - [3] Q. R. Ahmad et al. (SNO), Phys. Rev. Lett. **89**, 011301 (2002).
  - [4] T. Araki et al. (KamLAND), Phys. Rev. Lett. **94**, 081801 (2005).
  - [5] F. T. Avignone III, S. R. Elliott, and J. Engel, Rev. Mod. Phys. **80**, 481 (2008).
  - [6] E. der Mateosian and M. Goldhaber, Phys. Rev. **146**, 810 (1966).
  - [7] R. Bardin et al., Nucl. Phys. A **158**, 337 (1970).
  - [8] K. You et al., Phys. Lett. **B265**, 53 (1991).
  - [9] V. B. Brudanin et al., Phys. Lett. **B495**, 63 (2000).
  - [10] A. S. Barabash (NEMO) (2008), arXiv:nucl-ex/0807.2336.
  - [11] GEANT: CERN Program Library Long Writeup W5013 (1994).
  - [12] A. Balysh et al., Phys. Rev. Lett. **77**, 5186 (1996).
  - [13] G. J. Feldman and R. D. Cousins, Phys. Rev. **D57**, 3873 (1998).
  - [14] J. Suhonen and O. Civitarese, Phys. Rept. **300**, 123 (1998).
  - [15] E. Caurier, J. Menéndez, F. Nowacki, and A. Poves, Phys. Rev. Lett. **100**, 052503 (2008).

- [16] T. Kishimoto et al., in *Proc. of 4th Workshop on Neutrino Oscillations and their Origin* (2003), p. 338.
- [17] S. Yoshida et al., *Nucl. Phys. Proc. Suppl.* **138**, 214 (2005).
- [18] I. Ogawa et al., in *Proc. of International Workshop on Neutrino Oscillations and their Origin* (2004), p. 260.
- [19] T. Kishimoto et al., *AIP Conf. Proc.* **785**, 104 (2005).
- [20] S. Umehara et al., *Journal of Physics Conference Series* **39**, 356 (2006).
- [21] I. Ogawa et al., in *Proc. of International Nuclear Physics Conference* (2007), vol. 2, p. 24.
- [22] Y. Hirano et al., *Journal of Physics Conference Series* **120**, 052053 (2008).