

Precision charm physics, m_c and α_s from lattice QCD

C. T. H. Davies*, E. Gregory, I. Kendall, C. McNeile

Dept. of Physics and Astronomy, University of Glasgow, Glasgow, UK

G. P. Lepage†

LEPP, Cornell University, Ithaca, NY, USA

I. Allison, R. Woloshyn

TRIUMF, 4004 Wesbrook Mall, Vancouver, BC, Canada

E. Dalgic, H. Trottier

Simon Fraser University, Vancouver, BC, Canada

E. Follana

Departamento de Fisica Teorica, Universidad de Zaragoza, Zaragoza, Spain

R. Horgan

DAMTP, CMS, University of Cambridge, Cambridge, UK

K. Hornbostel

Southern Methodist University, Dallas, TX, USA

J. Shigemitsu

Physics Department, The Ohio State University, Columbus, OH, USA

HPQCD collaboration‡

We present an update of results from the HPQCD collaboration on charm physics using the Highly Improved Staggered Quark action. This includes a precise determination of m_c using moments of current-current correlators combined with high-order continuum QCD perturbation theory. We also include an update on the determination of α_s from lattice QCD, preliminary results on the determination of m_b and a summary plot of the status of the gold-plated meson spectrum. There is an appendix on tackling systematic errors in fitting using the Bayesian approach.

The XXVI International Symposium on Lattice Field Theory

July 14-19 2008

Williamsburg, Virginia, USA

*Speaker, email: c.davies@physics.gla.ac.uk

†Speaker, email: g.p.lepage@cornell.edu

‡<http://www.physics.gla.ac.uk/HPQCD>

1. Introduction

Lattice QCD is now established as a precision tool for calculations of the properties of ‘gold-plated’ hadrons. This enables us to test QCD at a much more stringent level than is possible for ‘QCD-inspired’ models and is a necessary prerequisite to trust lattice QCD in more speculative calculations. It also enables us to determine accurately the parameters of the Standard Model related to quarks, including quark masses, the strong coupling constant and elements of the CKM matrix.

Recently it has become possible to handle charm quarks accurately in lattice QCD using the Highly Improved Staggered Quark (HISQ) action [1] and this adds an additional new dimension to this programme. Since charm quarks straddle the region between light quark physics and heavy quark physics, special care must be taken. With the HISQ action charm quarks are treated in the same way as light quarks and this has a number of advantages, discussed below. Our recent results on charm-light decay constants [2] show the power of this approach with results of comparable accuracy to those from light-light decay constants. Further results in charm physics are described in Section 2 and then a new method for determining the charm quark mass (to 1%) using our results. Preliminary results on the determination of m_b using the same method along with numerical results with the NRQCD action for b quarks are also given. An update on the determination of α_s from Wilson loops completes section 3. The conclusions includes a summary plot of the current status of the gold-plated meson spectrum from lattice QCD. All of these results use Bayesian methods to allow a unified treatment of systematic errors from unknown higher order terms in fitting functions. Ignoring these terms clearly underestimates their effect; including them enables much more robust extrapolations and error estimates. How to do this is described in the Appendix.

2. Charm physics with HISQ quarks

Charm quarks are heavy, but not very heavy, and this makes a lattice QCD approach to them difficult. A heavy quark treatment effectively removes the mass as a dynamical scale, and thereby the discretisation errors linked to it. A light quark treatment allows the determination of the mass from the energy at zero momentum and, given an action with enough chiral symmetry, conserved currents that do not need renormalisation. As lattices become finer and finer, the charm quark mass in lattice units becomes smaller and the advantages of treating charm quarks as light relativistic quarks become more apparent. For example, on the MILC superfine ensemble ($a \approx 0.06\text{fm}$) $m_c a$ is around 0.3, which is clearly much less than 1. The key issue is that of discretisation errors. These will appear as powers of $m_c a$ and can be extrapolated away, given results at enough values of a . However, if they are large i.e. low powers of $m_c a$ are present, so that a large extrapolation is necessary, they will cause significant errors in the extrapolated result. For a value of $m_c a = 0.4$, tree-level errors at $(m_c a)^2$ could cause a 20% error and $\alpha_s(m_c a)^2$ a 6% error. It is therefore very important to use a highly improved action, in which these terms are removed, for an accurate continuum extrapolation.

The HISQ action has been developed with exactly these issues in mind. It includes a further application of the ‘Fat7’ type gluon-link smearing beyond that used in the improved staggered (asqtad) action. As for that action it includes the improvement of the derivative using the Naik 3-

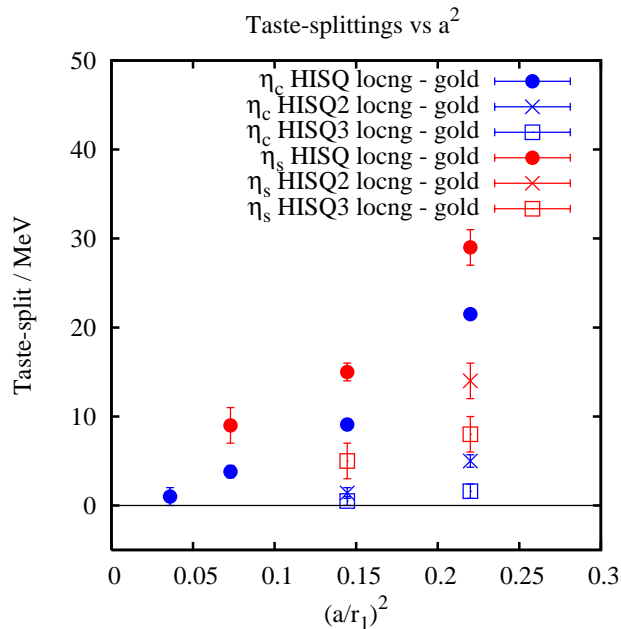


Figure 1: The difference in mass between the goldstone pseudoscalar and the next lightest taste, which is the local nongoldstone generated from the local temporal axial current for $s\bar{s}$ (η_s) and $c\bar{c}$ (η_c) and a variety of staggered actions. HISQ is the Highly Improved Staggered Quark action and HISQ2 and HISQ3 include one or two further levels of Fat7 smearing and associated reunitarisation and adjustment of the Lepage discretisation correction.

link term which removes tree-level a^2 errors. For charm quarks the coefficient of the Naik term is further tuned nonperturbatively in HISQ to give 1 as the value for the ‘speed of light’. This removes the leading (in terms of the velocity of the charm quark inside the meson) terms at $\alpha_s(m_c a)^2$ and $(m_c a)^4$. Further details are given in [1].

The HISQ action is a staggered action and so has multiple ‘tastes’ of quarks and mesons made from them, whose differences vanish as $a \rightarrow 0$. One test of potential discretisation errors from ‘taste-changing’ effects is to study the mass splittings between different tastes of pseudoscalar meson. These effects show up there and are very small elsewhere in the spectrum. Figure 1 shows the splitting between the ‘goldstone’ η_c and η_s and the next lightest meson (which is made with the local temporal axial current) as a function of lattice spacing. The taste-splitting is smaller for charmonium than for strange-onium because the mass is heavier and both are clearly falling rapidly with a^2 . We also show the taste-splittings with actions called ‘HISQ2’ and ‘HISQ3’ in which further applications of the Fat7 smearing are made. It is clear that the taste-splittings can be reduced to negligible levels, even on quite coarse lattices, with this procedure.

The HISQ action has enough chiral symmetry for conserved vector and partially conserved axial vector currents so that matrix elements can be calculated on the lattice with no need for renormalisation. This removes a major source of systematic error. The HISQ action is also numerically very fast and so accurate results can be obtained quickly using variance reduction techniques such as the ‘random wall’ previously used for light quarks [3]. We fit correlators using a Bayesian multi-exponential approach [2] taking account of oscillating states for the charm-light case (they are not

present for charmonium). The appendix describes the Bayesian approach in general terms. The form for the fitting function including normal (even) and oscillating (odd) states is

$$G(t) = \sum_n c_n (-1)^n (e^{-M_n t} + e^{-M_n(T-t)}) \quad (2.1)$$

We generally take our ground state energies and amplitudes from fits that include 4 normal (and 4 oscillating if appropriate) exponentials. By this stage the fit results and errors are stable as a function of the number of exponentials, so it is irrelevant if more are added.

We have tuned the charm quark mass in the HISQ action using the goldstone η_c mass on very coarse, coarse and fine MILC ensembles including 2+1 flavors of sea quarks with the asqtad action and various light quark masses. The scale is determined using MILC r_1/a values [4] and taking $r_1 = 0.321$ fm [5]. We will also include here in some plots preliminary results from the MILC superfine (0.0036/0.018) ensemble. By combining HISQ charm quark propagators with light valence HISQ quarks we obtained accurate results for the mass of the D and D_s mesons in [2]. These masses have no free parameters because m_c was already tuned from the η_c and they provide a very strong test that charmonium and charm-light physics is handled simultaneously correctly in lattice QCD. Thinking of charm quarks as heavy quarks makes this a non-trivial test, not met by any continuum model of these systems.

Our results for the D and D_s decay constants, made in 2007, have caused a lot of interest this year following new results from CLEO-c [6, 7]. We calculate the decay constant from the matrix element of the partially conserved axial current in the standard way used for f_π and f_K . Discretisation errors are somewhat larger for D/D_s than for π/K but clearly still under good control and extrapolation to the continuum limit from 3 values of the lattice spacing gives a 2% accurate result. Again we use Bayesian methods for a combined chiral and continuum extrapolation as described in the appendix. For D mesons the chiral extrapolation is significant; for D_s mesons there is very little physical sea quark mass dependence, as expected. The decay constant is the quantity calculable in QCD that parameterises the annihilation rate of charged pseudoscalars to W bosons and thereby to leptons. Experimentalists can then also determine decay constants from the decay rate to leptons given a value for the appropriate CKM element from elsewhere. CLEO-c do this for the D and D_s mesons (measuring the rate either to $\mu\nu$ or to $\tau\nu$ and applying a small correction for electromagnetic effects) using $V_{cs} = V_{ud}$ and $V_{cd} = V_{us}$. Their new value for f_D agrees well with our predicted result, their value for f_{D_s} disagrees at the level of 3σ where σ is dominated by the experimental error coming from limited statistics.

Figure 2 shows a compilation of lattice results for the decay constants, including an update from FNAL/MILC [8] and a new value from $n_f = 2$ calculations by ETMC [9]. Also included are the new results from CLEO-c this year [6, 7], and older results on f_{D_s} from BaBar [10] and Belle [11]. There is clearly tension between the lattice results for f_{D_s} and the experimental ones. This is the first time that lattice QCD has disagreed with experiment on a gold-plated quantity, and over 15 such quantities have now been calculated accurately, for examples see figure 7. It could be a harbinger of new physics [12]. At the very least it requires everyone to check their results and errors thoroughly.

To this end, as well as running at a fourth superfine lattice spacing, we have been examining other gold-plated quantities in charm physics calculable using the HISQ action. Figure 3 shows a

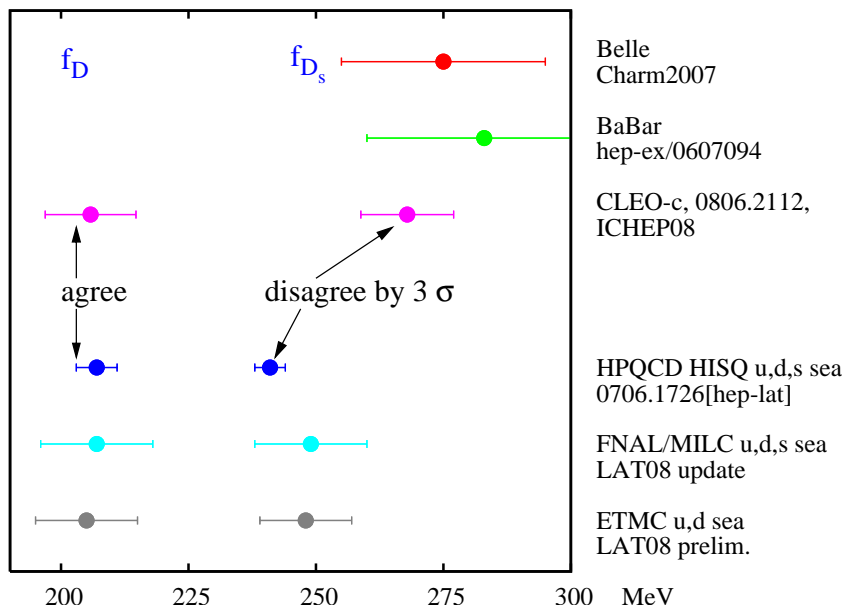


Figure 2: A comparison of lattice results for the D and D_s decay constant and experimental results obtained from the leptonic decay rate using CKM elements V_{cs} and V_{cd} from elsewhere. The FNAL/MILC results have been updated this year by [8] and the ETMC results are new and described in [9]. They include only 2 flavours of sea quarks, so are not directly comparable to the results above. There is agreement between lattice and experiment for f_D , but not for f_{D_s} .

calculation of the decay constant of two vector mesons, the ψ and the ϕ . The decay constant can be extracted from the experimental leptonic width using

$$\Gamma = \frac{4\pi}{3} \alpha_{QED}^2 e_Q^2 \frac{f_V^2}{m_V} \quad (2.2)$$

We compare results using different tastes of vector meson, ‘local’ and (taste-singlet) ‘1-link’. Neither is the conserved current and so the lattice results had to be renormalised to compare to experiment. For the charmonium case this was done ‘nonperturbatively’ (i.e. using only continuum perturbation theory and not lattice perturbation theory) making use of current-current correlators as described in the next section. For the ϕ the renormalisation was done using 1-loop lattice perturbation theory, which apparently has small coefficients in the HISQ case. Agreement with experiment is clear, work is ongoing on the error budget.

3. Determination of m_c , m_b and α_s

The accurate determination of quark masses is important for several continuum QCD calculations. This is particularly true of the b and c quark masses whose uncertainty strongly affects the determination, for example, of V_{ub} from inclusive $B \rightarrow \pi$ decays. The limitation on this determination from standard lattice QCD methods is often the matching from the lattice bare mass to a continuum scheme such as \overline{MS} . If lattice perturbation theory is used, a 2-loop determination of the

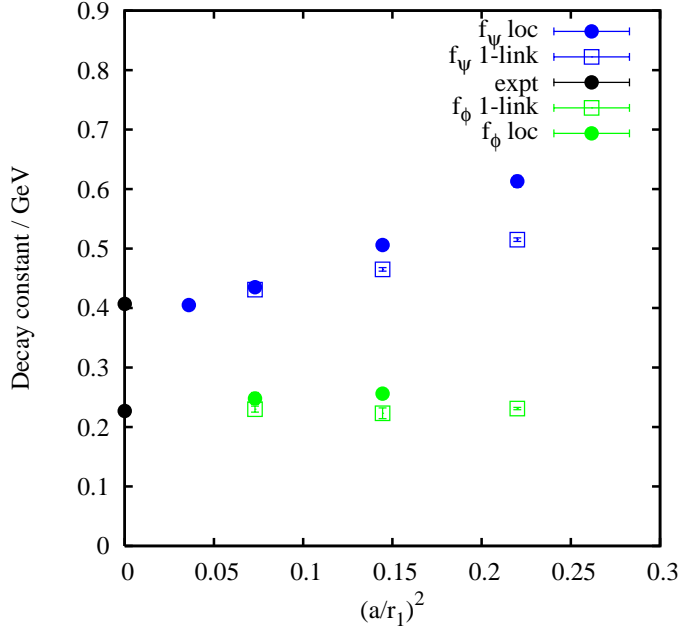


Figure 3: Results for the decay constant for the vector $c\bar{c}$ (J/ψ) and $s\bar{s}$ (ϕ) using currents of different taste. The ψ case is renormalised ‘nonperturbatively’ using results from the comparison of the correlators to continuum perturbation theory. The ϕ case is renormalised using one-loop lattice QCD perturbation theory (no error is included for unknown higher orders in the renormalisation in this plot because such an error is correlated between the points at different lattice spacing). No dependence on the light sea quark mass is seen in either of these quantities, as expected.

matching factor must be done and this is hard. Nevertheless encouraging results can be obtained in the case of the charm quark using the HISQ action [13].

Here we describe a new method which takes a very different approach. It requires a comparison of the continuum extrapolation of zero-momentum lattice charmonium correlators to high order continuum QCD perturbation theory, and the work was done in collaboration with Chetyrkin, Kühn, Steinhauser and Sturm who performed the continuum calculations [14]. The comparison is done through the n th ‘time-moments’ of the correlators (defined below) which can be related to n th derivatives with respect to q_0 , evaluated at $q^2 = 0$, of the polarisation function of an external current coupled to a heavy quark loop. This latter quantity is calculable in continuum perturbation theory, provided that n is not too large. Our results are most accurate for the goldstone pseudoscalar (η_c) correlator. We can simply multiply by the square of the bare charm mass to define an ultra-violet finite unrenormalised (because of the PCAC relation) current-current correlator:

$$G(t) \equiv a^6 \sum_{\vec{x}} (am_{0,c})^2 \langle 0 | j_5(\vec{x}, t) j_5(0, 0) | 0 \rangle \quad (3.1)$$

and calculate time-moments as:

$$G_n = \sum_t (t/a)^n G(t). \quad (3.2)$$

Here t goes from $-T/2$ to $+T/2$ on the lattice. The comparison to the continuum then becomes

$$G_n(a=0) = \frac{g_n(\overline{\alpha_{\overline{MS}}}(\mu), \mu/m_c)}{(am_c(\mu))^{n-4}}. \quad (3.3)$$

where g_n is known through third-order in α_s for low values of n (4, 6 and 8). The approach to the continuum limit is improved if tree level discretisation errors are removed. This is done by dividing by the tree level result on both sides of eq 3.3. The tree level lattice result is simply obtained by calculating in the free case. Tuning errors in m_c and scale setting errors are also ameliorated by multiplying by factors of the lattice η_c mass. Then the continuum extrapolation is actually done for

$$R_n \equiv \frac{am_{\eta_c}}{2am_{pole,c}^{(0)}} \left(\frac{G_n}{G_n^{(0)}} \right)^{1/(n-4)} \quad (3.4)$$

for $n \geq 6$. For $n = 4$ there are no factors of m_c in eq. 3.3, so we cannot use this to obtain m_c , but α_s can be determined as described below. Extrapolation of the reduced time-moments, R_n , to the continuum limit again uses Bayesian methods (see appendix):

$$R_n(a) = R_n(0)(1 + c_1\alpha_s(am_c)^2 + c_2\alpha_s(am_c)^4 + c_3\alpha_s(am_c)^6 + \dots) \quad (3.5)$$

We also include dependence on the sea quark masses which has negligible effect and is omitted here for clarity. Having 4 values of the lattice spacing from 0.06fm (MILC superfine) to 0.15fm (MILC very coarse) enables a very accurate continuum result to be obtained. The ratio of m_c to the experimental η_c mass is determined for different values of n using:

$$R_n = \frac{r_n(\overline{\alpha_{\overline{MS}}}, \mu/m_c)}{2m_c(\mu)/m_{\eta_c}} \quad (3.6)$$

where r_n is g_n from eq. 3.3 divided by the continuum tree level result. A 1% final error is obtained by averaging results from $n = 6$ and $n = 8$. The error is dominated by uncertainties in the scale setting and in the perturbation theory. Further details are given in [14], which includes also determinations of m_c from temporal axial and vector currents and a full error budget. Figure 4, from [14], summarises the results. Our final number is $m_c(3\text{GeV}) = 0.986(10)\text{GeV}$. This method has been previously applied [15] to determine m_c to 1% using experimental data on $R(e^+e^- \rightarrow \text{hadrons})$. The continuum result is $m_c(3\text{GeV}) = 0.986(13)\text{GeV}$. The fact that the lattice and continuum determinations of m_c agree at this level of precision is a strong statement about how well we can handle charm quarks in lattice QCD using the HISQ action.

Another application of these techniques is for the ‘non-perturbative’ determination of renormalisation factors for the cases where a nonconserved current is used in the correlator. Different moments have the same Z factors, but different powers of m_c appear. It is therefore possible, by taking ratios of adjacent moments to appropriate powers, to isolate Z . These factors were used in the calculation of the leptonic width of the ψ above.

Since the 4th moment has no powers of m_c it is possible to relate its continuum extrapolation directly to a perturbative expression and use this to determine α_s . We can do this also, but less accurately, for the ratios of powers of the 6th and 8th moments chosen to cancel powers of m_c . The value we obtain in the \overline{MS} scheme is $\alpha_s(M_Z) = 0.1174(12)$, in good agreement with other determinations. More details are given in [14].

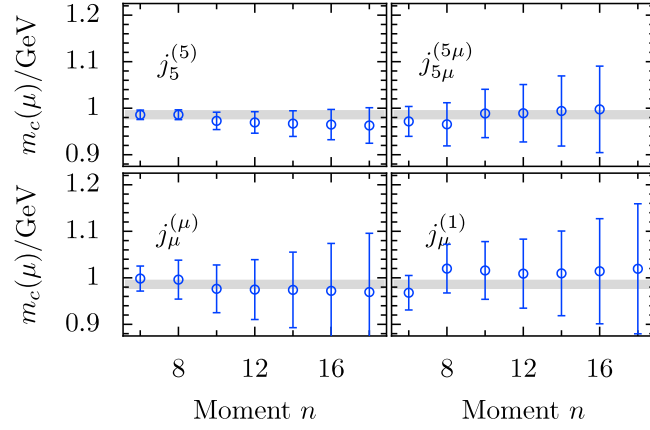


Figure 4: $m_c(\mu)$ for $\mu = 3$ GeV and $n_f = 4$ flavours, from different moments of correlators built from four different lattice operators. Top left is the local (goldstone) pseudoscalar, top right the local temporal axial vector and bottom left and right are the ‘1-link’ vector and local vector respectively. The grey band is 0.986(10) GeV, which comes from the first two moments of the local pseudoscalar.

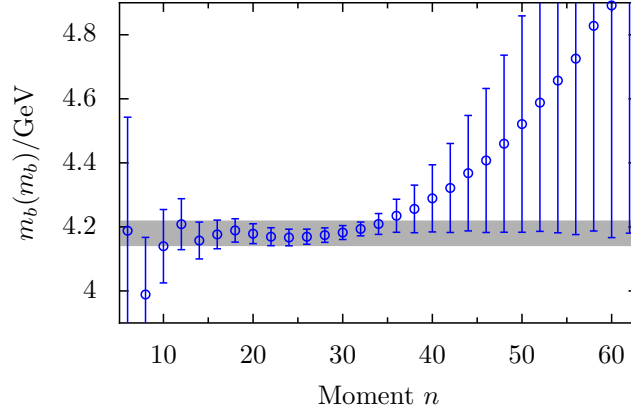


Figure 5: Results for m_b is the \overline{MS} scheme at its own scale obtained from moments of vector (Υ) current-current correlators in lattice NRQCD matched to continuum perturbation theory as described in the text. The shaded band is 4.18(4) GeV. At small n the errors are dominated by relativistic and discretisation errors and at large n by nonperturbative uncertainties.

The method of moments of current-current correlators can also be applied to extract m_b from Υ and η_b correlators using NRQCD b quarks on the MILC configurations [16]. Now there is no conserved current in the annihilation channel and so ratios of moments must be taken to eliminate the factors of Z . Moments for small values of n suffer from discretisation and relativistic corrections, but the region of validity of the perturbative calculation extends to larger values of n . A tree level analysis of lattice results, compared to tree level full QCD, is useful in understanding the systematic errors. Figure 5 shows preliminary results for m_b from Υ correlators. It seems likely that we can achieve a 1-2% result for m_b from this method. Work is ongoing.

Because the HISQ action is an appropriate action for light quarks too, we can take advantage of cancellations of systematic errors in ratios of charm quantities to light ones. This allows us to

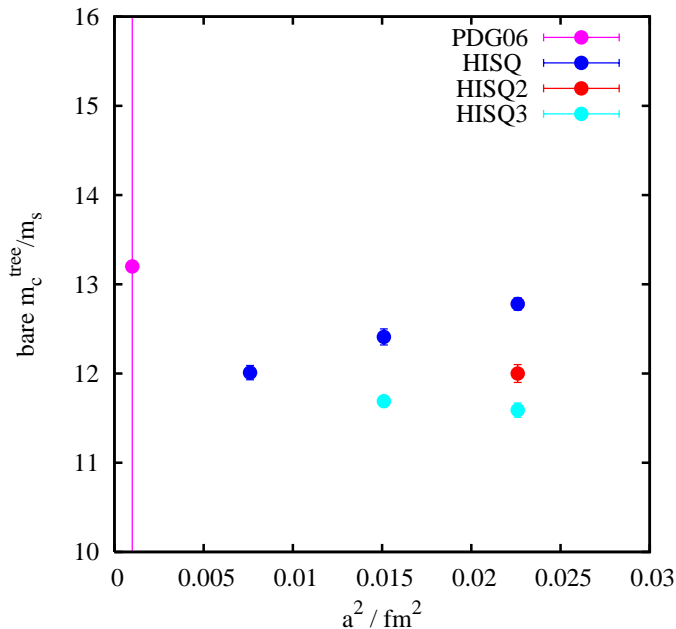


Figure 6: The ratio of the bare lattice charm quark mass (taken as the tree level pole mass [1]) to the bare lattice strange quark mass using the HISQ action and variants on it. HISQ2 (double hisq) and HISQ3 (treble hisq) are described in the text. Matching factors to the continuum \overline{MS} masses cancel in this ratio and allow an accurate m_s to be determined.

leverage accuracy in light quark quantities from our charm results (and is therefore, it turns out, a very useful alternative to the more traditional approach of using the same action for charm and bottom and leveraging accuracy in bottom physics from charm [8])

Figure 6 shows the ratio of the charm quark mass to the strange, obtained with HISQ, HISQ2 and HISQ3 actions on the MILC configurations. The matching to the \overline{MS} scheme cancels in this ratio, when extrapolated to $a = 0$. We are in the process of using this for an alternative accurate determination of m_s . There are clear discretisation errors in the ratio in the HISQ case and these are significantly reduced with the more highly smeared actions. Again work on this is ongoing.

Finally, we give an update to the determination of α_s from lattice QCD using the perturbative expansion of 22 small Wilson loops or loop ratios [17]. This is improved from our previous determination [18] in a number of ways and obtains a result which is slightly more accurate and 1σ higher at 0.1184(9). Our new result includes determination from 5 values of the lattice spacing (adding the MILC superfine and very coarse) and makes use of the MILC r_1/a values to fix the ratios of lattice spacings between different ensembles more accurately. We have also fitted the nonperturbative chiral corrections, ie. the light sea quark mass dependence of the logs of the Wilson loops. This is a small effect but certainly required by the data when using results at multiple sea quark masses and lattice spacing values. The formula for the log of a small Wilson loop then becomes

$$\log(W) = \sum_{n,m} c_n \alpha_V^n(d/a) (1 + c_m a(2m_l + m_s) + \dots). \quad (3.7)$$

The measured ensemble average value on the MILC ensembles is inserted on the left and the equa-

tion inverted to obtain $\alpha_V(d/a)$. The scale for α , d/a is set using the BLM prescription, modified where necessary [19]. c_1 , c_2 and c_3 are known from the numerical evaluation of Feynman diagrams in lattice QCD perturbation theory, $c_4 \dots c_{10}$ are constrained from our Bayesian analysis (see appendix) which fits results for a particular $\log(W)$ from the 5 different lattice spacings using a common α_V , which runs perturbatively between the different scales. We are able to constrain the higher order terms somewhat more accurately than in our previous calculation because of having the additional superfine results, and these are largely responsible for the shift upwards of our number. The inclusion of unknown higher order terms is necessary for an accurate analysis, and the Bayesian approach allows us both to parameterise our uncertainty about them as well as allowing the data to constrain them where it can. They give sizeable corrections and without them a poor fit would be obtained across the multiple lattice spacings. The Bayesian fit also allows us to include uncertainties in the scale (both statistical and systematic) and analyse the effect of gluon condensates of various kinds. Further details are given in [17]. See also [20] for a somewhat different analysis of the perturbation theory for a subset of the Wilson loops and which gives a result in good agreement.

Note the difference in methodology between the two determinations of α_s that we give here. The first (moments of current-current correlators) uses a quantity which is defined in the continuum and has lattice artefact (discretisation) errors which must be extrapolated away before being compared with continuum perturbation theory. The second (small Wilson loops) uses a quantity defined on the lattice and calculated in lattice perturbation theory which includes all lattice artefacts, order by order in α_V . Discretisation errors only enter here through the presence of such errors in the quantity used for scale setting in the scale for α_V . The second method then has an advantage provided that lattice perturbation theory can be done to high enough order, and our errors reflect this.

4. Conclusions

Precision lattice QCD calculations continue to produce valuable results, building on [21], and we give new examples here. With the advent of the HISQ action, charm physics has become an excellent testing ground for lattice QCD and QCD. The accuracy of b physics now needs to be improved to the same level and work on this is ongoing [22]. Figure 7 shows the current status of the gold-plated meson spectrum from HPQCD calculations.

References

- [1] E. Follana *et al*, HPQCD collaboration, Phys. Rev. D**75**:054502 (2007) [hep-lat/0610092].
- [2] E. Follana, C. T. H. Davies, G. P. Lepage and J. Shigemitsu, HPQCD collaboration, Phys. Rev. Lett. **100**:062002 (2008) arXiv:i0706.1726[hep-lat].
- [3] C. Aubin *et al*, MILC collaboration, Phys. Rev. D**70**:114501 (2004), [hep-lat/0407028].
- [4] C. Aubin *et al*, MILC collaboration, Phys. Rev. D**70**:094505 (2004), [hep-lat/0402030].
- [5] A. Gray *et al*, HPQCD collaboration, Phys. Rev. D**72**:094507 (2005) [hep-lat/0507013].

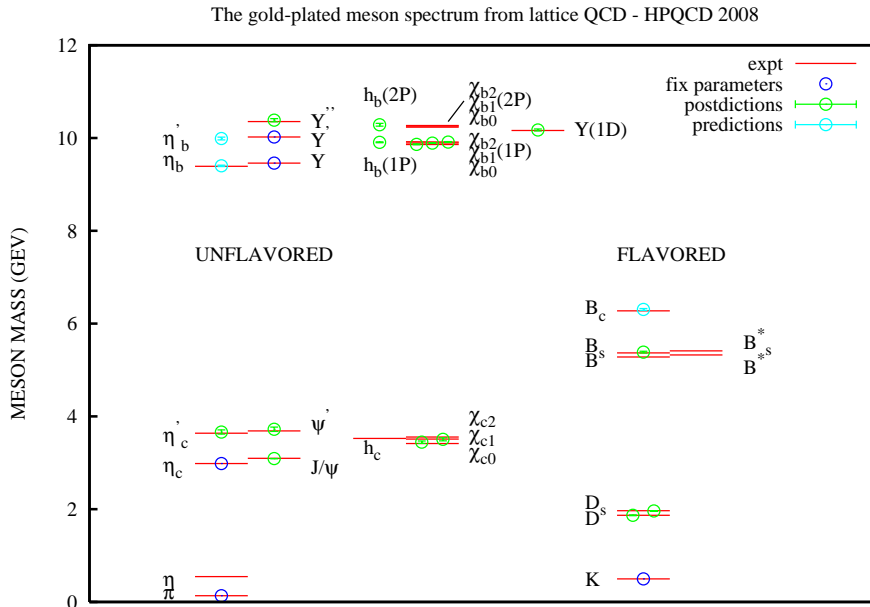


Figure 7: The current status of the gold-plated meson spectrum. We indicate separately those states which are used to tune parameters (4 quark masses and the lattice spacing). We also show which states (the η_b and the B_c) were predicted on the lattice ahead of experiment [5, 24].

- [6] K. Ecklund *et al*, CLEO-c, Phys. Rev. Lett.**100**:161801 (2008) arXiv:0712.1175[hep-ex]; B. Eisenstein *et al*, CLEO-c, arXiv:0806.2112[hep-ex];
- [7] L. Zhang, CLEO-c, this Proceedings, arXiv:0810.2328[hep-ex].
- [8] P. Mackenzie *et al*, Fermilab lattice/MILC collaborations, these Proceedings.
- [9] C. Tarantino *et al*, ETMC collaboration, these Proceedings arXiv:0810.3145[hep-lat].
- [10] B. Aubert *et al*, BaBar collaboration, Phys. Rev. Lett.**98**:141801 (2007) [hep-ex/0607094].
- [11] L. Widhalm, Belle collaboration, Proceedings of Charm 2007, arXiv:0710.0420.
- [12] A. Kronfeld, these Proceedings.
- [13] I. Allison *et al*, HPQCD collaboration, these Proceedings arXiv:0810.0285[hep-lat].
- [14] I. Allison *et al*, HPQCD collaboration + K. G. Chetyrkin, J. H. Kühn, M. Steinhauser and C. Sturm, arXiv:0805.2999[hep-lat], Phys. Rev. D (in press).
- [15] J. H. Kühn, M. Steinhauser and C. Sturm, Nucl Phys. B**778** 192 (2007) [hep-ph/0702103].
- [16] I. Kendall *et al*, HPQCD collaboration, these Proceedings.
- [17] C. T. H. Davies, I. Kendall, G. P. Lepage, C. McNeile, J. Shigemitsu, H. Trottier, HPQCD collaboration, arXiv:0807.1687[hep-lat].
- [18] Q. Mason *et al*, HPQCD collaboration, Phys. Rev. Lett. **95**:052002 (2005) [hep-lat/0503005].
- [19] K. Hornbostel, G. P. Lepage and C. Morningstar, Phys. Rev. D**67**:034023 (2003) [hep-ph/0208224].

- [20] K. Maltman *et al*, these Proceedings; K. Maltman, D. Leinweber, P. Moran and A. Sternbeck, arXiv:0807.2020[hep-lat].
- [21] C. T. H. Davies *et al*, Fermilab Lattice/HPQCD/MILC collaborations, Phys. Rev. Lett. **92**:022001 (2004) [hep-lat/0304004].
- [22] E. Gregory *et al*, HPQCD collaboration, these Proceedings arXiv:0810.1845[hep-lat]; S. Meinel *et al*, these Proceedings arXiv:0810.0921[hep-lat].
- [23] G. P. Lepage *et al*, Nucl. Phys. Proc. Suppl. **106**, 12 (2002) [hep-lat/0110175].
- [24] I. F. Allison *et al*, HPQCD/Fermilab Lattice collaborations, Phys. Rev. Lett **94**:172001 (2005) [hep-lat/0411027].

Appendix : Constrained Fits and Error Budgets

Constrained fitting, with Bayesian priors, is the most reliable tool for analyzing systematic errors associated with correlator fits and continuum, chiral and other extrapolations that involve a large or infinite number of increasingly unimportant terms [23]. Fitting lattice results to a chiral expansion truncated at next-to-leading order, to take a widely used example, provides little unambiguous information about the potential impact of higher-order terms in the expansion. In a constrained fit, an arbitrary number of higher-order terms can be included and their potential impact on systematic errors easily quantified.

The key to constrained fitting lies in the Bayesian priors that are included in the χ^2 function that is minimized in the fit. Typically one is trying to fit a set of data points, say $Y_i \pm \sigma_{Y_i}$ at points X_i for $i = 1 \dots N_Y$ (for example, simulation results for correlators as a function of t or values for R_n defined in eq. 3.4 or $\log(W)$ for different lattice spacings), to a function $y(x; c)$ that depends upon a set of fit parameters c_j for $j = 1 \dots N_c$ (for example, amplitudes and masses in the sum of exponentials in eq. 2.1 or coefficients of the powers of $(am_c)^2$ in eq. 3.5 or of $\alpha_V(d/a)$ or $a(2m_l + m_s)$ in eq. 3.7). A complication arises when in principle N_c is infinite, but in practice only the first few c_j s contribute appreciably. We usually can estimate roughly how many terms are needed, because we have prior knowledge about the order of magnitude of the c_j s. The challenge is to incorporate systematically this prior knowledge into the fitting process so that the impact of unimportant or marginally important terms can be reliably assessed and quantified.

This information enters a constrained fit through the Bayesian priors for the fit parameters. In such a fit, we vary the fit parameters c_j to minimize an augmented χ^2 function,

$$\chi^2(c) = \sum_i \frac{(Y_i - y(X_i; c))^2}{\sigma_{Y_i}^2} + \sum_j \delta\chi_{c_j}^2, \quad (4.1)$$

where there is one prior $\delta\chi_{c_j}^2$ for every fit parameter. The priors incorporate our prior knowledge about the fitting parameters. Typically one uses a Gaussian prior,

$$\delta\chi_{c_j}^2 = \frac{(c_j - \bar{c}_j)^2}{\sigma_{c_j}^2}, \quad (4.2)$$

to constrain the fit parameter c_j to the vicinity of $\bar{c}_j \pm \sigma_{c_j}$.

The mean \bar{c}_j and width σ_{c_j} encode our prior knowledge about fit parameter c_j . The data being fit will have a lot to say about some parameters, and almost nothing to say about others. In the former case, where a parameter is very sensitive to the data, usually the fit result for that parameter has an uncertainty that is much smaller than the width of its prior, and both the mean and standard deviation that come out of the fit are almost independent of the mean and standard deviation that went into the prior. In the other extreme, where the data is largely insensitive to a parameter, the mean and standard deviation that come out of the fit are approximately equal to the mean and standard deviation put into the prior. In the first case, the data gives us new information beyond what we put into the priors (that is, beyond what we knew before doing the fit); in the second case, the data adds nothing to our knowledge about the parameter. Parameters of the second kind, which have little relevance to the data, are good examples of *nuisance* parameters in statistics.

Bayesian analysis provides a logically coherent framework for this kind of analysis [23]. Its power lies in the fact that we can include an arbitrary number of parameters without destabilizing the fit. This is as it should be. If a set of parameters is irrelevant because their corresponding terms in $y(x; c)$ are negligible, we should be free to include them or not in an analysis. It should make no difference. If they are marginally important it should have a marginal impact on the fit. This is precisely the situation when proper priors are included.

As one adds c_j s in the fitting function, the quality of the fit should initially improve (that is χ^2 decrease), and usually the errors on fit results increase. Eventually, however, neither the fit nor the errors change when further parameters are added. This is the point at which the parameters become insensitive to the data (usually because the data is insufficiently accurate to resolve them). This typically occurs around the point where χ^2/N_Y falls below one. It is important to add terms up to the point where further terms don't change the results, so that systematic errors are not underestimated. Terms can be added beyond this point but there is little merit in this since they have no effect on fit results (means or errors).

Means and standard deviations for the fit parameters, and functions of them, are obtained from the minimum χ^2 in the usual fashion. It is often useful to decompose the error σ_g for for some fit result $g(c)$ into component parts. When errors are small (as here), the variance σ_g^2 is approximately linear in the variances that appear in the various terms in the χ^2 function:

$$\sigma_g^2 \approx \sum_i d_{Y_i} \sigma_{Y_i}^2 + \sum_j d_{c_j} \sigma_{c_j}^2. \quad (4.3)$$

The first sum, for example, is the contribution to the error in $g(c)$ coming from statistical errors in the data. The second sum is the contribution from uncertainties in the fit function. This sort of information is obviously very useful when thinking about improvements to an analysis — for example, in deciding how much improvement would come from better statistics for the data.

To isolate the part of the total error σ_g that comes from, for example, the statistical uncertainty in all the Y_i s, the fit is rerun but with the corresponding variances in the χ^2 function rescaled by a factor f close to one ($f = 1.1$ or 1.01 , for example):

$$\sigma_{Y_i}^2 \rightarrow f \sigma_{Y_i}^2 \quad (4.4)$$

for $i = 1 \dots N_Y$. Then

$$\frac{\sigma_g(f)^2 - \sigma_g(f=1)^2}{f - 1} \approx \sum_i d_{Y_i} \sigma_{Y_i}^2. \quad (4.5)$$

The square root of this quantity is the part of the total error that comes from statistical uncertainties in the Y_i . This procedure can be repeated for each prior or group of priors in the χ^2 function, thereby generating a complete error budget for the $g(c)$. The sum of the variances obtained in this way for each part of the total error should equal σ_g^2 ; if it does not, errors may not be small enough to justify the linear approximation in 4.3 ¹.

Most of the uncertainties in a standard lattice analysis can be pushed into the constrained fit, to facilitate consistent treatment of all systematic and statistical errors. For example, the independent variables X_i might have errors: $X_i = \bar{X}_i \pm \sigma_{X_i}$. The determination of the lattice spacing will typically have a systematic error that grows with the lattice spacing that can be taken into account this way, for example. We do this in the analysis of Wilson loops to derive α_V since no continuum limit is taken there but the systematic errors in the comparison of scales between ensembles is very important. Another example is that of chiral extrapolation using quark masses, where the quark masses have to be run to a common scale and will therefore have systematic errors associated with them. In these cases we treat each X_i as another fit parameter, to be varied in the fit, and include the following priors in the χ^2 function:

$$\delta\chi_X^2 = \sum_i \frac{(X_i - \bar{X}_i)^2}{\sigma_{X_i}^2}. \quad (4.6)$$

One of the outputs from the fit might be improved values for the X_i .

There are usually a variety of other parameters that introduce errors into a lattice analysis. For example, we take the lattice spacing from MILC data for r_1/a and use our Υ determination of r_1 [5, 16]. Each of these has errors. The $(r_1/a)_i$ for each data set and the overall r_1 are all treated as fit variables when we fit our lattice data to a function that depends on the lattice spacing, and each has a prior:

$$\delta\chi_a^2 = \sum_i \frac{\left((r_1/a)_i - \overline{(r_1/a)_i}\right)^2}{\sigma_{(r_1/a)_i}^2} + \frac{(r_1 - \bar{r}_1)^2}{\sigma_{r_1}^2}. \quad (4.7)$$

Here $\overline{(r_1/a)_i}$ and $\sigma_{(r_1/a)_i}$ are taken from MILC results, while $\bar{r}_1 \pm \sigma_{r_1} = 0.321(5)$ fm.

Any quantity that enters the analysis and has uncertainties is treated as a fit parameter, with a prior that incorporates whatever is known about that quantity. In this way all uncertainties can be analyzed simultaneously within a single constrained fit.

¹Occasionally the difference in 4.5 comes out negative. This could be caused by instabilities in the fit, in which case changing f might change the sign. It is possible, however, for one of the coefficients in 4.3 to be negative. In such cases we use the absolute value of 4.5 for the variance.