

Accelerated recombination and primordial baryonic clouds: the recent CMB and SDSS data constraint, and the constraint forecast for the PLANCK surveyor

Jaiseung Kim¹, Pavel Naselsky¹, Lev Krukier², Victor Datsyuk²
and Oleg Datsyuk²

¹ Niels Bohr Institute, Blegdamsvej 17, DK-2100 Copenhagen, Denmark

² Southern Federal University 105, B. Sadovaya, Rostov-on-Don, Russia

E-mail: jkim@nbi.dk

Abstract. We have constrained the extended (delayed and accelerated) models of hydrogen recombination, by investigating associated changes of the position and the width of the last scattering surface. Using the recent CMB and SDSS data, we find that the recent data constraints favor the accelerated recombination model, though the other models (standard, delayed recombination) are not ruled out at $1\text{-}\sigma$ confidence level. If the accelerated recombination had actually occurred in our early Universe, baryonic clustering on small-scales is likely to be the cause of it. By comparing the ionization history of baryonic cloud models with that of the best-fit accelerated recombination model, we find that some portion of our early Universe has baryonic underdensity. We have made the forecast on the PLANCK data constraint, which shows that we will be able to rule out the standard or delayed recombination models, if the recombination in our early Universe had proceeded with $\epsilon_\alpha \sim -0.01$ or lower, and residual foregrounds and systematic effects are negligible.

PACS numbers: 98.70.Vc, 98.80.Bp, 98.80.-k, 98.80.Es

1. Introduction

The recombination process of cosmic plasma, which have occurred around the redshift $z_{rec} \simeq 1100$, decouples photons from baryons [1, 2]. In the presence of Ly- α photon sources, the recombination process might proceed with delay [3, 4, 5], or with acceleration in the presence of baryonic clustering on small-scales [6, 7, 8]. The Cosmic Microwave Background (CMB) anisotropy, which is sensitive to the ionization history of our Universe, is affected by delay or acceleration of the recombination process [3, 4, 5, 6, 7]. The major effect on the CMB anisotropy is expected in the CMB polarization and small angular scale temperature anisotropy [4, 5, 6, 8]. The five year data of the Wilkinson Microwave Anisotropy Probe (WMAP) [9, 10, 11] is released and the recent ground-based CMB observations such as the ACBAR [12, 13] and QUaD [14, 15, 16] provide information complementary to the WMAP data. In near future, PLANCK surveyor [17] is going to measure CMB temperature and polarization anisotropy with great accuracy over wide range of angular scales. In this paper, we investigate the recombination models and baryonic cloud models, using the recent CMB and SDSS data.

The outline of this paper is as follows. In Section 2, we investigate the extended recombination models and shows that the data constraints favor accelerated recombination models. In Section 3, we discuss and constrain baryonic cloud models. In Section 4, we make the forecast on the PLANCK data constraint. In Section 5, we summarize our investigation with conclusion.

2. Distortion on the standard ionization history

The presence of extra resonance photon sources may delay the recombination of cosmic plasma [3, 4, 5, 6], while the presence of baryonic clustering on small scales may accelerate the recombination [6, 7, 8]. The simplest model for the production of extra resonance photons n_α is given by [3, 6]:

$$\frac{dn_\alpha}{dt} = \epsilon_\alpha(z) H(z) n, \quad (1)$$

where n is the number density of atoms, $H(z)$ is the Hubble expansion rate at a redshift z , and $\epsilon_\alpha(z)$ is a parameter dependent on the production mechanism. Since thickness of the last scattering surface is very small in comparison to the horizon of the last scattering surface L_{ls} , the dependence of $\epsilon_\alpha(z)$ on z can be parametrized as $\epsilon_\alpha(z_{rec}) + o(\Delta/L_{ls})$. Hence, we use the approximation $\epsilon_\alpha(z) \approx \epsilon_\alpha(z_{rec})$ through our investigation. Though Eq. 1 was originally proposed for the delayed recombination, we use Eq. 1 to model the accelerated recombination by assigning negative values to ϵ_α [6, 7, 8]. However, it should be noted that the physical basis of the accelerated recombination (i.e. baryonic clustering on small scales) is different from that of the delayed recombination. We also would like to point out that the distortion on the CMB black body spectrum by extended recombination process ($0 < |\epsilon_\alpha| < 1$) is negligible in comparison with the

distortion by the re-ionization (see [18] for details), and is well within the COBE FIRAS data constraint [19].

We have investigated extended recombination models, using the Sloan Digital Sky Survey (SDSS) data [20, 21, 22] and the recent CMB observations (the WMAP 5 year data [9, 10], the ACBAR 2008 [12, 13] and the QUaD [14, 15, 16]). Through small modifications to the **RECFAST** code [23, 24, 25] and the **CosmoMC** package [26], we have included the parameter ϵ_α of prior $-0.07 \leq \epsilon_\alpha \leq 0.3$ in the cosmological parameter estimation and explored the multi-dimensional parameter space by fitting the matter power spectra to the SDSS data, and the CMB anisotropy power spectra C_l^{TT} , C_l^{TE} and C_l^{EE} to the recent CMB observations (WMAP5YR + ACBAR + QUaD). In the Fig. 1, we show the marginalized likelihood and mean likelihood of ϵ_α , given those observations. The solid lines and dotted lines correspond to the marginalized likelihood and the mean likelihood respectively (for distinction between marginalized likelihood and mean likelihood, refer to [26]). Though we are aware that CosmoMC does not provide a precise

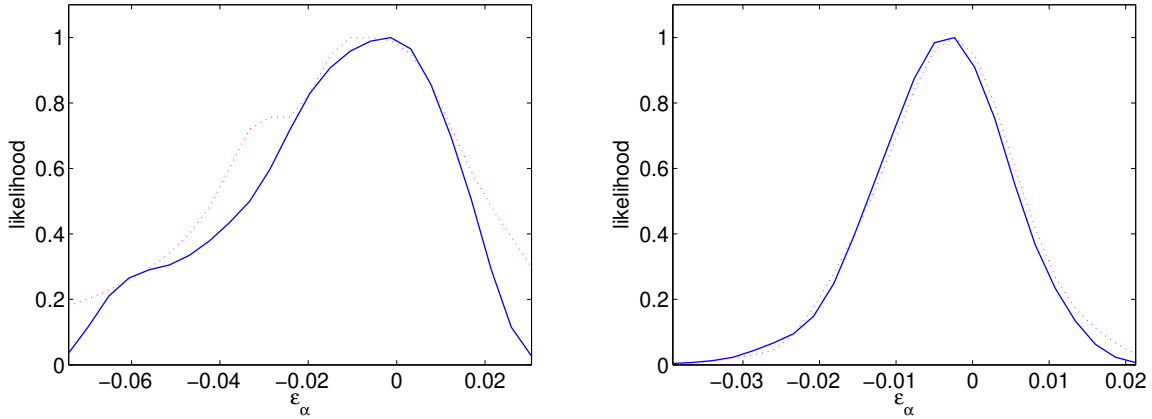


Figure 1. CMB observations (left), CMB + SDSS (right): the marginalized likelihood (the solid line), the mean likelihood (the dotted line). The normalization is chosen such that the peak value is equal to unity.

best-fit value, we quote the best-fit values from CosmoMC as often done in literature. Using the recent CMB observation constraints, we find that $\epsilon_\alpha = -0.0129^{+0.0390}_{-0.0570}$ at 1σ confidence level, while we find $\epsilon_\alpha = -0.00534^{+0.0215}_{-0.0194}$, using the CMB and the SDSS data constraints. Because of the degeneracy between ϵ_α and other cosmological parameters [4, 5, 8], the combined data set of the CMB and SDSS impose tighter constraints on the value of ϵ_α than the CMB data alone, even though the SDSS data is not sensitive directly to the values of ϵ_α . As also shown in Fig. 1, the current data constraints favor accelerated recombination models, though $\epsilon_\alpha \geq 0$ is still in 1σ confidence interval.

3. Small-scale baryonic cloud models and accelerated recombination

As discussed in [7], the presence of the baryonic clustering in the range of very small mass scales $M \sim 10 - 10^5 M_\odot$ can cause accelerated recombination. The simplest model

for baryonic clustering is given by a baryonic cloud model [7] as follows:

$$\bar{\rho}_b = \rho_{b,in}f + \rho_{b,out}(1 - f) \quad (2)$$

, where $\bar{\rho}_b$ is the mean density of baryonic matter, and $\rho_{b,in}$ and $\rho_{b,out}$ are the baryonic density of baryonic clouds and intercloud region respectively, and f is the total volume fraction of baryonic clouds. Denoting the baryonic density contrast between clouds and intercloud region by $\xi = \rho_{b,in}/\rho_{b,out}$, it may be easily shown that

$$\rho_{b,in} = \frac{\xi \bar{\rho}_b}{1 + f(\xi - 1)}, \quad \rho_{b,out} = \frac{\bar{\rho}_b}{1 + f(\xi - 1)}. \quad (3)$$

On the other hand, in the presence of baryonic clouds, there arises diffusion from clouds into intercloud region, washing out density contrast. The characteristic scale of such diffusion is close to the Jean's length, $R_J \sim c_s \eta_r$, where c_s is the baryonic speed of sound and $\eta_r = \int c dt / a(t)$ is the conformal time corresponding to the recombination time. Baryonic clouds of mass scales $M \sim 10 - 10^5 M_\odot$ has length scale $R_\alpha < R_J < R < R_\gamma$, where R_α and R_γ are the mean free path of resonance photons and CMB photons respectively. Hence we may neglect baryonic diffusion. Free electron density of clouds and intercloud regions, which we denote by $n_{e,in}$ and $n_{e,out}$ respectively, are given by

$$n_{e,in} = x_{e,in} \left(1 - \frac{Y_{p,in}}{2} \right) n_{b,in}, \quad n_{e,out} = x_{e,out} \left(1 - \frac{Y_{p,in}}{2} \right) n_{b,out}, \quad (4)$$

where $x_{e,in}$ and $x_{e,out}$ are the ionization fraction of clouds and intercloud regions, and Y_p and n_b are the mass fraction of ^4He and baryon number density respectively. The ionization fraction x_e is given by $n_e/(n_e + n_p)$, where n_p is the total number density of free protons and protons trapped in nucleus. Since scales of baryonic clouds are smaller than the mean free path of CMB photons, the effective ionization fraction, which CMB anisotropy is sensitive to, is given by the mean ionization fraction:

$$\langle x_e \rangle = \frac{\langle n_e \rangle}{\langle n_b \rangle} / \left(1 - \frac{\langle Y_p \rangle}{2} \right), \quad (5)$$

where the mean value of free electron density is given by [7]:

$$\langle n_e \rangle = n_{e,in}f + n_{e,out}(1 - f).$$

Using Eq. 2, 4 and Eq. 5, we may show that the effective ionization fraction has the following relation to the ionization fraction of clouds and intercloud regions:

$$\langle x_e \rangle = x_{e,in}G_{in} + x_{e,out}G_{out}, \quad (6)$$

where

$$G_{in} = \frac{\xi f}{1 + f(\xi - 1)} \left(\frac{1 - Y_p/2}{1 - \langle Y_p \rangle/2} \right), \quad (7)$$

$$G_{out} = \frac{1 - f}{1 + f(\xi - 1)} \left(\frac{1 - Y_p/2}{1 - \langle Y_p \rangle/2} \right). \quad (8)$$

We would like to remind readers that the effective ionization fraction $\langle x_e \rangle$ is not necessarily equal to the ionization fraction of homogeneous baryonic model (i.e. $\xi = 1$), because the recombination process has non-linear dependence on baryonic density.

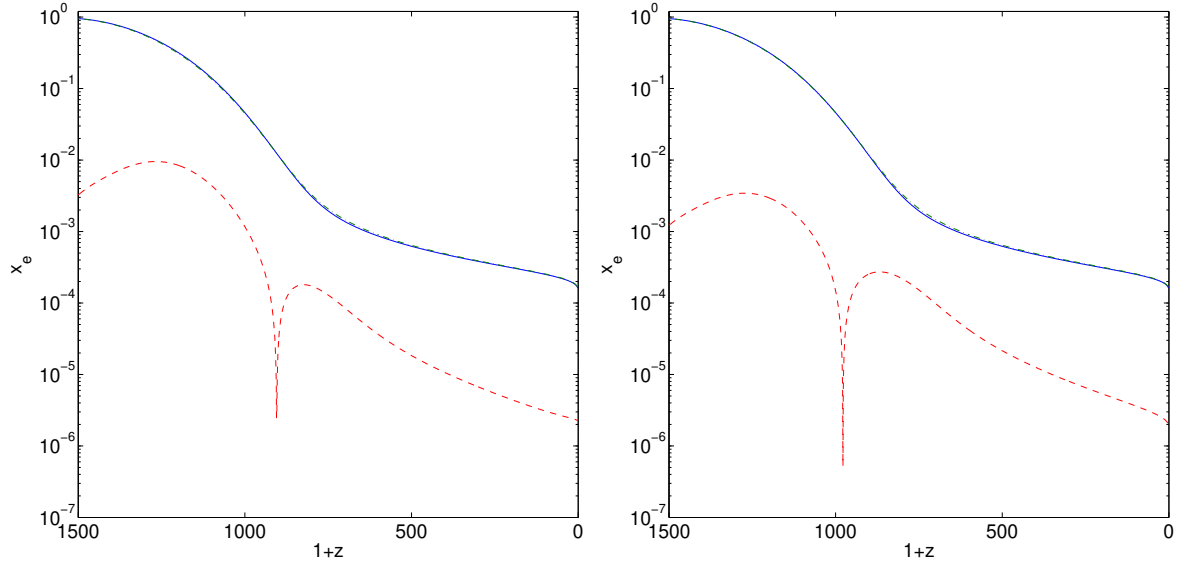


Figure 2. Ionization history of the accelerated recombination models and the baryonic cloud models: $\epsilon_\alpha = -0.0129$ (left), $\epsilon_\alpha = -0.00534$ (right), solid lines show ionization history of the accelerated recombination models and dash-dot lines show ionization history of baryonic cloud models. The dashed lines shows differences.

As presented in the previous section, the CMB data constraints with or without SDSS data favor the accelerated recombination models. Given certain values of f and ξ , we can compute ionization history (i.e. $x_e(z)$) of cloud and intercloud region, using the **RECFAST** with the respective values of Y_p and Ω_b for cloud and interclouds region. Exploring two dimensional parameter space (f, ξ) , we have fitted the ionization history of baryonic cloud models to the best-fit accelerated recombination models. In Fig. 2, we show the ionization fraction x_e for various redshift z . The left and right plots are obtained with $\epsilon_\alpha = -0.0129$ and $\epsilon_\alpha = -0.00534$ respectively. The solid lines show the ionization fraction x_e of the accelerated recombination models, while dash-dot lines show the mean ionization fraction of the fitted baryonic cloud models. The dashed lines shows the difference between two models. As shown in Fig. 2, the ionization history of the baryonic cloud models is fitted well to that of the accelerated recombination models. The fitting errors are within the accuracy of **RECFAST** [27]. Provided that $\epsilon_\alpha = -0.0129$, we find that baryonic clouds with baryonic density $1.12\bar{\rho}_b$ occupy $\sim 86\%$ of the total volume in our early Universe, while intercloud regions with baryonic density $0.24\bar{\rho}_b$ occupy $\sim 14\%$. On the other hand, if $\epsilon_\alpha = -0.00534$, we find that baryonic clouds with baryonic density $1.05\bar{\rho}_b$ occupy $\sim 94\%$ of the total volume, while intercloud regions with baryonic density $0.26\bar{\rho}_b$ occupy $\sim 6\%$. In Table. 1, we summarize the best-fit values of f , ξ , corresponding $\rho_{b,in}/\bar{\rho}_b$ and $\rho_{b,out}/\bar{\rho}_b$.

Table 1. Best-fit baryonic cloud models

Constraints	ϵ_α	f	ξ	$\rho_{b,in}/\bar{\rho}_b$	$\rho_{b,out}/\bar{\rho}_b$
CMB	-0.0129	0.862	4.74	1.12	0.24
CMB + SDSS	-0.00534	0.94	4.00	1.05	0.26

4. Forecast on the PLANCK data constraint

In this section, we forecast the PLANCK data constraint on ϵ_α . We have assumed FWHM=10', $\Delta T/T = 2.5$ (Stokes I) and $\Delta T/T = 4$ (Stokes Q&U) [17, 32]. The pixel size is assumed to be equivalent to HEALPix [33, 34] pixellization of Nside=1024 (Res 10). Assuming isotropic noise, we can compute noise power spectrum as follows:

$$N_l = N_0 \Delta\Omega e^{l^2\sigma^2} \quad (9)$$

, where $\sigma = \text{FWHM}/\sqrt{8\ln 2}$, N_0 is noise variance per pixel and $\Delta\Omega$ is the solid angle of a single pixel [1].

We have obtained the forecast by feeding the PLANCK mock data to the **CosmoMC**. The Planck mock data are generated by drawing spherical harmonic coefficients of signal and noise respectively from Gaussian distributions, whose variance are equal to the CMB power spectra and Eq. 9 respectively. We have obtained the CMB power spectra by using **CAMB** [31] with the modified **RECFAST** and $\epsilon_\alpha = -0.00534$. In the Fig. 3, we show the marginalized likelihood (the solid line) and the mean likelihoods (the dotted line) of ϵ_α , given the Planck mock data. For the given mock data, **CosmoMC** forecast find

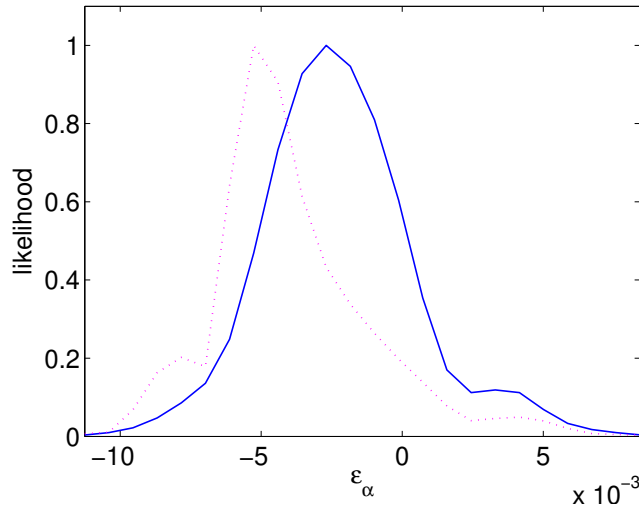


Figure 3. Planck mock data constraint : the marginalized likelihood (the solid line), the mean likelihood (the dotted line). The normalization is chosen such that the peak value is equal to unity.

$-0.0097 < \epsilon_\alpha < 0.005$ and $-0.013 < \epsilon_\alpha < 0.0085$ at 1σ and 2σ level respectively, which is similar to the forecast by [5]. While the **CosmoMC** forecast in Fig. 3 is made with

the mock data of $\epsilon_\alpha = -0.00534$, we need to make forecast for ϵ_α of various values. However, it is not practically feasible to run **CosmoMC** for various ϵ_α because of time usually required for running **CosmoMC**. Hence, we have 1σ interval for various ϵ_α via the Fisher matrix [1, 29], which is given by [1, 29]:

$$\mathcal{F}_{ij} = \left\langle -\frac{\partial^2(\ln \mathcal{L})}{\partial \lambda_i \partial \lambda_j} \right\rangle \quad (10)$$

$$= \frac{1}{2} \text{Tr} \left[\frac{\partial \mathbf{S}}{\partial \lambda_i} (\mathbf{S} + \mathbf{N})^{-1} \frac{\partial \mathbf{S}}{\partial \lambda_j} (\mathbf{S} + \mathbf{N})^{-1} \right], \quad (11)$$

where λ_i denotes the parameters to be estimated. Evaluated at the maximum of the likelihood, the square root of diagonal element of the inverse Fisher matrix yields the marginalized $1 - \sigma$ error on the parameter estimation [1, 29]. The likelihood function for temperature and polarization anisotropy may be written as follows [28]:

$$\mathcal{L} = \frac{1}{(2\pi)^{\frac{N}{2}} |\mathbf{S} + \mathbf{N}|^{\frac{1}{2}}} \exp \left[-\frac{1}{2} \Delta (\mathbf{S} + \mathbf{N})^{-1} \Delta \right],$$

where N is the number of data, Δ is a data vector, \mathbf{S} is a signal covariance matrix and \mathbf{N} is a noise covariance matrix. We expand anisotropy map in spherical harmonics so that our data vector Δ consists of spherical harmonic coefficients a_{lm}^T and a_{lm}^E . In general, the computation of Eq. 11 for the high resolution whole-sky observation such as the PLANCK observation is not possible on the modern computer at this moment. To facilitate the computation, we have made a few approximations. We assume very effective foreground cleaning with no need for sky masking and uniform instrument noise so that the signal and noise covariance matrices are block-diagonal and do not depend on spherical harmonic index m . In such configuration, signal and noise covariance matrices are given by:

$$\mathbf{S} = \text{diag} \left(\begin{pmatrix} C_2^{TT} & C_2^{TE} \\ C_2^{TE} & C_2^{EE} \end{pmatrix}, \dots, \overbrace{\begin{pmatrix} C_l^{TT} & C_l^{TE} \\ C_l^{TE} & C_l^{EE} \end{pmatrix}}^{2l+1}, \dots, \begin{pmatrix} C_l^{TT} & C_l^{TE} \\ C_l^{TE} & C_l^{EE} \end{pmatrix} \right),$$

and

$$\mathbf{N} = \text{diag} \left(\begin{pmatrix} N_2 & 0 \\ 0 & N_2 \end{pmatrix}, \dots, \overbrace{\begin{pmatrix} N_l & 0 \\ 0 & N_l \end{pmatrix}}^{2l+1}, \dots, \begin{pmatrix} N_l & 0 \\ 0 & N_l \end{pmatrix} \right).$$

Taking into account the repeating pattern of diagonal blocks, we may show

$$\frac{1}{2} \text{Tr} \left[\frac{\partial \mathbf{S}}{\partial \lambda_i} (\mathbf{S} + \mathbf{N})^{-1} \frac{\partial \mathbf{S}}{\partial \lambda_j} (\mathbf{S} + \mathbf{N})^{-1} \right] = \frac{1}{2} \text{Tr} \left[\mathbf{L} \frac{\partial \tilde{\mathbf{S}}}{\partial \lambda_i} (\tilde{\mathbf{S}} + \tilde{\mathbf{N}})^{-1} \frac{\partial \tilde{\mathbf{S}}}{\partial \lambda_j} (\tilde{\mathbf{S}} + \tilde{\mathbf{N}})^{-1} \right], \quad (12)$$

where

$$\mathbf{L} = \text{diag} \left(\begin{pmatrix} 5 & 0 \\ 0 & 5 \end{pmatrix}, \dots, \begin{pmatrix} 2l+1 & 0 \\ 0 & 2l+1 \end{pmatrix} \right),$$

$$\tilde{\mathbf{S}} = \text{diag} \left(\begin{pmatrix} C_2^{TT} & C_2^{TE} \\ C_2^{TE} & C_2^{EE} \end{pmatrix}, \dots, \begin{pmatrix} C_l^{TT} & C_l^{TE} \\ C_l^{TE} & C_l^{EE} \end{pmatrix} \right),$$

$$\tilde{\mathbf{N}} = \text{diag} \left(\begin{pmatrix} N_2 & 0 \\ 0 & N_2 \end{pmatrix}, \dots, \begin{pmatrix} N_l & 0 \\ 0 & N_l \end{pmatrix} \right).$$

The right hand side of Eq. 12 can be easily computed in reasonable amount of time even for Post-PLANCK whole-sky observations. We chose six basic parameters ($\Omega_b h^2$, $\Omega_c h^2$, h , A_s , n_s) plus ϵ_α for estimation parameters and set the values of basic six parameters to the WMAP best-fit values [11, 28, 30]. Due to non-linear dependence of CMB power spectra on parameter λ_i , we resorted to numerical differentiation to obtain $\partial \tilde{\mathbf{S}} / \partial \lambda_i$. The numerical derivatives are obtained by computing the following:

$$\frac{C_l(\lambda_i + \frac{1}{2}\Delta\lambda_i) - C_l(\lambda_i - \frac{1}{2}\Delta\lambda_i)}{\Delta\lambda_i}, \quad (13)$$

where we have set $\Delta\lambda_i/\lambda_i = 10^{-3}$ for six parameters. For the given set of parameter λ_i , we have computed C_l^{TT} , C_l^{TE} , C_l^{EE} , using **CAMB** [31] with the modified **RECFAST**. While we have made the forecast for various ϵ_α in the range of $-0.05 \leq \epsilon_\alpha \leq -0.001$, we find that Eq. 13 has numerical instability for $\Delta\epsilon_\alpha$ of very small values. Hence, we fixed $\Delta\epsilon_\alpha$ to be -0.001 instead of setting $\Delta\epsilon_\alpha/\epsilon_\alpha = 10^{-3}$. Two solid lines denote the boundary

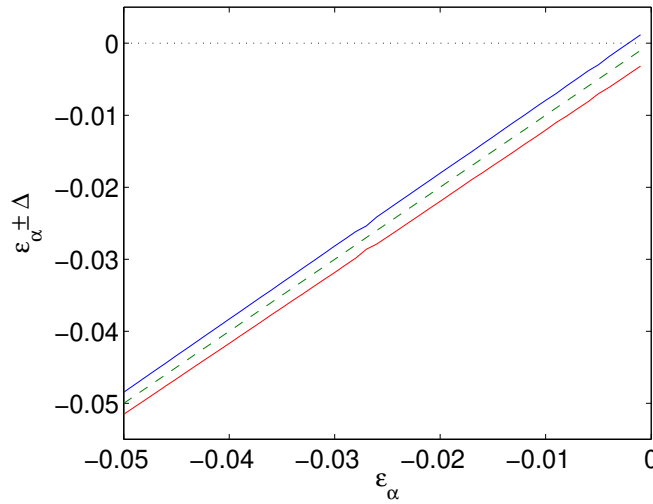


Figure 4. forecast on ϵ_α estimation from the PLANCK data

of 1σ confidence interval and the dashed line shows the central values of 1σ interval, which are set to the true values of ϵ_α . We find that 1σ error tend to increase slightly with decreasing ϵ_α and are ~ 0.002 . We also find that the 1σ error forecast by Fisher matrix method is smaller than the 1σ forecast by **CosmoMC**. The discrepancy between **CosmoMC** forecast and Fisher matrix forecast is attributed to the deviation of parameter likelihood from Gaussian distribution. While Fisher matrix forecast is based on the marginalized likelihood with Gaussian approximation, **CosmoMC** forecast estimates 1σ

and 2σ interval from mean likelihood ‡. However, we can learn from Fisher matrix forecast that 1σ error does not vary significantly for $-.05 \leq \epsilon_\alpha \leq 0$, which provides complementary information to the **CosmoMC** forecast. For **CosmoMC** forecast as well as Fisher matrix forecast, we have neglected residual foregrounds and systematic effects including anisotropy of instrument noise and beam asymmetry, which will be additional effective sources of noise. Hence, our forecast should be regarded as more of a lower limit on the estimation variance.

5. Discussion

We have investigated the extended recombination models, using the recent CMB and SDSS data. We find that the data constraints favor accelerated recombination models, though other recombination models (standard, delayed recombination) are not ruled out at 1σ confidence level. By comparing the ionization history of baryonic cloud models with the best-fit accelerated recombination model, we have constrained the baryonic cloud models, from which we find that our early Universe might have slight overdensity of baryonic matter $\sim 1.1\bar{\rho}_b$ for $\sim 90\%$ of total volume and underdensity of baryonic matter $\sim 0.2\bar{\rho}_b$ for the rest of space. The origin of primordial baryonic clouds, if exists, might be associated with inhomogeneous baryogenesis [35] in our very early Universe.

While we have constrained baryonic cloud models indirectly by fitting the ionization history, more accurate constraint will be obtained only when CMB power spectra of the baryonic cloud models are fitted directly to the data. Once we get enough evidence in support of accelerated recombination from the upcoming PLANCK data, we plan to constrain baryonic clouds models directly.

Acknowledgments

We acknowledge the use of the Legacy Archive for Microwave Background Data Analysis (LAMBDA), ACBAR 2008 and QUaD 2008 data. This work made use of the **CosmoMC** package [26] and **RECFAST** [23, 24, 25]. The numerical analysis was performed on the HPC cluster facility of the Southern Federal University of the Russia. This work is supported by FNU grants 272-06-0417, 272-07-0528 and 21-04-0355.

6. References

- [1] Scott Dodelson. *Modern Cosmology*. Academic Press, 2nd edition, 2003.
- [2] Viatcheslav Mukhanov. *Physical Foundations of Cosmology*. Cambridge University Press, 1st edition, 2005.
- [3] P.J.E. Peebles, Sara Seager, and Wayne Hu. Delayed recombination. *Astrophys. J. Lett.*, 539:L1–L4, 2001.
- [4] Rachel Bean, Alessandro Melchiorri, and Joe Silk. Cosmological constraints in the presence of ionizing and resonance radiation at recombination. *Phys. Rev. D*, 75:063505, 2007.

‡ For Gaussian distribution, marginalized likelihood and mean likelihood are identical.

- [5] Silvia Galli, Rachel Bean, Alessandro Melchiorri, and Joseph Silk. Delayed recombination and cosmic parameters. 2008.
- [6] A.G. Doroshkevich, I.P. Naselsky, P.D. Naselsky, and I.D. Novikov. Ionization history of the cosmic plasma in the light of the recent CBI and future PLANCK data. *Astrophys. J.*, 586:709, 2003.
- [7] Pavel Naselsky and Igor Novikov. The primordial baryonic clouds and their contribution to the cosmic microwave background anisotropy and polarization formation. *Mon. Not. R. Astron. Soc.*, 334:137, 2002.
- [8] Jaiseung Kim and Pavel Naselsky. The accelerated recombination, and the ACBAR and WMAP data. *Astrophys. J. Lett.*, 678:L1, 2008.
- [9] G. Hinshaw, J. L. Weiland, R. S. Hill, N. Odegard, D. Larson, C. L. Bennett, J. Dunkley, B. Gold, M. R. Greason, N. Jarosik, E. Komatsu, M. R. Nolta, L. Page, D. N. Spergel, E. Wollack, M. Halpern, A. Kogut, M. Limon, S. S. Meyer, G. S. Tucker, and E. L. Wright. Five-year wilkinson microwave anisotropy probe (wmap) observations: Data processing, sky maps, and basic results.
- [10] M. R. Nolta, J. Dunkley, R. S. Hill, E. Komatsu G. Hinshaw, D. Larson, L. Page, D. N. Spergel, C. L. Bennett, B. Gold, N. Jarosik, N. Odegard, J. L. Weiland, E. Wollack, M. Halpern, A. Kogut, M. Limon, S. S. Meyer, G. S. Tucker, and E. L. Wright. Five-year Wilkinson Microwave Anisotropy probe (WMAP) observations: Angular power spectra. 2008.
- [11] J. Dunkley, E. Komatsu, M. R. Nolta, D. N. Spergel, D. Larson, G. Hinshaw, L. Page, C. L. Bennett, B. Gold, N. Jarosik, J. L. Weiland, M. Halpern, R. S. Hill, A. Kogut, M. Limon, S. S. Meyer, G. S. Tucker, E. Wollack, and E. L. Wright. Five-year Wilkinson Microwave Anisotropy Probe (WMAP) observations: Likelihoods and parameters from the WMAP data. 2008.
- [12] M. C. Runyan, P. A. R. Ade, R. S. Bhatia, J. J. Bock, M. D. Daub, J. H. Goldstein, C. V. Haynes, W. L. Holzapfel, C. L. Kuo, A. E. Lange, J. Leong, M. Lueker, M. Newcomb, J. B. Peterson, J. Ruhl, G. Sirbi, E. Torbet, C. Tucker, A. D. Turner, and D. Woolsey. Acbar: The arcminute cosmology bolometer array receiver. *Astrophys.J.Suppl.*, 149, 2003.
- [13] C. L. Reichardt, P. A. R. Ade, J. J. Bock, J. R. Bond, J. A. Brevik, C. R. Contaldi, M. D. Daub, J. T. Dempsey, J. H. Goldstein, W. L. Holzapfel, C. L. Kuo, A. E. Lange, M. Lueker, M. Newcomb, J. B. Peterson, J. Ruhl, M. C. Runyan, and Z. Staniszewski. High resolution cmb power spectrum from the complete ACBAR data set. *To be submitted to ApJ*, 2008. arXiv:0801.1491.
- [14] P. Ade, J. Bock, M. Bowden, M. L. Brown, G. Cahill, J. E. Carlstrom, P. G. Castro, S. Church, T. Culverhouse, R. Friedman, K. Ganga, W. K. Gear, J. Hinderks, J. Kovac, A. E. Lange, E. Leitch, S. J. Melhuish, J. A. Murphy, A. Orlando, R. Schwarz, C. O’Sullivan, L. Piccirillo, C. Pryke, N. Rajguru, B. Rusholme, A. N. Taylor, K. L. Thompson, E. Y. S. Wu, and M. Zemcov. First season quad cmb temperature and polarization power spectra. *ApJ*, page 22, 2008.
- [15] C. Pryke, P. Ade, J. Bock, M. Bowden, M. L. Brown, G. Cahill, P. G. Castro, S. Church, T. Culverhouse, R. Friedman, K. Ganga, W. K. Gear, S. Gupta, J. Hinderks, J. Kovac, A. E. Lange, E. Leitch, S. J. Melhuish, Y. Memari, J. A. Murphy, A. Orlando, R. Schwarz, C. O’Sullivan, L. Piccirillo, N. Rajguru, B. Rusholme, A. N. Taylor, K. L. Thompson, A. H. Turner, E. Y. S. Wu, and M. Zemcov. Second and third season quad cmb temperature and polarization power spectra. *submitted to ApJ*, 2008.
- [16] J. Hinderks, P. Ade, J. Bock, M. Bowden, M. L. Brown, G. Cahill, J. E. Carlstrom, P. G. Castro, S. Church, T. Culverhouse, R. Friedman, K. Ganga, W. K. Gear, S. Gupta, J. Harris, V. Haynes, J. Kovac, E. Kirby, A. E. Lange, E. Leitch, O. E. Mallie, S. Melhuish, A. Murphy, A. Orlando, R. Schwarz, C. O’ Sullivan, L. Piccirillo, C. Pryke, N. Rajguru, B. Rusholme, A. N. Taylor, K. L. Thompson, C. Tucker, E. Y. S. Wu, and M. Zemcov. Quad: A high-resolution cosmic microwave background polarimeter. 2008.
- [17] J. A. Tauber. The Planck mission: Overview and current status. *Astrophysical Letters and Communications*, 37:145, 2000. <http://planck.esa.int>.

- [18] Pavel D. Naselsky and Lung-Yih Chiang. Antimatter from the cosmological baryogenesis and the anisotropies and polarization of the CMB radiation. *Phys. Rev. D*, 69:123518, 2004.
- [19] D. J. Fixsen, E. S. Cheng, J. M. Gales, J. C. Mather, R. A. Shafer, and E. L. Wright. The cosmic microwave background spectrum from the full COBE FIRAS data set. *Astrophys. J.*, 473:576, 1996.
- [20] D. G. York and et al. The Sloan Digital Sky Survey: Technical summary. *Astron. J.*, 120:1579, 2000.
- [21] D. Finkbeiner. Sloan Digital Sky Survey imaging of low galactic latitude fields: Technical summary and data release. *Astron. J.*, 128:2577, 2004.
- [22] J. Adelman-McCarthy and et al. The fifth data release of the Sloan Digital Sky Survey.
- [23] S. Seager, D. Sasselov, and D. Scott. A new calculation of the recombination epoch. *Astrophys. J. Lett.*, 523:L1, 1999.
- [24] S. Seager, D. Sasselov, and D. Scott. How exactly did the universe become neutral? *Astrophys.J.Suppl.*, 128:407, 2000.
- [25] W.Y. Wong, A. Moss, and D. Scott. Spectral distortions to the cosmic microwave background from the recombination of hydrogen and helium. *MNRAS in press*, 2008. arXiv:0711.1357.
- [26] Antony Lewis and Sarah Bridle. Cosmological parameters from CMB and other data: a Monte-Carlo approach. *Phys. Rev. D*, 66:103511, 2002.
- [27] W.A. Fendt, J. Chluba, J.A. Rubino-Martin, and B.D. Wandelt. Rico: An accurate cosmological recombination code. 2008. arXiv:0807.2577.
- [28] L. Verde, H. V. Peiris, D. N. Spergel and M. Nolta and C. L. Bennett and M. Halpern and G. Hinshaw and N. Jarosik and A. Kogut and M. Limon, and S. S. Meyer and L. Page and G. S. Tucker and E. Wollack and E. L. Wright. First year wilkinson microwave anisotropy probe (WMAP) observations: Parameter estimation methodology. *Astrophys.J.Suppl.*, 148:195, 2003.
- [29] S. J. Bence (Author) K. F. Riley M. P. Hobson (Author). *Mathematical Methods for Physics and Engineering: A Comprehensive Guide*. Cambridge University Press, 3rd edition, 2006.
- [30] D. N. Spergel, R. Bean, O. Dore, M. R. Nolta, C. L. Bennett, G. Hinshaw, N. Jarosik, E. Komatsu, L. Page, H. V. Peiris, L. Verde, C. Barnes, M. Halpern, R. S. Hill, A. Kogut, M. Limon, S. S. Meyer, N. Odegard, G. S. Tucker, J. L. Weiland, E. Wollack, and E. L. Wright. Wilkinson Microwave Anisotropy probe WMAP three year results: Implications for cosmology. *Astrophys.J.Suppl.*, 170:377, 2007.
- [31] Antony Lewis, Anthony Challinor, and Anthony Lasenby. Efficient computation of CMB anisotropies in closed FRW models. *Astrophys. J.*, 538:473, 2000. <http://camb.info/>.
- [32] J. Clavel and J. A. Tauber. The planck mission. volume 15 of *EAS Publications Series*, page 395, 2005. <http://planck.esa.int>.
- [33] Krzysztof M Gorski, Benjamin D. Wandelt, Frode K. Hansen, Eric Hivon, and Anthony J. Banday. The HEALPix primer. astro-ph/9905275, 1999.
- [34] K. M. Gorski, E. Hivon, A. J. Banday, B. D. Wandelt, F. K. Hansen, M. Reinecke, and M. Bartelman. HEALPix – a framework for high resolution discretization, and fast analysis of data distributed on the sphere. *Astrophys. J.*, 622:759, 2005.
- [35] N. Kevlishvili A.D. Dolgov, M. Kawasaki. Inhomogeneous baryogenesis, cosmic antimatter, and dark matter. arXiv:0806.2986, 2008.