

Isomorphic Data Encodings in Haskell and their Generalization to Hylomorphisms on Hereditarily Finite Data Types

Paul Tarau

Department of Computer Science and Engineering
University of North Texas
E-mail: tarau@cs.unt.edu

Abstract. This paper is an exploration in a functional programming framework of *isomorphisms* between elementary data types (natural numbers, sets, multisets, finite functions, permutations binary decision diagrams, graphs, hypergraphs, parenthesis languages, dyadic rationals, DNA sequences etc.) and their extension to hereditarily finite universes through *hylomorphisms* derived from *ranking/unranking* and *pairing/unpairing* operations.

An embedded higher order *combinator language* provides any-to-any encodings automatically.

Besides applications to experimental mathematics, a few examples of “free algorithms” obtained by transferring operations between data types are shown. Other applications range from stream iterators on combinatorial objects to self-delimiting codes, succinct data representations and generation of random instances.

The paper covers 47 data types and, through the use of the embedded combinator language, provides 2162 distinct bijective transformations between them.

The self-contained source code of the paper, as generated from a literate Haskell program, is available at <http://logic.csci.unt.edu/tarau/research/2008/fISO.zip>.

A short, 5 page version of the paper, published as [1] describes the idea of organizing various data transformations as encodings to sequences of natural numbers and gives a few examples of hylomorphisms that lift the encodings to related hereditarily finite universes.

Keywords: *Haskell data representations, data type isomorphisms, declarative combinatorics, computational mathematics, Ackermann encoding, Gödel numberings, arithmetization, ranking/unranking, hereditarily finite sets, functions and permutations, encodings of binary decision diagrams, dyadic rationals, DNA encodings*

1 Introduction

Analogical/metaphorical thinking routinely shifts entities and operations from a field to another hoping to uncover similarities in representation or use [2].

Compilers convert programs from human centered to machine centered representations - sometime reversibly.

Complexity classes are defined through compilation with limited resources (time or space) to similar problems [3, 4].

Mathematical theories often borrow proof patterns and reasoning techniques across close and sometime not so close fields.

A relatively small number of universal data types are used as basic building blocks in programming languages and their runtime interpreters, corresponding to a few well tested mathematical abstractions like sets, functions, graphs, groups, categories etc.

A less obvious leap is that if heterogeneous objects can be seen in some way as isomorphic, then we can share them and compress the underlying informational universe by collapsing isomorphic encodings of data or programs whenever possible.

Sharing heterogeneous data objects faces two problems:

- some form of equivalence needs to be proven between two objects A and B before A can replace B in a data structure, a possibly tedious and error prone task
- the fast growing diversity of data types makes harder and harder to recognize sharing opportunities.

Besides, this rises the question: what guaranties do we have that sharing across heterogeneous data types is useful and safe?

The techniques introduced in this paper provide a generic solution to these problems, through isomorphic mappings between heterogeneous data types, such that unified internal representations make equivalence checking and sharing possible. The added benefit of these “shapeshifting” data types is that the functors transporting their data content will also transport their operations, resulting in shortcuts that provide, for free, implementations of interesting algorithms. The simplest instance is the case of isomorphisms – reversible mappings that also transport operations. In their simplest form such isomorphisms show up as *encodings* to some simpler and easier to manipulate representation, for instance natural numbers.

Such encodings can be traced back to Gödel numberings [5, 6] associated to formulae, but a wide diversity of common computer operations, ranging from data compression and serialization to wireless data transmissions and cryptographic codes qualify.

Encodings between data types provide a variety of services ranging from free iterators and random objects to data compression and succinct representations. Tasks like serialization and persistence are facilitated by simplification of reading or writing operations without the need of special purpose parsers. Sensitivity to internal data representation format or size limitations can be circumvented without extra programming effort.

2 An Embedded Data Transformation Language

We will start by designing an embedded transformation language as a set of operations on a groupoid of isomorphisms. We will then extend it with a set of higher order combinators mediating the composition of the encodings and the transfer of operations between data types.

2.1 The Groupoid of Isomorphisms

We implement an isomorphism between two objects X and Y as a Haskell data type encapsulating a bijection f and its inverse g . We will call the *from* function the first component (a *section* in category theory parlance) and the *to* function the second component (a *retraction*) defining the isomorphism. We can organize isomorphisms as a *groupoid* as follows:

$$\begin{array}{ccc} X & \xrightarrow{f = g^{-1}} & Y \\ & \xleftarrow{g = f^{-1}} & \end{array}$$

```
data Iso a b = Iso (a→b) (b→a)
```

```
from (Iso f _) = f
to (Iso _ g) = g
```

```
compose :: Iso a b → Iso b c → Iso a c
compose (Iso f g) (Iso f' g') = Iso (f' . f) (g . g')
itself = Iso id id
invert (Iso f g) = Iso g f
```

Assuming that for any pair of type `Iso a b`, $f \circ g = id_a$ and $g \circ f = id_b$, we can now formulate *laws* about isomorphisms that can be used to test correctness of implementations with tools like QuickCheck [7].

Proposition 1 *The data type `Iso` has a groupoid structure, i.e. the `compose` operation, when defined, is associative, `itself` acts as an identity element and `invert` computes the inverse of an isomorphism.*

We can transport operations from an object to another with *borrow* and *lend* combinators defined as follows:

```
borrow :: Iso t s → (t → t) → s → s
borrow (Iso f g) h x = f (h (g x))
borrow2 (Iso f g) h x y = f (h (g x) (g y))
borrowN (Iso f g) h xs = f (h (map g xs))

lend :: Iso s t → (t → t) → s → s
lend = borrow . invert
lend2 = borrow2 . invert
lendN = borrowN . invert
```

The combinators `fit` and `retrofit` just transport an object `x` through an isomorphism and apply to it an operation `op` available on the other side:

```
fit :: (b → c) → Iso a b → a → c
fit op iso x = op ((from iso) x)

retrofit :: (a → c) → Iso a b → b → c
retrofit op iso x = op ((to iso) x)
```

We can see the combinators `from`, `to`, `compose`, `itself`, `invert`, `borrow`, `lend`, `fit` etc. as part of an *embedded data transformation language*. Note that in this design we borrow from our strongly typed host programming language its abstraction layers and safety mechanisms that continue to check the semantic validity of the embedded language constructs.

2.2 Choosing a Root

To avoid defining $n(n-1)/2$ isomorphisms between n objects, we choose a *Root* object to/from which we will actually implement isomorphisms. We will extend our embedded combinator language using the groupoid structure of the isomorphisms to connect any two objects through isomorphisms to/from the *Root*.

Choosing a *Root* object is somewhat arbitrary, but it makes sense to pick a representation that is relatively easy convertible to various others, efficiently implementable and, last but not least, scalable to accommodate large objects up to the runtime system's actual memory limits.

We will choose as our *Root* object *Finite Sequences of Natural Numbers*. They can be seen as as finite functions from an initial segment of *Nat*, say $[0..n]$, to *Nat*. We will represent them as lists i.e. their Haskell type is $[Nat]$. Alternatively, an array representation can be chosen.

```
type Nat = Integer
type Root = [Nat]
```

We can now define an *Encoder* as an isomorphism connecting an object to *Root*

```
type Encoder a = Iso a Root
```

together with the combinators *with* and *as* providing an *embedded transformation language* for routing isomorphisms through two *Encoders*.

```
with :: Encoder a → Encoder b → Iso a b
with this that = compose this (invert that)

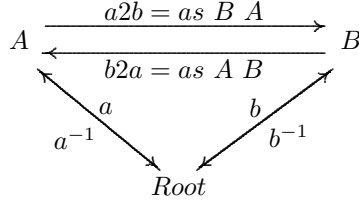
as :: Encoder a → Encoder b → b → a
as that this thing = to (with that this) thing
```

The combinator `with` turns two *Encoders* into an arbitrary isomorphism, i.e. acts as a connection hub between their domains. The combinator `as` adds a more convenient syntax such that converters between A and B can be designed as:

```

a2b x = as A B x
b2a x = as B A x

```



We will provide extensive use cases for these combinators as we populate our groupoid of isomorphisms. Given that $[Nat]$ has been chosen as the root, we will define our finite function data type *fun* simply as the identity isomorphism on sequences in $[Nat]$.

```

fun :: Encoder [Nat]
fun = itself

```

3 Extending the Groupoid of Isomorphisms

We will now populate our groupoid of isomorphisms with combinators based on a few primitive converters.

3.1 An Isomorphism to Finite Sets of Natural Numbers

The isomorphism is specified with two bijections `set2fun` and `fun2set`.

```

set :: Encoder [Nat]
set = Iso set2fun fun2set

```

While finite sets and sequences share a common representation $[Nat]$, sets are subject to the implicit constraint that all their elements are distinct¹. This suggests that a set like $\{7, 1, 4, 3\}$ could be represented by first ordering it as $\{1, 3, 4, 7\}$ and then compute the differences between consecutive elements. This gives $[1, 2, 1, 3]$, with the first element 1 followed by the increments $[2, 1, 3]$. To turn it into a bijection, including 0 as a possible member of a sequence, another adjustment is needed: elements in the sequence of increments should be replaced by their predecessors. This gives $[1, 1, 0, 2]$ as implemented by `set2fun`:

```

set2fun is | is_set is =
  map pred (genericTake 1 ys) where
    ns = sort is
    l = genericLength ns
    next n | n ≥ 0 = succ n

```

¹ Such constraints can be regarded as *laws* that we assume about a given data type, when needed, restricting it to the appropriate domain of the underlying mathematical concept.

```

xs=(map next ns)
ys=(zipWith (-) (xs++[0]) (0:xs))

```

```
is_set ns = ns==nub ns
```

It can now be verified easily that incremental sums of the successors of numbers in such a sequence, return the original set in sorted form, as implemented by `fun2set`:

```

fun2set ns =
  map pred (tail (scanl (+) 0 (map next ns))) where
    next n | n ≥ 0 = succ n

```

The resulting Encoder (`nat`) is now ready to interoperate with another Encoder:

```

*ISO> as set fun [0,1,0,0,4]
[0,2,3,4,9]
*ISO> as fun set [0,2,3,4,9]
[0,1,0,0,4]

```

As the example shows, this encoding maps arbitrary lists of natural numbers representing finite functions to strictly increasing sequences of (distinct) natural numbers representing sets.

3.2 Folding Sets into Natural Numbers

We can fold a set, represented as a list of distinct natural numbers into a single natural number, reversibly, by observing that it can be seen as the list of exponents of 2 in the number's base 2 representation.

```

nat_set = Iso nat2set set2nat

nat2set n | n ≥ 0 = nat2exps n 0 where
  nat2exps 0 _ = []
  nat2exps n x =
    if (even n) then xs else (x:xs) where
      xs=nat2exps (n `div` 2) (succ x)

set2nat ns | is_set ns = sum (map (2^) ns)

```

We will standardize this pair of operations as an *Encoder* for a natural number using our Root as a mediator:

```

nat :: Encoder Nat
nat = compose nat_set set

```

Given that `nat` is an isomorphism from to the Root `fun` on can use directly its `from` and `to` components:

```

*ISO> from nat 2008
[3,0,1,0,0,0,0]
*ISO> to nat it
2008

```

Moreover, the resulting Encoder (`nat`) is now ready to interoperate with any Encoder, in a generic way:

```
*ISO> as fun nat 2008
[3,0,1,0,0,0,0]
*ISO> as set nat 2008
[3,4,6,7,8,9,10]
*ISO> as nat set [3,4,6,7,8,9,10]
2008
*ISO> lend nat reverse 2008
1135
*ISO> lend nat_set reverse 2008
2008
*ISO> borrow nat_set succ [1,2,3]
[0,1,2,3]
*ISO> as set nat 42
[1,3,5]
*ISO> fit length nat 42
3
*ISO> retrofit succ nat_set [1,3,5]
43
```

The reader might notice at this point that we have already made full circle - as finite sets can be seen as instances of finite sequences. Injective functions that are not surjections with wider and wider gaps can be generated using the fact that one of the representations is information theoretically “denser” than the other, for a given range:

```
*ISO> as set fun [0,1,2,3]
[0,2,5,9]
*ISO> as set fun $ as set fun [0,1,2,3]
[0,3,9,19]
*ISO> as set fun $ as set fun $ as set fun [0,1,2,3]
[0,4,14,34]
```

3.3 Encoding Finite Multisets

Multisets [8] are unordered collections with repeated elements. Non-decreasing sequences provide a canonical representation for multisets of natural numbers. A factorization of a natural number is uniquely described as multi-set or primes. We will use the fact that each prime number is uniquely associated to its position in the infinite stream of primes to obtain a bijection from multisets of natural numbers to natural numbers. We assume defined a prime generator `primes` and a factoring function `to_factors` (see Appendix).

The function `nat2pmset` maps a natural number to the multiset of prime positions in its factoring. Note that we treat 0 as [] and shift `n` to `n+1` to accomodate 0 and 1, to which prime factoring operations do not apply.

```
nat2pmset 0 = []
```

```

nat2pmset n = map (pos_in (h:ts)) (to_factors (n+1) h ts) where
  (h:ts)=genericTake (n+1) primes
  pos_in xs x = fromIntegral i where
    Just i=elemIndex x xs

```

The function `pmset2nat` maps back a multiset of positions of primes to the result of the product of the corresponding primes. Again, we map `[]` to 0 and shift back by 1 the result.

```

pmset2nat [] = 0
pmset2nat ns = (product ks)-1 where
  ks=map ((ps !!) . fromIntegral) ns
  ps=primes

```

We obtain the Encoder:

```

pmset :: Encoder [Nat]
pmset = compose (Iso pmset2nat nat2pmset) nat

```

working as follows:

```

*ISO> as pmset nat 2008
[3,3,12]
*ISO> as nat pmset it
2008
*ISO> map (as pmset nat) [0..7]
[[],[0],[1],[0,0],[2],[0,1],[3],[0,0,0]]

```

Note that the mappings from a set or sequence to a number work in time and space linear in the bitsize of the number. On the other hand, as prime number enumeration and factoring are involved in the mapping from numbers to multisets this encoding is intractable for all but small values.

3.4 Unfolding Natural Numbers into Bitstrings

This isomorphism is well known, except that it is usually ignored that conventional bit representations of integers need a twist to be mapped one-to-one to *arbitrary* sequences of 0s and 1s. As the usual binary representation always has 1 as its highest digit, `nat2bits` will drop this bit, given that the length of the list of digits is (implicitly) known. This brings us a bijection between *Nat* and the regular language $\{0,1\}^*$.

```

bits :: Encoder [Nat]
bits = compose (Iso bits2nat nat2bits) nat

nat2bits = drop_last . (to_base 2) . succ

drop_last bs=
  genericTake ((genericLength bs)-1) bs

to_base base n = d :
  (if q==0 then [] else (to_base base q)) where

```

```

(q,d) = quotRem n base

bits2nat bs = pred (from_base 2 (bs ++ [1]))

from_base base [] = 0
from_base base (x:xs) | x ≥ 0 && x < base =
  x+base*(from_base base xs)

```

Note also that, strictly speaking, this is only an isomorphism when bits are in $\{0,1\}$, therefore we shall assume this constraint as a *law* governing this Encoder. The following examples show two conversion operations and *bits* borrowing a multiplication operation from *nat*.

```

*ISO> as bits nat 42
[1,1,0,1,0]
*ISO> as nat bits [1,1,0,1,0]
42
*ISO> borrow2 (with nat bits) (*) [1,1,0] [1,0,1,1]
[1,0,0,1,1,0,0,0]

```

The reader might notice at this point that we have made full circle again - as bitstrings can be seen as instances of finite sequences. Injective functions that are not surjections with wider and wider gaps can be generated by composing the *as* combinators:

```

*ISO> as bits fun [1,1]
[1,1,0]
*ISO> as bits fun (as bits fun [1,1])
[1,1,0,1]
*ISO> as bits fun $ as bits fun $ as bits fun [1,1]
[1,1,0,1,1,0]

```

3.5 Functional Binary Numbers

Church numerals are well known as a functional representation for Peano arithmetic. While benefiting from lazy evaluation, they implement a form of unary arithmetic that uses $O(n)$ space to represent n . This suggest devising a functional representation that mimics binary numbers. We will do this following the model described in subsection 3.4 to provide an isomorphism between *Nat* and the functional equivalent of the regular language $\{0,1\}^*$. We will view each bit as a $Nat \rightarrow Nat$ transformer:

```

b x = pred x -- begin
o x = 2*x+0 -- bit 0
i x = 2*x+1 -- bit 1
e = 1      -- end

```

As the following example shows, composition of functions *o* and *i* closely parallels the corresponding bitlists:

```

*ISO> b$i$o$o$i$i$o$i$i$i$e
2008
*ISO> as bits nat 2008
[1,0,0,1,1,0,1,1,1,1]

```

We can follow the same model with and abstract data type:

```

data D = E | O D | I D deriving (Eq,Ord,Show,Read)
data B = B D deriving (Eq,Ord,Show,Read)

```

from which we can generate functional bitstrings as an instance of a *fold* operation:

```

funbits2nat :: B → Nat
funbits2nat = bfold b o i e

bfold fb fo fi fe (B d) = fb (dfold d) where
  dfold E = fe
  dfold (O x) = fo (dfold x)
  dfold (I x) = fi (dfold x)

```

Dually, we can reverse the effect of the functions b, o, i, e as:

```

b' x = succ x
o' x | even x = x `div` 2
i' x | odd x = (x-1) `div` 2
e' = 1

```

and define a generator for our data type as an *unfold* operation:

```

nat2funbits :: Nat → B
nat2funbits = bunfold b' o' i' e'

bunfold fb fo fi fe x = B (dunfold (fb x)) where
  dunfold n | n == fe = E
  dunfold n | even n = O (dunfold (fo n))
  dunfold n | odd n = I (dunfold (fi n))

```

The two operations form an isomorphism:

```

*ISO> funbits2nat (B$I$0$0$I$I$0$I$I$I$E)
2008
*ISO> nat2funbits it
B (I (O (O (I (I (O (I (I (I (I E))))))))))

```

We can define our Encoder as follows:

```

funbits :: Encoder B
funbits = compose (Iso funbits2nat nat2funbits) nat

```

Arithmetic operations can now be performed directly on this representation. For instance, one can define a successor function as:

```

bsucc (B d) = B (dsucc d) where
  dsucc E = O E
  dsucc (O x) = I x
  dsucc (I x) = O (dsucc x)

```

Equivalently arithmetics can be borrowed from *Nat*:

```
*ISO> bsucc (B $ I $ 0 $ 0 $ I $ I $ 0 $ I $ I $ I $ I $ E)
B (0 (I (0 (I (I (0 (I (I (I (I E))))))))))
*ISO> as nat funbits it
2009
*ISO> borrow (with nat funbits)
      succ (B $ I $ 0 $ 0 $ I $ I $ 0 $ I $ I $ I $ I $ E)
B (0 (I (0 (I (I (0 (I (I (I (I E))))))))))
*ISO> as nat funbits it
2009
```

While Haskell’s C-based arbitrary length integers are likely to be more efficient for most operations, this representation, like Church numerals, has the benefit of supporting partial or delayed computations through lazy evaluation.

4 Generic Unranking and Ranking Hylomorphisms

The *ranking problem* for a family of combinatorial objects is finding a unique natural number associated to it, called its *rank*. The inverse *unranking problem* consists of generating a unique combinatorial object associated to each natural number.

4.1 Pure Hereditarily Finite Data Types

The unranking operation is seen here as an instance of a generic *anamorphism* mechanism (an *unfold* operation), while the ranking operation is seen as an instance of the corresponding catamorphism (a *fold* operation) [9, 10]. Together they form a mixed transformation called *hylomorphism*. We will use such hylomorphisms to lift isomorphisms between lists and natural numbers to isomorphisms between a derived “self-similar” tree data type and natural numbers. In particular we will derive Ackermann’s encoding from Hereditarily Finite Sets to Natural Numbers.

The data type representing hereditarily finite structures will be a generic multi-way tree with a single leaf type [].

```
data T = H [T] deriving (Eq,Ord,Read,Show)
```

The two sides of our hylomorphism are parameterized by two transformations **f** and **g** forming an isomorphism **Iso f g**:

```
unrank f n = H (unranks f (f n))
unranks f ns = map (unrank f) ns
```

```
rank g (H ts) = g (ranks g ts)
ranks g ts = map (rank g) ts
```

Both combinators can be seen as a form of “structured recursion” that propagate a simpler operation guided by the structure of the data type. For instance, the size of a tree of type *T* is obtained as:

```
tsize = rank (λxs→1 + (sum xs))
```

Note also that `unrank` and `rank` work on T in cooperation with `unranks` and `ranks` working on $[T]$.

We can now combine an anamorphism+catamorphism pair into an isomorphism `hylo` defined with `rank` and `unrank` on the corresponding hereditarily finite data types:

```
hylo :: Iso b [b] → Iso T b
hylo (Iso f g) = Iso (rank g) (unrank f)
```

```
hylos :: Iso b [b] → Iso [T] [b]
hylos (Iso f g) = Iso (ranks g) (unranks f)
```

Hereditarily Finite Sets Hereditarily Finite Sets will be represented as an Encoder for the tree type T :

```
hfs :: Encoder T
hfs = compose (hylo nat_set) nat
```

The `hfs` Encoder can now borrow operations from sets or natural numbers as follows:

```
hfs_union = borrow2 (with set hfs) union
hfs_succ = borrow (with nat hfs) succ
hfs_pred = borrow (with nat hfs) pred
```

```
*ISO> hfs_succ (H [])
H [H []]
*ISO> hfs_union (H [H []] ) (H [])
H [H []]
```

Otherwise, hylomorphism induced isomorphisms work as usual with our embedded transformation language:

```
*ISO> as hfs nat 42
H [H [H []],H [H [],H [H []]],H [H [],H [H [H []]]]]
*ISO> as hfs nat 2008
H [H [H [],H [H []]],H [H [H [H []]],H [H [H []],
  H [H [H []]],H [H [],H [H []],H [H [H []]]],
  H [H [H [],H [H []]],H [H [],H [H [],H [H [H []]]],
  H [H [H []],H [H [],H [H [H []]]]]]
```

One can notice that we have just derived as a “free algorithm” Ackermann’s encoding [11, 12] from Hereditarily Finite Sets to Natural Numbers:

$$f(x) = \text{if } x = \{\} \text{ then } 0 \text{ else } \sum_{a \in x} 2^{f(a)}$$

together with its inverse:

```
ackermann = as nat hfs
inverse_ackermann = as hfs nat
```

One can represent the action of a hylomorphism unfolding a natural number into a hereditarily finite set as a directed graph with outgoing edges induced by by applying the `inverse_ackermann` function as shown in Fig. 1.

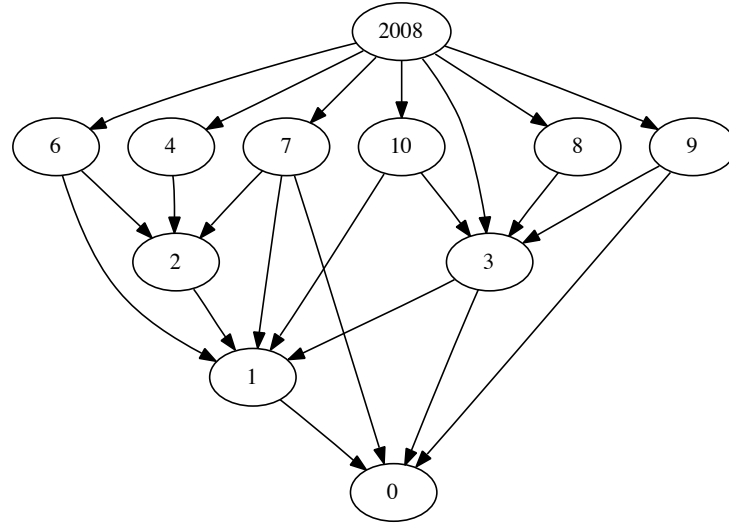


Fig. 1: 2008 as a HFS

Hereditarily Finite Functions The same tree data type can host a hylomorphism derived from finite functions instead of finite sets:

```

hff :: Encoder T
hff = compose (hylo nat) nat

```

The `hff` Encoder can be seen as another “free algorithm”, providing data compression/succinct representation for Hereditarily Finite Sets. Note, for instance, the significantly smaller tree size in:

```

*ISO> as hff nat 42
H [H [H []],H [H []],H [H []]]
ISO> as hff nat 2008
H [H [H [],H []],H [],H [H []],H [],H [],H [],H []]

```

As the cognoscenti might observe this is explained by the fact that `hff` provides higher information density than `hfs`, by incorporating order information that matters in the case of a sequence and is ignored in the case of a set. One can represent the action of a hylomorphism unfolding a natural number into a hereditarily finite function as a directed ordered multi-graph as shown in Fig. 2. Note that as the mapping `as fun nat` generates a sequence where the order of

the edges matters, this order is indicated integers starting from 0 labeling the edges.

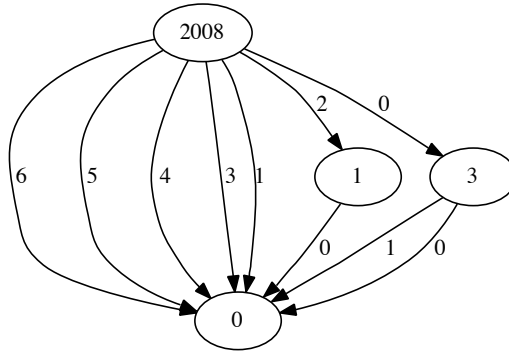


Fig. 2: 2008 as a HFF

It is also interesting to connect sequences and HFF directly - in case one wants to represent giant “sparse numbers” that correspond to sequences that would overflow memory if represented as natural numbers but have a relatively simple structure as formulae used to compute them. We obtain the Encoder:

```
hffs :: Encoder T
hffs = Iso hff2fun fun2hff
```

```
fun2hff ns = H (map (as hff nat) ns)
hff2fun (H hs) = map (as nat hff) hs
```

which can be used to generate HFFs associated to very large numbers:

```
*ISO> as hffs fun [2^65,2^131]
H [H [H [H [],H [H [],H [H []]]],H [H [H [],H [],H [H [],H [H []]]]]]
```

4.2 Hereditarily Finite Multisets

In a similar way, one can derive an Encoder for Hereditarily Finite Multisets:

```
nat_pmset = Iso nat2pmset pmset2nat
```

```
hfpm :: Encoder T
hfpm = compose (hylo nat_pmset) nat
```

working as follows:

```
*ISO> as hfpm nat 2008
H [H [H [],H []],H [H [],H []],H [H [H [],H [H []]]]]
*ISO> as nat hfpm it
2008
```

After implementing this encoding some Google search revealed that it is essentially the same as [13] where it appears as an encoding of *rooted trees*.

4.3 A Hylomorphism with Atoms/Urelements

A similar construction can be carried out for the more practical case when Atoms (*Urelements* in Set Theory parlance) are present. Hereditarily Finite Sets with Urelements are represented as generic multi-way trees with a leaf type holding urelements/atoms:

```
data UT a = A a | F [UT a] deriving (Eq,Ord,Read,Show)
```

Atoms will be mapped to natural numbers in $[0..ulimit-1]$. Assuming for simplicity that `ulimit` is fixed, we denote this set A and denote UT the set of trees of type UT with atoms in A .

Unranking As an adaptation of the *unfold* operation, natural numbers will be mapped to elements of UT with a generic higher order function `unrankU f`, defined from Nat to UT , parameterized by the natural number `ulimit` and the transformer function `f`:

```
ulimit = 4

unrankU _ n | n >= 0 && n < ulimit = A n
unrankU f n = F (unranksU f (f (n-ulimit)))

unranksU f ns = map (unrankU f) ns
```

Ranking Similarly, as an adaptation of *fold*, a generic inverse mapping `rankU` is defined as:

```
rankU _ (A n) | n >= 0 && n < ulimit = n
rankU g (F ts) = ulimit + (g (ranksU g ts))

ranksU g ts = map (rankU g) ts
```

where `rankU g` maps trees to numbers and `ranksU g` maps lists of trees to lists of numbers.

The following proposition describes conditions under which `rankU` and `unrankU` can be used to lift isomorphisms between $[Nat]$ and Nat to isomorphisms involving hereditarily finite structures:

Proposition 2 *If the transformer function $f : Nat \rightarrow [Nat]$ is a bijection with inverse g , such that $n \geq ulimit \wedge f(n) = [n_0, \dots, n_i, \dots, n_k] \Rightarrow n_i < n$, then $(unrankU f) : Nat \rightarrow UT$ is a bijection with inverse $(rankU g) : UT \rightarrow Nat$ and the recursive computations defining both functions terminate in a finite number of steps.*

Proof. Note that `unrankU` terminates as its arguments strictly decrease at each step and `rankU` terminates as leaf nodes are eventually reached. That both are bijections, follows by induction on the structure of *Nat* and *UT*, given that `map` preserves bijections and that adding/subtracting *ulimit* ensures that encodings of atoms and sets never overlap.

The resulting hylomorphisms are defined as previously:

```
hyloU (Iso f g) = Iso (rankU g) (unrankU f)
hylosU (Iso f g) = Iso (ranksU g) (unranksU f)
```

An Encoder for Hereditarily Finite Sets with Urelements is defined as:

```
uhfs :: Encoder (UT Nat)
uhfs = compose (hyloU nat_set) nat
```

Note that this encoder provides a generalization of Ackermann's mapping, to Hereditarily Finite Sets with Urelements in $[0..u-1]$ defined as:

$$f_u(x) = \text{if } x < u \text{ then } x \text{ else } u + \sum_{a \in x} 2^{f_u(a)}$$

A similar Encoder for Hereditarily Finite Functions with Urelements is defined as:

```
uhff :: Encoder (UT Nat)
uhff = compose (hyloU nat) nat
```

4.4 Extending the encoding for the case of an infinite set of Atoms/Urelements

An adaptation of the previous construction for the case when an infinite supply of atoms/urelements is needed (i.e. when their number is not known in advance) follows.

Unranking As an adaptation of the *unfold* operation, natural numbers will be mapped to elements of *UT* with a generic higher order function `unrankIU f`, defined from *Nat* to *UT*, parameterized by the transformer function `f`:

```
unrankIU _ n | even n = A (n `div` 2)
unrankIU f n = F (unranksIU f (f ((n-1) `div` 2)))
```

```
unranksIU f ns = map (unrankIU f) ns
```

Note that (an infinite supply of) even numbers provides codes for atoms, while odd numbers are used to encode the non-leaf structure of the trees in *UT*.

Ranking Similarly, as an adaptation of *fold*, a generic inverse mapping `rankIU g` is defined as:

```
rankIU _ (A n) = 2*n
rankIU g (F ts) = 1+2*(g (ranksIU g ts))
```

```
ranksIU g ts = map (rankIU g) ts
```

where `rankIU g` maps trees to numbers and `ranksIU g` maps lists of trees to lists of numbers.

The resulting hylomorphisms are defined as previously:

```
hyloIU (Iso f g) = Iso (rankIU g) (unrankIU f)
hylosIU (Iso f g) = Iso (ranksIU g) (unranksIU f)
```

An Encoder for Hereditarily Finite Sets with an infinite supply of Urelements is defined as:

```
ihufs :: Encoder (UT Nat)
ihufs = compose (hyloIU nat_set) nat
```

A similar Encoder for Hereditarily Finite Functions with an infinite supply of Urelements is defined as:

```
ihuff :: Encoder (UT Nat)
ihuff = compose (hyloIU nat) nat
```

5 Permutations and Hereditarily Finite Permutations

We have seen that finite sets and their derivatives represent information in an *order* independent way, focusing exclusively on information *content*. We will now look at data representations that focus exclusively on *order* in a *content* independent way - finite permutations and their hereditarily finite derivatives.

To obtain an encoding for finite permutations we will first review a ranking/unranking mechanism for permutations that involves an unconventional numeric representation, *factoradics*.

5.1 The Factoradic Numeral System

The factoradic numeral system [14] replaces digits multiplied by a power of a base n with digits that multiply successive values of the factorial of n . In the increasing order variant `fr` the first digit d_0 is 0, the second is $d_1 \in \{0, 1\}$ and the n -th is $d_n \in [0..n]$. For instance, $42 = 0 * 0! + 0 * 1! + 0 * 2! + 3 * 3! + 1 * 4!$. The left-to-right, decreasing order variant `f1` is obtained by reversing the digits of `fr`.

```
fr 42
  [0,0,0,3,1]
rf [0,0,0,3,1]
42
f1 42
  [1,3,0,0,0]
lf [1,3,0,0,0]
42
```

The function `fr` generating the factoradics of n , right to left, handles the special case of 0 and calls a local function `f` which recurses and divides with increasing values of n while collecting digits with `mod`:

```

fr 0 = [0]
fr n = f 1 n where
  f _ 0 = []
  f j k = (k 'mod' j) :
          (f (j+1) (k 'div' j))

```

The function `f1`, with digits left to right is obtained as follows:

```
f1 = reverse . fr
```

The function `lf` (inverse of `f1`) converts back to decimals by summing up results while computing the factorial progressively:

```

rf ns = sum (zipWith (*) ns factorials) where
  factorials=scanl (*) 1 [1..]

```

Finally, `lf`, the inverse of `f1` is obtained as:

```
lf = rf . reverse
```

5.2 Ranking and unranking permutations of given size with Lehmer codes and factoradics

The Lehmer code of a permutation f of size n is defined as the sequence $l(f) = (l_1(f) \dots l_i(f) \dots l_n(f))$ where $l_i(f)$ is the number of elements of the set $\{j > i | f(j) < f(i)\}$ [15].

Proposition 3 *The Lehmer code of a permutation determines the permutation uniquely.*

The function `perm2nth` computes a `rank` for a permutation `ps` of `size>0`. It starts by first computing its Lehmer code `ls` with `perm2lehmer`. Then it associates a unique natural number `n` to `ls`, by converting it with the function `lf` from factoradics to decimals. Note that the Lehmer code `Ls` is used as the list of digits in the factoradic representation.

```

perm2nth ps = (1,lf ls) where
  ls=perm2lehmer ps
  l=genericLength ls

```

```

perm2lehmer [] = []
perm2lehmer (i:is) = 1:(perm2lehmer is) where
  l=genericLength [j|j<-is,j<i]

```

The function `nat2perm` provides the matching *unranking* operation associating a permutation `ps` to a given `size>0` and a natural number `n`. It generates the n -th permutation of a given size.

```

nth2perm (size,n) =
  apply_lehmer2perm (zs++xs) [0..size-1] where
    xs=f1 n
    l=genericLength xs
    k=size-1
    zs=genericReplicate k 0

```

The following function extracts a permutation from a “digit” list in factoradic representation.

```
apply_lehmer2perm [] [] = []
apply_lehmer2perm (n:ns) ps@(x:xs) =
  y : (apply_lehmer2perm ns ys) where
    (y,ys) = pick n ps
```

```
pick i xs = (x,ys++zs) where
  (ys,(x:zs)) = genericSplitAt i xs
```

Note also that `apply_lehmer2perm` is used this time to reconstruct the permutation `ps` from its Lehmer code, which in turn is computed from the permutation’s factoradic representation.

One can try out this bijective mapping as follows:

```
nth2perm (5,42)
[1,4,0,2,3]
perm2nth [1,4,0,2,3]
(5,42)
nth2perm (8,2008)
[0,3,6,5,4,7,1,2]
perm2nth [0,3,6,5,4,7,1,2]
(8,2008)
```

5.3 A bijective mapping from permutations to natural numbers

Like in the case of BDDs, one more step is needed to extend the mapping between permutations of a given length to a bijective mapping from/to *Nat*: we will have to “shift towards infinity” the starting point of each new bloc of permutations in *Nat* as permutations of larger and larger sizes are enumerated.

First, we need to know by how much - so we compute the sum of all factorials up to $n!$.

```
sf n = rf (genericReplicate n 1)
```

This is done by noticing that the factoradic representation of $[0,1,1,...]$ does just that.

What we are really interested into, is decomposing n into the distance to the last sum of factorials smaller than n , n_m and the its index in the sum, k .

```
to_sf n = (k,n-m) where
  k=pred (head [x|x←[0..],sf x>n])
  m=sf k
```

Unranking of an arbitrary permutation is now easy - the index k determines the size of the permutation and $n-m$ determines the rank. Together they select the right permutation with `nth2perm`.

```
nat2perm 0 = []
nat2perm n = nth2perm (to_sf n)
```

Ranking of a permutation is even easier: we first compute its size and its rank, then we shift the rank by the sum of all factorials up to its size, enumerating the ranks previously assigned.

```
perm2nat ps = (sf 1)+k where
  (1,k) = perm2nth ps
```

It works as follows:

```
nat2perm 2008
  [0,2,3,1,4]
perm2nat [0,2,3,1,4]
  42
nat2perm 2008
  [1,4,3,2,0,5,6]
perm2nat [1,4,3,2,0,5,6]
  2008
```

We can now define the Encoder as:

```
perm :: Encoder [Nat]
perm = compose (Iso perm2nat nat2perm) nat
```

The Encoder works as follows:

```
*ISO> as perm nat 2008
  [1,4,3,2,0,5,6]
*ISO> as nat perm it
  2008
*ISO> as perm nat 1234567890
  [1,6,11,2,0,3,10,7,8,5,9,4,12]
*ISO> as nat perm it
  1234567890
```

5.4 Hereditarily Finite Permutations

By using the generic `unrank` and `rank` functions defined in section 4 we can extend the `nat2perm` and `perm2nat` to encodings of Hereditarily Finite Permutations (*HFP*).

```
nat2hfp = unrank nat2perm
hfp2nat = rank perm2nat
```

The encoding works as follows:

```
*ISO> nat2hfp 42
H [H [],H [H [],H [H []]],H [H [H []],H []],
  H [H []],H [H [],H [H []],H [H [],H [H []]]]
*ISO> hfp2nat it
  42
```

We can now define the Encoder as:

```

hfp :: Encoder T
hfp = compose (Iso hfp2nat nat2hfp) nat

```

The Encoder works as follows:

```

*ISO> as hfp nat 42
H [H [],H [H []],H [H []]],H [H [H []],H []],
  H [H []],H [H [],H [H []],H [H [],H [H []]]]
*ISO> as nat hfp it
42
*JFISO> as hfp nat 2008
H [H [H []],H [H [],H [H []],H [H [],H [H []]]],H [H [H []],H []],
  H [H [],H [H []]],H [],H [H [],H [H [],H [H []]],H [H []]],
  H [H [H []],H [],H [H [],H [H []]]]
*ISO> as nat hfp it
2008

```

As shown in Fig 3 an ordered digraph (with labels starting from 0 representing the order of outgoing edges) can be used to represent the unfolding of a natural number to the associated hereditarily finite permutation. An interesting prop-

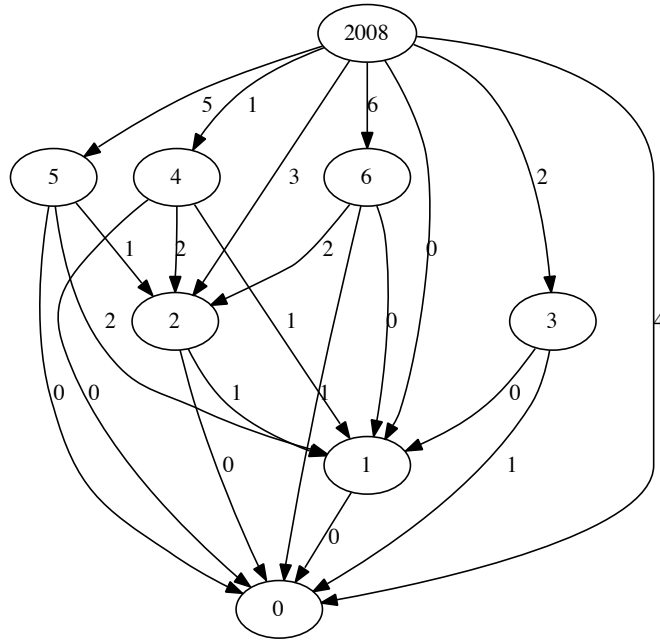


Fig. 3: 2008 as a HFP

erty of graphs associated to hereditarily finite permutations is that moving from a number n to its successor typically only induces a reordering of the labeled edges, as shown in Fig. 4.

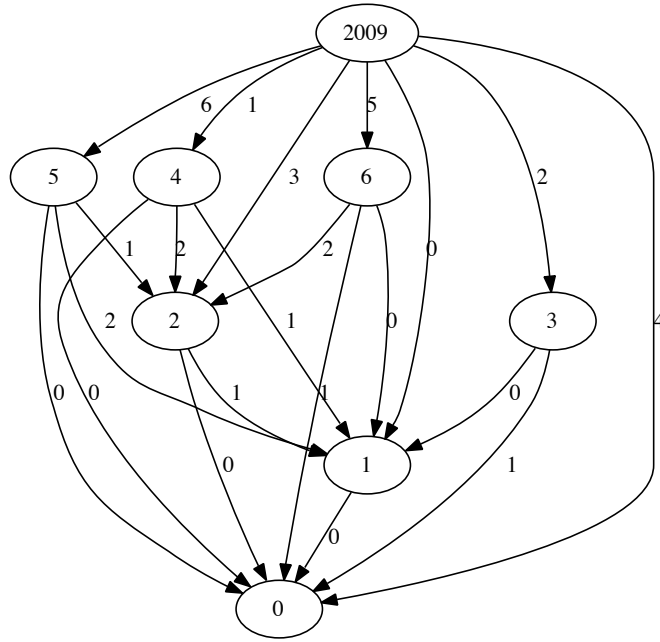


Fig. 4: 2009 as a HFP

6 Pairing/Unpairing

A *pairing* function is an isomorphism $f : \text{Nat} \times \text{Nat} \rightarrow \text{Nat}$. Its inverse is called *unpairing*.

6.1 The Pepis-Kalmar-Robinson Pairing Function

An classic pairing function is **pepis_J**, together with its left and right unpairing companions **pepis_K** and **pepis_L** that have been used, by Pepis, Kalmar and Robinson together with Cantor's functions, in some fundamental work on recursion theory, decidability and Hilbert's Tenth Problem in [16–24]. The function **pepis_J** combines two numbers reversibly by multiplying a power of 2 derived from the first and an odd number derived from the second:

$$f(x, y) = 2^x * (2 * y + 1) - 1 \quad (1)$$

Its Haskell implementation, together with its inverse is:

```
pepis_J x y = pred ((2^x)*(succ (2*y)))

pepis_K n = two_s (succ n)

pepis_L n = (pred (no_two_s (succ n))) 'div' 2
```

```
two_s n | even n = succ (two_s (n `div` 2))
two_s _ = 0
```

```
no_two_s n = n `div` (2^(two_s n))
```

This pairing function (slower in the second argument) works as follows:

```
pepis_J 1 10
  41
pepis_J 10 1
  3071
[pepis_J i j | i <- [0..3], j <- [0..3]]
  [0,2,4,6,1,5,9,13,3,11,19,27,7,23,39,55]
```

As Haskell provides a built-in ordered pair, it is convenient to regroup the functions `J`, `K`, `L` (given in Julia Robinson’s original notation) as mappings to/from built-in ordered pairs:

```
pepis_pair (x,y) = pepis_J x y
pepis_unpair n = (pepis_K n, pepis_L n)
```

Observing that the number of 0s in front of the representation of a natural number `n` as a sequence equals `pepis_K n`, an alternative implementation could be:

```
pepis_pair' (x,y) = (fun2nat (x:(nat2fun y)))-1
```

```
pepis_unpair' n = (x, fun2nat ns) where
  (x:ns) = nat2fun (n+1)
```

```
fun2nat = set2nat . fun2set
nat2fun = set2fun . nat2set
```

Note also that `pepis_unpair` is “asymmetrical” in the sense that its first component grows much slower than the second, when applied to `[0..]`. Sometimes it is more useful to have the opposite behavior

```
rpepis_pair (x,y) = pepis_pair (y,x)
rpepis_unpair n = (y,x) where (x,y) = pepis_unpair n
```

After defining

```
type Nat2 = (Nat, Nat)
```

we obtain the encoder

```
pnat2 :: Encoder Nat2
pnat2 = compose (Iso pepis_pair pepis_unpair) nat
```

```
rpnat2 :: Encoder Nat2
rpnat2 = compose (Iso rpepis_pair rpepis_unpair) nat
```

6.2 A Bitwise Pairing/Unpairing Function

We will now introduce an unusually simple pairing function (also mentioned in [25], p.142).

The function `bitpair` works by splitting a number's big endian bitstring representation into odd and even bits, while its inverse `bitunpair` blends the odd and even bits back together.

```
bitpair :: Nat2 → Nat
bitpair (i,j) =
  set2nat ((evens i) ++ (odds j)) where
    evens x = map (2*) (nat2set x)
    odds y = map succ (evens y)

bitunpair :: Nat → Nat2
bitunpair n = (f xs, f ys) where
  (xs,ys) = partition even (nat2set n)
  f = set2nat . (map ('div' 2))
```

The transformation of the bitlists is shown in the following example with bitstrings aligned:

```
*ISO> bitunpair 2008
(60,26)

-- 2008:[0, 0, 0, 1, 1, 0, 1, 1, 1, 1, 1]
-- 60:[0, 0, 1, 1, 1, 1]
-- 26:[ 0, 1, 0, 1, 1]
```

We can derive the following Encoder:

```
nat2 :: Encoder Nat2
nat2 = compose (Iso bitpair bitunpair) nat
```

working as follows:

```
*ISO> as nat2 nat 2008
(60,26)
*ISO> as nat nat2 (60,26)
2008
```

In a way similar to hereditarily finite trees generated by unfoldings one can apply strictly decreasing² unpairing functions recursively. Figures 5 and 6 show the directed graphs describing recursive application of `bitunpair` and `pepis.unpair`.

Given that unpairing functions are bijections from Nat to $Nat \times Nat$ they will progressively cover all points having natural number coordinates in the plan. Figures 7 and 8 show the curves generated by `bitunpair` and `pepis.unpair`.

Fig. 9 shows the action of the pairing function `bitpair` on its two arguments arguments in $[0..63]$.

² except for 0 and 1, typically

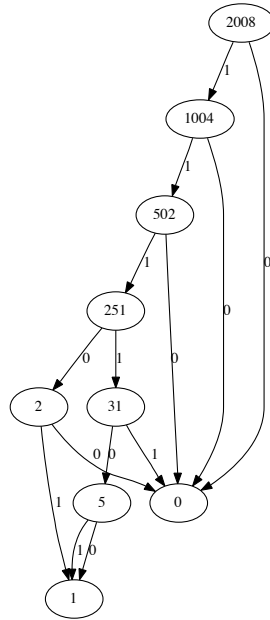


Fig. 5: Graph obtained by recursive application of `pepis_unpair` for 2008

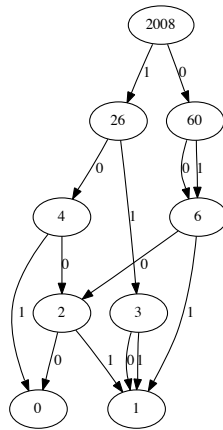


Fig. 6: Graph obtained by recursive application of `bitunpair` for 2008

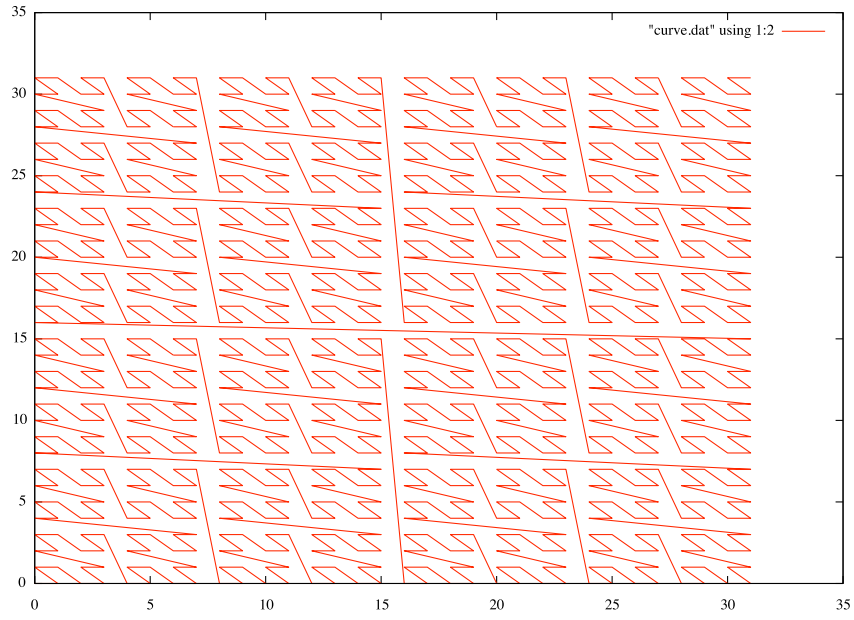


Fig. 7: 2D curve connecting values of `bitunpair n` for $n \in [0..2^{10} - 1]$

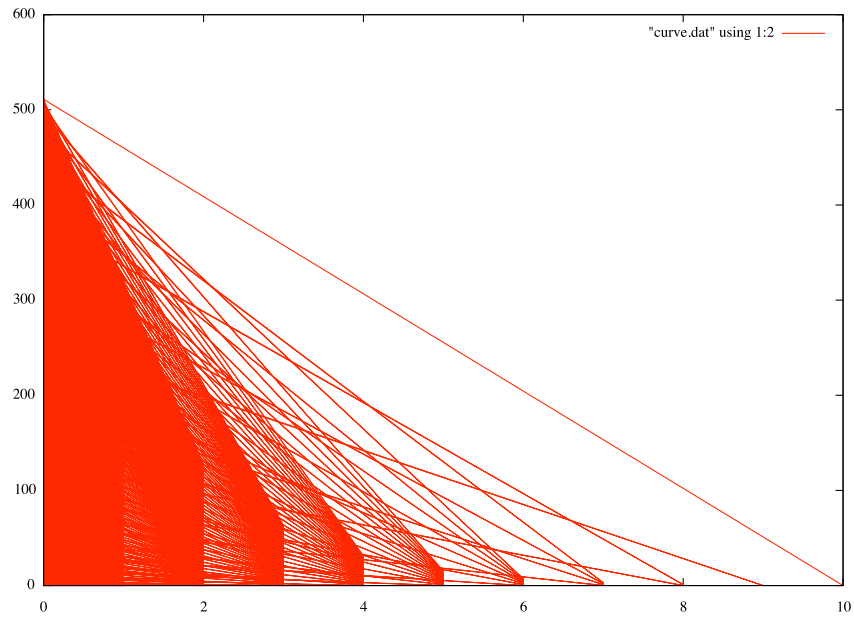


Fig. 8: 2D curve connecting values of `pepis_unpair n` for $n \in [0..2^{10} - 1]$

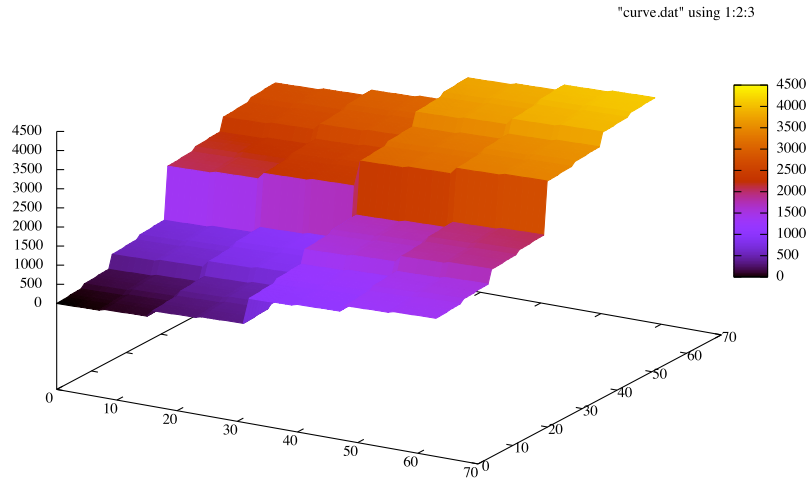


Fig. 9: Values of bitpair x y with x,y in [0..63]

To derive an encoding of unordered pairs, i.e. 2 element sets, one can combine pairing/unpairing with conversion between sequences and sets:

```
pair2unord_pair (x,y) = fun2set [x,y]
unord_pair2pair [a,b] = (x,y) where
  [x,y]=set2fun [a,b]
```

```
unord_unpair = pair2unord_pair . bitunpair
unord_pair = bitpair . unord_pair2pair
```

We can derive the following equivalent Encoders:

```
set2 :: Encoder [Nat]
set2 = compose (Iso unord_pair2pair pair2unord_pair) nat2
```

that goes through nat2, working as follows:

```
*ISO> as set2 nat 2008
[60,87]
*ISO> as nat set2 it
2008
```

and

```
set2' :: Encoder [Nat]
set2' = compose (Iso unord_pair unord_unpair) nat
```

that goes through nat, working as follows:

```

*ISO> as set2' nat 2008
[60,87]
*ISO> as nat set2' [60,87]
2008
*ISO> as nat set2' [87,60]
2008

```

7 Cons-Lists with Pairing/Unpairing

The simplest application of pairing/unpairing operations is encoding of cons-lists of natural numbers, defined as the data type:

```

data CList = Atom Nat | Cons CList CList
  deriving (Eq,Ord,Show,Read)

```

First, to provide an infinite supply of atoms, we encode them as even numbers:

```

to_atom n = 2*n
from_atom a | is_atom a = a `div` 2
is_atom n = even n  && n ≥ 0

```

Next, as we want atoms and cons cell disjoint, we will encode the later as odd numbers:

```

is_cons n = odd n && n > 0
decons z | is_cons z = pepis_unpair ((z-1) `div` 2)
cons x y = 2*(pepis_pair (x,y))+1

```

We can deconstruct a natural number by recursing over applications of the unpairing-based `decons` combinator:

```

nat2cons n | is_atom n = Atom (from_atom n)
nat2cons n | is_cons n =
  Cons (nat2cons hd)
      (nat2cons tl) where
    (hd,tl) = decons n

```

We can reverse this process by recursing with the `cons` combinator on the `CList` data type:

```

cons2nat (Atom a) = to_atom a
cons2nat (Cons h t) = cons (cons2nat h) (cons2nat t)

```

The following example shows both transformations as inverses.

```

*ISO> cons2nat (Cons (Atom 0) (Cons (Atom 1) (Cons (Atom 2) (Atom 3))))
26589
*ISO> nat2cons 26589
Cons (Atom 0) (Cons (Atom 1) (Cons (Atom 2) (Atom 3)))

```

We obtain the Encoder:

```
clist :: Encoder CList
clist = compose (Iso cons2nat nat2cons) nat
```

The Encoder works as follows:

```
*ISO> as clist nat 101
Cons (Atom 0) (Cons (Atom 0) (Atom 3))
```

and can be used to generate random LISP-like data and code skeletons from natural numbers.

8 Revisiting Multiset Encodings

We will now use pairing/unpairing functions, in combination with mappings to sequences and sets to design an efficient encoding of multisets.

The function `fmset2nat` starts by grouping the elements of a multiset. The lengths of the groups (decremented by 1), as well as an element of each are then collected in 2 lists. Then the second list is morphed from a set to a sequence, as this provides a more compact representation without changing the length of the list. The first list, seen as a sequence is then paired element by element with the second list. Finally, the resulting numbers, seen as a sequence, are then fused together.

```
fmset2nat pairingf ms = m where
  mss= group (sort ms)
  xs=map (pred . genericLength) mss
  zs=map head mss
  ys=set2fun zs
  ps=zip xs ys
  ns=map pairingf ps
  m=fun2nat ns
```

The function `fnat2mset` reverses the process step by step:

```
fnat2mset unpairingf m = rs where
  ns=nat2fun m
  ps=map unpairingf ns
  (xs,ys)=unzip ps
  xs'=map succ xs
  zs=fun2set ys
  f k x = genericTake k (repeat x)
  rs = concat (zipWith f xs' zs)
```

After instantiating these generic functions to interesting pairing/unpairing functions

```
mset2nat = fmset2nat bitpair
nat2mset = fnat2mset bitunpair
```

```
mset2nat' = fmset2nat pepis_pair
nat2mset' = fnat2mset pepis_unpair
```

We obtain the Encoders:

```
mset :: Encoder [Nat]
mset = compose (Iso mset2nat nat2mset) nat

mset' :: Encoder [Nat]
mset' = compose (Iso mset2nat' nat2mset') nat
```

working as follows:

```
ISO> as mset nat 2008
[1,1,2,3,3,4,5,6,7]
*ISO> as nat mset it
2008
*ISO> map (as mset nat) [0..7]
[[],[0],[0,0],[0,1],[1],[0,1,1],[0,0,1],[0,1,2]]
*ISO> as mset' nat 2008
[0,0,0,1,2,2,3,4,5,6]
```

Note that, in contrast to the intractable prime number based multiset encoding `pmset`, this time we obtain an efficient encoding, linear in the bitsize of the natural numbers involved. Note also that the construction is generic in the sense that it works with any pairing / unpairing function. Like in the case of the primes based multiset encoding we can extend `hfm` to hylomorphisms

```
nat_mset = Iso nat2mset mset2nat

hfm :: Encoder T
hfm = compose (hylo nat_mset) nat

nat_mset' = Iso nat2mset' mset2nat'

hfm' :: Encoder T
hfm' = compose (hylo nat_mset') nat
```

working as follows:

```
*ISO> as hfm nat 42
H [H [],H [],H [H []],H [H []],H [H [],H []],H [H [],H []]]
*ISO> as nat hfm it
42
*ISO> as hfm' nat 2008
H [H [],H [],H [],H [H []],H [H [],H []],
   H [H [],H []],H [H [],H [H []]],H [H [H []]],
   H [H [],H [H []],H [H []]],H [H [],H [],H [H []]]]
*ISO> as nat hfm' it
2008
```

9 Pairing Functions and Encodings of Binary Decision Diagrams

As a variation on the theme of pairing/unpairing functions, we will show in this section that a Binary Decision Diagram (*BDD*) representing the same logic function as an n -variable 2^n bit truth table can be obtained by applying `bitunpair` recursively to `tt`. More precisely, we will show that applying this *unfolding* operation results in a complete binary tree of depth n representing a *BDD* that returns `tt` when evaluated applying its boolean operations.

The binary tree type `BT` has the constants `B0` and `B1` as leaves representing the boolean values 0 and 1. Internal nodes (that will represent *if-then-else* decision points), will be marked with the constructor `D`. We will also add integers to represent logic variables, ordered identically in each branch, as first arguments of `D`. The two other arguments will be subtrees that represent *THEN* and *ELSE* branches:

```
data BT a = B0 | B1 | D a (BT a) (BT a)
          deriving (Eq,Ord,Read,Show)
```

The constructor `BDD` wraps together a tree of type `BT` and the number of logic variables occurring in it.

```
data BDD a = BDD a (BT a) deriving (Eq,Ord,Read,Show)
```

9.1 Unfolding natural numbers to binary trees

The following functions apply `bitunpair` recursively, on a Natural Number `tt`, seen as an n -variable 2^n bit truth table, to build a complete binary tree of depth n , that we will represent using the `BDD` data type.

```
unfold_bdd :: Nat2 → BDD Nat
unfold_bdd (n,tt) = BDD n bt where
  bt = if tt < max then split_with bitunpair n tt
        else error
            ("unfold_bdd: last arg " ++ (show tt) ++
             " should be < " ++ (show max))
        where max = 2^2^n

split_with _ n 0 | n < 1 = B0
split_with _ n 1 | n < 1 = B1
split_with f n tt = D k (split_with f k tt1)
                      (split_with f k tt2) where
  k = pred n
  (tt1,tt2) = f tt
```

The following examples show results returned by `unfold_bdd` for the 2^{2^n} truth tables associated to n variables, for $n = 2$:

```

BDD 2 (D 1 (D 0 B0 B0) (D 0 B0 B0))
BDD 2 (D 1 (D 0 B1 B0) (D 0 B0 B0))
BDD 2 (D 1 (D 0 B0 B0) (D 0 B1 B0))
...
BDD 2 (D 1 (D 0 B1 B1) (D 0 B1 B1))

```

Note that no boolean operations have been performed so far and that we still have to prove that such trees actually represent BDDs associated to truth tables.

9.2 Folding binary trees to natural numbers

One can “evaluate back” the binary tree of data type BDD, by using the pairing function `bitpair`. The inverse of `unfold_bdd` is implemented as follows:

```

fold_bdd :: BDD Nat → Nat2
fold_bdd (BDD n bt) =
  (n, fuse_with bitpair bt) where
    fuse_with rf B0 = 0
    fuse_with rf B1 = 1
    fuse_with rf (D _ l r) =
      rf (fuse_with rf l, fuse_with rf r)

```

Note that this is a purely structural operation and that integers in first argument position of the constructor `D` are actually ignored.

The two bijections work as follows:

```

*ISO>unfold_bdd (3,42)
BDD 3
(D 2
 (D 1 (D 0 B0 B0)
      (D 0 B0 B0))
 (D 1 (D 0 B1 B1)
      (D 0 B1 B0)))

*ISO>fold_bdd it
42

```

9.3 Boolean Evaluation of BDDs

Practical uses of BDDs involve reducing them by sharing nodes and eliminating identical branches [26]. Note that in this case `bdd2nat` might give a different result as it computes different pairing operations. Fortunately, we can try to fold the binary tree back to a natural number by evaluating it as a boolean function.

The function `eval_bdd` describes the *BDD* evaluator:

```

eval_bdd (BDD n bt) = eval_with_mask (bigone n) n bt

eval_with_mask m _ B0 = 0
eval_with_mask m _ B1 = m

```

```

eval_with_mask m n (D x l r) =
  ite_ (var_mn m n x)
        (eval_with_mask m n l)
        (eval_with_mask m n r)

var_mn mask n k = mask 'div' (2^(2^(n-k-1))+1)
bigone nvars = 2^2^nvars - 1

```

The *projection functions* `var_mn` can be combined with the usual bitwise integer operators, to obtain new bitstring truth tables, encoding all possible value combinations of their arguments, as shown in [27]. Note that the constant 0 evaluates to 0 while the constant 1 is evaluated as $2^{2^n} - 1$ by the function `bigone`.

The function `ite_` used in `eval_with_mask` implements the boolean function `if x then t else e` using arbitrary length bitvector operations:

```
ite_ x t e = ((t 'xor' e) .&. x) 'xor' e
```

As the following example shows, it turns out that boolean evaluation `eval_bdd` faithfully emulates `fold_bdd`!

```

*ISO> unfold_bdd (3,42)
BDD 3 (D 2 (D 1 (D 0 B0 B0) (D 0 B0 B0))
      (D 1 (D 0 B1 B1) (D 0 B1 B0)))
*ISO> eval_bdd it
42

```

9.4 The Equivalence

We will now state the surprising (and new!) result that boolean evaluation and structural transformation with repeated application of *pairing* produce the same result:

Proposition 4 *The complete binary tree of depth n , obtained by recursive applications of `bitunpair` on a truth table `tt` computes an (unreduced) BDD, that, when evaluated, returns the truth table, i.e.*

$$fold_bdd \circ unfold_bdd \equiv id \quad (2)$$

$$eval_bdd \circ unfold_bdd \equiv id \quad (3)$$

Proof. The function `unfold_bdd` builds a binary tree by splitting the bitstring $tt \in [0..2^n - 1]$ up to depth n . Observe that this corresponds to the Shannon expansion [28] of the formula associated to the truth table, using variable order $[n - 1, \dots, 0]$. Observe that the effect of `bitunpair` is the same as

- the effect of `var_mn m n (n-1)` acting as a mask selecting the left branch,
- and

- the effect of its complement, acting as a mask selecting the right branch.

Given that 2^n is the double of 2^{n-1} , the same invariant holds at each step, as the bitstring length of the truth table reduces to half.

We can thus assume from now on, that the BDD data type defined in section 9 actually represents BDDs mapped one-to-one to truth tables given as natural numbers. An interesting application of this result would be to investigate practical uses of `bitpair/bitunpair` operations in actual circuit design.

10 Ranking and Unranking of BDDs

One more step is needed to extend the mapping between *BDDs* with n variables to a bijective mapping from/to *Nat*: we will have to “shift towards infinity” the starting point of each new block³ of BDDs in *Nat* as BDDs of larger and larger sizes are enumerated.

First, we need to know by how much - so we will count the number of boolean functions with up to n variables.

```
bsum 0 = 0
bsum n | n>0 = bsum1 (n-1)

bsum1 0 = 2
bsum1 n | n>0 = bsum1 (n-1) + 2^2^n
```

The stream of all such sums can now be generated as usual⁴:

```
bsums = map bsum [0..]

*ISO> genericTake 7 bsums
[0,2,6,22,278,65814,4295033110]
```

What we are really interested into, is decomposing n into the distance $n-m$ to the last `bsum` m smaller than n , and the index that generates the sum, k .

```
to_bsum n = (k,n-m) where
  k=pred (head [x|x<-[0..],bsum x>n])
  m=bsum k
```

Unranking of an arbitrary BDD is now easy - the index k determines the number of variables and $n-m$ determines the rank. Together they select the right BDD with `unfold_bdd` and `bdd`.

```
nat2bdd n = unfold_bdd (k,n_m) where (k,n_m)=to_bsum n
```

Ranking of a BDD is even easier: we shift its rank within the set of BDDs with nv variables, by the value `(bsum nv)` that counts the ranks previously assigned.

³ defined by the same number of variables

⁴ `bsums` is sequence A060803 in The On-Line Encyclopedia of Integer Sequences, <http://www.research.att.com/~njas/sequences>

```
bdd2nat bdd@(BDD nv _) = (bsum nv)+tt where
  (_,tt) =fold_bdd bdd
```

As the following example shows `bdd2nat` implements the inverse of `nat2bdd`.

```
*ISO> nat2bdd 42
BDD 3 (D 2 (D 1 (D 0 B0 B1) (D 0 B1 B0))
      (D 1 (D 0 B0 B0) (D 0 B0 B0)))
*ISO> bdd2nat it
42
```

This provides the Encoder:

```
pbdd :: Encoder (BDD Nat)
pbdd = compose (Iso bdd2nat nat2bdd) nat
```

working as follows:

```
*ISO> as pbdd nat 2008
BDD 4 (D 3 (D 2 B0 (D 1 (D 0 B0 B1) B1))
      (D 2 (D 1 (D 0 B1 B1) B0) (D 1 B0 B1)))
*ISO> as nat pbdd it
2008
```

We can now repeat the *ranking* function construction for `eval_bdd`:

```
ev_bdd2nat bdd@(BDD nv _) = (bsum nv)+(eval_bdd bdd)
```

We can confirm that `ev_bdd2nat` also acts as an inverse to `nat2bdd`:

```
*ISO> ev_bdd2nat (nat2bdd 2008)
2008
```

We obtain the Encoder:

```
bdd :: Encoder (BDD Nat)
bdd = compose (Iso ev_bdd2nat nat2bdd) nat
```

working as follows:

```
*ISO> as bdd nat 2008
BDD 4 (D 3 (D 2 (D 1 (D 0 B0 B0) (D 0 B0 B0))
      (D 1 (D 0 B0 B1) (D 0 B1 B0)))
      (D 2 (D 1 (D 0 B1 B1) (D 0 B0 B0))
      (D 1 (D 0 B0 B0) (D0 B1 B0))))
*ISO> as nat bdd it
2008
```

This result can be seen as an intriguing isomorphism between boolean, arithmetic and symbolic computations.

10.1 Reducing the *BDDs*

We will sketch here a simplified reduction mechanism for BDDs eliminating identical branches. As nodes of a BDD are mapped bijectively to unique natural

numbers we will omit the (trivial) implementation of node sharing, with the implicit assumption that subtrees having the same encoding are shared.

The function `bdd_reduce` reduces a *BDD* by collapsing identical left and right subtrees, and the function `bdd` associates this reduced form to $n \in \text{Nat}$.

```
bdd_reduce (BDD n bt) = BDD n (reduce bt) where
  reduce B0 = B0
  reduce B1 = B1
  reduce (D _ l r) | l == r = reduce l
  reduce (D v l r) = D v (reduce l) (reduce r)
```

```
unfold_rbdd = bdd_reduce . unfold_bdd
```

The results returned by `unfold_rbdd` for $n=2$ are:

```
BDD 2 (C 0)
BDD 2 (D 1 (D 0 (C 1) (C 0)) (C 0))
BDD 2 (D 1 (C 0) (D 0 (C 1) (C 0)))
BDD 2 (D 0 (C 1) (C 0))
...
BDD 2 (D 1 (D 0 (C 0) (C 1)) (C 1))
BDD 2 (C 1)
```

We can now define the *unranking* operation on reduced BDDs

```
nat2rbdd = bdd_reduce . nat2bdd
```

and obtain the Encoder

```
rbdd :: Encoder (BDD Nat)
rbdd = compose (Iso ev_bdd2nat nat2rbdd) nat
```

working as follows

```
*ISO> as rbdd nat 2008
BDD 4 (D 3 (D 2 B0 (D 1 (D 0 B0 B1) (D 0 B1 B0)))
      (D 2 (D 1 B1 B0) (D 1 B0 (D 0 B1 B0))))
*ISO> as nat rbdd it
2008
```

To be able to compare its space complexity with other representations we will define a size operation on a BDD as follows:

```
bdd_size (BDD _ t) = 1+(size t) where
  size B0 = 1
  size B1 = 1
  size (D _ l r) = 1+(size l)+(size r)
```

This measures the size of the BDD or reduced BDD as an expression tree. To take into account sharing (as present in a standard ROBDD implementation) one can simply eliminate duplicated subtrees:

```
robdd_size (BDD _ t) = 1+(rsize t) where
  rsize = genericLength . nub . rbdd_nodes
  rbdd_nodes B0 = [B0]
```

```

rbdd_nodes B1 = [B1]
rbdd_nodes (D v l r) =
  [(D v l r)] ++ (rbdd_nodes l) ++ (rbdd_nodes r)

```

11 Generalizing BDD ranking/unranking functions

11.1 Encoding BDDs with Arbitrary Variable Order

While the encoding built around the equivalence described in Prop. 4 between bitwise pairing/unpairing operations and boolean decomposition is arguably as simple and elegant as possible, it is useful to parametrize BDD generation with respect to an arbitrary variable order. This is of particular importance when using BDDs for circuit minimization, as different variable orders can make circuit sizes flip from linear to exponential in the number of variables [26].

Given a permutation of n variables represented as natural numbers in $[0..n-1]$ and a truth table $tt \in [0..2^n - 1]$ we can define:

```

to_bdd vs tt | 0 ≤ tt && tt ≤ m =
  BDD n (to_bdd_mn vs tt m n) where
    n=genericLength vs
    m=bigone n
to_bdd _ tt = error
  ("bad arg in to_bdd⇒" ++ (show tt))

```

where the function `to_bdd_mn` recurses over the list of variables `vs` and applies Shannon expansion [28], expressed as bitvector operations. This computes branches `f1` and `f0`, to be used as `then` and `else` parts, when evaluating back the BDD to a truth table with if-the-else functions.

```

to_bdd_mn []      0 _ _ = B0
to_bdd_mn []      _ _ _ = B1
to_bdd_mn (v:vs) tt m n = D v l r where
  cond=var_mn m n v
  f0= (m 'xor' cond) .&. tt
  f1= cond .&. tt
  l=to_bdd_mn vs f1 m n
  r=to_bdd_mn vs f0 m n

```

Proposition 5 *The function `to_bdd` builds an (unreduced) BDD corresponding to a truth table `tt` for variable order `vs` that returns `tt` when evaluated as a boolean function.*

We can reduce the resulting BDDs, and convert back from BDDs and reduced BDDs to truth tables with boolean evaluation:

```

to_rbdd vs tt = bdd_reduce (to_bdd vs tt)
from_bdd bdd = eval_bdd bdd

```

We can obtain BDDs and reduced BDDs of various sizes as follows:

```

*ISO> as perm nat 5
[0,2,1]
*ISO> to_bdd (as perm nat 5) 42
BDD 3 (D 0 (D 2 (D 1 B0 B0) (D 1 B1 B1))
      (D 2 (D 1 B0 B0) (D 1 B1 B0)))
*ISO> to_rbdd (as perm nat 5) 42
BDD 3 (D 0 (D 2 B0 B1) (D 2 B0 (D 1 B1 B0)))
*ISO> to_rbdd (as perm nat 8) 42
BDD 3 (D 2 B0 (D 0 B1 (D 1 B1 B0)))
ISO> from_bdd it
42

```

Finally, we can, obtain a minimal BDD expressing a logic function of n variables given as a truth table as follows:

```

to_min_bdd n t = search_bdd min n t

search_bdd f n tt = snd $ foldl1 f
  (map (sized_rbdd tt) (all_permutations n)) where
    sized_rbdd tt vs = (robdd_size b,b) where
      b=to_rbdd vs tt

all_permutations n = if n==0 then [[]] else
  [nth2perm (n,i) | i<-[0..(factorial n)-1]] where
    factorial n=foldl1 (*) [1..n]

```

As the following examples shows, this can provide an effective multilevel boolean formula minimization up to functions with 6-7 arguments.

```

*ISO> to_min_bdd 3 42
BDD 3 (D 0 (D 2 B0 B1) (D 1 (D 2 B0 B1) B0))
*ISO> to_min_bdd 4 2008
BDD 4 (D 3 (D 1 (D 0 B0 B1) (D 0 B1 B0))
      (D 2 (D 1 (D 0 B0 B1) B0) (D 0 B1 B0)))
*ISO> to_min_bdd 7 2008
BDD 7 (D 0 (D 1 (D 2 (D 6
                  (D 4 (D 3 B0 B1) (D 3 B1 B0))
                  (D 5 (D 4 (D 3 B0 B1) B0)
                  (D 3 B1 B0))) B0) B0) B0)
*ISO> robdd_size it
12

```

11.2 Multi-Terminal Binary Decision Diagrams (MTBDD)

MTBDDs [29, 30] are a natural generalization of BDDs allowing non-binary values as leaves. Such values are typically bitstrings representing the outputs of a multi-terminal boolean function, encoded as unsigned integers.

We shall now describe an encoding of *MTBDDs* that can be extended to ranking/unranking functions, in a way similar to *BDDs* as shown in section 10.

Our MTBDD data type is a binary tree like the one used for *BDDs*, parameterized by two integers *m* and *n*, indicating that an MTBDD represents a function from $[0..n-1]$ to $[0..m-1]$, or equivalently, an *n*-input/*m*-output boolean function.

```
data MT a = L a | M a (MT a) (MT a) deriving (Eq,Ord,Read,Show)
data MTBDD a = MTBDD a a (MT a) deriving (Show,Eq)
```

The function `to_mtbdd` creates, from a natural number `tt` representing a truth table, an MTBDD representing functions of type $N \rightarrow M$ with $M = [0..2^m - 1]$, $N = [0..2^n - 1]$. Similarly to a BDD, it is represented as binary tree of *n* levels, except that its leaves are in $[0..2^m - 1]$.

```
to_mtbdd m n tt = MTBDD m n r where
  mlimit=2^m
  nlimit=2^n
  ttlimit=mlimit^nlimit
  r=if tt<ttlimit
    then (to_mtbdd_ mlimit n tt)
    else error
      ("bt: last arg "++ (show tt)++
       " should be < " ++ (show ttlimit))
```

Given that correctness of the range of `tt` has been checked, the function `to_mtbdd_` applies `bitmerge_unpair` recursively up to depth *n*, where leaves in range $[0..mlimit-1]$ are created.

```
to_mtbdd_ mlimit n tt | (n<1)&&(tt<mlimit) = L tt
to_mtbdd_ mlimit n tt = (M k l r) where
  (x,y)=bitunpair tt
  k=pred n
  l=to_mtbdd_ mlimit k x
  r=to_mtbdd_ mlimit k y
```

Converting back from *MTBDDs* to natural numbers is basically the same thing as for *BDDs*, except that assertions about the range of leaf data are enforced.

```
from_mtbdd (MTBDD m n b) = from_mtbdd_ (2^m) n b
```

```
from_mtbdd_ mlimit n (L tt) | (n<1)&&(tt<mlimit)=tt
from_mtbdd_ mlimit n (M _ l r) = tt where
  k=pred n
  x=from_mtbdd_ mlimit k l
  y=from_mtbdd_ mlimit k r
  tt=bitpair (x,y)
```

The following examples show that `to_mtbdd` and `from_mtbdd` are indeed inverses values in $[0..2^n - 1] \times [0..2^m - 1]$.

```
>to_mtbdd 3 3 2008
MTBDD 3 3
(M 2
 (M 1
```

```

      (M 0 (L 2) (L 1))
      (M 0 (L 2) (L 1)))
(M 1
  (M 0 (L 2) (L 0))
  (M 0 (L 1) (L 1)))

>from_mtbdd it
2008

>mprint (to_mtbdd 2 2) [0..3]
MTBDD 2 2
  (M 1 (M 0 (L 0) (L 0)) (M 0 (L 0) (L 0)))
MTBDD 2 2
  (M 1 (M 0 (L 1) (L 0)) (M 0 (L 0) (L 0)))
MTBDD 2 2
  (M 1 (M 0 (L 0) (L 0)) (M 0 (L 1) (L 0)))
MTBDD 2 2
  (M 1 (M 0 (L 1) (L 0)) (M 0 (L 1) (L 0)))

```

12 Revisiting Encodings of Finite Functions

We will now generalize the `bitpair` pairing function to k -tuples and then we will derive an alternative encoding for finite functions.

12.1 Tuple Encodings as Generalized Bitpair

The function `to_tuple`: $Nat \rightarrow Nat^k$ converts a natural number to a k -tuple by splitting its bit representation into k groups, from which the k members in the tuple are finally rebuilt. This operation can be seen as a transposition of a bit matrix obtained by expanding the number in base 2^k :

```

to_tuple k n = map (from_base 2) (
  transpose (
    map (to_maxbits k) (
      to_base (2^k) n
    )
  )
)

```

To convert a k -tuple back to a natural number we will merge their bits, k at a time. This operation uses the transposition of a bit matrix obtained from the tuple, seen as a number in base 2^k , with help from bit crunching functions given in APPENDIX:

```

from_tuple ns = from_base (2^k) (
  map (from_base 2) (
    transpose (
      map (to_maxbits 1) ns
    )
  )
)

```

```

)
) where
  k=genericLength ns
  l=max_bitcount ns

```

The following example shows the decoding of 42, its decomposition in bits (right to left), the formation of a 3-tuple and the encoding of the tuple back to 42.

```

*ISO> to_base 2 42
[0,1,0,1,0,1]
*ISO> to_tuple 3 42
[2,1,2]
*ISO> to_base 2 2
[0,1]
*ISO> to_base 2 1
[1]
*ISO> from_tuple [2,1,2]
42

```

Fig. 10 shows multiple steps of the same decomposition, with shared nodes collected in a DAG.

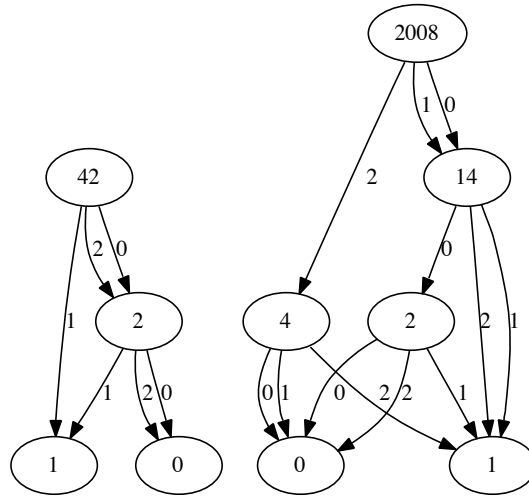


Fig. 10: Repeated 3-tuple expansions: 42 and 2008

12.2 Encoding Finite Functions as Tuples

As finite sets can be put in a bijection with an initial segment of Nat we can narrow down the concept of finite function as follows:

Definition 1 *A finite function is a function defined from an initial segment of Nat to Nat .*

This definition implies that a finite function can be seen as an array or a list of natural numbers except that we do not limit the size of the representation of its values.

We can now encode and decode a finite function from $[0..k-1]$ to Nat (seen as the list of its values), as a natural number:

```
ftuple2nat [] = 0
ftuple2nat ns = succ (pepis_pair (pred k,t)) where
  k=genericLength ns
  t=from_tuple ns
```

```
nat2ftuple 0 = []
nat2ftuple kf = to_tuple (succ k) f where
  (k,f)=pepis_unpair (pred kf)
```

As the length of the tuple, k , is usually smaller than the number obtained by merging the bits of the k -tuple, we have picked the Pepis pairing function, exponential in its first argument and linear in its second, to embed the length of the tuple needed for the decoding. This suggests the following alternative Encoder for finite functions:

```
fun' :: Encoder [Nat]
fun' = compose (Iso ftuple2nat nat2ftuple) nat
```

as well as the related alternative hylomorphism:

```
nat_fun' = Iso nat2ftuple ftuple2nat
```

```
hff' :: Encoder T
hff' = compose (hylo nat_fun') nat
```

The encoding/decoding and the hylomorphism work as follows:

```
*ISO> as fun' nat 2008
[3,2,3,1]
*ISO> as nat fun' it
2008

*ISO> as hff' nat 2008
H [H [H [H []]],H [H [],H []],H [H [H []]],H [H []]]
*ISO> as nat hff' it
2008
```

13 Directed Graphs, Undirected graphs, Multigraphs and Hypergraphs

We will now show that more complex data types like digraphs and hypergraphs have extremely simple encoders. This shows once more the importance of compositionality in the design of our embedded transformation language.

13.1 Encoding Directed Graphs

We can find a bijection from directed graphs (with no isolated vertices, corresponding to their view as binary relations), to finite sets by fusing their list of ordered pair representation into finite sets with a pairing function:

```
digraph2set ps = map bitpair ps
set2digraph ns = map bitunpair ns
```

The resulting Encoder is:

```
digraph :: Encoder [Nat2]
digraph = compose (Iso digraph2set set2digraph) set
```

working as follows:

```
*ISO> as digraph nat 2008
[(1,1),(2,0),(2,1),(3,1),(0,2),(1,2),(0,3)]
*ISO> as nat digraph it
2008
*ISO> as rbdd digraph [(1,1),(2,0),(2,1),
                        (3,1),(0,2),(1,2),(0,3)]
BDD 4 (D 3 (D 2 B0 (D 1 (D 0 B0 B1) (D 0 B1 B0)))
      (D 2 (D 1 B1 B0) (D 1 B0 (D 0 B1 B0))))
```

Fig. 11 shows the digraph associated to 2008.

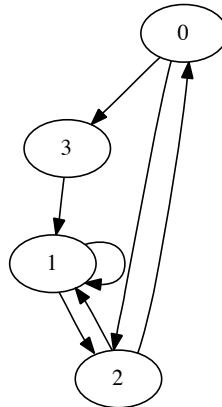


Fig. 11: 2008 as a digraph

13.2 Encoding Undirected Graphs

We can find a bijection from undirected graphs to finite sets by fusing their list of unordered pair representation into finite sets with a pairing function on unordered pairs:

```
graph2set ps = map unord_pair ps
set2graph ns = map unord_unpair ns
```

The resulting Encoder is:

```
graph :: Encoder [[Nat]]
graph = compose (Iso graph2set set2graph) set
```

working as follows:

```
*ISO> as graph nat 2008
[[1,3],[2,3],[2,4],[3,5],[0,3],[1,4],[0,4]]
*ISO> as nat graph it
2008
*ISO> as nat graph
      [[1,3],[3,2],[2,4],[5,3],[0,3],[4,1],[0,4]]
2008
```

Note that, as expected, the result is invariant to changing the order of elements in pairs like $[1,4]$ and $[3,5]$ to $[4,1]$ and $[5,3]$.

13.3 Encoding Directed Multigraphs

We can find a bijection from directed multigraphs (directed graphs with multiple edges between pairs of vertices) to finite sequences by fusing their list of ordered pair representation into finite sequences with a pairing function:

The resulting Encoder is:

```
mdigraph :: Encoder [Nat2]
mdigraph = compose (Iso digraph2set set2digraph) fun
```

working as follows:

```
*ISO> as mdigraph nat 2008
[(1,1),(0,0),(1,0),(0,0),(0,0),(0,0),(0,0)]
*ISO> as nat mdigraph it
2008
```

Note that the only change to the `digraph` Encoder is replacing the composition with `set` by a composition with `fun`.

13.4 Encoding Undirected Multigraphs

We can find a bijection from undirected multigraphs (undirected graphs with multiple edges between unordered pairs of vertices) to finite sequences by fusing their list of pair representation into finite sequences with a pairing function on unordered pairs:

The resulting Encoder is:

```
mgraph :: Encoder [[Nat]]
mgraph = compose (Iso graph2set set2graph) fun
```

working as follows:

```

*ISO> as mgraph nat 2008
[[1,3],[0,1],[1,2],[0,1],[0,1],[0,1],[0,1]]
*ISO> as nat mgraph it
2008

```

Note that the only change to the `graph` Encoder is replacing the composition with `set` by a composition with `fun`.

13.5 Encoding Hypergraphs

Definition 2 A *hypergraph* (also called *set system*) is a pair $H = (X, E)$ where X is a set and E is a set of non-empty subsets of X .

We can easily derive a bijective encoding of *hypergraphs*, represented as sets of sets:

```

set2hypergraph = map nat2set
hypergraph2set = map set2nat

```

The resulting Encoder is:

```

hypergraph :: Encoder [[Nat]]
hypergraph = compose (Iso hypergraph2set set2hypergraph) set

```

working as follows

```

*ISO> as hypergraph nat 2008
[[0,1],[2],[1,2],[0,1,2],[3],[0,3],[1,3]]
*ISO> as nat hypergraph it
2008

```

14 An Encoder for Graph Models

Graph models [31, 32] provide a semantics of λ -calculus (Y-combinator included) in terms of sets of finite sets of natural numbers. Following [31] a *graph model* is a pair (D, p) where D is an infinite set and $p : D^* \times D \rightarrow D$ is an injective total function. We will strengthen this to be a bijection, for the case $D = Nat$ as follows.

```

gmodel2nat (set,m) = pred (fun2nat (m : (set2fun set)))
nat2gmodel n = (fun2set xs,m) where (m:xs) = nat2fun (succ n)

```

This provides the Encoder:

```

type Gdomain= ([Nat],Nat)
gmodel :: Encoder Gdomain
gmodel = compose (Iso gmodel2nat nat2gmodel) nat

```

working as follows:

```

*ISO> as gmodel nat 42
([0,2,4],0)
*ISO> as nat gmodel it
42

```

The interests of such models is that they provide an accurate set theoretic semantics for untyped lambda calculus describing key computational mechanisms like β -conversion and fixpoint combinators.

15 A mapping to a dense set: Dyadic Rationals in $[0, 1)$

So far our isomorphisms have focused on natural numbers, finite sets and other discrete data types. Dyadic rationals are fractions with denominators restricted to be exponents of 2. They are a *dense* set in \mathcal{R} i.e. they provide arbitrarily close approximations for any real number. An interesting isomorphism to such a set would allow borrowing things like distance or average functions that could have interesting interpretations in symbolic or boolean domains. It also makes sense to pick a bounded subdomain of the dyadic rationals that can be meaningful as the range of probabilistic boolean functions or fuzzy sets. We will build an Encoder for Dyadic Rationals in $[0, 1)$ by providing a bijection from finite sets of natural numbers seen this time as *negative* exponents of 2.

```

dyadic :: Encoder (Ratio Nat)
dyadic = compose (Iso dyadic2set set2dyadic) set

```

The function `set2dyadic` mimics `set2nat` defined in subsection 3.2, except for the use of negative exponents and computation on rationals.

```

set2dyadic :: [Nat] → Ratio Nat
set2dyadic ns = rsum (map nexp2 ns) where
  nexp2 0 = 1%2
  nexp2 n = (nexp2 (n-1))*(1%2)

  rsum [] = 0%1
  rsum (x:xs) = x+(rsum xs)

```

The function `dyadic2set` extracts negative exponents of two from a dyadic rational and it is modeled after `nat2set` defined in subsection 3.2.

```

dyadic2set :: Ratio Nat → [Nat]
dyadic2set n | good_dyadic n = dyadic2exps n 0 where
  dyadic2exps 0 _ = []
  dyadic2exps n x =
    if (d<1) then xs else (x:xs) where
      d = 2*n
      m = if d<1 then d else (pred d)
      xs=dyadic2exps m (succ x)
dyadic2set _ =
  error "dyadic2set: argument not a dyadic rational"

```

As not all rational numbers are dyadics in $[0,1)$, the predicate `good_dyadic` is needed to validate the input of `dyadic2set`. This also ensures that `dyadic2set` always terminates returning a finite set.

```
good_dyadic kn = (k==0 && n==1)
  || ((kn>0%1) && (kn<1%1) && (is_exp2 n)) where
    k=numerator kn
    n=denominator kn

    is_exp2 1 = True
    is_exp2 n | even n = is_exp2 (n `div` 2)
    is_exp2 n = False
```

Some examples of borrow/lend operations are:

```
dyadic_dist x y = abs (x-y)

dist_for t x y = as dyadic t
  (borrow2 (with dyadic t) dyadic_dist x y)
dsucc = borrow (with nat dyadic) succ
dplus = borrow2 (with nat dyadic) (+)

dconcat = lend2 dyadic (++)

*ISO> dist_for nat 6 7
1%2
*ISO> dist_for set [1,2,3] [3,4,5]
21%64
*ISO> dsucc (3%8)
7%8
```

Fig. 12 shows the dyadic rationals associated to natural numbers in $[0..255]$.

16 Strings and Parenthesis Languages

16.1 Encoding Strings

As strings can be seen just as a notational equivalent of lists of natural numbers we obtain an Encoder immediately as:

```
string :: Encoder String
string = Iso string2fun fun2string

string2fun cs = map (fromIntegral . ord) cs

fun2string ns = map (chr . fromIntegral) ns
```

Note however that this is only an isomorphism within the `chr/ord` conversion range, therefore we shall assume this constraint as a *law* governing this Encoder.

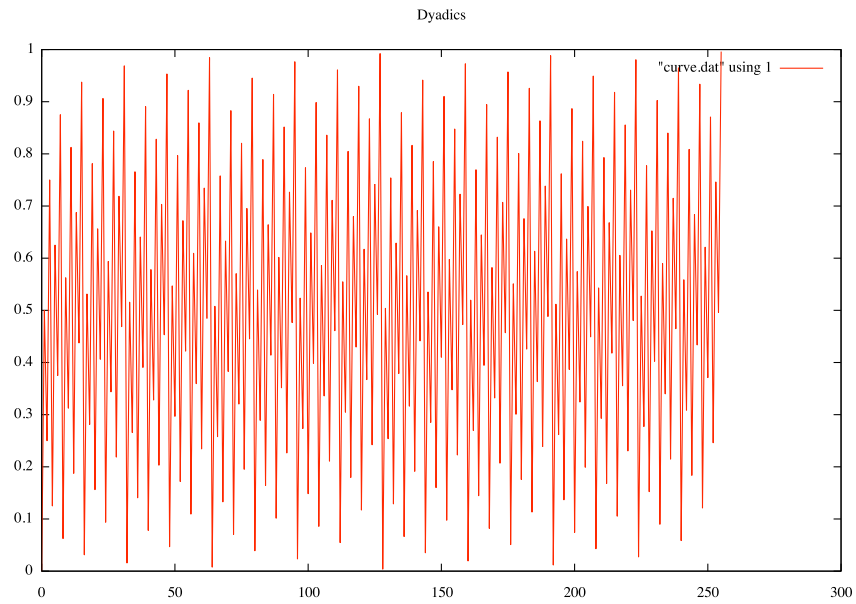


Fig. 12: Dyadic rationals associated to n in $[0..255]$

```
*ISO> as set string "hello"
[104,206,315,424,536]
*ISO> as string set it
"hello"
```

16.2 Encoding a Parenthesis Language

An encoder for a parenthesis language is obtained by combining a parser and writer. As Hereditarily Finite Functions naturally map one-to-one to a parenthesis expression we will choose them as target of the transformers.

```
pars :: Encoder [Char]
pars = compose (Iso pars2hff hff2pars) hff
```

The parser recurses over a string and builds a HFF as follows:

```
pars2hff cs = parse_pars '(' ' ') cs

parse_pars l r cs | newcs == [] = t where
  (t,newcs)=pars_expr l r cs

pars_expr l r (c:cs) | c==l = ((H ts),newcs) where
  (ts,newcs) = pars_list l r cs
```

```

pars_list l r (c:cs) | c==r = ([],cs)
pars_list l r (c:cs) = ((t:ts),cs2) where
  (t,cs1)=pars_expr l r (c:cs)
  (ts,cs2)=pars_list l r cs1

```

The writer recurses over a HFF and collects matching parenthesis pairs:

```
hff2pars = collect_pars '(' ')'
```

```

collect_pars l r (H ns) =
  [1]++
    (concatMap (collect_pars l r) ns)
  ++[r]

```

The transformations of 42 look as follows:

```

*ISO> as pars nat 42
"((()))((()))()"
*ISO> as hff pars it
H [H [H []],H [H []],H [H []]]
*ISO> as nat hff it
42

```

Alternatively, by using a 0 and 1 as left and right parenthesis we can define:

```

bitpars2hff cs = parse_pars 0 1 cs
hff2bitpars = collect_pars 0 1

```

```

hff_pars :: Encoder [Nat]
hff_pars = compose (Iso bitpars2hff hff2bitpars) hff

```

working as follows:

```

*ISO> as hff_pars nat 2008
[0,0,0,1,0,1,1,0,1,0,0,1,1,0,1,0,1,0,1,1]
*ISO> as nat hff_pars it
2008
*ISO> as nat bits (as hff_pars nat 2008)
7690599

```

As the last example shows, the information density of a parenthesis representation is lower. This is expected, given that order is constrained by balancing and content is constrained by having the same number of 0s and 1s. The following example

```

*ISO> map ((as nat bits) . (as hff_pars nat)) [0..7]
[5,27,119,115,495,483,471,467]

```

shows that this application is injective only. Therefore a succinct representation of an abstract tree structure can be obtained by encoding it as a natural number as in:

```

*ISO> as nat pars "((())())((()))()()()())"
2008

```

Note however, that

```
*ISO> as nat bits (as hff_pars nat (2^2^16))
32639
```

while the conventional representation of the same number would have a few thousand digits. This suggest defining:

```
nat2parnat n = as nat bits (as hff_pars nat n)
```

```
parnat2nat n = as nat hff_pars (as bits nat n)
```

and find out that

```
*ISO> [x|x←[0..2^16],nat2parnat x<x]
[8192,16384,32768,32769,49152,65536]
```

One can see that more compact representations only happen for a few numbers that are powers of two or “sparse” sums of powers of two. A good way to evaluate “information density” for an arbitrary data type that is isomorphic to `Nat` through one of our encoders is to compute the total bitsize of its actual encoding over an interval like $[0..2^n-1]$. For instance,

```
hff_bitsize n= sum (map hff_bsize [0..2^n-1])
```

```
hff_bsize k=genericLength (as bits nat (nat2parnat k))
```

Knowing that the optimal bit representation of all numbers in $[0..2^n-1]$ totals $n * 2^n$ (2^n of them, n bits each), we can define a measure of information density for a bit-encoded parenthesis language seen as a representation for HFF as:

```
info_density_hff n = (n*2^n)/(hff_bitsize n)
```

One can see that information density progressively increases to converge to a value above half of the “perfect” value of 1:

```
*ISO> map info_density_hff [0..12]
[0%1,1%3,4%9,12%25,1%2,80%157,16%31,112%215,
 32%61,48%91,1024%1933,2816%5297,2048%3841]
*ISO> map fromRational it
[0.0,0.3333333333333333,0.4444444444444444,0.48,0.5,
 0.5095541401273885,0.5161290322580645,0.5209302325581395,
 0.5245901639344263,0.5274725274725275,0.5297465080186239,
 0.5316216726448934,0.5331944806040094]
```

To compare this with the information density of hereditarily finite sets, multisets and permutations, we can also map their structure to a bit-represented parenthesis language by defining the encoder:

```
pars_hf=Iso bitpars2hff hff2bitpars
```

```
hff_pars' :: Encoder [Nat]
hff_pars' = compose pars_hf hff'
```

```

hfs_pars :: Encoder [Nat]
hfs_pars = compose pars_hf hfs

hfpm_pars :: Encoder [Nat]
hfpm_pars = compose pars_hf hfpm

hfm_pars :: Encoder [Nat]
hfm_pars = compose pars_hf hfm

hfm_pars' :: Encoder [Nat]
hfm_pars' = compose pars_hf hfm'

hfp_pars :: Encoder [Nat]
hfp_pars = compose pars_hf hfp

and then defining:

parsize_as t n = genericLength (hff2bitpars (as t nat n))

parsizes_to m t = map (parsize_as t) [0..2^m-1]

nat2hfsnat n = as nat bits (as hfs_pars nat n)

hfs_bitsize n = sum (map hfs_bsize [0..2^n-1])

hfs_bsize k = genericLength (as bits nat (nat2hfsnat k))

info_density_hfs n = (n*2^n)/(hfs_bitsize n)

```

The intuition that hereditarily finite functions have higher information density than hereditarily finite sets can now be conjectured:

```

*ISO> map info_density_hfs [0..12]
[0%1,1%3,2%5,3%8,1%3,5%16,2%7,7%27,4%17,3%13,2%9,11%52,1%5]
*ISO> map fromRational it
[0.0,0.3333333333333333,0.4,0.375,0.3333333333333333,
 0.3125,0.2857142857142857,0.25925925925925924,0.23529411764705882,
 0.23076923076923078,0.2222222222222222,0.21153846153846154,0.2]

```

Contrary to the case of bit-encoded HFFs, in this case information density is decreasing for larger values - an observation that can help with finding a simple proof for the conjecture. More generally, such techniques suggest applications to experimental mathematics.

17 Self-delimiting codes

A more precise estimate of the actual size of various bitstring representations requires also counting the overhead for “delimiting” their components. An asymptotically optimal mechanism for this is the use of a *universal self-delimiting code* for instance, the *Elias omega code*. To implement it, the encoder proceeds by

recursively encoding length of the string, the length of the length of the strings etc.

```
to_elias :: Nat → [Nat]
to_elias n = (to_eliasx (succ n))++[0]

to_eliasx 1 = []
to_eliasx n = xs where
  bs=to_lbits n
  l=(genericLength bs)-1
  xs = if l<2 then bs else (to_eliasx l)++bs
```

The decoder first rebuilds recursively the sequence of lengths and then the actual bitstring. It makes sense to design the decoder to extract the number represented by the self-delimiting code from a sequence/stream of bits and also return what is left after the extraction.

```
from_elias :: [Nat] → (Nat, [Nat])
from_elias bs = (pred n,cs) where (n,cs)=from_eliasx 1 bs

from_eliasx n (0:bs) = (n,bs)
from_eliasx n (1:bs) = r where
  hs=genericTake n bs
  ts=genericDrop n bs
  n'=from_lbits (1:hs)
  r=from_eliasx n' ts

to_lbits = reverse . (to_base 2)

from_lbits = (from_base 2) . reverse
```

We obtain the Encoder:

```
elias :: Encoder [Nat]
elias = compose (Iso (fst . from_elias) to_elias) nat
```

working as follows:

```
*ISO> as elias nat 42
[1,0,1,0,1,1,0,1,0,1,1,0]
*ISO> as nat elias it
42
*ISO> as elias nat 2008
[1,1,1,0,1,0,1,1,1,1,1,0,1,1,0,0,1,0]
*ISO> as nat elias it
2008
```

Note that self-delimiting codes are not *onto* the regular language $\{0,1\}^*$, therefore this Encoder cannot be used to map arbitrary bitstrings to numbers.

18 Encoding DNA

We have covered so far encodings for “artificial entities” used in various fields. We will now add an encoding of “natural origin”, DNA bases and strands. While it is an (utterly) simplified model of the real thing, it captures some essential algebraic properties of DNA bases and strands.

We start with a DNA data type, following [33, 34]:

```
data Base = Adenine | Cytosine | Guanine | Thymine
  deriving(Eq,Ord,Show,Read)

type DNA = [Base]
```

We will encode/decode the DNA base alphabet as follows:

```
alphabet2code Adenine = 0
alphabet2code Cytosine = 1
alphabet2code Guanine = 2
alphabet2code Thymine = 3

code2alphabet 0 = Adenine
code2alphabet 1 = Cytosine
code2alphabet 2 = Guanine
code2alphabet 3 = Thymine
```

The mapping is simply a symbolic variant of conversion to/from base 4:

```
dna2nat = (from_base 4) . (map alphabet2code)

nat2dna = (map code2alphabet) . (to_base 4)
```

We can now define a decoder for base sequences as follows:

```
dna :: Encoder DNA
dna = compose (Iso dna2nat nat2dna) nat
```

A first set of DNA operations act on base sequences. The transformation between complements looks as follows:

```
dna_complement :: DNA → DNA
dna_complement = map to_compl where
  to_compl Adenine = Thymine
  to_compl Cytosine = Guanine
  to_compl Guanine = Cytosine
  to_compl Thymine = Adenine
```

Reversing is just list reversal.

```
dna_reverse :: DNA → DNA
dna_reverse = reverse
```

As reversal and complement are independent operations their composition is commutative - we can pick reversing first and then complementing:

```

dna_comprev :: DNA → DNA
dna_comprev = dna_complement . dna_reverse

```

The following examples show interaction of DNA codes with other data types and their operations:

```

*ISO> as dna nat 2008
[Adenine,Guanine,Cytosine,Thymine,Thymine,Cytosine]
*ISO> borrow (with dna nat) dna_reverse 42
42
*ISO> borrow (with dna nat) dna_reverse 2008
637
*ISO> borrow (with dna nat) dna_complement 2008
2087
*ISO> borrow (with dna nat) dna_comprev 2008
3458
*ISO> borrow (with dna bits)
      dna_comprev [1,0,1,0,1,1,0,1,0,1]
[1,1,1,0,1,0,0,0,0,1,1]

```

Note that each of these DNA operations induces a bijection $Nat \rightarrow Nat$.

Like signed integers, DNA strands have “polarity” - their direction matters:

```

data Polarity = P3x5 | P5x3
  deriving(Eq,Ord,Show,Read)

```

```

data DNAstrand = DNAstrand Polarity DNA
  deriving(Eq,Ord,Show,Read)

```

Polarity can be easily encoded as parity even/odd:

```

strand2nat (DNAstrand polarity strand) =
  add_polarity polarity (dna2nat strand) where
    add_polarity P3x5 x = 2*x
    add_polarity P5x3 x = 2*x-1

```

```

nat2strand n =
  if even n
  then DNAstrand P3x5 (nat2dna (n `div` 2))
  else DNAstrand P5x3 (nat2dna ((n+1) `div` 2))

```

We can now define an Encoder for DNA strands:

```

dnaStrand :: Encoder DNAstrand
dnaStrand = compose (Iso strand2nat nat2strand) nat

```

Two additional operations lift DNA sequences to strands with polarities:

```

dna_down :: DNA → DNAstrand
dna_down = (DNAstrand P3x5) . dna_complement

```

```

dna_up :: DNA → DNAstrand
dna_up = DNAstrand P5x3

```

We can now lend or borrow operations as follows:

```

*ISO> as dnaStrand nat 1234
DNA P3x5 [Cytosine,Guanine,Guanine,Cytosine,Guanine]
*ISO> lend (with dnaStrand nat) succ
      (DNAstrand P5x3 [Adenine,Cytosine,Guanine,Thymine])
DNAstrand P5x3 [Cytosine,Cytosine,Guanine,Thymine]

```

The DoubleHelix is a stable combination of two complementary strands. This built-in redundancy protects against unwanted mutations.

```

data DoubleHelix = DoubleHelix DNAstrand DNAstrand
  deriving(Eq,Ord,Show,Read)

```

```

dna_double_helix :: DNA → DoubleHelix
dna_double_helix s =
  DoubleHelix (dna_up s) (dna_down s)

```

We can now generate a double helix from a natural number:

```

*ISO> dna_double_helix (nat2dna 33)
DoubleHelix
  (DNAstrand P5x3 [Cytosine,Adenine,Guanine])
  (DNAstrand P3x5 [Guanine,Thymine,Cytosine])

```

This can be used for generating random instances of double helixes by reusing a random generator for natural numbers.

19 Testing It All

We will now describe a random testing mechanism to validate our Encoders.

While QuickCheck [7] provides an elegant general purpose random tester, it would require writing a specific adaptor for each isomorphism. We will describe here a shortcut through a few higher order combinators.

First, we build a simple random generator for *nat*

```

rannat = rand (2^50)

rand :: Nat → Nat → Nat
rand max seed = n where
  (n,g)=randomR (0,max) (mkStdGen (fromIntegral seed))

```

We can now design a generic random test for *any* Encoder as follows:

```

rantest :: Encoder t → Bool
rantest t = and (map (rantest1 t) [0..255])

rantest1 t n = x==(visit_as t x) where x=rannat n

visit_as t = (to nat) . (from t) . (to t) . (from nat)

```

Note that in `rantest1`, `visit_at` starts with a random natural number from which it generates its test data of a given type. After testing the encoder, the

result is brought back as a natural number that should be the same as the original random number.

We can now implement our tester `isotest` that in a few seconds goes over of thousands of test cases and aggregates the result with a final `and`:

```
isotest = and (map rt [0..25])
```

```
rt 0 = rantest nat
rt 1 = rantest fun
rt 2 = rantest set
rt 3 = rantest bits
rt 4 = rantest funbits
rt 5 = rantest hfs
rt 6 = rantest hff
rt 7 = rantest uhfs
rt 8 = rantest uhff
rt 9 = rantest perm
rt 10 = rantest hfp
rt 11 = rantest nat2
rt 12 = rantest set2
rt 13 = rantest clist
rt 14 = rantest pbdd
rt 15 = rantest bdd
rt 16 = rantest rbdd
rt 17 = rantest digraph
rt 18 = rantest graph
rt 19 = rantest mdigraph
rt 20 = rantest mgraph
rt 21 = rantest hypergraph
rt 22 = rantest dyadic
rt 23 = rantest string
rt 24 = rantest pars
rt 25 = rantest dna
```

The empirical correctness test of the “whole enchilada” follows:

```
*ISO> isotest
True
```

suggesting that the probability of having errors in the code described so far is extremely small.

20 Applications

Besides their utility as a uniform basis for a general purpose data conversion library, let us point out some specific applications of our isomorphisms.

20.1 Combinatorial Generation

A free combinatorial generation algorithm (providing a constructive proof of recursive enumerability) for a given structure is obtained simply through an isomorphism from *nat*:

```

nth thing = as thing nat
nths thing = map (nth thing)
stream_of thing = nths thing [0..]

*ISO> nth set 42
[1,3,5]
*ISO> nth bits 42
[1,1,0,1,0]
*ISO> take 3 (stream_of hfs)
[H [],H [H []],H [H [H []]]]
*ISO> take 3 (stream_of bdd)
[BDD 0 B0,BDD 0 B1,BDD 1 (D 0 B0 B0)]

```

20.2 Random Generation

Combining `nth` with a random generator for `nat` provides free algorithms for random generation of complex objects of customizable size:

```
random_gen thing seed largest n = genericTake n
  (nthns thing (rans seed largest))

rans seed largest =
  randomRs (0,largest) (mkStdGen seed)

*ISO> random_gen set 11 999 3
[[0,2,5],[0,5,9],[0,1,5,6]]
*ISO> head (random_gen hfs 7 30 1)
H [H [],H [H []],H [H []]],H [H [H [H []]]]
*ISO> head (random_gen dnaStrand 1 123456789 1)
DNAstrand P5x3 [Guanine,Thymine,Guanine,Cytosine,
  Cytosine,Thymine,Thymine,Thymine,Thymine,
  Adenine,Thymine,Cytosine,Cytosine]
```

This is useful for further automating test generators in tools like QuickCheck [7].

20.3 Succinct Representations

Depending on the information theoretical density of various data representations as well as on the constant factors involved in various data structures, significant data compression can be achieved by choosing an alternate isomorphic representation, as shown in the following examples:

In particular, mapping to efficient arbitrary length integer implementations (usually C-based libraries), can provide more compact representations or improved performance for isomorphic higher level data representations. Alternatively, lazy representations as provided by functional binary numbers or BDDs, for very large integers encapsulating results of some computations might turn out to be more effective space-wise or time-wise.

We can compare representations sharing a common datatype to conjecture about their asymptotic information density.

One might observe that the same trend applies also to their hereditarily finite derivatives:

```

*ISO> size_as hfs 123456789012345678901234567890
627
*ISO> size_as hfp 123456789012345678901234567890
276
*ISO> size_as hff 123456789012345678901234567890
91

```

While confirming or refuting this conjecture is beyond the scope of this paper, the affirmative case would imply, interestingly, that “order” (permutations) has asymptotically higher information density than “content” (sets), and explain why finite functions (that involve both) dominate data representations in various computing fields.

Based on the same experiment, reduced BDDs (especially if one implements sharing, as computed by `robdd_size`) also provide relatively compact representations:

```

*ISO> bdd_size $ as bdd
      nat 123456789012345678901234567890
256
*ISO> bdd_size $ as rbdd
      nat 123456789012345678901234567890
144
*ISO> robdd_size $ as rbdd
      nat 123456789012345678901234567890
39

```

Figures 13, 14, 15 compare the sizes of bitstring, BDD, HFF, HFS, HFP representations, first with the most succinct ones (bitstring, BDDs, HFF) grouped together in Fig. 13, then the less succinct ones (HFS and HFP) in Fig. 14 and finally all representations together for n in the larger interval $[0..2^{16} - 1]$.

It is also interesting to observe the ability of some representations to express huge numbers that normally overflow computer memory but which are genuinely “low complexity” as a result of a small numbers of simple computational steps that generate them.

For instance,

```

*ISO> map (as nat pars)
      [ "()", "(( ))", "((( )))", "(((( )))", "(((( ( )))", "(((( ( ( )))", "(((( ( ( ( )))", "(((( ( ( ( ( )))"]
      [0,1,2,4,16,65536]
*ISO> as hff pars "((( )))"
H [H [H []]]

```

shows that parenthesis sequences (structurally isomorphic to hereditarily finite functions) can represent succinctly the fast growing but low complexity series $a_n = 2^{2^n}$. Clearly, terms of the series would exhaust computer memory quite quickly using a conventional bitvector based arbitrary size integer representation! This suggest the usefulness of a *universal* possibly lazy “shapeshifting” algorithm, that can decide on the most efficient data representation automatically, using size estimates, at the time when data is actually constructed.

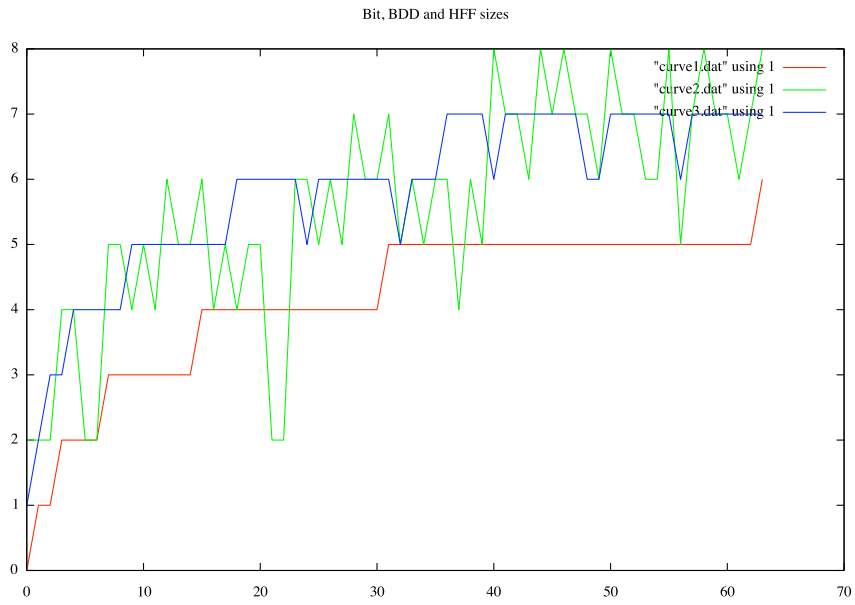


Fig. 13: Comparison of curve1=Bit, curve2=BDD and curve3=HFF sizes

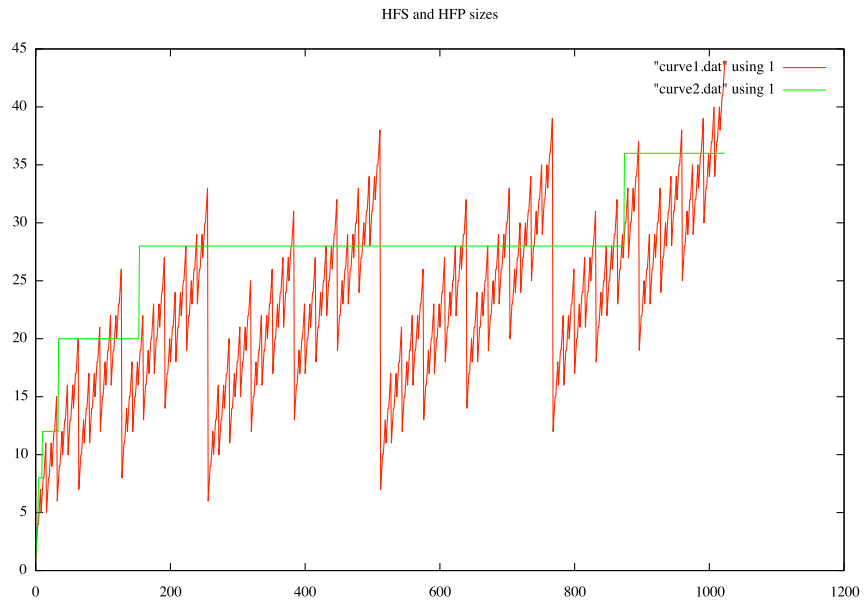


Fig. 14: Comparison of curve1=HFS and curve1=HFP sizes

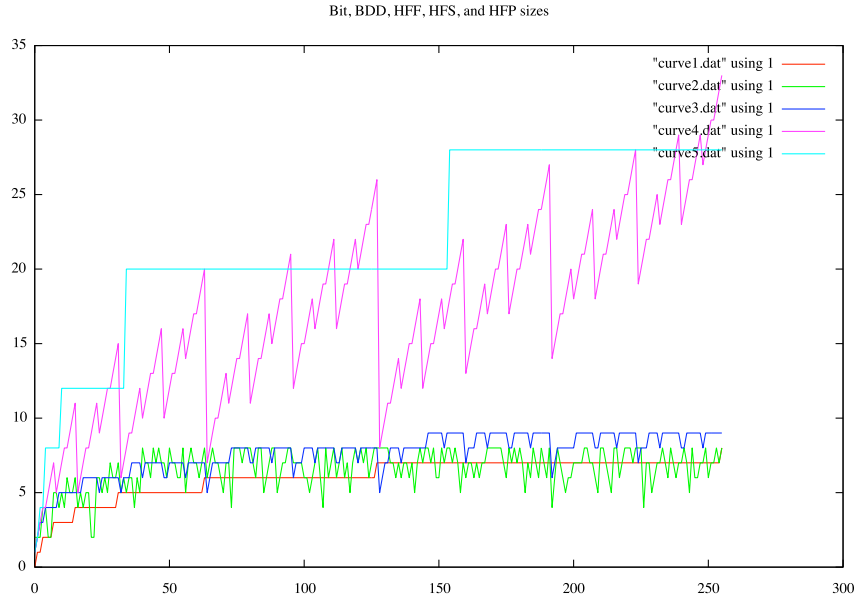


Fig. 15: Comparison of all representation sizes at a larger scale

Sparseness criteria As a first step, one can introduce a “sparseness criteria” by comparing the size of a representation f with the size of the self-delimiting Elias omega code.

One can obtain an encoding of such sequences by encoding its length and then encoding each term, parametrized by a function $f : \text{Nat} \rightarrow [\text{Nat}]$:

```
nat2self f n = (to_elias 1) ++ concatMap to_elias ns where
  ns = f n
  l = genericLength ns
```

```
nat2sfun n = nat2self (as fun nat) n
```

This function is injective (but not onto!) and its action can be reversed by first decoding the length l and then extracting self delimited sequences l times.

```
self2nat g ts = (g xs, ts') where
  (l, ns) = from_elias ts
  (xs, ts') = take_from_elias l ns

take_from_elias 0 ns = ([], ns)
take_from_elias k ns = ((x:xs), ns'') where
  (x, ns') = from_elias ns
  (xs, ns'') = take_from_elias (k-1) ns'
```

```
sfun2nat ns = xs where
```

```
(xs,[])=self2nat (as nat fun) ns
```

We obtain the Encoder:

```
sfun :: Encoder [Nat]
sfun = compose (Iso sfun2nat nat2sfun) nat
```

working as follows:

```
*ISO> as sfun nat 42
[1,0,1,0,0,0,1,0,0,1,0,0,1,0,0]
*ISO> as nat sfun it
42
```

A simple concept of sparseness is derived by comparing the size of a self-delimiting code for a number n vs. the size of its self-delimiting representation as a finite sequence, finite set or finite permutation as shown in Fig. 16, computed as follows:

```
linear_sparseness_pair t n =
  (genericLength (to_elias n),genericLength (nat2self (as t nat) n))

linear_sparseness f n = x/y where (x,y)=linear_sparseness_pair f n
```

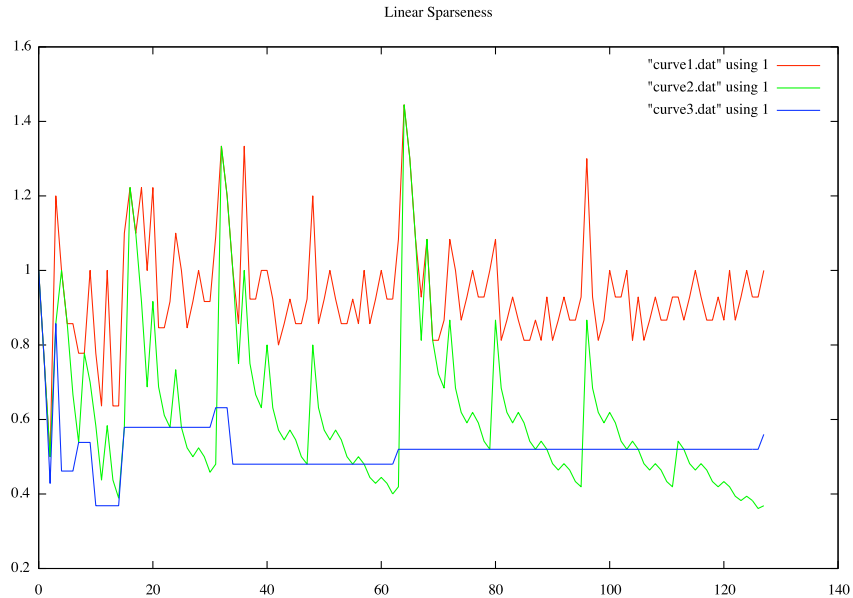


Fig. 16: Sparseness measures with curve1=fun, curve2=set, curve3=perm up to 2^7

We can also extend this comparison the hereditarily finite representations, which, as a pleasant surprise, turn out to provide self-delimiting codes.

```

sparseness_pair f n =
  (genericLength (to_elias n), genericLength (as f nat n))

```

```

sparseness f n = x/y where (x,y)=sparseness_pair f n

```

One can then compare (self-delimiting) parenthesis language representations for hereditarily finite encoders provided by HFF, HFS, HFP and discover the “peaks” of sparseness as shown in Fig. 17 and 18.

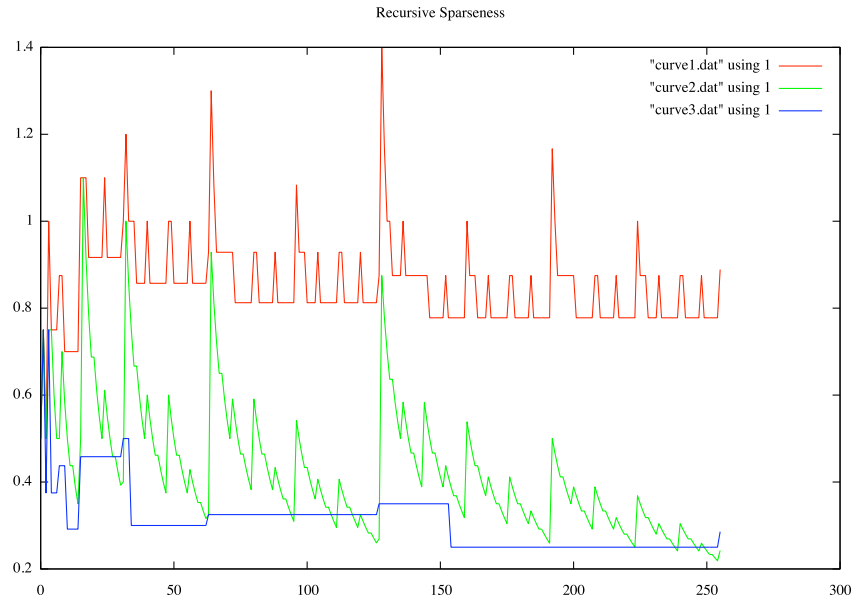


Fig. 17: Sparseness measures with curve1=HFF, curve2=HFS, curve3=HFP up to 2^8

A new self-delimiting code While the HFF representation is generally less compact than Elias omega code, its simplicity suggest it as a possibly useful self-delimiting code, especially interesting for streams of “sparse” values, as shown in Fig. 19.

One can collect values that have smaller HFF codes than Elias omega codes i.e. “sparse numbers” with:

```

sparses_to m = [n | n <- [0..m-1],
  (genericLength (as hff_pars nat n))
  <
  (genericLength (as elias nat n))]

```

working as follows

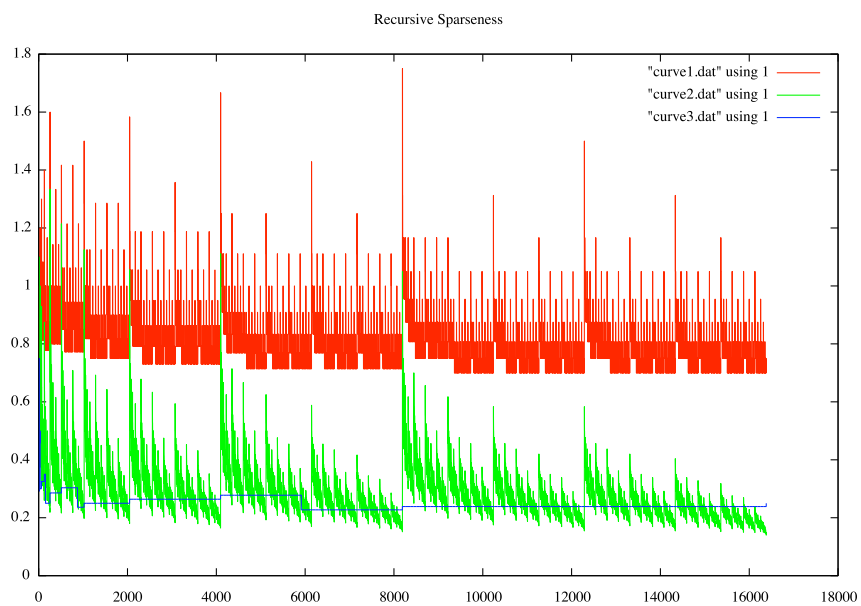


Fig. 18: Sparseness measures with curve1=HFF curve2=HFS, curve3=HFP up to 2^{14}

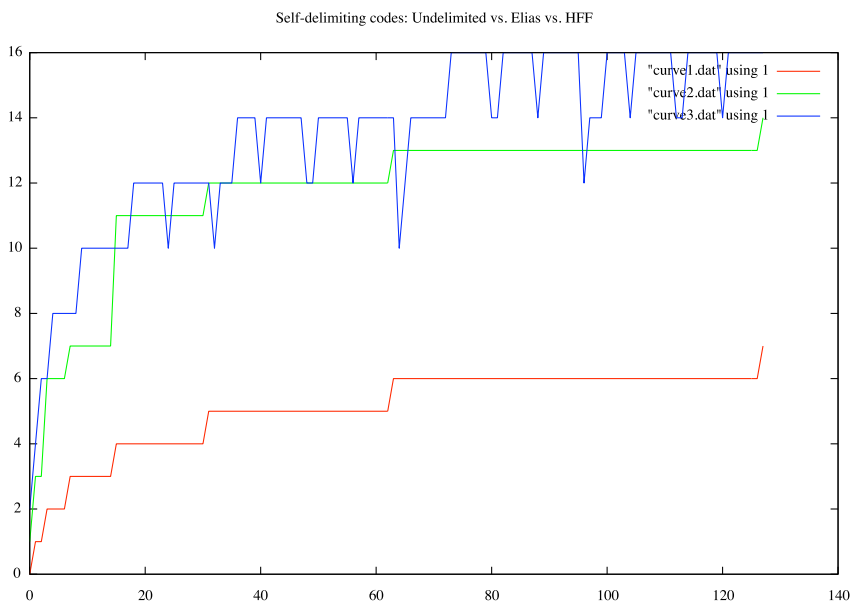


Fig. 19: Comparison of codes: curve1=Undelimited curve2=Elias, curve3=HFF up to 2^7

```
ISO> sparses_to (2^11)
[15,16,17,24,32,64,65,96,128,129,192,256,257,258,259,320,384,
 385,448,512,513,514,515,516,517,518,519,520,544,576,640,641,704,768,
 769,770,771,832,896,897,960,1024,1025,1026,1027,1028,1029,1030,1031,
 1032,1088,1152,1280,1281,1408,1536,1537,1538,1539,1664,1792,1793,1920]
```

and notice that the list collects an unusually large number of various popular memory chip and computer screen sizes. Figure 20 shows distribution of “sparse numbers” in $[0..2^{18}]$.

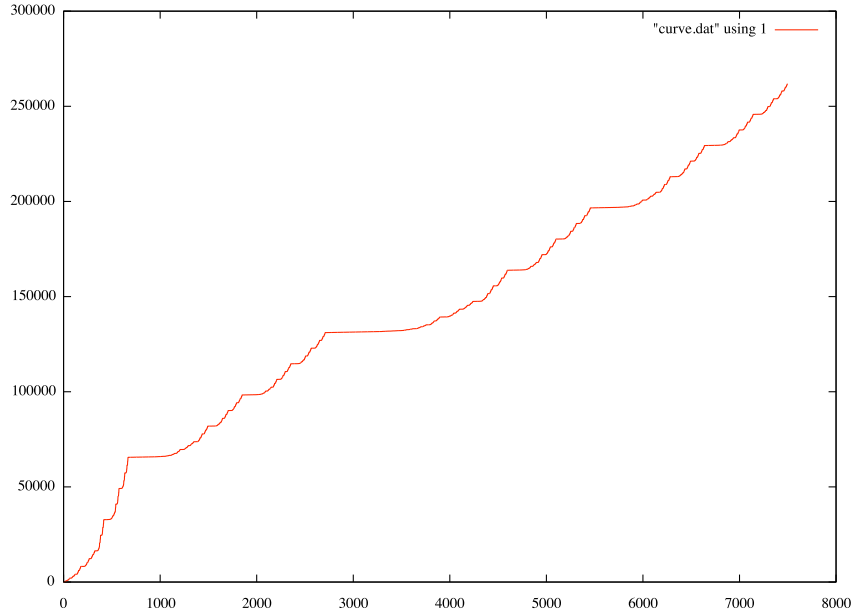


Fig. 20: Sparse numbers in $[0..2^{18}]$, x =nth sparse number, y =its value

Pairing Functions and Prime Numbers We have seen that recursive application of the unpairing function `bitunpair` provided an isomorphisms between natural numbers and BDDs. Given an *unpairing function* $u : Nat \rightarrow Nat \times Nat$ and a predicate $p(n)$ over the set of natural numbers, it makes sense to investigate subsets of Nat such that if p holds for n then it also holds after applying the unpairing function u to n . More interestingly, one can look at subsets for which this property holds recursively.

Assuming a prime recognizer `is_prime` and a generator `primes` for the stream of prime numbers (see Appendix), we can define:

```
hyper_primes u = [n | n ← primes, all_are_primes (uparts u n)] where
```

```

all_are_primes ns = and (map is_prime ns)

uparts u = sort . nub . tail . (split_with u) where
  split_with _ 0 = []
  split_with _ 1 = []
  split_with u n = n:(split_with u n0)++(split_with u n1) where
    (n0,n1)=u n

```

working as follows:

```

*ISO> take 20 (hyper_primes bitunpair)
[2,3,5,7,11,13,17,19,23,29,31,43,47,59,71,79,83,89,103,139]
*ISO> take 20 (hyper_primes pepis_unpair)
[2,3,5,7,11,13,19,23,29,31,43,53,59,107,127,173,223,251,311,347]

```

This leads to the following conjectures, in increasing order of generality:

Conjecture 1 *The sets generated by (hyper_primes bitpair) and (hyper_primes pepis_unpair) are infinite.*

Conjecture 2 *If u is a bijection from $u : \text{Nat} \rightarrow \text{Nat} \times \text{Nat}$ such that:*

1. *if $n > 1$ and $u\ n = (n_0, n_1)$ then $n_0 < n$ and $n_1 < n$*
2. *p is a predicate on Nat such that $P = \{n : p(n)\}$ is infinite*

than the set $P \cap \{n : \text{uparts } u\ n\}$ is also infinite.

Figures 21 and 22 show the complete unpairing graph for two hyper-primes obtained with `bitunpair`.

It is interesting to compare the action of pairing of natural numbers with their action on functions on primes and hyper-primes with products. Clearly products are not reversible, except when numbers are primes, while pairing functions are always reversible. To factor in the fact that products commute while pairing functions do not, we have considered $2xy$ instead of xy .

Figures 23, 24 and 25 show this comparison.

20.5 A surprising “free algorithm”: `strange_sort`

A simple isomorphism like `nat_set` can exhibit interesting properties as a building block of more intricate mappings like Ackermann’s encoding, but let’s also note a (surprising to us) “free algorithm” – sorting a list of distinct elements without explicit use of comparison operations:

```

strange_sort = (from nat_set) . (to nat_set)

*ISO> strange_sort [2,9,3,1,5,0,7,4,8,6]
[0,1,2,3,4,5,6,7,8,9]

```

This algorithm emerges as a consequence of the commutativity of addition and the unicity of the decomposition of a natural number as a sum of powers of 2. The cognoscenti might notice that such surprises are not totally unexpected in the world of functional programming. In a different context, they go back as early as Wadler’s Free Theorems [35].

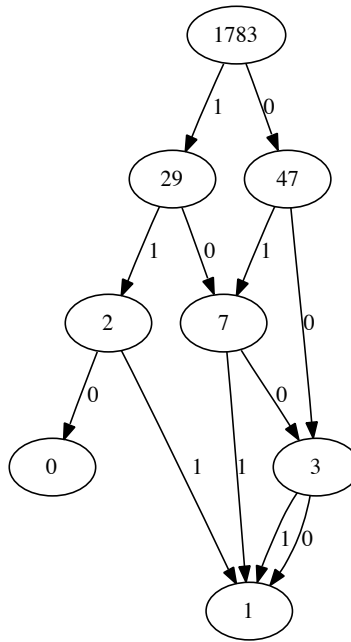


Fig. 21: Unpairing graph for hyper-prime 1783

20.6 Circuit Minimization

Let us consider the classic problem of synthesizing a half adder, composed of an XOR (\wedge) and an AND ($*$) function. We can combine the two functions with an if-then-else with selector variable A to obtain: $\text{ITE}(A, B \wedge C, B * C)$ with the following truth table:

```

[0,0,0]:0
[0,0,1]:0
[0,1,0]:0
[0,1,1]:1
[1,0,0]:0
[1,0,1]:1
[1,1,0]:1
[1,1,1]:0

```

Note that this 3 argument single output function (encoded as the natural number 22 by reading its value column in binary), fuses the two operations with the upper half of the truth table representing the AND and the lower half representing the XOR. When running `to_min_bdd` on this function we obtain:

```

ISO> from_base 2 [0,1,1,0, 1,0,0,0]
22
*ISO> to_min_bdd 3 22

```

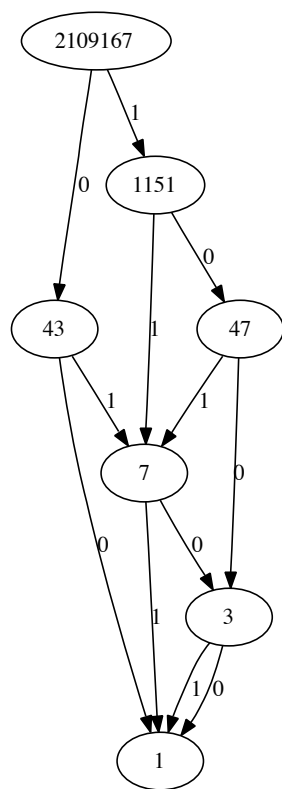


Fig. 22: Unpairing graph for hyper-prime 2109167

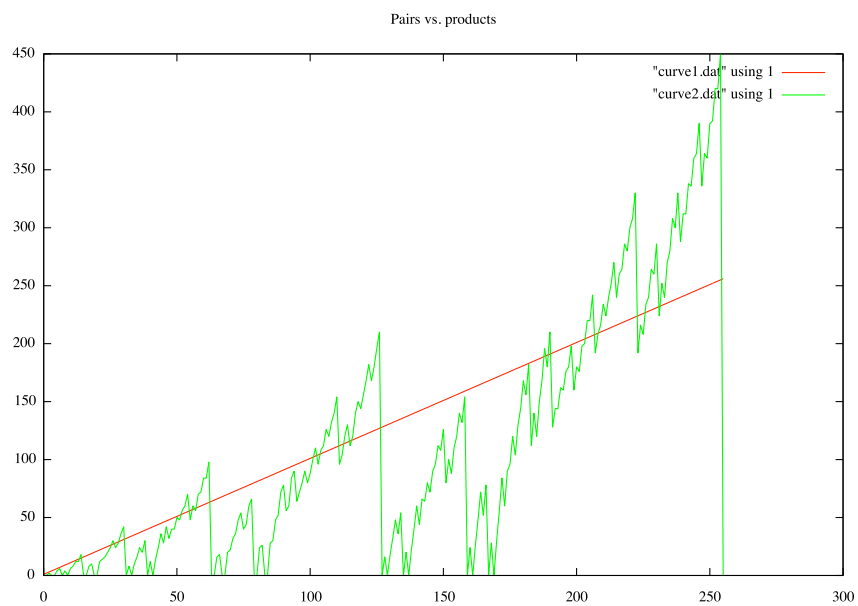


Fig. 23: Pairing vs. $2xy$

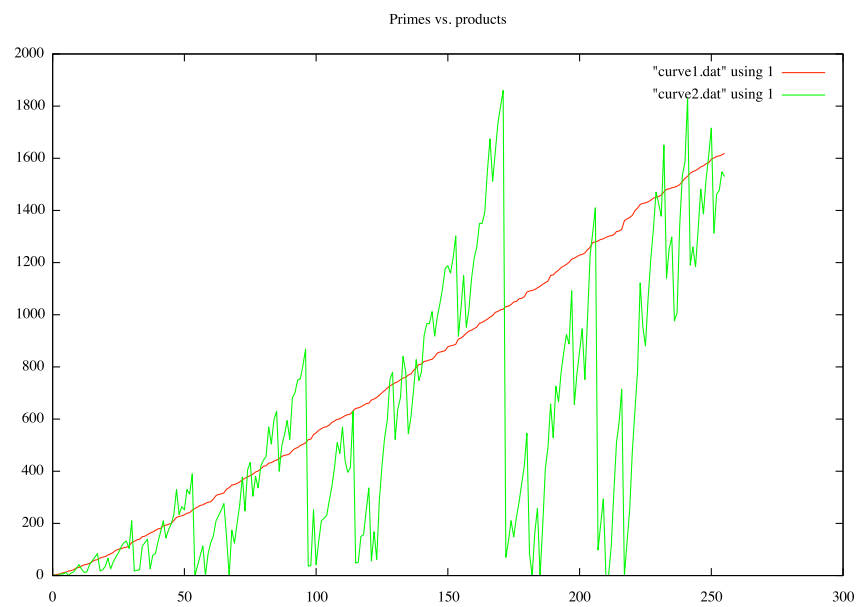


Fig. 24: Pairing of primes vs. $2xy$

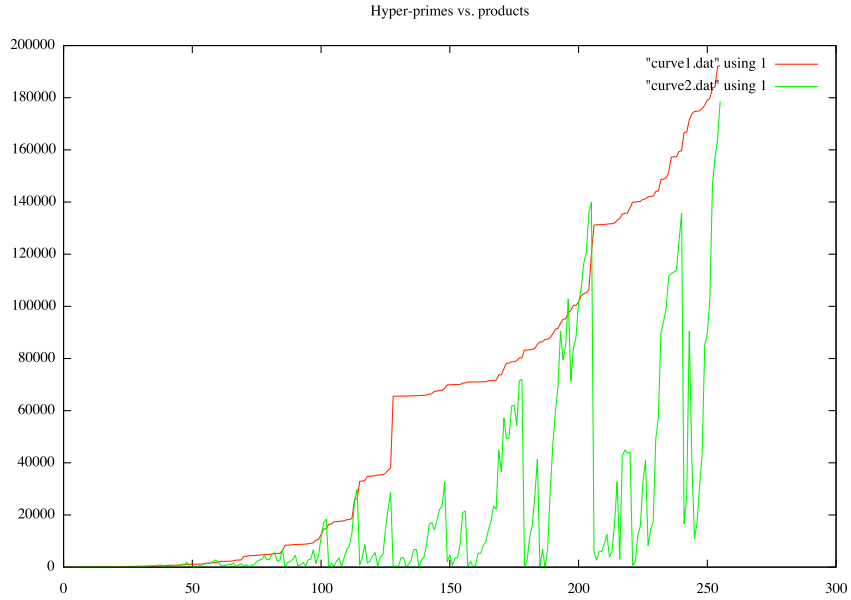


Fig. 25: Pairing of hyper-primes vs. $2xy$

```
BDD 3 (D 0
  (D 1 (D 2 B0 B1) (D 2 B1 B0))
    (D 1 (D 2 B1 B0) B0))
```

20.7 Other Applications

A fairly large number of useful algorithms in fields ranging from data compression, coding theory and cryptography to compilers, circuit design and computational complexity involve bijective functions between heterogeneous data types. Their systematic encapsulation in a generic API that coexists well with strong typing can bring significant simplifications to various software modules with the added benefits of reliability and easier maintenance. In a Genetic Programming context [36] the use of isomorphisms between bitvectors/natural numbers on one side, and trees/graphs representing HFSs, HFFs on the other side, looks like a promising phenotype-genotype connection. Mutations and crossovers in a data type close to the problem domain are transparently mapped to numerical domains where evaluation functions can be computed easily. In particular, “biological proven” encodings like DNA strands are likely to provide interesting genotypes implementations. In the context of Software Transaction Memory implementations (like Haskell’s STM [37]), encodings through isomorphisms are subject to efficient shortcuts, as undo operations in case of transaction failure

can be performed by applying inverse transformations without the need to save the intermediate chain of data structures involved.

21 Related work

The closest reference on encapsulating bijections as a Haskell data type is [38] and Conal Elliott’s composable bijections module [39], where, in a more complex setting, Arrows [40] are used as the underlying abstractions. While our `Iso` data type is similar to the `Bij` data type in [39] and `BiArrow` concept of [38], the techniques for using such isomorphisms as building blocks of an embedded composition language centered around encodings as Natural Numbers are new.

As the domains between which we define our isomorphisms can be organized as categories, it is likely that some of our constructs would benefit from *natural transformation* [41] and *n-category* formulations [42].

Ranking functions can be traced back to Gödel numberings [5, 6] associated to formulae. Together with their inverse *unranking* functions they are also used in combinatorial generation algorithms [43, 27, 44, 45]. However the generic view of such transformations as hylomorphisms obtained compositionally from simpler isomorphisms, as described in this paper, is new.

Natural Number encodings of Hereditarily Finite Sets have triggered the interest of researchers in fields ranging from Axiomatic Set Theory and Foundations of Logic to Complexity Theory and Combinatorics [46–51]. Computational and Data Representation aspects of Finite Set Theory have been described in logic programming and theorem proving contexts in [12, 52].

Pairing functions have been used in work on decision problems as early as [20, 23]. A typical use in the foundations of mathematics is [53]. An extensive study of various pairing functions and their computational properties is presented in [54].

Various mappings from natural numbers to rational numbers are described in [55], also in a functional programming framework.

We have learned from Knuth’s recent work on combinatorial algorithms [27] the techniques related to bitvector encodings of projection functions and boolean operations and about BDDs and reduced ordered BDDs from Bryant’s seminal paper on the topic [26]. However, the connection with pairing/unpairing functions and the equivalence results of subsection 9.4 are new.

The concepts of hereditarily finite functions and permutations as well as their encodings, are likely to be new, given that our sustained search efforts have not lead so far to anything similar.

Some other techniques, ranging from factoradics to cons-lists and functional binary numbers to DNA encodings and dyadic rationals are for sure part of the scientific commons. In that case our focus was to express them as elegantly as possible in a uniform framework. In these cases as well, most of the time it was faster to “just do it”, by implementing them from scratch in a functional programming framework, rather than adapting procedural algorithms found elsewhere.

22 Conclusion

We have shown the expressiveness of Haskell as a metalanguage for executable mathematics, by describing encodings for functions and finite sets in a uniform framework as data type isomorphisms with a groupoid structure. Haskell's higher order functions and recursion patterns have helped the design of an embedded data transformation language. Using higher order combinators a simplified QuickCheck style random testing mechanism has been implemented as an empirical correctness test. The framework has been extended with hylomorphisms providing generic mechanisms for encoding Hereditarily Finite Sets and Hereditarily Finite Functions. In the process, a few surprising "free algorithms" have emerged as well as a generalization of Ackermann's encoding to Hereditarily Finite Sets with Urelements. We plan to explore in depth in the near future, some of the results that are likely to be of interest in fields ranging from combinatorics and boolean logic to data compression and arbitrary precision numerical computations.

References

1. Tarau, P.: Isomorphisms, Hylomorphisms and Hereditarily Finite Data Types in Haskell. In: Proceedings of ACM SAC'09, Honolulu, Hawaii, ACM (March 2009)
2. Lakoff, G., Johnson, M.: *Metaphors We Live By*. University of Chicago Press, Chicago, IL, USA (1980)
3. Cook, S.: Theories for complexity classes and their propositional translations. In: Complexity of computations and proofs. (2004) 1–36
4. Cook, S., Urquhart, A.: Functional interpretations of feasibly constructive arithmetic. *Annals of Pure and Applied Logic* **63** (1993) 103–200
5. Gödel, K.: Über formal unentscheidbare Sätze der Principia Mathematica und verwandter Systeme I. *Monatshefte für Mathematik und Physik* **38** (1931) 173–198
6. Hartmanis, J., Baker, T.P.: On simple goedel numberings and translations. In Loeckx, J., ed.: ICALP. Volume 14 of Lecture Notes in Computer Science., Springer (1974) 301–316
7. Claessen, K., Hughes, J.: Testing monadic code with quickcheck. *SIGPLAN Notices* **37**(12) (2002) 47–59
8. Singh, D., Ibrahim, A.M., Yohanna, T., Singh, J.N.: An overview of the applications of multisets. *Novi Sad J. Math* **52**(2) (2007) 73–92
9. Hutton, G.: A Tutorial on the Universality and Expressiveness of Fold. *J. Funct. Program.* **9**(4) (1999) 355–372
10. Meijer, E., Hutton, G.: Bananas in Space: Extending Fold and Unfold to Exponential Types. In: FPCA. (1995) 324–333
11. Ackermann, W.F.: Die Widerspruchsfreiheit der allgemeinen Mengenlehre. *Mathematische Annalen* (114) (1937) 305–315
12. Piazza, C., Policriti, A.: Ackermann Encoding, Bisimulations, and OBDDs. *TPLP* **4**(5-6) (2004) 695–718
13. Göbel, F.: On a 1-1-correspondence between rooted trees and natural numbers. *J. Comb. Theory, Ser. B* **29**(1) (1980) 141–143

14. Knuth, D.E.: The art of computer programming, volume 2 (3rd ed.): seminumerical algorithms. Addison-Wesley Longman Publishing Co., Inc., Boston, MA, USA (1997)
15. Mantaci, R., Rakotondrajao, F.: A permutations representation that knows what "eulerian" means. *Discrete Mathematics & Theoretical Computer Science* **4**(2) (2001) 101–108
16. Pepis, J.: Ein verfahren der mathematischen logik. *The Journal of Symbolic Logic* **3**(2) (jun 1938) 61–76
17. Kalmar, L.: On the reduction of the decision problem. first paper. ackermann prefix, a single binary predicate. *The Journal of Symbolic Logic* **4**(1) (mar 1939) 1–9
18. Kalmar, Laszlo, Suranyi, Janos: On the reduction of the decision problem. *The Journal of Symbolic Logic* **12**(3) (sep 1947) 65–73
19. Kalmar, Laszlo, Suranyi, Janos: On the reduction of the decision problem: Third paper. pepis prefix, a single binary predicate. *The Journal of Symbolic Logic* **15**(3) (sep 1950) 161–173
20. Robinson, J.: General recursive functions. *Proceedings of the American Mathematical Society* **1**(6) (dec 1950) 703–718
21. Robinson, J.: A note on primitive recursive functions. *Proceedings of the American Mathematical Society* **6**(4) (aug 1955) 667–670
22. Robinson, J.: Recursive functions of one variable. *Proceedings of the American Mathematical Society* **19**(4) (aug 1968) 815–820
23. Robinson, J.: Finite generation of recursively enumerable sets. *Proceedings of the American Mathematical Society* **19**(6) (dec 1968) 1480–1486
24. Robinson, J.: An introduction to hyperarithmetical functions. *The Journal of Symbolic Logic* **32**(3) (sep 1967) 325–342
25. Pigeon, S.: Contributions à la compression de données. Ph.d. thesis, Université de Montréal, Montréal (2001)
26. Bryant, R.E.: Graph-based algorithms for boolean function manipulation. *IEEE Transactions on Computers* **35**(8) (1986) 677–691
27. Knuth, D.: The Art of Computer Programming, Volume 4, draft (2006) <http://www-cs-faculty.stanford.edu/~knuth/taocp.html>.
28. Shannon, C.E.: Claude Elwood Shannon: collected papers. IEEE Press, Piscataway, NJ, USA (1993)
29. Fujita, M., McGeer, P.C., Yang, J.C.Y.: Multi-terminal binary decision diagrams: An efficient data structure for matrix representation. *Formal Methods in System Design* **10**(2/3) (1997) 149–169
30. Ciesinski, F., Baier, C., Groesser, M., Parker, D.: Generating compact MTBDD-representations from Probmela specifications. In: *Proc. 15th International SPIN Workshop on Model Checking of Software (SPIN'08)*. (2008)
31. Bucciarelli, A., Salibra, A.: The sensible graph theories of lambda calculus. In: *LICS '04: Proceedings of the 19th Annual IEEE Symposium on Logic in Computer Science*, Washington, DC, USA, IEEE Computer Society (2004) 276–285
32. Berline, C.: Graph models of λ -calculus at work, and variations. *Mathematical Structures in Comp. Sci.* **16**(2) (2006) 185–221
33. Li, Z.: Algebraic properties of dna operations. *Biosystems* **52** (October 1999) 55–61(7)
34. Hinze, T., Sturm, M.: A universal functional approach to dna computing and its experimental practicability. In: *Proceedings 6th DIMACS Workshop on DNA Based Computers*, held at the University of Leiden, Leiden, The Netherlands, 13 - 17. (2000) 257–266

35. Wadler, P.: Theorems for free! In: FPCA '89: Proceedings of the fourth international conference on Functional programming languages and computer architecture, New York, NY, USA, ACM (1989) 347–359
36. Koza, J.R.: Genetic Programming: On the Programming of Computers by Means of Natural Selection. MIT Press, Cambridge, MA, USA (1992)
37. Harris, T., Marlow, S., Jones, S.L.P., Herlihy, M.: Composable memory transactions. *Commun. ACM* **51**(8) (2008) 91–100
38. Alimarine, A., Smetsers, S., van Weelden, A., van Eekelen, M., Plasmeijer, R.: There and back again: arrows for invertible programming. In: Haskell '05: Proceedings of the 2005 ACM SIGPLAN workshop on Haskell, New York, NY, USA, ACM Press (2005) 86–97
39. Conal Elliott: Data.Bijections Haskell Module. <http://haskell.org/haskellwiki/TypeCompose>.
40. Hughes, J.: Generalizing Monads to Arrows *Science of Computer Programming* 37, pp. 67–111, May 2000.
41. Mac Lane, S.: Categories for the Working Mathematician. Springer-Verlag, New York, NY, USA (1998)
42. Baez, J.C.: An introduction to n-categories. In: In 7th Conference on Category Theory and Computer Science, Springer-Verlag (1997) 1–33
43. Martinez, C., Molinero, X.: Generic algorithms for the generation of combinatorial objects. In: Rován, B., Vojtas, P., eds.: MFCS. Volume 2747 of Lecture Notes in Computer Science., Springer (2003) 572–581
44. Ruskey, F., Proskurowski, A.: Generating binary trees by transpositions. *J. Algorithms* **11** (1990) 68–84
45. Myrvold, W., Ruskey, F.: Ranking and unranking permutations in linear time. *Information Processing Letters* **79** (2001) 281–284
46. Takahashi, M.o.: A Foundation of Finite Mathematics. *Publ. Res. Inst. Math. Sci.* **12**(3) (1976) 577–708
47. Kaye, R., Wong, T.L.: On Interpretations of Arithmetic and Set Theory. *Notre Dame J. Formal Logic* Volume **48**(4) (2007) 497–510
48. Abian, A., Lamacchia, S.: On the consistency and independence of some set-theoretical constructs. *Notre Dame Journal of Formal Logic* **XIX**(1) (1978) 155–158
49. Avigad, J.: The Combinatorics of Propositional Provability. In: ASL Winter Meeting, San Diego (January 1997)
50. Kirby, L.: Addition and multiplication of sets. *Math. Log. Q.* **53**(1) (2007) 52–65
51. Leontjev, A., Sazonov, V.Y.: Capturing LOGSPACE over Hereditarily-Finite Sets. In: Schewe, K.D., Thalheim, B., eds.: FoIKS. Volume 1762 of Lecture Notes in Computer Science., Springer (2000) 156–175
52. Paulson, L.C.: A Concrete Final Coalgebra Theorem for ZF Set Theory. In: Dybjer, P., Nordström, B., Smith, J.M., eds.: TYPES. Volume 996 of Lecture Notes in Computer Science., Springer (1994) 120–139
53. Cégielski, P., Richard, D.: Decidability of the theory of the natural integers with the cantor pairing function and the successor. *Theor. Comput. Sci.* **257**(1-2) (2001) 51–77
54. Rosenberg, A.L.: Efficient pairing functions - and why you should care. *International Journal of Foundations of Computer Science* **14**(1) (2003) 3–17
55. Gibbons, J., Lester, D., Bird, R.: Enumerating the rationals. *Journal of Functional Programming* **16**(4) (2006)

Appendix

The code in the paper is organized in a module with the following dependencies:

```
module ISO where
import Data.List
import Data.Bits
import Data.Graph
import Data.Graph.Inductive
import Graphics.Gnuplot.Simple
import Data.Char
import Ratio
import Random
```

Bit crunching functions

The function `bitcount` computes the number of bits needed to represent an integer and `max_bitcount` computes the maximum bitcount for a list of integers.

```
bitcount n = head [x|x<-[1..],(2^x)>n]
max_bitcount ns = foldl max 0 (map bitcount ns)
```

The following function convert a number to binary, padded with 0s, up to `maxbits`.

```
to_maxbits maxbits n =
  bs ++ (genericTake (maxbits-1)) (repeat 0) where
    bs=to_base 2 n
    l=genericLength bs
```

Primes

The following code implements factoring function `to_primes` a primality test (`is_prime`) and a generator for the infinite stream of prime numbers `primes`.

```
primes = 2 : filter is_prime [3,5..]

is_prime p = [p]==to_primes p

to_primes n | n>1 = to_factors n p ps where
  (p:ps) = primes

to_factors n p ps | p*p > n = [n]
to_factors n p ps | 0==n `mod` p = p : to_factors (n `div` p) p ps
to_factors n p ps@(hd:tl) = to_factors n hd tl
```

We will briefly describe here the functions used to visualize various data types with the help of Haskell libraries providing interfaces to `graphviz` and `gnuplot`.

Building a multigraph from a natural number using a function associating to each natural number a sequence or set of natural numbers.

```

fun2g ns = nat2fgs nat2fun ns
set2g ns = nat2sgs nat2set ns
perm2g ns = nat2fgs nat2perm ns
pmset2g ns = nat2fgs nat2pmset ns
mset2g ns = nat2fgs nat2mset ns

nat2fg f n = nat2gx fun_edge f nat2pftree n :: Gr Nat Int

nat2fgs f ns = nat2gsx fun_edge f nat2pftree ns :: Gr Nat Int

nat2sg f n = nat2gx set_edge f nat2pftree n :: Gr Nat ()

nat2sgs f ns = nat2gsx set_edge f nat2pftree ns :: Gr Nat ()

set_edge xs (a,b,i) = (lookUp a xs,lookUp b xs,())

fun_edge xs (a,b,i) = (lookUp a xs,lookUp b xs,i)

nat2gx e f g n = mkGraph vs (map (e xs) es) where
  es=g f n
  (xs,vs)=labeledVertices es

nat2gsx e f g ns = mkGraph vs (map (e xs) es) where
  es=nub (concatMap (g f) ns)
  (xs,vs)=labeledVertices es

labeledVertices es= (xs,vs) where
  xs=fvertices es
  is=[0..(length xs)-1]
  vs = zip is xs

nat2pftree f n = nub (nat2pftreex f (n,n,0))

nat2pftreex f (_,n,_) = ps ++ (concatMap (nat2pftreex f) ps) where
  ps = nat2pfun f (n,n,0)

nat2pfun _ (_,0,_) = []
nat2pfun f (_,n,_) | n> 0 = ps where
  ps = zipWith (\x i→(n,x,i)) (f n) [0..]

fvertices ps = (sort . nub) (concatMap f ps) where
  f (a,b,_) = [a,b]

lookUp n ns = i where Just i=elemIndex n ns

```

Building Inductive Graphs from Lists of Pairs

```

pairs2gr :: [(Nat,Nat)] → Gr Nat ()

pairs2gr ps = mkGraph lvs les where
  vs=to_vertices ps
  lvs=zip [0..] vs
  es=to_edges vs ps
  les=map f es
  f (x,y) = (x,y,())

to_vertices es = sort $ nub $ concat [[fst p,snd p] | p←es]

to_edges vs ps = map (f vs) ps where
  f vs (x,y) = (lookUp x vs,lookUp y vs)

```

Generating labeled edge triplets by recursing over unpairing functions

The following function represents a number as a set of triplets expressing branches of decomposition with with an unpairing function `f`, for instance, in the case of BDDs with function `bitunpair`.

```

unpairing_edges f tt = nub (h f tt) where
  h _ tt | tt<2 = []
  h f n = ys where
    (n0,n1)=f n
    ys= (n,n0,0):(n,n1,1):
        (h f n0) ++
        (h f n1)

```

The function works as follows:

```

*ISO> unpairing_edges bitunpair 42
[(42,0,0),(42,7,1),(7,3,0),(7,1,1),(3,1,0),(3,1,1)]
*JFISO> unpairing_edges pepis_unpair 42
[(42,0,0),(42,21,1),(21,1,0),(21,5,1),(5,1,0),(5,1,1)]
*ISO>

```

Generating labeled edge triplets by recursing over untupling functions

The following function represents a number as a set of triplets expressing branches of decomposition with with an untupling function `fk`, for instance `to_tuple k`.

```

untupling_edges f k tt = nub (h f k tt) where
  h _ _ tt | tt<2 = []
  h f k n = ys where
    ns = f k n
    ys = (zip3 (repeat n) ns [0..]) ++
        (concatMap (h f k) ns)

```

The function works as follows:

```
*ISO> untupling_edges to_tuple 3 2008
[(2008,14,0),(2008,14,1),(2008,4,2),(14,2,0),(14,1,1),(14,1,2),
 (2,0,0),(2,1,1),(2,0,2),(4,0,0),(4,0,1),(4,1,2)]
```

Building Inductive Graphs from Unpairing and Untupling Trees

We can now turn a BDD as well as any other unpairing function generated tree into an inductive graph, as follows:

```
to_unpair_graph f tt = nat2fun_graph (unpairing_edges f) tt

to_untuple_graph f k tt = nat2fun_graph (untupling_edges f k) tt

nat2fun_graph f n = mkGraph vs fs :: Gr Nat Int where
  es=f n
  (xs,vs)=labeledVertices es
  fs=map (fun_edge xs) es
```

The functions work as follows:

```
*ISO> to_unpair_graph bitunpair 42
0:0→[]
1:1→[]
2:3→[(1,1),(0,1)]
3:7→[(0,2),(1,1)]
4:42→[(1,3),(0,0)]

*ISO> to_unpair_graph pepis_unpair 42
0:0→[]
1:1→[]
2:5→[(1,1),(0,1)]
3:21→[(1,2),(0,1)]
4:42→[(1,3),(0,0)]

*ISO> to_untuple_graph to_tuple 3 2008
0:0→[]
1:1→[]
2:2→[(2,0),(1,1),(0,0)]
3:4→[(2,1),(1,0),(0,0)]
4:14→[(0,2),(2,1),(1,1)]
5:2008→[(2,3),(1,4),(0,4)]
```

Visualization with graphviz

```
gviz g = writeFile "iso.gv"
  ((graphviz g "" (0.0,0.0) (2,2) Portrait)+"\n")

funviz f n = gviz (nat2fg f n)
```

```

setviz f n = gviz (nat2sg f n)

pviz t n = gviz (pairs2gr (as t nat n))

uviz f tt = gviz (to_unpair_graph f tt)

tviz f k tt = gviz (to_untuple_graph f k tt)

```

Plotting with gnuplot

```

plot3d f xs ys = plotFunc3d [Title ""] [] xs ys f

cplot3d f = plot3d (curry f)

plotpairs m | m ≤ 2^8 = cplot3d bitpair ls ls where ls=[0..m-1]

plotdyadics m = plotList
  [Title "Dyadics"]
  (map (fromRational . (as dyadic nat)) [0..m-1])

sizes_to m t = map (size_as t) [0..m-1]

plot_hf m = plotLists [Title "Bit, BDD, HFF, HFS, and HFP sizes"]
  (
    [bits_to m,bsizes_to m] ++
    (map (sizes_to m) [hff,hfs,hfm,hfp])
  )

plot_best m = plotLists [Title "Bit, BDD and HFF and HFF' sizes"]
  (
    [bits_to m,bsizes_to m] ++
    (map (sizes_to m) [hff,hff'])
  )

plot_worse m = plotLists [Title "HFM, HFS and HFP sizes"]
  (
    (map (sizes_to m) [hfm,hfs,hfp])
  )

plot hf m = plotx [hf] m

plotx hfx m = plotLists [Title "HF tree size"]
  (
    (map (sizes_to (2^m-1)) hfx)
  )

-- plots pairs
pplot f m = plotPath [] (map (to_ints . f) [0..2^m-1])

```

```

to_ints (i,j)=(fromIntegral i,fromIntegral j)

diplot n = plotPath [] (map to_ints (as digraph nat n))

bsize_of n = robdd_size (as rbdd nat n)

bsizes_to m = map bsize_of [0..m-1]

bits_to m = map s [0..m-1] where s n = genericLength (as bits nat n)

plot_linear_sparseness m = plotLists [Title "Linear Sparseness"]
  [(map (linear_sparseness fun) [0..m-1]),
   (map (linear_sparseness pmset) [0..m-1]),
   (map (linear_sparseness mset) [0..m-1]),
   (map (linear_sparseness set) [0..m-1]),
   (map (linear_sparseness perm) [0..m-1])]

plot_sparseness m = plotLists [Title "Recursive Sparseness"]
  [(map (sparseness hff_pars) [0..m-1]),
   (map (sparseness hfp_pars) [0..m-1]),
   (map (sparseness hfm_pars) [0..m-1]),
   (map (sparseness hfs_pars) [0..m-1]),
   (map (sparseness hfp_pars) [0..m-1])]

plot_sparseness1 m = plotLists
  [Title "Recursive Sequence vs. Multiset Sparseness"]
  [
    (map (sparseness hff_pars) [0..m-1]),
    (map (sparseness hfp_pars) [0..m-1])
  ]

plot_sparseness2 m = plotLists [Title "Recursive Multiset Sparseness"]
  [
    (map (sparseness hfm_pars) [0..m-1]),
    (map (sparseness hfm_pars') [0..m-1])
  ]

plot_sparseness3 m = plotLists [Title "Recursive Multiset Sparseness"]
  [
    (map (sparseness hff_pars) [0..m-1]),
    (map (sparseness hff_pars') [0..m-1])
  ]

plot_selfdels m = plotLists
  [Title "Self-delimiting codes: Undelimited vs. Elias vs. HFF"]
  [(map (genericLength . (as bits nat)) [0..m-1]),
   (map (genericLength . (as elias nat)) [0..m-1]),
   (map (genericLength . (as hff_pars nat)) [0..m-1])]

```

```

plot_pairs_prods m = plotLists [Title "Pairs vs. products"] [ms,prods] where
  ms=[1..m]
  pairs=map bitunpair ms
  prods=map prod pairs where prod (x,y)=2*x*y

plot_lifted_pairs m =
  plotLists [Title "Lifted pairs"] [us0,us1] where
    ms=[0..m-1]
    pairs=map bitunpair ms
    us0=map fst pairs
    us1=map snd pairs

plot_lifted_pairs1 m =
  plotLists [Title "Lifted pairs and products"] [ps,s0,s1,xys] where
    ms=[0..m-1]
    pairs=map bitunpair ms
    us0=map fst pairs
    us1=map snd pairs
    ps=zipWith (*) us0 us1
    s0=map (^2) us0
    s1=map (^2) us1
    xys=map f pairs where
      f (x,y) = x*y

plot_primes_prods m = plotLists [Title "Primes vs. products"]
  [ps,prods] where
    ms=[0..m]
    ps=genericTake m primes
    pairs=map bitunpair ps
    prods=map prod pairs where prod (x,y)=2*x*y

plot_hypers_prods m = plotLists [Title "Hyper-primes vs. products"]
  [ps,prods] where
    ms=[0..m]
    ps=genericTake m (hyper_primes bitunpair)
    pairs=map bitunpair ps
    prods=map prod pairs where prod (x,y)=2*x*y

```

Generated Figures

```

f1=gviz (nat2sg nat2set 2008)
f2=gviz (nat2fg nat2fun 2008)
f3=gviz (nat2fg nat2perm 2008)

f4=gviz (nat2fg nat2perm 2009)
f5=pviz digraph 2008

f6=plotpairs 64
f7=plotdyadics 256

```

```

f8=plot_best (2^6)
f9=plot_worse (2^10)
f10=plot_hf (2^8)

f11a=plot_linear_sparseness (2^7)
f11=plot_sparseness (2^8)
f11b=plot_sparseness1 (2^8)
f11c=plot_sparseness2 (2^10)

f12=plot_sparseness (2^14)

f13=plot_sparseness (2^17)

f14=plot_selfdels (2^7)

f15=plotList [] (sparses_to (2^18))

f16=gviz (nat2fgs nat2fun [0..7])

arp24 i =468395662504823 + 205619*23*i

arps24 = map arp24 [0..23]

arp25 i = 6171054912832631 + 366384*23*i

arps25 = map arp25 [0..24]

f17 = gviz (fun2g arps24)
f17a = gviz (fun2g arps25)

f18 = gviz (fun2g [2^65+1,2^131+3])

f18a = gviz (set2g [2^65+1,2^131+3])

f19 = gviz (fun2g [0..7])

f20 = gviz (pmset2g [0..7])

f20a = gviz (mset2g [0..7])

f21 = gviz (set2g [0..7])

f22 = gviz (perm2g [0..7])

g1 tt= uviz bitunpair tt
g2 tt= uviz pepis_unpair tt
g2' tt= uviz pepis_unpair' tt

```

```
g3 tt= uviz rpepis_unpair tt

isopairs = plot_pairs_prods 256
isoprimes = plot_primes_prods 256
isohypers = plot_hypers_prods 256

isounpair1=pplot bitunpair 10
isounpair2=pplot pepis_unpair 10
```