

The Longitudinal Structure Function at HERA

R.S. Thorne*

Department of Physics and Astronomy, University College London, WC1E 6BT, UK

I investigate the theoretical uncertainties on the predictions for the longitudinal structure function $F_L(x, Q^2)$. I compare the predictions using fixed-order perturbative QCD, higher twist corrections, small- x resummations and the dipole picture. I compare the various predictions to the recent HERA measurements and examine how the data still to be analysed may discriminate between the approaches.

1 Introduction

I consider the impact of a measurement of $F_L(x, Q^2)$ [1]. Until recently we have been limited to consistency checks on the relationship between $F_2(x, Q^2)$ and $F_L(x, Q^2)$ at high y , where both contribute to the total cross-section $\tilde{\sigma}(x, Q^2) = F_2(x, Q^2) - y^2/(1 + (1 - y)^2)F_L(x, Q^2)$. Extracting F_L data requires an extrapolation in y making some theory assumptions. It is more useful to fit directly to $\tilde{\sigma}(x, Q^2)$ where there is a turn-over at the highest y . Previous studies have sometimes found that at NLO the turn-over is too small, but better at NNLO due to large corrections to $F_L(x, Q^2)$ [2]. However, the precision of such studies is limited, and can be affected by systematics, e.g. the photo-production background uncertainty. Using the final low-energy run at HERA, a direct measurement of $F_L(x, Q^2)$ at HERA is possible [3, 4].

Here I outline the implications and the predictions. The measurement of $F_L(x, Q^2)$ gives an independent test of the gluon distribution at low x to accompany that determined from $dF_2(x, Q^2)/d\ln Q^2$. However, it is also a direct test of success of alternative theories in QCD. These are slightly different issues. It is not obvious for which $F_L(x, Q^2)$ has more discriminating power. First I will discuss the predictions at LO, NLO and NNLO perturbation theory. I briefly highlight the issue of heavy flavours, since this is more important for $F_L(x, Q^2)$ than for $F_2(x, Q^2)$ at low orders. The total structure function is dominated by $C_{Lg}(\alpha_S, x) \otimes g(x, Q^2)$ contributions. In the massless quark approximation charge weighting means $F_L^c(x, Q^2)$ is nearly 40% of the total. However, there is a large massive quark suppression in heavy flavour coefficient functions. $F_L^c(x, Q^2)$ is suppressed by a factor of v^3 where $v = 1 - \frac{4m_c^2 z}{Q^2(1-z)}$ is the velocity of the heavy quark in the centre-of-mass frame. $Q^2 \gg m_c^2$ before the massless limit starts to apply, as shown in Fig. 1.

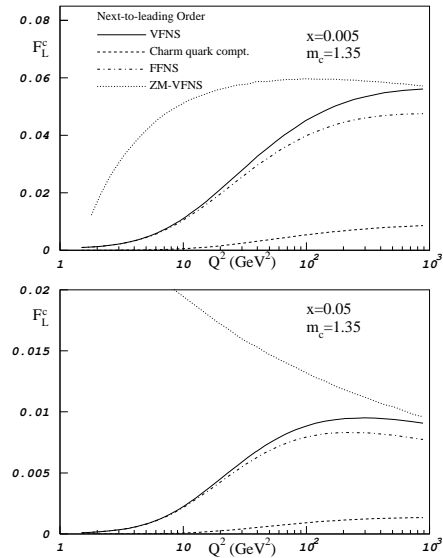


Figure 1: An illustration of the charm contribution to $F_L(x, Q^2)$ in a general-mass variable flavour number scheme.

*Royal Society University Research Fellow

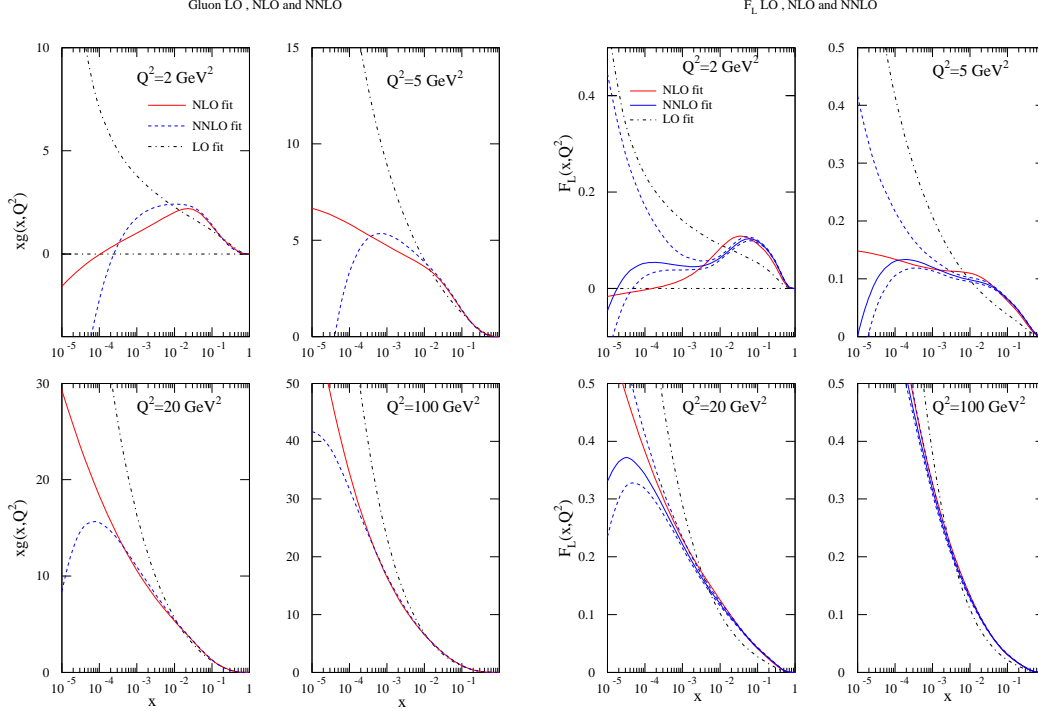


Figure 2: The gluon distribution (left) and longitudinal structure function (right) at LO, NLO and NNLO using preliminary MSTW08 pdfs [6].

At small x the large order-by-order change in the splitting functions, particularly P_{qg} , leads to a large variation in the gluon extracted from a global fit, shown in the left of Fig. 2. However, the NNLO $\mathcal{O}(\alpha_s^3)$ longitudinal coefficient function $C_{Lg}^3(x)$ [5] has a large positive contribution at small x , and this counters the decrease in the small- x gluon. The predictions for $F_L(x, Q^2)$ at LO, NLO and NNLO are shown in the right of Fig. 2. The $F_L(x, Q^2)$ prediction is more stable than the gluon at small x . The uncertainty (shown only for NNLO) becomes enormous as x decreases below 0.0001, but at the lowest Q^2 the NLO and NNLO predictions are discrepant in some regions. The LO prediction is far larger than either, reflecting the huge correction in the small- x gluon going to NLO.

2 Beyond fixed order

There are various potentially large corrections beyond fixed-order perturbation theory. It is possible there is a large higher twist contribution from renormalons in the quark sector. For $F_2(x, Q^2)$ the renormalon calculation of higher twist dies away at small x (due to satisfying the Adler sum rule). It is a completely different picture for $F_L(x, Q^2)$. At small x the contribution is proportional to the quark distributions, i.e. $F_L^{HT}(x, Q^2) \propto F_2(x, Q^2)$. The explicit renormalon calculation [7] gives

$$F_L^{HT}(x, Q^2) = \frac{A}{Q^2} (\delta(1-x) - 2x^3) \otimes \sum_f Q_f^2 q_f(x, Q^2),$$

where $A \approx \frac{4C_f \exp(5/3)}{\beta_0} \Lambda_{QCD}^2 \approx 0.4 - 0.8 \text{ GeV}^2$. It should be stressed that this effect is nothing to do with the gluon distribution, and is not part of the higher twist contribution included in the dipole approach. At small x the correction becomes effectively

$$F_L^{HT}(x, Q^2) = \frac{A}{3Q^2} \delta(1-x) \otimes \sum_f Q_f^2 q_f(x, Q^2) \approx \frac{A}{3Q^2} F_2(x, Q^2),$$

and is ~ 0.1 for $x = 0.0001$ and $Q^2 = 2 \text{ GeV}^2$.

If the small- x NNLO correction is itself rather large, might not higher orders still be important? There are leading $\ln(1/x)$ terms of the form $P_{gg}(x) \sim \frac{\alpha_s^n \ln^{n-1}(1/x)}{x}$, $P_{qg}(x) \sim \frac{\alpha_s^n \ln^{n-2}(1/x)}{x}$ and $C_{Lg}(x) \sim \frac{\alpha_s^n \ln^{n-2}(1/x)}{x}$. A fit which performs a double resummation of leading $\ln(1/x)$ and β_0 terms leads to a better fit to small- x data than a conventional perturbative fit [8]. The gluon distribution from this resummed fit is larger at small x and Q^2 than NLO or NNLO, and this is reflected also in the prediction for $F_L(x, Q^2)$. Similar approaches [9, 10] all lead to rather comparable results for the calculated splitting functions, but only in [8] has detailed phenomenological studies taken place. A comparison of the longitudinal coefficient functions from two approaches is shown in Fig. 3. The two results are clearly of the same form, so it is expected that a prediction for $F_L(x, Q^2)$ using the approach in [9] should be similar to that produced in [8].

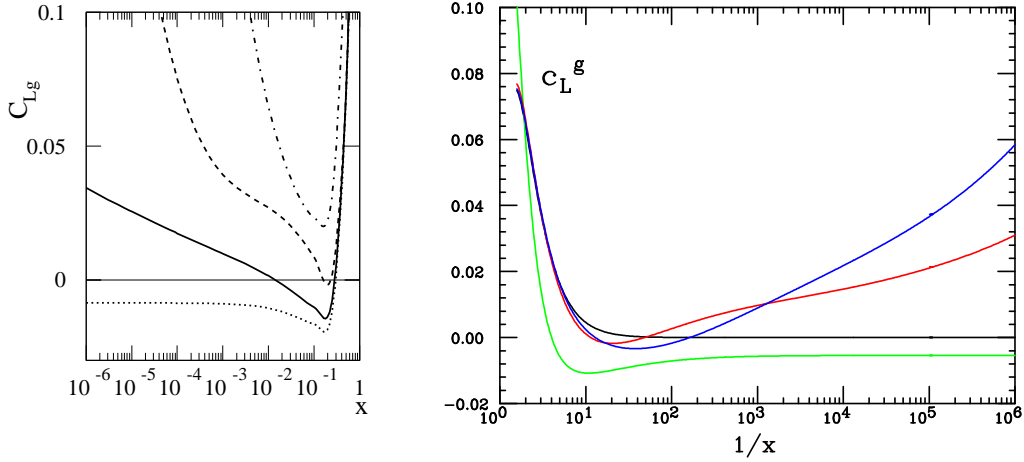


Figure 3: The longitudinal coefficient function $C_{L,g}$ calculated using the approaches in [8] (left, solid line), and [9] (right, blue line).

Finally I consider the dipole picture [11]. As with small- x resummations this can be cast in the language of $f(x, k^2)$ – the unintegrated gluon distribution – which is directly related to the dipole-proton cross-section. The structure functions are obtained by convoluting this dipole cross-section with the wave-functions for the photon to fluctuate into a quark-antiquark pair. This picture includes some of the resummation effects, and also higher twist contributions, and is designed to approach $Q^2 = 0$ smoothly. However, it misses quark and higher- x contributions. Overall $F_L(x, Q^2)$ predicted in this approach is steeper at small x than fixed order, and automatically stable at lowest Q^2 , see e.g. [12]. The general features are rather insensitive to whether saturation effects are included in the dipole cross-section.

3 Predictions

I present the various predictions for $F_L(x, Q^2)$ along a line of $x = Q^2/35420$, which corresponds well to the current HERA measurements [13], and to those yet to appear. The data are in good agreement with all the predictions. Along this line the NLO and NNLO predictions [6] are very similar, and the higher twist corrections are slightly smaller than the pdf uncertainties at NLO and NNLO. The resummation

prediction [8] and dipole model prediction [14] (very similar in [15]) have a different shape, and it is perhaps possible to distinguish the former at lower Q^2 . At $Q^2 \geq 10 \text{ GeV}^2$ the uncertainty on fixed order predictions is a few percent. An $F_L(x, Q^2)$ measurement will not add much to the direct constraint on the gluon. However, there may be deviations from NLO/NNLO predictions of 20 – 30% due to e.g. resummations or dipole models. For $Q^2 \leq 10 \text{ GeV}^2$ the uncertainty in NLO/NNLO predictions for $F_L(x, Q^2)$ due to the gluon uncertainty increases to $> 20\%$. A good measurement of $F_L(x, Q^2)$ here will automatically improve the gluon determination. Resummations/dipole models suggest a higher low- Q^2 $F_L(x, Q^2)$ by an absolute value of up to 0.15 – well outside the fixed-order uncertainties. A good measurement of $F_L(x, Q^2)$ will start to discriminate between theories.

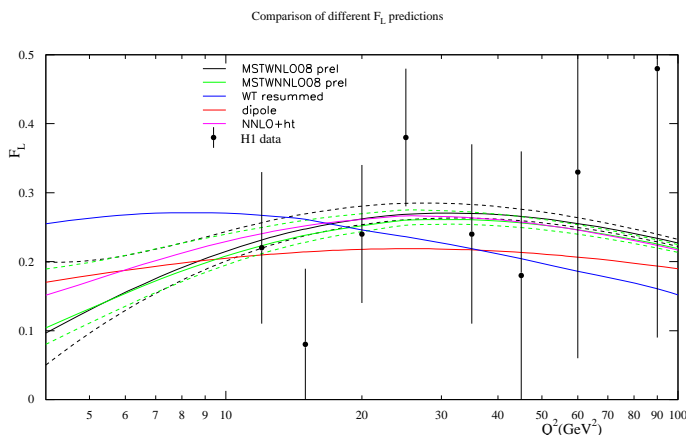


Figure 4: A comparison of the various predictions for $F_L(x, Q^2)$ with the HERA data.

References

- [1] Slides:
<http://indico.cern.ch/contributionDisplay.py?contribId=93&sessionId=17&confId=24657>
- [2] A. D. Martin, W. J. Stirling and R. S. Thorne, Phys. Lett. B **635** (2006) 305 [arXiv:hep-ph/0601247].
- [3] B. Antunovic, these proceedings; V. Chekelian, these proceedings.
- [4] D. Kollar, these proceedings.
- [5] S. Moch, J. A. M. Vermaseren and A. Vogt, Phys. Lett. B **606** (2005) 123 [arXiv:hep-ph/0411112]; J. A. M. Vermaseren, A. Vogt and S. Moch, Nucl. Phys. B **724** (2005) 3 [arXiv:hep-ph/0504242].
- [6] G. Watt, A. D. Martin, W. J. Stirling and R. S. Thorne, arXiv:0806.4890 [hep-ph].
- [7] E. Stein, *et al.*, Phys. Lett. B **376** (1996) 177 [arXiv:hep-ph/9601356].
- [8] C. D. White and R. S. Thorne, Phys. Rev. D **75** (2007) 034005 [arXiv:hep-ph/0611204].
- [9] G. Altarelli, R. D. Ball and S. Forte, Nucl. Phys. B **799** (2008) 199 [arXiv:0802.0032 [hep-ph]].
- [10] M. Ciafaloni, *et al.*, JHEP **0708** (2007) 046 [arXiv:0707.1453 [hep-ph]].
- [11] L. L. Frankfurt and M. I. Strikman, Phys. Rept. **160**, (1988) 235; A. H. Mueller, Nucl. Phys. **B335**, (1990) 115; N. N. Nikolaev and B. G. Zakharov, Z. Phys. **C49**, (1991) 607.
- [12] K. Golec-Biernat and M. Wusthoff, Phys. Rev. D **59**, (1999) 014017.
- [13] F. D. Aaron *et al.* [H1 Collaboration], Phys. Lett. B **665** (2008) 139 [arXiv:0805.2809 [hep-ex]].
- [14] R. S. Thorne, Phys. Rev. D **71** (2005) 054024 [arXiv:hep-ph/0501124].
- [15] G. Watt and H. Kowalski, Phys. Rev. D **78** (2008) 014016 [arXiv:0712.2670 [hep-ph]].