

Reaction Plane Dependent Away-side Modification and Near-side Ridge in Au+Au Collisions

Aoqi Feng (for the STAR collaboration)

Institute of Particle Physics, Huazhong Normal University, Wuhan, China, 430079

Department of Physics, Purdue University, West Lafayette, Indiana, USA, 47907

E-mail: afeng@purdue.edu

Abstract. STAR preliminary results of di-hadron correlations versus ϕ_s , the trigger particle azimuthal angle relative to the constructed event plane are reported for mid-central Au+Au collisions and compared to central Au+Au as well as minimum bias d +Au collisions. The correlations are observed to vary with ϕ_s on both the near and away side of the trigger particle. The away-side correlation evolves from single- to double-peak with increasing ϕ_s . The near-side correlation is separated into ‘jet’ and ‘ridge’: the ridge is found to decrease with ϕ_s while the jet remains relatively constant.

1. Introduction

Di-hadron correlations provide a valuable probe to study the medium created at RHIC. Their measurements have revealed strong suppression of back-to-back azimuthal correlation at high transverse momentum (p_T) consistent with jet-quenching [1], enhancement and strong modification at low p_T suggesting strong jet-medium interactions [2], and the formation of a long range correlation in pseudorapidity—the so-called ridge [2, 3].

Moreover, high p_T di-hadron correlation study relative to the constructed event plane (EP) has shown a stronger back-to-back suppression when the trigger particle is out-of-plane than in-plane [4]. In this work, we extend this study to finer slices in ϕ_s , the trigger particle azimuthal angle relative to EP and to lower associated p_T^{assoc} . The 20-60% mid-central Au+Au collisions at 200 GeV are used, and are compared to the top 5% central Au+Au as well as minimum bias d +Au collisions. The p_T ranges of the trigger and associated particles are $0.15 < p_T^{assoc} < 3 < p_T^{trig} < 4$ GeV/ c , and their pseudorapidity range is restricted to $|\eta| < 1$.

2. Analysis and Systematic Uncertainties

The di-hadron correlation structure sits atop a large flow background given by [5]

$$\frac{dN_{bgkd}^{pairs}}{d\Delta\phi} = B [1 + 2v_2v_2^R \cos(2\Delta\phi) + 2v_4v_4^R \cos(4\Delta\phi)] \quad (1)$$

where v_2 and v_4 are the associated particle anisotropic flow, and v_2^R and v_4^R are the average anisotropy of trigger particles within slice $\phi_s - c < |\phi_{trig} - \Psi_{EP}| < \phi_s + c$. The event plane angle Ψ_{EP} is constructed from particles outside the respective p_T range used in each correlation study. We consider the flow background up to the order of $v_2 v_4$ which is about 10% of the final correlation signal. Namely,

$$v_2^R = \frac{T_2 + (1 + T_4)v_2^{trig} + (T_2 + T_6)v_4^{trig}}{1 + 2T_2v_2^{trig} + 2T_4v_4^{trig}}, \quad v_4^R = \frac{T_4 + (T_2 + T_6)v_2^{trig}}{1 + 2T_2v_2^{trig}}, \quad (2)$$

where $T_k = \cos(k\phi_s) \frac{\sin(kc)}{kc} \langle \cos(k\Delta\Psi) \rangle$ ($k=2,4$), and v_2^{trig} and v_4^{trig} are trigger particle flow.

The systematic uncertainties on our results come mainly from background subtraction which are dominated by uncertainties in the flow measurements and background normalization by B in Eq.(1). We use the average of v_2 from the modified reaction plane ($v_2\{MRP\}$) and the 4-particle cumulant ($v_2\{4\}$) method and use the range between the two as our systematic uncertainty [2]. We use the parameterized $v_4 = 1.15v_2^2$ for v_4 values and the error calculation. We assume zero signal in the lowest $\Delta\phi$ region of size 0.52 to obtain B . We vary the $\Delta\phi$ size between 0.26 and 0.78 to estimate the systematic uncertainty on B .

3. Results and Discussions

Figure 1 shows the background subtracted di-hadron correlation as a function of ϕ_s and p_T^{assoc} . The away-side correlation evolves dramatically from single-peak to double-peak as ϕ_s increases from in-plane ($\phi_s \sim 0^\circ$) to out-of-plane ($\phi_s \sim 90^\circ$) for most p_T^{assoc} bins. To quantify the away-side modification, we show in Fig. 2 (left) the RMS of the correlation function within $|\Delta\phi - \pi| < \pi - 1$ versus ϕ_s in 20-60% as well as the top 5% Au+Au data. The RMS increases with ϕ_s (i.e. the away-side distribution broadens with ϕ_s); the effect is smaller in central collisions. For $\phi_s \sim 0^\circ$ the RMS in 20-60% collisions is not much larger than in d +Au, while in 5% central collisions, it already shows a marked broadening from d +Au. This is qualitatively consistent with the different pathlengths the away-side parton traverses in the reaction plane (RP) direction for the two centralities. On the other hand, the RMS for $\phi_s \sim 90^\circ$ are not much different between the two, again consistent with the collision geometry—the pathlengths perpendicular to RP are similar. The p_T^{assoc} dependence of the away-side RMS is shown in Fig. 2 (right) for the 20-60% centrality. The RMS remains constant over all p_T^{assoc} at small ϕ_s , and increases with p_T^{assoc} at large ϕ_s . The double-peak structure is stronger when the trigger particle is further away from RP and the associated particle is harder.

The shape of the near-side correlation shown in Fig. 1 remains relatively unchanged, while the amplitude drops with ϕ_s and then appears to saturate for all p_T^{assoc} . Motivated by previous observations [2, 3], we separate the near-side correlation into ‘jet’ and ‘ridge’ by analyzing the data in two $\Delta\eta$ regions: $|\Delta\eta| > 0.7$ where the ridge is the dominant contributor and $|\Delta\eta| < 0.7$ where both jet and ridge contribute. The jet part is in

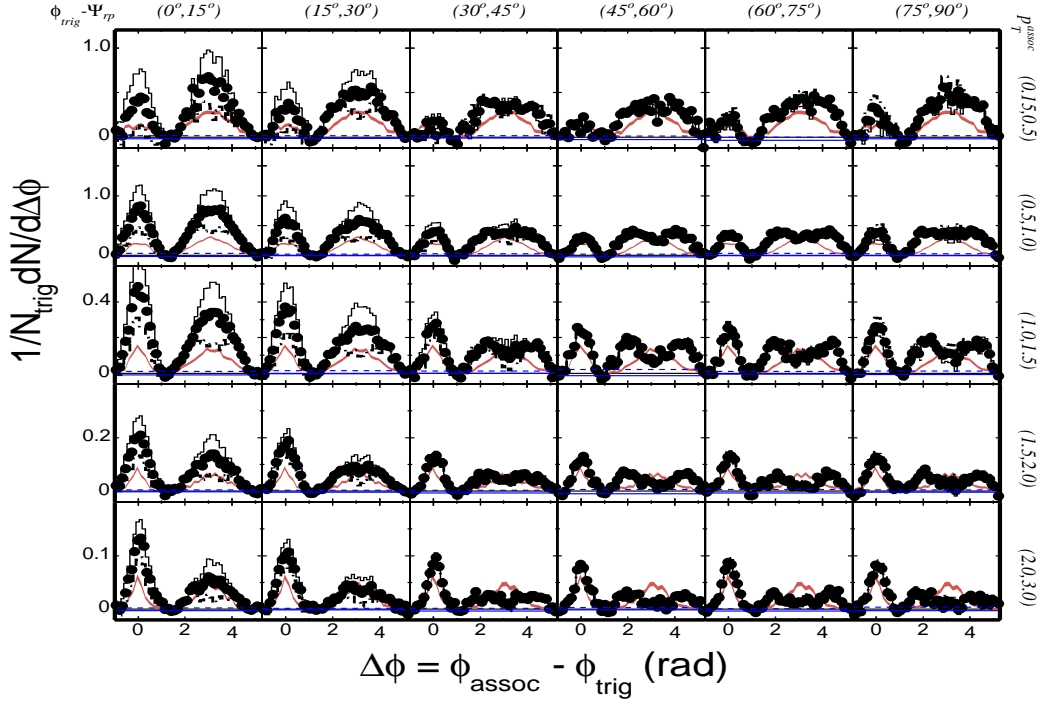


Figure 1. Background subtracted di-hadron correlations as a function of $\phi_s = \phi_{trig} - \Psi_{EP}$ and p_T^{assoc} for $3 < p_T^{trig} < 4$ GeV/c in 20-60% Au+Au collisions. The ϕ_s range increases from 0-15° (left column) to 75-90° (right column); the p_T^{assoc} range increases from 0.15-0.5 GeV/c (top row) to 2-3 GeV/c (bottom row). The histograms and dashed lines indicate the systematic uncertainties from flow and background normalization, respectively. The mini-bias d+Au inclusive di-hadron correlation is superimposed in red for comparison.

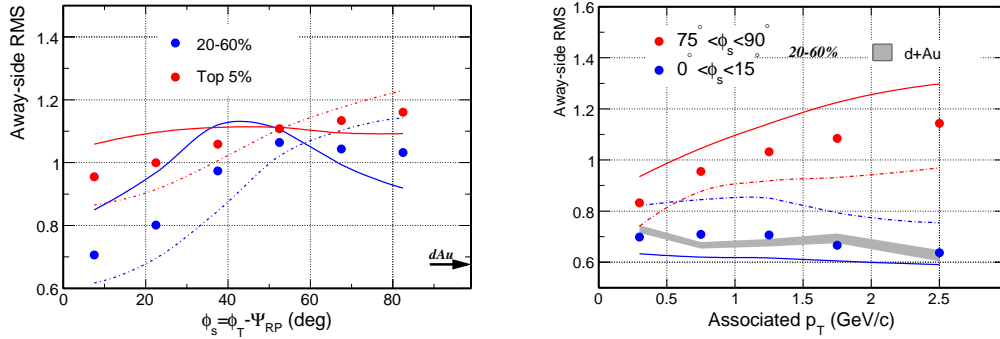


Figure 2. Left panel: The di-hadron correlation function away-side RMS versus ϕ_s in 20-60% (blue) and top 5% (red) Au+Au collisions for $1.0 < p_T^{assoc} < 1.5$ GeV/c. Right panel: The away-side RMS for two ϕ_s slices versus p_T^{assoc} in 20-60% Au+Au collisions. The trigger p_T range is $3 < p_T^{trig} < 4$ GeV/c for both panels. The curves indicate systematic uncertainties due to flow (solid: $v_2\{4\}$; dashed: $v_2\{MRP\}$). The corresponding d+Au result is indicated by the arrow and the shaded area.

turn obtained from the difference between the raw correlation in $|\Delta\eta| < 0.7$ and that in $|\Delta\eta| > 0.7$ scaled by the $\Delta\eta$ acceptance factor of approximately 1.45. The systematic uncertainties due to background and flow are largely cancelled in the jet result because

flow is measured to be independent of η in our measured range.

Figure 3 shows the jet and ridge yields in $|\Delta\eta| < 0.7$ and $|\Delta\phi| < 1$ as a function of ϕ_s for both 20-60% and top 5% collisions. While the jet yield remains relatively constant (or slightly increases), the ridge yield decreases with ϕ_s , more significantly in the 20-60% centrality. The data indicate that the ridge is predominant only in the RP direction in mid-central collisions, presumably due to strong interactions between the near-side parton and the medium. The near-side jet perpendicular to RP, on the other hand, suffers minimal interaction, resulting in no significant ridge. The ϕ_s dependence of the ridge yield in the top 5% collisions is weaker, qualitatively consistent with the more spherical collision geometry in these collisions. It is also interesting to note that the ridge yields at small ϕ_s are similar between the two centralities, perhaps due to the similar surface curvature and/or gluon density in the RP direction for the two centralities.

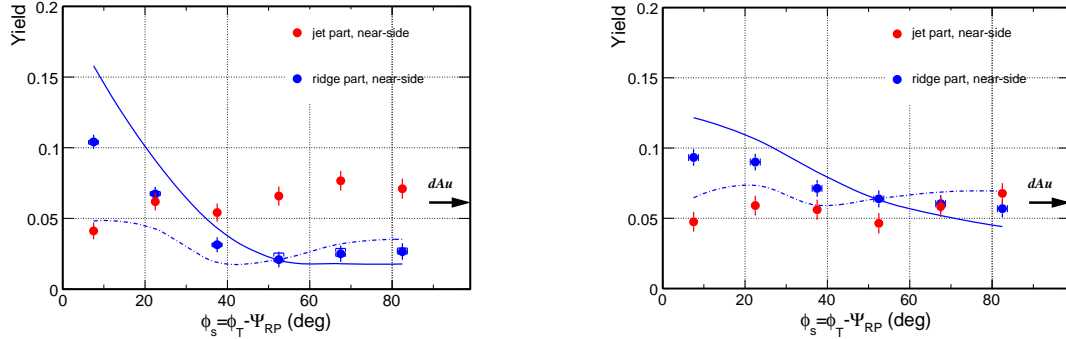


Figure 3. The near-side di-hadron correlation yields in $|\Delta\eta| < 0.7$ and $|\Delta\phi| < 1$ for the jet part (red) and the ridge part (blue) as a function of ϕ_s . The results are for $3 < p_T^{trig} < 4$ GeV/c and $1.5 < p_T^{assoc} < 2.0$ GeV/c in 20-60% (left) and top 5% (right) Au+Au collisions. The curves indicate systematic uncertainties (solid: $v_2\{4\}$, dashed: $v_2\{RP\}$). The d+Au result is indicated by the arrows.

4. Summary

We have reported the STAR preliminary results of di-hadron correlations as a function of ϕ_s , the trigger particle azimuthal angle relative to the constructed event plane in Au+Au collisions at 200 GeV. The correlations depend on ϕ_s on both the near and away side. The away-side structure in 20-60% collisions evolves from single- to double-peak with trigger particles from in-plane to out-of-plane, while the evolution is less significant in central collisions where the double-peak structure is evident already at small ϕ_s . At large ϕ_s no significant difference on the away side is observed between the two centralities. The away-side data suggest pathlength effect in jet-quenching.

The near side is decomposed into jet and ridge. The jet yield remains relatively constant over (or slightly increases with) ϕ_s . The ridge yield is significant at small ϕ_s and drops with increasing ϕ_s in 20-60% Au+Au collisions. The ridge yields in the reaction plane direction are similar for the two centralities. In the direction perpendicular to the reaction plane, sizeable ridge remains in central collisions, while little ridge is observed

in 20-60% collisions. These results may suggest connection of the surface geometry and the formation to the near-side ridge.

References

- [1] C. Adler, *et al.*, (STAR Collaboration), Phys. Rev. Lett. **90** (2003) 082302.
- [2] J. Adams, *et al.*, (STAR Collaboration), Phys. Rev. Lett. **95** (2005) 152301.
- [3] J. Putschke (for the STAR Collaboration), J. Phys. G. **34** (2007) s679.
- [4] J. Adams, *et al.*, (STAR Collaboration), Phys. Rev. Lett. **93** (2004) 252301.
- [5] J. Bielcikova, *et al.*, Phys. Rev. C. **69** (2004) 021901(R).