

Universal Blind Quantum Computation

Anne Broadbent¹, Joseph Fitzsimons^{1,2}, Elham Kashefi³ *

Abstract

We present a protocol which allows a client to have a server carry out a quantum computation for her such that the client's inputs, outputs and computation remain perfectly private, and where she does not require any quantum computational power or memory. The client only needs to be able to prepare single qubits randomly chosen from a finite set and send them to the server, who has the balance of the required quantum computational resources. Our protocol is interactive: after the initial preparation of quantum states, the client and server use two-way classical communication which enables the client to drive the computation, giving single-qubit measurement instructions to the server, depending on previous measurement outcomes. Our protocol works for inputs and outputs that are either classical or quantum. We give an authentication protocol that allows the client to detect an interfering server; our scheme can also be made fault-tolerant.

We also generalize our result to the setting of a purely classical client who communicates classically with two non-communicating entangled servers, in order to perform a blind quantum computation. By incorporating the authentication protocol, we show that any problem in BQP has an entangled two-prover interactive proof with a purely classical verifier.

Our protocol is the first universal scheme which detects a cheating server, as well as the first protocol which does not require any quantum computation whatsoever on the client's side. The novelty of our approach is in using the unique features of measurement-based quantum computing which allows us to clearly distinguish between the quantum and classical aspects of a quantum computation.

¹Institute for Quantum Computing, University of Waterloo, Waterloo, Ontario, Canada.

²Materials Department, University of Oxford, Oxford, United Kingdom.

³School of Informatics, University of Edinburgh, Edinburgh, Scotland, United Kingdom.

*Email: albroadb@iqc.ca, joe.fitzsimons@materials.ox.ac.uk, ekashefi@inf.ed.ac.uk

1 Introduction

When the technology to build quantum computers becomes available, it is likely that it will only be accessible to a handful of centers around the world. Much like today's rental system of super-computers, users will probably be granted access to the computers in a limited way. How will a user interface with such a quantum computer? Here, we consider the scenario where a user is unwilling to reveal the computation that the remote computer is to perform, but still wishes to exploit this quantum resource. More precisely, we give a protocol that allows a client Alice (who does not have any quantum computational resources or quantum memory) to interact with a server Bob (who has a quantum computer) in order for Alice to obtain the outcome of her target computation such that privacy is preserved. This means that Bob learns nothing about Alice's inputs, outputs, or desired computation. The privacy is perfect, does not rely on any computational assumptions, and holds no matter what actions a cheating Bob undertakes. Alice only needs to be able to prepare single qubits randomly chosen from a finite set and send them to the server, who has the balance of the required quantum computational resources. After this initial preparation, Alice and Bob use two-way classical communication which enables Alice to drive the computation by giving single-qubit measurement instructions to Bob, depending on previous measurement outcomes. Note that if Alice wanted to compute the solution to a classical problem in NP, she could efficiently verify the outcome. An interfering Bob is not so obviously detected in other cases. We give an authentication technique which performs this detection. In order to make the protocol closer to practical implementations, we show how our scheme can be made fault tolerant. Along the way, we also give a new universal family of graph states, the *brickwork states* which, unlike the *cluster states*, only require (X, Y) -plane measurements.

Our protocol can be used for any quantum circuit and also works for quantum inputs or outputs. We now give some applications.

- *Factoring.* Factoring is a prime application of our protocol: by implementing Shor's factoring algorithm [Sho97] as a blind quantum computation, Alice can use Bob to help her factor a product of large primes which is associated with an RSA public key [RSA78]. Thanks to the properties of our protocol, Bob will not only be unable to determine Alice's input, but will be completely oblivious to the fact that he is helping her factor.
- *BQP-complete problem.* Our protocol could be used to help Alice solve a BQP-complete problem, for instance approximating the Jones polynomial [AJL06]. There is no known classical method to efficiently verify the solution; this motivates the need for authentication of Bob's computation, even in the case that the output is classical.
- *Processing quantum information.* Alice may wish to use Bob as a remote device to manipulate quantum information. Consider the case where Alice is participating in a quantum protocol such as a quantum interactive proof. She can use our protocol to prepare a quantum state, to perform a measurement on a quantum system, or to process quantum inputs into quantum outputs.

Our results also have direct applications to the domain of the complexity theory.

- *Quantum prover interactive proofs.* Our scheme can be used to accomplish an interactive proof for any language in BQP, with a BQP prover and a BPP verifier that also has the power to generate random qubits chosen from a fixed set and send them to the prover. After a pre-print of our paper appeared, a similar result was proposed independently by Aharonov, Ben-Or and Eban [ABE08], however their scheme demands a more powerful verifier.
- *Multi-prover interactive proofs.* Our protocol can be adapted to provide a two-prover interactive proof for any problem in BQP with a purely classical verifier. The modification requires that the provers share entanglement but otherwise be unable to communicate. Guided by the verifier, the first prover measures his part of the entanglement in order to create a shared resource between the verifier and the second prover. The remainder of the interaction involves the verifier and the second prover who essentially run our main protocol.

1.1 Related work

In the classical world, Feigenbaum introduced the notion of *computing with encrypted data* [Fei86], according to which a function f is *encryptable* if Alice can easily transform an instance x into instance x' , obtain $f(x')$ from Bob and efficiently compute $f(x)$ from $f(x')$, in such a way that Bob cannot infer x from x' . Following this, Abadi, Feigenbaum and Kilian [AFK89] gave an impossibility result: no NP-hard function can be computed with encrypted data (even probabilistically and with polynomial interaction), unless the polynomial hierarchy collapses at the third level.

Ignoring the blindness requirement of our protocol yields an interactive proof with a BQP prover and a nearly-classical verifier. As mentioned, this scenario was proposed in independent work of [ABE08], using very different techniques based on authentication schemes. Their protocol can be also used for blind quantum computation. However, their scheme requires that Alice have quantum computational resources and memory to act on a constant-sized register. A related classical protocol for the scenario involving a P prover and a nearly-linear time verifier was given in [GKR08].

Returning to the cryptographic scenario, still in the model where the function is classical and public, Arrighi and Salvail [AS06] gave an approach using quantum resources. The idea of their protocol is that Alice gives Bob multiple quantum inputs, most of which are *decoys*. Bob applies the target function on all inputs, and then Alice verifies his behaviour on the decoys. There are two important points to make here. First, the protocol only works for a restricted set of classical functions called *random verifiable*: it must be possible for Alice to efficiently generate random input-output pairs. Second, the protocol does not prevent Bob from learning Alice's private input; it provides only *cheat sensitivity*.

The case of a blind *quantum* computation was first considered by Childs [Chi05] based on the idea of encrypting input qubits with a quantum one-time pad [AMTW00, BR03]. At each step, Alice sends the encrypted qubits to Bob, who applies a known quantum gate (some gates requiring further interaction with Alice). Bob returns the quantum state, which Alice decrypts using her key. Cycling through a fixed set of universal gates ensures that Bob learns nothing about the circuit. The protocol requires fault-tolerant quantum memory and the ability to apply local Pauli operators at each step, and does not provide any method for the detection of malicious errors.

1.2 Contributions and Techniques

We present the first protocol for universal blind quantum computation where Alice has no quantum memory. Our protocol works for *any* quantum circuit and assumes Alice has a classical computer, augmented with the power to prepare single qubits randomly chosen in $\{1/\sqrt{2}(|0\rangle + e^{i\theta}|1\rangle) \mid \theta = 0, \pi/4, 2\pi/4, \dots, 7\pi/4\}$. The required quantum and classical communication between Alice and Bob is linear in the size of Alice's desired quantum circuit.

Interestingly, it is sufficient for our purposes to restrict Alice's classical computation to modulo 8 arithmetic! Similar observations in a non-cryptographic context have been made in [AB09]. Except for an unavoidable leakage of the size of Alice's data [AFK89], Alice's privacy is perfect. We provide an authentication technique to detect an interfering Bob with overwhelming probability; this is optimal since there is always an exponentially small probability that Bob can guess a path that will make Alice accept. We also show how the protocol can be made fault-tolerant. Furthermore, we extend our result to the domain of interactive proof systems: we prove that any problem in BQP has an interactive proof system with two entangled provers and a purely classical verifier.

All previous protocols for blind quantum computation require technology for Alice that is today unavailable: Arrighi and Salvail's protocol requires multi-qubit preparations and measurements, Childs' protocol requires fault-tolerant quantum memory and the ability to apply local Pauli operators at each step, while Aharonov, Ben-Or and Eban's protocol requires a constant-sized quantum computer with memory. In sharp contrast to this, from Alice's point of view, our protocol can be implemented with physical systems that are already available and well-developed. The required apparatus can be achieved by making only minor modifications to equipment used in the BB84 key exchange protocol [BB84]. Single nitrogen vacancy centers in diamond, for example, offer the necessary functionality and can be used even at room temperature, removing the necessity for cumbersome equipment such as cryostats [GOD⁺06].

Our protocol is described in terms of the measurement-based model for quantum computation (MBQC) [RB01, RBB03]. While the computational power of this model is the same as in the quantum circuit model [Deu89] (and our protocol could be completely recast into this model), it has proven to be conceptually enlightening to reason about the distributed task of blind quantum computation using this approach. The novelty of our approach is in using the unique feature of MBQC that separates the classical and quantum parts of a computation, leading to a generic scheme for blind computation of any circuit without requiring any quantum memory for Alice. This is fundamentally different from previously known classical or quantum schemes. Our protocol can be viewed as a distributed version of an MBQC computation (where Alice prepares the individual qubits, Bob does the entanglement and measurements, and Alice computes the classical feedforward mechanism), on top of which randomness is added in order to obscure the computation from Bob’s point of view. The family of graph states called *cluster states* [RB01] is universal for MBQC (*graph states* are initial entangled states required for the computation in MBQC). However, the method that allows arbitrary computation on the cluster state consists in first tailoring the cluster state to the specific computation by performing some computational basis measurements. If we were to use this principle for blind quantum computing, Alice would have to reveal information about the structure of the underlying graph state. We introduce a new family of states called the *brickwork states* (Figure 1) which are universal for $X - Y$ plane measurements and thus do not require the initial computational basis measurements. Other universal graph states for that do not require initial computational basis measurements have appeared in [CLN05].

To the best of our knowledge, this is the first time that a new functionality has been achieved thanks to MBQC (other theoretical advances due to MBQC appear in [RHG06, MS08]). From a conceptual point of view, our contribution shows that MBQC has tremendous potential for the development of new protocols, and maybe even of algorithms.

1.3 Outline of Protocols

The outline of the main protocol is as follows. Alice has in mind a quantum computation given as a *measurement pattern* on a *brickwork* state. There are two stages: *preparation* and *computation*. In the preparation stage, Alice prepares single qubits chosen randomly from $\{1/\sqrt{2}(|0\rangle + e^{i\theta}|1\rangle) \mid \theta = 0, \pi/4, 2\pi/4, \dots, 7\pi/4\}$ and sends them to Bob. After receiving all the qubits, Bob entangles them according to the brickwork state. Note that this unavoidably reveals upper bounds on the dimensions of Alice’s underlying graph state, that correspond to the length of the input and depth of the computation. However, due to universality of the brickwork state, it does not reveal any additional information on Alice’s computation. The computation stage involves interaction: for each layer of the brickwork state, for each qubit, Alice sends a classical message to Bob to tell him in which basis of the $X - Y$ plane he should measure the qubit. Bob performs the measurement and communicates the outcome; Alice’s choice of angles in future rounds will depend on these values. Importantly, Alice’s quantum states and classical messages are astutely chosen so that, no matter what Bob does, he cannot infer anything about her measurement pattern. If Alice is computing a classical function, the protocol finishes when all qubits are measured. If she is computing a quantum function, Bob returns to her the final qubits. A modification of the protocol also allows Alice’s inputs to be quantum.

We give an authentication technique which enables Alice to detect an interfering Bob with overwhelming probability (strictly speaking, either Bob’s interference is corrected and he is not detected, or his interference is detected with overwhelming probability). The authentication requires that Alice encode her input into an error correction code and choose an appropriate fault-tolerant implementation of her desired computation. She also uses some qubits as *traps*; they are prepared in the eigenstates of the Pauli operators X , Y and Z .

The remainder of the paper is structured as follows: the main protocol is given in Section 2, where universality, correctness and blindness are proven. Section 3 discusses extensions to the case of quantum inputs or outputs; authentication techniques that are used to detect an interfering Bob and perform fault-tolerant computations are in Section 4, while Section 5 presents the two-server protocol with a purely classical Alice. The reader unfamiliar with MBQC is referred to a short

introduction in Appendix A.

2 Main Protocol

Suppose Alice has in mind a unitary operator U that is implemented with a pattern on a brickwork state $\mathcal{G}_{n \times m}$ (Figure 1) with measurements given as multiples of $\pi/4$. This pattern could have been designed either directly in MBQC or from a circuit construction. Each qubit $|\psi_{x,y}\rangle \in \mathcal{G}_{n \times m}$ is indexed by a *column* $x \in \{1, \dots, n\}$ and a *row* $y \in \{1, \dots, m\}$. Thus each qubit is assigned: a measurement angle $\phi_{x,y}$, a set of X -dependencies $D_{x,y} \subseteq [x-1] \times [m]$, and a set of Z -dependencies $D'_{x,y} \subseteq [x-1] \times [m]$. Here, we assume that the dependency sets $X_{x,y}$ and $Z_{x,y}$ are obtained via the flow construction [DK06]. During the execution of the pattern, the actual measurement angle $\phi'_{x,y}$ is a modification of $\phi_{x,y}$ that depends on previous measurement outcomes in the following way: let $s_{x,y}^X = \bigoplus_{i \in D_{x,y}} s_i$ be the parity of all measurement outcomes for qubits in $X_{x,y}$ and similarly, $s_{x,y}^Z = \bigoplus_{i \in D'_{x,y}} s_i$ be the parity of all measurement outcomes for qubits in $Z_{x,y}$. Then $\phi'_{x,y} = (-1)^{s_{x,y}^X} \phi_{x,y} + s_{x,y}^Z \pi$. **Protocol 1** implements a blind quantum computation for U . Note that we assume that Alice's input to the computation is built into U . In other words, Alice wishes to compute $U|0\rangle$, her input is classical and the first layers of U may depend on it.

Protocol 1 Universal Blind Quantum Computation

1. Alice's preparation

For each column $x = 1, \dots, n$

For each row $y = 1, \dots, m$

- 1.1 Alice prepares $|\psi_{x,y}\rangle \in_R \{|+\theta_{x,y}\rangle = \frac{1}{\sqrt{2}}(|0\rangle + e^{i\theta_{x,y}}|1\rangle) \mid \theta_{x,y} = 0, \pi/4, \dots, 7\pi/4\}$ and sends the qubits to Bob.

2. Bob's preparation

- 2.1 Bob creates an entangled state from all received qubits, according to their indices, by applying CTRL- Z gates between the qubits in order to create a brickwork state $\mathcal{G}_{n \times m}$ (see Figure 1).

3. Interaction and measurement

For each column $x = 1, \dots, n$

For each row $y = 1, \dots, m$

- 3.1 Alice computes $\phi'_{x,y}$ where $s_{0,y}^X = s_{0,y}^Z = 0$.
 - 3.2 Alice chooses $r_{x,y} \in_R \{0, 1\}$ and computes $\delta_{x,y} = \phi'_{x,y} + \theta_{x,y} + \pi r_{x,y}$.
 - 3.3 Alice transmits $\delta_{x,y}$ to Bob. Bob measures in the basis $\{|+\delta_{x,y}\rangle, |-\delta_{x,y}\rangle\}$.
 - 3.4 Bob transmits the result $s_{x,y} \in \{0, 1\}$ to Alice.
 - 3.5 If $r_{x,y} = 1$ above, Alice flips $s_{x,y}$; otherwise she does nothing.
-

The universality of **Protocol 1** follows from the following Theorem 1. In this work, we only consider approximate universality. This allows us to restrict the angles of preparation and measurement to a finite set and hence simplify the description of the protocol. However one can easily extend our protocol to achieve exact universality as well, provided Alice can communicate real numbers to Bob.

Theorem 1 (Universality). *The brickwork state $\mathcal{G}_{n \times m}$ is universal for quantum computation. Furthermore, we only require single-qubit measurements under the angles $\{0, \pm\pi/4, \pm\pi/2\}$, and measurements can be done layer-by-layer.*

Proof. It is well-known that the set $U = \{\text{CTRL-}X, H, \frac{\pi}{8}\}$ is a universal set of gates; we will show how the brickwork state can be used to compute any gate in U . Recall the *rotation* transformations: $X(\theta) = e^{\frac{i\theta X}{2}}$ and $Z(\theta) = e^{\frac{i\theta Z}{2}}$.

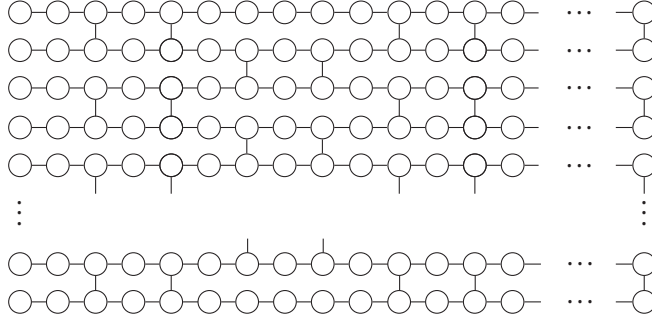


Figure 1: The *brickwork state*, $\mathcal{G}_{n \times m}$. Qubits $|\psi_{x,y}\rangle$ ($x = 1, \dots, n, y = 1, \dots, m$) are arranged according to layer x and row y , corresponding to the vertices in the above graph, and are originally in the $|+\rangle = \frac{1}{\sqrt{2}}|0\rangle + \frac{1}{\sqrt{2}}|1\rangle$ state. Controlled- Z gates are then performed between qubits which are joined by an edge. Here n is even. See details in the proof of Theorem 1.

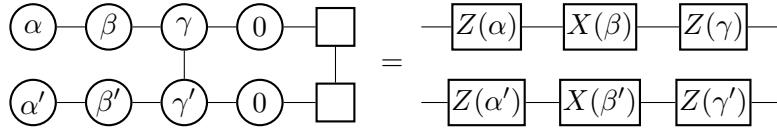


Figure 2: Pattern with arbitrary rotations. Squares indicate output qubits.

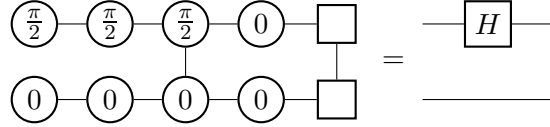


Figure 3: Implementation of a Hadamard gate.

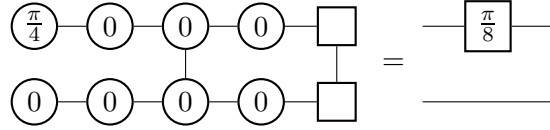


Figure 4: Implementation of a $\pi/8$ gate.

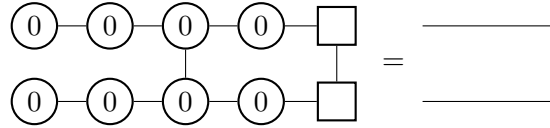


Figure 5: Implementation of the identity.

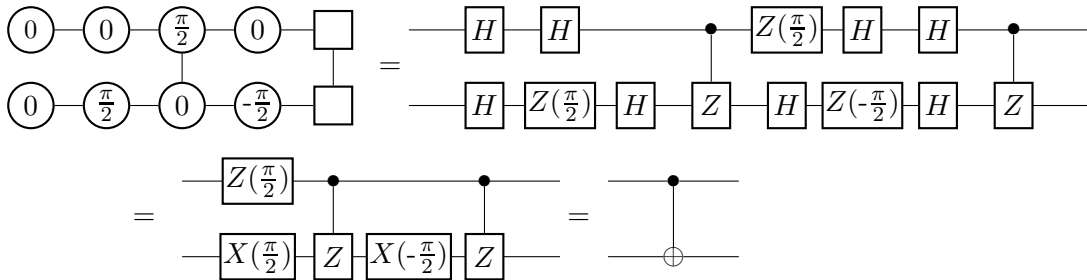


Figure 6: Implementation of a CTRL- X .

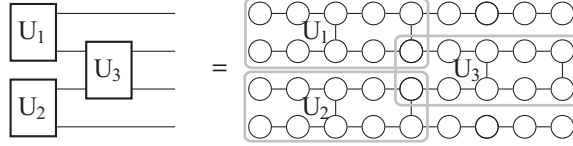


Figure 7: Tiling for a 4-qubit circuit with three gates.

Consider the measurement pattern and underlying graph state given in Figure 2. The implicit required corrections are implemented according to the flow condition [DK06] which guarantees determinism, and allows measurements to be performed layer-by-layer. The action of the measurement of the first three qubits on each wire is clearly given by the rotations in the right-hand part of Figure 2 [BB06]. The circuit identity follows since CTRL- Z commutes with $Z(\alpha)$ and is self-inverse.

By assigning specific values to the angles, we get the Hadamard gate (Figure 3), the $\pi/8$ gate (Figure 4) and the identity (Figure 5). By symmetry, we can get H or $\pi/8$ acting on logical qubit 2 instead of logical qubit 1.

In Figure 6, we give a pattern and show using circuit identities that it implements a CTRL- X . The verification of the circuit identities is straightforward. Again by symmetry, we can reverse the control and target qubits. Note that as long as we have CTRL- X s between any pair of neighbours, this is sufficient to implement CTRL- X between further away qubits.

We now show how we can tile the patterns as given in Figures 2 through 6 (the underlying graph states are the same) to implement any circuit using U as a universal set of gates. In Figure 7, we show how a 4-qubit circuit with three gates, U_1 , U_2 and U_3 (each gate acting on a maximum of two adjacent qubits) can be implemented on the brickwork state $G_{9,4}$. We have completed the top and bottom logical wires with a pattern that implements the identity. Generalizing this technique, we get the family of brickwork states as given in Figure 1. \square

Correctness refers to the fact that the outcome of the protocol is the same as the outcome if Alice has run the pattern herself. The fact that Protocol 1 correctly computes $U|0\rangle$ follows from the commutativity of Alice's rotations and Bob's measurements in the rotated bases. This is formalized below.

Theorem 2 (Correctness). *Assume Alice and Bob follow the steps of Protocol 1. Then the outcome is correct.*

Proof. Firstly, since CTRL- Z commutes with Z -rotations, steps 1 and 2 do not change the underlying graph state; only the phase of each qubit is locally changed, and it is as if Bob had done the Z -rotation after the CTRL- Z .

Secondly, since a measurement in the $|+\phi\rangle, |-\phi\rangle$ basis on a state $|\psi\rangle$ is the same as a measurement in the $|+\phi+\theta\rangle, |-\phi+\theta\rangle$ basis on $Z(\theta)|\psi\rangle$ (see Appendix A), and since $\delta = \phi' + \theta + \pi r$, if $r = 0$, Bob's measurement has the same effect as Alice's target measurement; if $r = 1$, all Alice needs to do is flip the outcome. \square

We now define and prove the security of the protocol. Intuitively, we wish to prove that whatever Bob chooses to do (including arbitrary deviations from the protocol), his knowledge on Alice's quantum computation does not increase. Note, however that Bob does learn the dimensions of the brickwork state, giving an upper bound on the size of Alice's computation. This is unavoidable: a simple adaptation of the proof of Theorem 2 from [AFK89], confirms this. We incorporate this notion of leakage in our definition of *blindness*. A *quantum delegated computation* protocol is a protocol by which Alice interacts quantumly with Bob in order to obtain the result of a computation, $U(x)$, where $X = (\tilde{U}, x)$ is Alice's input with \tilde{U} being a description of U .

Definition 1. *Let P be a quantum delegated computation on input X and let $L(X)$ be any function of the input. We say that a quantum delegated computation protocol is blind while leaking at most $L(X)$ if, on Alice's input X , for any fixed $Y = L(X)$, the following two hold when given Y :*

1. The distribution of the classical information obtained by Bob in P is independent of X .
2. The state of the quantum system obtained by Bob in P is fixed and independent both of X and of the distribution of classical information described in 1.

Definition 1 captures the intuitive notion that Bob's view of the protocol should not depend on X (when given Y); since his view consists of classical and quantum information, this means that the distribution of the classical information should not depend on X (given Y) and that for any fixed choice of the classical information, the state of the quantum system should be uniquely determined and not depend on X (given Y).

We are now ready to state and prove our main theorem. Recall that in **Protocol 1**, (n, m) is the dimension of the brickwork state.

Theorem 3 (Blindness). *Protocol 1 is blind while leaking at most (n, m) .*

Proof. Let (n, m) (the dimension of the brickwork state) be given. Note that the universality of the brickwork state guarantees that Bob's creating of the graph state does not reveal anything on the underlying computation (except n and m).

Alice's input consists of $\phi = (\phi_{x,y} \mid x \in [n], y \in [m])$, with the actual measurement angles being $\phi' = (\phi'_{x,y} \mid x \in [n], y \in [m])$. Let the classical information that Bob gets during the protocol be $\delta = (\delta_{x,y} \mid x \in [n], y \in [m])$, and let A be the quantum system initially sent from Alice to Bob.

To show independence of Bob's classical information, let $\theta'_{x,y} = \theta_{x,y} + \pi r_{x,y}$ and $\theta' = (\theta'_{x,y} \mid x \in [n], y \in [m])$. We have $\delta = \phi' + \theta'$, with θ' being uniformly random (and independent of ϕ and/or ϕ'), which implies the independence of δ and ϕ .

As for Bob's quantum information, first fix an arbitrary choice of δ . Because $r_{x,y}$ is uniformly random, for each qubit of A , one of the following two has occurred:

1. $r_{x,y} = 0$ so $\delta_{x,y} = \phi'_{x,y} + \theta'_{x,y}$ and $|\psi_{x,y}\rangle = \frac{1}{\sqrt{2}}(|0\rangle + e^{i(\delta_{x,y} - \phi'_{x,y})} |1\rangle)$.
2. $r_{x,y} = 1$ so $\delta_{x,y} = \phi'_{x,y} + \theta'_{x,y} + \pi$ and $|\psi_{x,y}\rangle = \frac{1}{\sqrt{2}}(|0\rangle - e^{i(\delta_{x,y} - \phi'_{x,y})} |1\rangle)$.

Since δ is fixed, θ' depends on ϕ' (and thus on ϕ), but since $r_{x,y}$ is independent of everything else, without knowledge of $r_{x,y}$ (i.e. taking the partial trace of the system over Alice's secret), A consists of copies of the two-dimensional completely mixed state, which is fixed and independent of ϕ . \square

There are two malicious scenarios that are covered by Definition 1 and that we explicitly mention here. Suppose Bob has some prior knowledge, given as some *a priori* distribution on Alice's input X . Since Definition 1 applies to any distribution of X , we can simply apply it to the conditional distribution representing the distribution of X given Bob's *a priori* knowledge; we conclude that Bob does not learn any information on X beyond what he already knows, as well as what is leaked. The second scenario concerns a Bob whose goal it is to find Alice's output. Definition 1 forbids this: learning information on the output would imply learning information on Alice's input.

Note that the protocol does not allow Alice to reveal to Bob whether or not she accepts the result of the computation as this bit of information could be exploited by Bob to learn some information about the actual computation. In this scenario, **Protocol 4** can be used instead.

3 Quantum Inputs and Outputs

We can slightly modify **Protocol 1** to deal with both quantum inputs and outputs. In the former case, no extra channel resources are required, while the latter case requires a quantum channel from Bob to Alice in order for him to return the output qubits. Alice will also need to be able to apply X and Z Pauli operators in order to undo the quantum one-time pad. Note that these protocols can be combined to obtain a protocol for quantum inputs and outputs.

3.1 Quantum Inputs

Consider the scenario where Alice’s input is the form of m physical qubits and she has no efficient classical description of the inputs to be able to incorporate it into **Protocol 1**. In this case, she needs to be able to apply local Pauli- X and Pauli- Z operators to implement a full one-time pad over the input qubits. The first layer of measurements are adapted to undo the Pauli- X operation if necessary. By the quantum one-time pad, Theorem 2 and Theorem 3, this modified protocol, given in **Protocol 2** is still correct and private.

Here we assume that Alice already has in her hands the quantum inputs: unless she receives the inputs one-by-one, she requires for this initial step some quantum memory. She also needs to be able to apply the single-qubit gates as described above. Note that this is only asking slightly more than Alice choosing between four single-qubit gates, which would be the minimum required in *any* blind quantum computation protocol with quantum inputs.

Protocol 2 Universal Blind Quantum Computation with Quantum Inputs

1. Alice’s input preparation

For the input column ($x = 0, y = 1, \dots, m$) corresponding to Alice’s input

- 1.1 Alice applies $Z_{0,y}(\theta_{0,y})$ for $\theta_{0,y} \in_R \{0, \pi/4, 2\pi/4, \dots, 7\pi/4\}$.
- 1.2 Alice chooses $i_{0,y} \in_R \{0, 1\}$ and applies $X_{0,y}^{i_{0,y}}$. She sends the qubits to Bob.

2. Alice’s auxiliary preparation

For each column $x = 1, \dots, n$

For each row $y = 1, \dots, m$

- 2.1 Alice prepares $|\psi_{x,y}\rangle \in_R \{|+\theta_{x,y}\rangle \mid \theta_{x,y} = 0, \pi/4, 2\pi/4, \dots, 7\pi/4\}$ and sends the qubits to Bob.

3. Bob’s preparation

- 3.1 Bob creates an entangled state from all received qubits, according to their indices, by applying CTRL- Z gates between the qubits in order to create a brickwork state $\mathcal{G}_{(n+1) \times m}$.

4. Interaction and measurement

For each column $x = 0, \dots, n$

For each row $y = 1, \dots, m$

- 4.1 Alice computes $\phi'_{x,y}$ with the special case $\phi'_{0,y} = (-1)^{i_{0,y}} \phi_{0,y}$.
 - 4.2 Alice chooses $r_{x,y} \in_R \{0, 1\}$ and computes $\delta_{x,y} = \phi'_{x,y} + \theta_{x,y} + \pi r_{x,y}$.
 - 4.3 Alice transmits $\delta_{x,y}$ to Bob.
 - 4.4 Bob measures in the basis $\{|+\delta_{x,y}\rangle, |-\delta_{x,y}\rangle\}$.
 - 4.5 Bob transmits the result $s_{x,y} \in \{0, 1\}$ to Alice.
 - 4.6 If $r_{x,y} = 1$ above, Alice flips $s_{x,y}$; otherwise she does nothing.
-

3.2 Quantum Outputs

Suppose Alice now requires a quantum output, for example in the case of blind quantum state preparation. In this scenario, instead of measuring the last layer of qubits, Bob returns it to Alice, who performs the final layer of Pauli corrections. The following theorem shows a privacy property on the quantum states that Bob manipulates.

Theorem 4. *At every step of Protocol 1, Bob’s quantum state is one-time padded.*

Proof. During the execution of the protocol the value of s^X and s^Z are unknown to Bob since they have been one-time padded using the random key r at each layer. Due to the flow construction [DK06], each qubit (starting at the third column) receives independent Pauli operators, which act as the full quantum one-time pad over Bob’s state. Since our initial state is $|+\rangle$, and since

the first layer performs a hidden Z -rotation, it follows that the qubits in the second layer are also completely encrypted during the computation. \square

This result together with Theorems 2 and 3 proves the correctness and privacy of **Protocol 3** that deals with quantum outputs.

Protocol 3 Universal Blind Quantum Computation with Quantum Outputs

1. Alice’s auxiliary preparation

For each column $x = 1, \dots, n - 1$

For each row $y = 1, \dots, m$

- 1.1 Alice prepares $|\psi_{x,y}\rangle \in_R \{|+\theta_{x,y}\rangle \mid \theta_{x,y} = 0, \pi/4, 2\pi/4, \dots, 7\pi/4\}$ and sends the qubits to Bob.

2. Alice’s output preparation

- 2.1 Alice prepares the last column of qubits $|\psi_{n,y}\rangle = |+\rangle$ ($y = 1, \dots, m$) and sends the qubits to Bob.

3. Bob’s preparation

- 3.1 Bob creates an entangled state from all received qubits, according to their indices, by applying CTRL- Z gates between the qubits in order to create a brickwork state $\mathcal{G}_{n \times m}$.

4. Interaction and measurement

For each column $x = 1, \dots, n - 1$

For each row $y = 1, \dots, m$

- 4.1 Alice computes $\phi'_{x,y}$ where $s_{0,y}^X = s_{0,y}^Z = 0$ for the first column.
- 4.2 Alice chooses $r_{x,y} \in_R \{0, 1\}$ and computes $\delta_{x,y} = \phi'_{x,y} + \theta_{x,y} + \pi r_{x,y}$.
- 4.3 Alice transmits $\delta_{x,y}$ to Bob.
- 4.4 Bob measures in the basis $\{|+\delta_{x,y}\rangle, |-\delta_{x,y}\rangle\}$.
- 4.5 Bob transmits the result $s_{x,y} \in \{0, 1\}$ to Alice.
- 4.6 If $r_{x,y} = 1$ above, Alice flips $s_{x,y}$; otherwise she does nothing.

5. Output Correction

- 5.1 Bob sends to Alice all qubits in the last layer.
 - 5.2 Alice performs the final Pauli corrections $Z^{s_{n,y}^Z} X^{s_{n,y}^X}$.
-

4 Authentication and Fault-Tolerance

We now focus on Alice’s ability to detect if Bob is not cooperating. There are two possible ways in which Bob can be uncooperative: he can refuse to perform the computation (this is immediately apparent to Alice), or he can actively interfere with the computation, while pretending to follow the protocol. It is this latter case that we focus on detecting. Our authentication technique enables Alice to detect an interfering Bob with overwhelming probability (strictly speaking, either Bob’s interference is corrected and he is not detected, or his interference is detected with overwhelming probability). Note that this is the best that we can hope for since nothing prevents Bob from refusing to perform the computation. Bob could also be lucky and guess a path that Alice will accept. This happens with exponentially small probability, hence our technique is optimal.

In the case that Alice’s computation has a classical output and that she does not require fault-tolerance, a simple protocol for blind quantum computing with authentication exists: execute **Protocol 1**, on a modification of Alice’s target circuit: she adds N randomly placed trap wires that are randomly in state $|0\rangle$ or $|1\rangle$ (N is the number of qubits in the computation). If Bob interferes, either his interference has no effect on the classical output, or he will get caught with probability at least $\frac{1}{2}$ (he gets caught if Alice finds that the output of at least one trap wire is incorrect). The protocol is repeated s times (the traps are randomly re-positioned each time); if

Bob is not caught cheating, Alice accepts if all outputs are identical; otherwise she rejects. The probability of an incorrect output being accepted is at most 2^{-s} .

Our contribution, **Protocol 4** is more general than this scheme since it works for quantum outputs and is fault-tolerant. If the above scheme is used for quantum inputs, they must be given to Alice as multiple copies. Similarly (but more realistically), if **Protocol 4** is to be used on quantum inputs, these must already be given to Alice in an encoded form as in **step 2** of **Protocol 4** (because Alice has no quantum computational power). In the case of a quantum output, it will be given to Alice in a known encoded form, which she can pass on to a third party for verification.

The theory of quantum error correction provides a natural mechanism for detecting unintended changes to a computation, whereas the theory of fault-tolerant computation provides a way to process information even using error-prone gates. Unfortunately, error correction, even when combined with fault-tolerant gate constructions is insufficient to detect malicious tampering if the error correction code is known. As evidenced by the quantum authentication protocol [BCG⁺02], error correction encodings can, however, be adapted for this purpose.

Our protocol proceeds along the following lines. Alice chooses an n_C -qubit error correction code \mathbb{C} with distance d_C . (The values of n_C and d_C are taken as security parameters.) If the original computation involves N logical qubits, the authenticated version involves $Nn_C + 3n_T$ logical qubits: throughout the computation, each logical qubit is encoded with \mathbb{C} , while the remaining $3n_T$ qubits are used as traps to detect an interfering Bob. The trap qubits are prepared as a first step of the computation in eigenstates of the Pauli operators X , Y and Z , with an equal number of qubits in each state.

The protocol also involves fault-tolerant gates, for some of which it is necessary to have Bob periodically measure qubits [ZCC07]. In order to accomplish this, the blind computation protocol is extended by allowing Alice to instruct Bob to measure specific qubits within the brickwork state in the computational basis at regular intervals. These qubits are chosen at regular spacial intervals so that no information about the structure of the computation is revealed.

Our protocol can also be used in the scenario of non-malicious faults: because it already uses a fault-tolerant construction, the measurement of trap qubits in **Protocol 4** allows for the estimation of the error rate (whether caused by the environment or by an adversary); if this error rate is below a certain threshold (this threshold is chosen below the fault-tolerance threshold to take into account sampling errors), Alice accepts the computation. As long as this is below the fault-tolerance threshold, an adversary would still have to guess which qubits are part of the code, and which are traps, so Theorem 5 also holds in the fault-tolerant version. The only difference is that the adversary can set off a few traps without being detected, but he must still be able to correctly guess which qubits are in the encoded qubit and which are traps. Increasing the security parameters will make up for the fact that Bob can set off a few traps without making the protocol abort. This yields a linear trade-off between the error rate and the security parameter. Note that the brickwork state (Figure 1) can be extended to multiple dimensions, which may be useful for obtaining better fault-tolerance thresholds [Got00].

Theorem 5. *If Bob interferes with an authenticated computation then either he is detected except with exponentially small probability (in the security parameter), or his actions fail to alter the computation.*

Proof. If Bob interferes with the computation, then in order for his actions to affect the outcome of the computation without being detected, he must perform a non-trivial operation (*i.e.* an operation other than the identity) on the subspace in which the logical qubits are encoded. Due to the fault-tolerant construction of Alice's computation, Bob's operation must have weight at least d_C . Due to discretization of errors, we can treat Bob's action as introducing a Pauli error with some probability p .

If a Pauli error acts non-trivially on a trap qubit then the probability of this going undetected is $1/3$. Pauli operators which remain within the code space must act on at least d_C qubits. As Bob has no knowledge about the roles of qubits, the probability of him acting on any qubit is

Protocol 4 Blind Quantum Computing with Authentication

1. Alice chooses \mathbb{C} , where \mathbb{C} is some $n_{\mathbb{C}}$ -qubit error-correcting code with distance $d_{\mathbb{C}}$. The security parameter is $d_{\mathbb{C}}$.
 2. In the circuit model, starting from circuit for U , Alice does:
 - 2.1 Convert target circuit to fault-tolerant circuit:
 - Use error-correcting code \mathbb{C} . The encoding appears in the initial layers of the circuit.
 - Perform all gates and measurements fault-tolerantly
 - Some computational basis measurements are required for the fault-tolerant implementation (for verification of ancillae and non-transversal gates). Each measurement is accomplished by making and measuring a *pseudo-copy* of the target qubit: a CTRL- X is performed from the target to an ancilla qubit initially set to $|0\rangle$, which is then measured in the Z -basis.
 - Each ancilla qubit appears on its own wire; they are evenly spaced through the circuit. The efficiency of the protocol is a function of the distance between ancillae.
 - The ancillae are re-used. All ancillae are measured at the same time, at regular intervals, after each fault-tolerant gate (some outputs may be meaningless).
 - 2.2 Within each encoded qubit, permute all wires, keeping these permutations secret from Bob.
 - 2.3 Within each encoded qubit, add $3n_T$ randomly interspersed *trap* wires, each trap being a random eigenstate of X , Y or Z (n_T of each). For security, we must have $n_T \propto n_{\mathbb{C}}$; for convenience, we choose $n_T = n_{\mathbb{C}}$. Each trap has its own wire that (at this point) does not interact with the rest of the circuit. The wire is initially $|0\rangle$, and then single-qubit gates are used to create the trap state. These single-qubit gates appear in the initial layers of the circuit.
 - 2.4 Trap qubits are verified using the same ancillae as above: they are rotated into the computational basis, measured using the pseudo-copy technique above, and then returned to their initial basis. Each fault-tolerant measurement is randomly interspersed with verification of $3n_T$ random trap wires. For this, identity gates are added as required.
 - 2.5 For classical output, the trap wires are rotated as a last step, so that the following measurement in the computational basis is used for a final verification.
 3. Convert above circuit to MBQC:
 - 3.1 Convert the whole circuit above to a measurement-based computation on the brickwork state, with the addition of regular Z -basis measurements corresponding to the measurements on ancilla qubits above. Swap and identity gates are added as required, and trap qubits are left untouched.
 4. Perform the blind quantum computation:
 - 4.1 Execute **Protocol 1**, to which we add that Alice periodically instructs Bob to measure in Z as indicated above.
 - 4.2 If, at any time, a trap qubit verification fails, or if the error correction reveals an error in the computation, Alice aborts.
-

equal. As the probability of acting on a trap is $\frac{3n_T}{n_{\mathbb{C}}+3n_T}$, for each qubit upon which he acts non-trivially, the probability of Bob being detected is $\frac{2n_T}{n_{\mathbb{C}}+3n_T}$. Thus the probability of an M -qubit Pauli operator going undetected is below $\left(1 - \frac{2n_T}{n_{\mathbb{C}}+3n_T}\right)^M$. Since $n_T = n_{\mathbb{C}}$, the minimum probability of Bob affecting the computation and going undetected is $\epsilon = 2^{-d_{\mathbb{C}}}$. \square

While the quantum Singleton bound [KL00] allows error correction codes for which $d_{\mathbb{C}} \propto n_{\mathbb{C}}$, it may be more convenient to use the Toric Code [Kit97] for which $d_{\mathbb{C}} \propto \sqrt{n_{\mathbb{C}}}$, as this represents a rather simple encoding while retaining a high ratio of $d_{\mathbb{C}}$ to $n_{\mathbb{C}}$. For the special case of deterministic

classical output, a classical repetition code is sufficient and preferable as such an encoding maximizes $n_{\mathbb{C}}$.

It should be noted that in **Protocol 4**, we can allow Alice to reveal to Bob whether or not she accepts the final result. We now show that Bob can only gain limited knowledge from this extra piece of information. If Alice rejects, this means that Bob has interfered with one or more trap qubits, or he has caused a detectable error. Both cases reveal nothing about Alice’s target computation. If Alice accepts and Bob interfered, either his interference was corrected, or Bob was exponentially lucky and his interference was undetected — this leaks at most one bit on Alice’s circuit (but note that this happens with exponentially small probability).

5 Entangled Servers

As stated before, one can view our protocol as an interactive proof system where Alice acts as the verifier and Bob as the prover. This perspective has been also proposed by Aharonov, Ben-Or and Eban [ABE08]. An important open problem is to find an interactive proof for any problem in BQP with a BQP prover, but with a purely classical verifier. Our **Protocol 4** makes progress towards finding a solution by providing an interactive proof for any language in BQP, with a BQP prover and a BPP verifier that also has the power to generate random qubits chosen from a fixed set and send them to the prover. A similar result was also independently obtained in [ABE08], however their scheme demands a more powerful verifier.

We present in **Protocol 5** a solution to another closely related problem, namely the case of a purely classical verifier interacting with two non-communicating entangled provers. The idea is to adapt **Protocol 1** so that one prover (that we now call a server) is used to prepare the random qubits that would have been generated by Alice in the original protocol, while the other server is used for universal blind quantum computing. Using the authenticated protocol (**Protocol 4**) between Alice and the second server will detect any cheating servers as Alice’s scheme cannot distinguish between errors caused by either of the servers. Since Server 2 has access to only half of each entangled state, from his point of view, his sub-system remains in a completely mixed state independently of Server 1’s actions. The proof of Theorem 3 follows as before.

Protocol 5 Universal Blind Quantum Computation with Entangled Servers

Initially, Servers 1 and 2 share $|\Phi_{x,y}^+\rangle = \frac{1}{\sqrt{2}}(|00\rangle + |11\rangle)$ ($x = 1, \dots, n, y = 1, \dots, m$).

1. Alice’s preparation with Server 1

For each column $x = 1, \dots, n$

For each row $y = 1, \dots, m$

1.1 Alice chooses $\tilde{\theta}_{x,y} \in_R \{0, \pi/4, 2\pi/4, \dots, 7\pi/4\}$ and sends it to Server 1, who measures his part of $|\Phi_{x,y}^+\rangle$ in $|\pm_{\tilde{\theta}_{x,y}}\rangle$.

1.2 Server 1 sends $m_{x,y}$, the outcome of his measurement, to Alice.

2. Alice’s computation with Server 2

2.1 Alice runs the authenticated blind quantum computing protocol (**Protocol 4**) with Server 2, taking $\theta_{x,y} = \tilde{\theta}_{x,y} + m_{x,y}\pi$.

Acknowledgements

We are grateful to Serge Fehr for his help on Definition 1 and Theorem 3. We would also like to thank Pablo Arrighi, Frédéric Dupuis, Sébastien Gambs, Michele Mosca, Oded Regev, Louis Salvail, Christian Schaffner, Douglas Stebila and Alain Tapp for helpful discussions. This work is partially supported by Singapore’s National Research Foundation and Ministry of Education and by the Natural Sciences and Engineering Research Council of Canada.

References

- [AB09] J. Anders and D. E. Browne. Computational power of correlations. *Physical Review Letters*, 102:050502 [4 pages], 2009.
- [ABE08] D. Aharonov, M. Ben-Or, and E. Eban. Interactive proofs for quantum computations. Available as [arXiv:0810.5375](https://arxiv.org/abs/0810.5375) [quant-ph], 2008.
- [AFK89] M. Abadi, J. Feigenbaum, and J. Kilian. On hiding information from an oracle. *Journal of Computer and System Sciences*, 39:21–50, 1989.
- [AJL06] D. Aharonov, V. Jones, and Z. Landau. A polynomial quantum algorithm for approximating the Jones polynomial. In *Proceedings of the 38th annual ACM symposium on Theory of computing (STOC 2006)*, pages 427–436, 2006.
- [AMTW00] A. Ambainis, M. Mosca, A. Tapp, and R. de Wolf. Private quantum channels. In *Proceedings of the 41st Annual Symposium on Foundations of Computer Science (FOCS 2000)*, pages 547–553, 2000.
- [AS06] P. Arrighi and L. Salvail. Blind quantum computation. *International Journal of Quantum Information*, 4:883–898, 2006.
- [BB84] C. H. Bennett and G. Brassard. Quantum cryptography: Public-key distribution and coin tossing. pages 175–179, 1984.
- [BB06] D. E. Browne and H. J. Briegel. One-way quantum computation. In *Lectures on Quantum Information*, pages 359–380. Wiley-VCH, Berlin, 2006.
- [BCG⁺02] H. Barnum, C. Crépeau, D. Gottesman, A. Smith, and A. Tapp. Authentication of quantum messages. In *Proceedings of the 43rd Annual IEEE Symposium on Foundations of Computer Science (FOCS 2002)*, page 449, 2002.
- [BR03] P. O. Boykin and V. Roychowdhury. Optimal encryption of quantum bits. *Physical Review A*, 67:042317, 2003.
- [Chi05] A. M. Childs. Secure assisted quantum computation. *Quantum Information and Computation*, 5:456–466, 2005. Initial version appeared online in 2001.
- [CLN05] A. M. Childs, D. W. Leung, and M. A. Nielsen. Unified derivations of measurement-based schemes for quantum computation. *Physical Review A*, 71:032318 [14 pages], 2005.
- [Deu89] D. Deutsch. Quantum computational networks. *Proceeding of the Royal Society of London A*, pages 425–467, 1989.
- [DK06] V. Danos and E. Kashefi. Determinism in the one-way model. *Physical Review A*, 74:052310 [6 pages], 2006.
- [DKP07] V. Danos, E. Kashefi, and P. Panangaden. The measurement calculus. *Journal of ACM*, 54:8 [45 pages], 2007.
- [Fei86] J. Feigenbaum. Encrypting problem instances: Or ... can you take advantage of someone without having to trust him? In *Proceedings of Advances in Cryptology—CRYPTO 85*, pages 477–488, 1986.
- [GKR08] S. Goldwasser, Y. T. Kalai, and G. N. Rothblum. Delegating computation: interactive proofs for muggles. In *Proceedings of the 40th annual ACM symposium on Theory of computing*, pages 113–122, 2008.

- [GOD⁺06] A. D. Greentree, P. Olivero, M. Draganski, E. Trajtkov, J. R. Rabeau, P. Reichart, B. C. Gibson, S. Rubanov, S. T. Huntington, D. N. Jamieson, and S. Prawer. Critical components for diamond-based quantum coherent devices. *Journal of Physics: Condensed Matter*, 18:825–842, 2006.
- [Got00] D. Gottesman. Fault-tolerant quantum computation with local gates. *Journal of Modern Optics*, 47:333–345, 2000.
- [Joz05] R. Jozsa. An introduction to measurement based quantum computation. Available as [arXiv:quant-ph/0508124v2](https://arxiv.org/abs/quant-ph/0508124v2), 2005.
- [Kit97] A. Y. Kitaev. Quantum computations: algorithms and error correction. *Russian Mathematical Surveys*, 52:1191–1249, 1997.
- [KL00] E. Knill and R. Laflamme. A theory of quantum error-correcting codes. *Physical Review Letters*, 84:2525, 2000.
- [MS08] D. Markham and B. C. Sanders. Graph states for quantum secret sharing. *Physical Review A*, 78:042309 [17 pages], 2008.
- [Nie05] M. A. Nielsen. Cluster-state quantum computation. *Reports On Mathematical Physics*, 57:147–161, 2005.
- [RB01] R. Raussendorf and H. J. Briegel. A one-way quantum computer. *Physical Review Letters*, 86:5188 – 5191, 2001.
- [RBB03] R. Raussendorf, D. E. Browne, and H. J. Briegel. Measurement-based quantum computation with cluster states. *Physical Review A*, 68:022312 [32 pages], 2003.
- [RHG06] R. Raussendorf, J. Harrington, and K. Goyal. A fault-tolerant one-way quantum computer. *Annals of Physics*, 321:2242–2270, 2006.
- [RSA78] R. L. Rivest, A. Shamir, and L. Adleman. A method for obtaining digital signatures and public-key cryptosystems. *Communications of the ACM*, 21:120–126, 1978.
- [Sho97] P. W. Shor. Polynomial-time algorithms for prime factorization and discrete logarithms on a quantum computer. *SIAM Journal on Computing*, 26:1484–1509, 1997. First published in 1995.
- [ZCC07] B. Zeng, A. Cross, and I. L. Chuang. Transversality versus universality for additive quantum codes. Available as [arXiv:0706.1382v3\[quant-ph\]](https://arxiv.org/abs/0706.1382v3), 2007.

A Measurement-based quantum computing

We give a brief introduction to the MBQC (a more detailed description is available in [Joz05, Nie05, BB06, DKP07]). Our notation follows that of [DKP07].

Computations in the MBQC involve the following commands, which are applied to a single qubit i , or to two qubits i and j :

- Single-qubit preparations in the state $|+\rangle = \frac{1}{\sqrt{2}}(|0\rangle + |1\rangle)$.
- Two-qubit entanglement operators $E_{ij} := \text{CTRL-}Z_{i,j}$.
- Single-qubit destructive measurements M_i^α defined by orthogonal projections onto $|+\alpha\rangle = \frac{1}{\sqrt{2}}(|0\rangle + e^{i\alpha}|1\rangle)$ (with classical outcome $s_i = 0$) and $|-\alpha\rangle = \frac{1}{\sqrt{2}}(|0\rangle - e^{i\alpha}|1\rangle)$ (with classical outcome $s_i = 1$). Measurement outcomes are summed (modulo 2) resulting in expressions of the form $s = \sum_{i \in I} s_i$ which are called *signals*.
- Single-qubit corrections: X_i , Z_i and phase rotations $Z_i(\alpha) := e^{\frac{i\alpha Z_i}{2}}$. Corrections may be dependent on signals, denoted as X_i^s , Z_i^s and $Z_i^s(\alpha)$.

Dependent corrections on a qubit can be always absorbed in the measurement angle of that qubit:

$$\begin{aligned}
 M_i^\alpha X_i^s &= M_i^{(-1)^s \alpha} \\
 M_i^\alpha Z_i^s &= M_i^{\alpha + s\pi} \\
 M_i^\alpha Z_i^s(\beta) &= M_i^{\alpha - s\beta}
 \end{aligned}$$

A measurement pattern is described with a finite sequence of commands acting on a finite set of qubits, for which a subset are inputs and a subset are outputs. Measurement patterns are universal for quantum computing. Patterns are executed from right to left. Any pattern can be rewritten in a *standard* form where all the preparation and entangling command are performed only at the beginning of the computation. This is due to the following commutation relations:

$$\begin{aligned}
 E_{ij} X_i^s &= X_i^s Z_j^s E_{ij} \\
 E_{ij} Z_i^s &= Z_i^s E_{ij} \\
 E_{ij} Z_i^s(\alpha) &= Z_i^s(\alpha) E_{ij}
 \end{aligned}$$