

## Non-perturbative QCD Effects and the Top Mass at the Tevatron

DANIEL WICKE<sup>(1)</sup> and PETER Z. SKANDS<sup>(2)</sup>

<sup>(1)</sup> *Bergische Universität Wuppertal - Gaußstr. 20, 42097 Wuppertal, Germany*

<sup>(2)</sup> *CERN PH/TH - CH-1211 Geneva 23, Switzerland*

*Theoretical Physics, Fermilab - MS106, Box 500, Batavia IL-60510, USA*

**Summary.** — The modelling of non-perturbative effects is an important part of modern collider physics simulations. In hadron collisions there is some indication that the modelling of the interactions of the beam remnants, the underlying event, may require non-trivial colour reconnection effects to be present. We recently introduced a universally applicable toy model of such reconnections, based on hadronising strings. This model, which has one free parameter, has been implemented in the Pythia event generator. We then considered several parameter sets ('tunes'), constrained by fits to Tevatron minimum-bias data, and determined the sensitivity of a simplified top mass analysis to these effects, in exclusive semi-leptonic top events at the Tevatron. A first attempt at isolating the genuine non-perturbative effects gave an estimate of order  $\pm 0.5$  GeV from non-perturbative uncertainties. The results presented here are an update to the original study and include recent bug fixes of Pythia that influenced the tunings investigated.

PACS 12.38.-t – Quantum Chromodynamics.

PACS 13.85.Hd – Inelastic scattering: many-particle final states.

PACS 13.87.Fh – Fragmentation into hadrons.

PACS 14.65.Ha – Top quarks.

### 1. – Introduction

The top quark mass is the only free parameter specific to the top quark sector of the Standard Model of elementary particle physics (SM). Direct measurements from the Tevatron [1] combined with indirect determinations from electroweak precision measurements can therefore be used to test the consistency of the SM and to predict the Higgs boson mass within this theoretical framework [2].

The question of whether the direct and the indirect results concern the same mass parameter is an important issue in this context. At the very least, the same theoretical definition must be used throughout, to ensure that consistency checks and Higgs mass predictions are valid. At present, it is customary to assume that the quoted values for direct measurements correspond to the pole mass. In practice, all direct measurements of the top quark mass are calibrated back to a value corresponding to the input top

quark mass in one of the Monte Carlo programs [3, 4]. Uncertainties on higher order corrections and soft QCD effects affect this calibration, through the modelling of parton showers, underlying event, colour reconnections, and hadronisation. One can therefore be concerned whether these calibrations alter the meaning of the mass determined in Tevatron mass measurements.

In an earlier work [5], we addressed the influence of the modelling used in simulating top quark pair events in Tevatron proton anti-proton collisions with special emphasis on underlying-event and colour-reconnection effects. The influence of various models on a toy mass measurement was used to derive calibration uncertainties for the top quark mass measurement from non-perturbative QCD effects.

We here update the results presented in [5]. Most importantly, we use a more recent version of the Pythia generator (6.416, as compared to 6.408), which takes into account important bug fixes affecting the tuning of the  $p_{\perp}$ -ordered parton shower (see [6]). We also include a comparison to recently published CDF data on the average  $p_{\perp}$  as a function of observed multiplicity in minimum-bias events [7], a distribution which appears to be highly sensitive to colour correlations.

## 2. – Modelling in Hadron Collisions

The simulation of proton anti-proton collision at the Tevatron is separated into many steps, only some of which are computable from first principles. The parton content of the colliding protons and anti-protons is described by parton density functions fitted to experimental data. At a “hard scale” characteristic of the process in question, these functions are convoluted with matrix elements to describe the fundamental short-distance process. Initial-state parton showers then evolve the incoming partons selected for the hard interaction “backwards” [8] from the hard scale down to an infrared cutoff, and likewise final-state showers evolve the outgoing partons down to a hadronisation cutoff, at which point a hadronisation model takes over. In parallel to the hard process, additional interactions (gluon exchanges) may occur between the (anti-)proton remnants. These give rise to an “underlying event” (UE), whose detailed structure cannot at present be derived from first principles. Instead, generators like Pythia [3] and Jimmy [9] rely on models of multiple parton-parton interactions (MPI) [10, 9, 11] to describe this aspect.

The Monte Carlo generator Pythia 6.4 [3] actually provides two different, but related, models to describe the underlying event. The older model [10] treats the underlying event only after initial-state showering of the hard process is complete. Additional back-to-back parton pairs (either  $gg$  or  $q\bar{q}$ , with the relative composition user-specifiable) are then allowed to be created by subsequent MPI processes among the remnants. These extra parton pairs are not showered, but are fed directly into the hadronisation, together with the partons from the hard process. The colour correlations between the hard-process partons and the MPI partons are user-specifiable. Empirically, they are found to have to be rather strong, see below. The new model [11] instead interleaves the additional MPI processes, and showers off them, with the initial-state parton shower evolution off the hard process. It thereby implements a successive fine-graining of all perturbative activity. Various options for colour connections and colour reconnections between and inside the MPI “chains” exist, see below. The new model also incorporates a more sophisticated treatment of beam remnants [12], including baryon junctions [13].

The models are governed by several parameters influencing, e.g., the probability of additional interactions or their momentum distributions. These parameters are not known a priori and thus need to be tuned to describe the data. We have here chosen to focus on

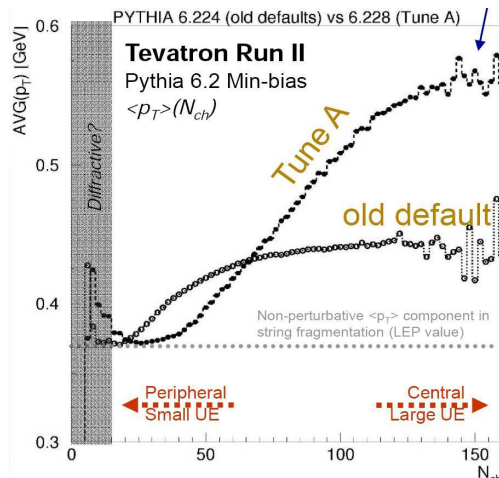


Fig. 1. – Average transverse momentum in minimum bias events as function of the charged multiplicity. One can clearly see the change between the old default and Tune A.

two specific distributions, the charged multiplicity and the average transverse momentum of the particles in events selected with a minimum-bias trigger. It should be noted that, even with tuning, one should not expect all models to be able to describe the data, owing to shortcomings in their physics descriptions, as will be commented on below.

Several older tunes of Pythia parameters obtained from CDF fits to minimum bias data are available, e.g., Tune A, Tune DW, Tune BW, etc.[14]. These all significantly modify the original default parameters for the underlying event, c.f. Fig. 1, changes which are motivated directly by improving the description of the data. One striking common feature of these tunes is that the parameters describing the probability of non-trivial colour connections between the additional-parton interactions and the hard scattering,  $\text{PARP}(85)$  and  $\text{PARP}(86)$ , are significantly enhanced. We here interpret this as a sign of actual colour reconnections happening in the underlying event, and investigate the consequences of this hypothesis.

### 3. – Colour Reconnection Models

In hadron collisions, the underlying event produces an additional amount of displaced colour charges, translating to a larger density of hadronising strings between the beam remnants. It is not known to what extent the collective hadronisation of such a system differs from a sum of independent string pieces. Measurements at LEP [15, 16, 17, 18] would not have been sensitive to this effect, and hence it is quite possible that colour reconnection (CR) effects in hadron collisions may be substantially stronger than the LEP constraints would appear to allow, if taken at face value.

However, most of the CR models investigated at LEP focused exclusively on  $WW$  physics, and so were not immediately applicable to hadron collisions. Colour reconnection effects in  $t\bar{t}$  events were first considered in [19], but also there only in the context of  $e^+e^-$  collisions. We therefore recently introduced a toy model of colour reconnection models for more general situations, based on an annealing-like minimisation of a measure of the potential energy of the confinement field. This so-called colour annealing model [20] has

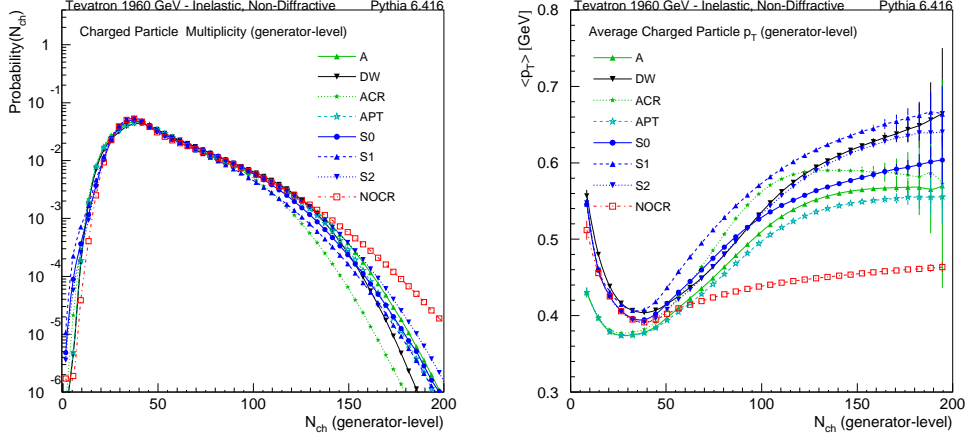


Fig. 2. – Generator level comparison of various models available in Pythia 6.416. Charged multiplicity distribution (right) and mean transverse momentum as function of the charged multiplicity.

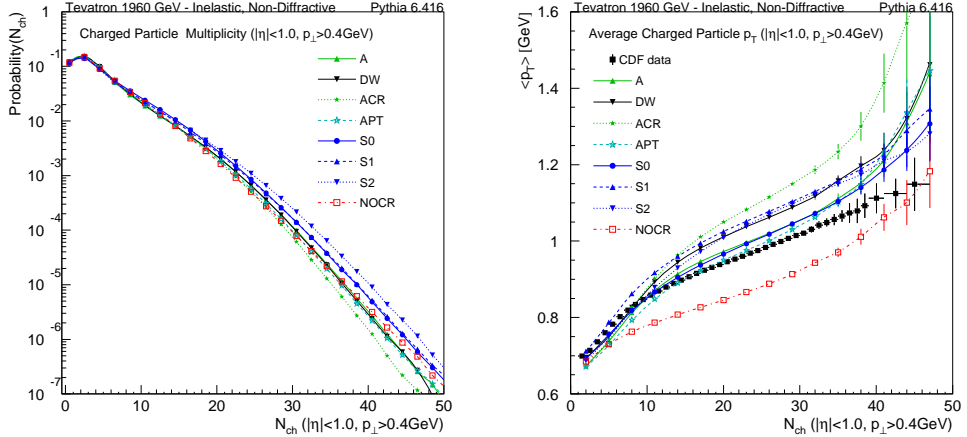


Fig. 3. – Comparison of various models available in Pythia 6.416 including cuts used by CDF ( $p_{\perp} > 0.4 \text{ GeV}$ ,  $|\eta| < 1.0$ ) [7]. Charged multiplicity distribution (right) and mean transverse momentum as function of the charged multiplicity. The data shown in the right plot became available during the conference and so were not yet used directly to tune the annealing models.

been implemented in the Pythia generator since version 6.402. Alternative models, e.g. the ones by Rathsman [21] and by Webber [22], would also be interesting to explore, but we have so far not done this. We emphasise that both in the old models (Tune A and cousins) as well as in the new models (Tune S0 and cousins) the colour correlations of the underlying event affects the string topology of the hard interaction as well. In the old model, gluons from the underlying event are sequentially “attached” to string pieces defined by the hard interaction, and hence cause wrinkles and kinks on the existing topology. In the new, annealing, models, more radical changes are possible, with the colour flow of the hard interaction not necessarily preserved at all.

Briefly described, the annealing models work in the following way [20]. At hadro-

nisation time, each string piece is assigned a fixed probability to participate in the annealing,  $P_{\text{reconnect}} = 1 - (1 - \chi)^n$ . Here,  $\chi$  is parametrising the strength of the reconnection effect and  $n$  is the number of parton interactions, i.e. roughly counts the number of possible reconnections. For the participating string pieces, new connections are chosen to minimise the string length and thus to minimise the potential energy in the string. Note that these new connections are not explicitly prevented from being the same as the original ones, if that is what minimises the string length. Pythia provides three model variations that differ in the suppression of gluon-only strings.

The colour annealing models yield important changes in the description of the underlying event. Thus both the CR and UE models were tuned anew. Due to difficulties in obtaining the data itself, the tuning was originally done with respect to two of the existing model parameter sets: Tune A and Tune DW. Two observables, the charged multiplicity distribution and the average transverse momentum as function of the charged multiplicity,  $\langle p_T \rangle(N_{\text{ch}})$ , were used for the tuning. In Fig. 2 the various model tunes are compared for the two observables used in tuning. Most of the models give very similar results, only the NOCR model differs strongly in  $\langle p_T \rangle(N_{\text{ch}})$ . This model explicitly uses no colour reconnection at all. This underlines the fact that CR appears to be a necessary ingredient to achieve consistency with the data. A measurement of  $\langle p_T \rangle(N_{\text{ch}})$  by CDF [7] became available during the conference. It uses additional cuts on the track momenta and pseudo-rapidity range, reflecting the CDF detector acceptance. Results with these cuts and a comparison to data is shown in Fig. 3.

Tunes for the described colour reconnection models first appeared in Pythia v6.408 and were revised in v6.414 after a bug affecting the  $p_T$  ordered shower was fixed. Since v6.413, hard-coded presets for all tunes considered here, and others, can be accessed via Pythia's `MSTP(5)` variable, see [6]. Some additional discriminating distributions and extrapolations to the LHC can be found in [23].

#### 4. – Toy Top Mass Measurements

As discussed in the introduction, the underlying event and colour reconnection effects may influence the results obtained in measurements of the hard process. At LEP, the  $W$  mass was especially sensitive to these effects. This brings us back to the question of the influence of the various models on measurements of the top quark mass at the Tevatron.

Current measurements of the top quark [1] consist of three main ingredients: First, a mass estimator based on the reconstructed physics objects, i.e., jets, lepton and missing transverse energy. Such an estimator uses a jet-parton assignment done by either choosing or weighting the various possibilities. Second, current measurements include an overall jet energy scale (JES) correction factor, which reduces the dominating systematic uncertainty by using the well known  $W$  mass as an additional constraint. And finally all methods are calibrated to simulation by correcting any offset between the reconstructed top mass and the nominal value of the simulation. It is especially in this last step that the different models may affect the outcome of the procedure.

To concentrate on physics effects and to avoid dealing with detector simulation a simplified toy mass measurement for lepton plus jets events is implemented on generator level. For this toy mass measurements only semi-leptonic top pair events are investigated. Jets are reconstructed using a cone algorithm [24, 25] with  $\Delta R = 0.5$ ,  $p_T > 15$  GeV. The events are required to have exactly four such jets. A simplified jet-parton assignment is done by matching the reconstructed jets to the Monte Carlo truth by  $\Delta R$ . Only events with a unique assignment are kept. The top mass is computed in each event from the

three jets assigned to the hadronically decaying top quark.

To obtain a mass estimator for a full dataset the peak of the the distribution of reconstructed top mass values is fitted with a Gaussian. A fit range of  $\pm 15$  GeV is used and the fit is iterated to assure that the final fit range is symmetric around the fitted mass,  $m_{\text{top}}^{\text{fit}}$ . As the jets aren't corrected for out-of-cone effects this mass estimator is expected to give results that are lower than the nominal value in the simulation. In analogy to the JES correction factor this can be corrected for by using the  $W$  mass information. An event-by-event  $W$  mass is reconstructed again by fitting a Gaussian to the distribution of mass values reconstructed from the two jets assigned to the hadronic  $W$  decay. A scaled top mass estimator is then constructed as  $m_{\text{top}}^{\text{scaled}} = s_{\text{JES}} m_{\text{top}}^{\text{fit}}$  where the scale factor is  $s_{\text{JES}} = 80.4 \text{ GeV}/m_W$ , with  $m_W$  being the  $W$  mass obtains from the fit. Thus the simplified top mass measurements provide two results  $m_{\text{top}}^{\text{fit}}$  and  $m_{\text{top}}^{\text{scaled}}$ , one before JES correction and one after.

## 5. – Calibration Uncertainties for the Top Mass

Calibration curves for both top mass estimates were created by scanning the nominal top mass from 165 to 185 GeV and computing the described mass estimator for each of the nominal values. Example calibration curves for both mass estimators are shown in Fig. 4. The curves show an excellent linearity. As expected the offset for the un-scaled estimator,  $m_{\text{top}}^{\text{fit}}$ , is negative and scaling with the  $W$  mass brings the scaled result,  $m_{\text{top}}^{\text{scaled}}$ , closer to the nominal result. The procedure has been repeated for various (tuned) models to compare the offsets of the calibration curves. The offsets are obtained from a straight line fit and evaluated at  $m_t = 175$  GeV. The results for the various models are summarised in Fig. 5 for both mass estimators. The models exhibit a spread of  $\pm 0.8$  GeV and  $\pm 1.0$  GeV for the  $m_{\text{top}}^{\text{fit}}$  and  $m_{\text{top}}^{\text{scaled}}$  estimators, respectively.

In real mass measurements the calibration offsets are used to correct the mass estimator to the nominal value. The corrections derived from the simulation are then applied to the real data. But the choice of the model used to perform the calibration is ambiguous and hence the spread between the models must be considered as a calibration

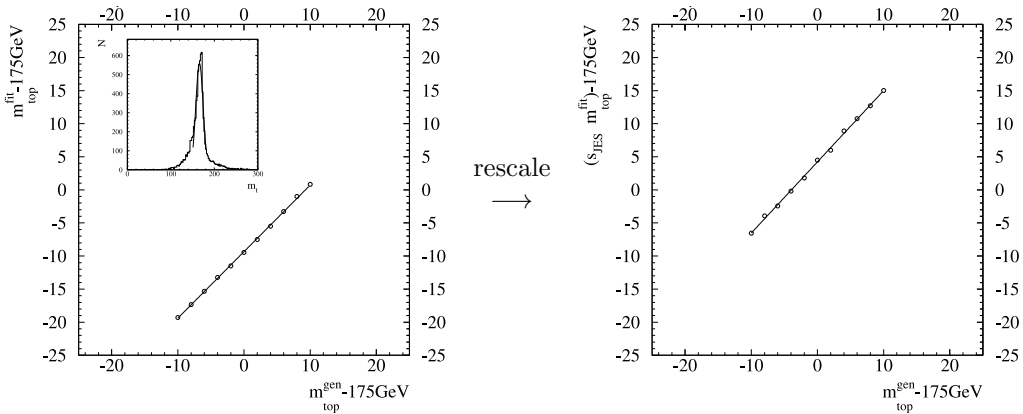


Fig. 4. – Calibration curve obtained with Tune A before (left) and after (right) JES rescaling. The inset shows the Gaussian fit to the distribution of reconstructed top masses for one specific nominal top mass,  $m_{\text{top}}^{\text{gen}} = 175$  GeV.

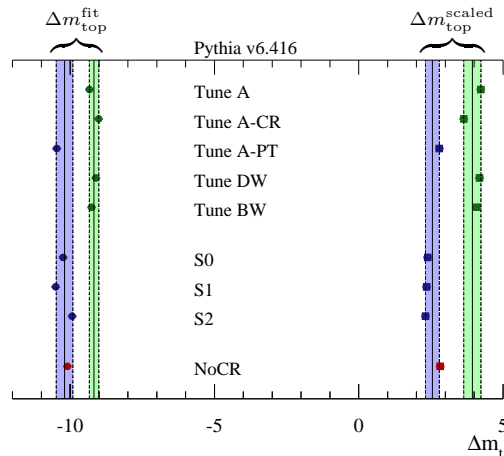


Fig. 5. – Comparison of calibration offsets obtained for each model. The column on the left (dots) show the results obtained before JES rescaling, the right column (squares) after rescaling. The statistical precision due to the finite number of generated events is at the level of  $\pm 0.15$  GeV.

uncertainty. The source of the spread can be separated into two sources by noting that the models used fall in two classes: Those that utilise the ‘old’ virtuality-ordered parton shower and those that utilise the ‘new’  $p_T$ -ordered one. The largest component of the difference is *between* these two classes, indicating a perturbative nature of most of it. Within each class differences of less than  $\pm 0.5$  GeV on the top mass remain, which are assigned to the non-perturbative differences between the various models. In Fig. 5 the classes are grouped by coloured bands.

It should be noted that different mass estimators may have a different sensitivity to the model differences and thus may exhibit a different uncertainty. The results of this toy mass analysis are therefore only a first hint to the actual size of the effects, which should be studied for each real mass measurement separately.

## 6. – Summary

Top mass measurements are now reaching total uncertainties below 1.5 GeV. At this precision non-perturbative effects may become important. A set of new, universally applicable models to study colour reconnection effects in hadronic final states was presented. The models apply an annealing-like algorithm that minimises the potential energy within string hadronisation models. The models were tuned simultaneously with the underlying-event description of Pythia to distributions sensitive to non-perturbative effects in minimum-bias samples. The influence of changing underlying event model, the colour reconnection and parton showers on measurements of the top mass was investigated in a toy mass analysis, resulting in variations of about  $\pm 1.0$  GeV on the reconstructed top mass. Of this total uncertainty we tentatively attribute about 0.7 GeV to perturbative effects and of less than 0.5 GeV to non-perturbative sources. These results were obtained with Pythia v6.416 with tunes updated after fixing a bug in the  $p_T$  ordered shower. While the model differences are slightly reduced with the new version of Pythia, the qualitative conclusions of [5], derived with an older version of the generator and tunes, remain unchanged.

## Acknowledgements

PS is supported by the Fermi Research Alliance, under contract DE-AC02-07CH11359 with the U. S. Dept. of Energy, and by the European Union Marie Curie Research Training Network MCnet under contract MRTN-CT-2006-035606.

## REFERENCES

- [1] CDF and D0 Collaboration, TEVATRON ELECTROWEAK WORKING GROUP, *A combination of CDF and D0 results on the mass of the top quark*, arXiv:0803.1683 [hep-ex] (2008).
- [2] LEP Collaboration, ALCARAZ J. *et al.*, *Precision Electroweak Measurements and Constraints on the Standard Model*, arXiv:0712.0929 [hep-ex] (2007).
- [3] SJÖSTRAND T., MRENNNA S. and SKANDS P., *JHEP*, **05** (2006) 026, <http://projects.hepforge.org/pythia6/>.
- [4] CORCELLA G. *et al.*, *JHEP*, **01** (2001) 010.
- [5] SKANDS P. and WICKE D., *Eur. Phys. J. C*, **52** (2007) 133.
- [6] SÖSTRAND T., MRENNNA S. and SKANDS P., *Pythia 6.416 update notes*, [http://www.hepforge.org/archive/pythia6/update\\_notes-6.4.16.txt](http://www.hepforge.org/archive/pythia6/update_notes-6.4.16.txt) (2008).
- [7] CDF Collaboration, MANUEL MUSSINI N. M. and RIMONDI F., *Inclusive pp differential cross-sections*, [http://www-cdf.fnal.gov/physics/new/qcd/abstracts/min\\_bias08/publicpage.html](http://www-cdf.fnal.gov/physics/new/qcd/abstracts/min_bias08/publicpage.html) (May 2008).
- [8] SJÖSTRAND T., *Phys. Lett. B*, **157** (1985) 321.
- [9] BUTTERWORTH J. M., FORSHAW J. R. and SEYMOUR M. H., *Z. Phys. C*, **72** (1996) 637.
- [10] SJÖSTRAND T. and VAN ZIJL M., *Phys. Rev. D*, **36** (1987) 2019.
- [11] SJÖSTRAND T. and SKANDS P. Z., *Eur. Phys. J. C*, **39** (2005) 129.
- [12] SJÖSTRAND T. and SKANDS P. Z., *JHEP*, **03** (2004) 053.
- [13] SJÖSTRAND T. and SKANDS P. Z., *Nucl. Phys. B*, **659** (2003) 243.
- [14] CDF Collaboration, FIELD R. D., *The underlying event in hard scattering processes*, arXiv:hep-ph/0201192, CDF Note 6403; further recent talks available from webpage <http://www.phys.ufl.edu/~rfield/cdf/> (2002).
- [15] OPAL Collaboration, ABBIENDI G. *et al.*, *Phys. Lett. B*, **453** (1999) 153.
- [16] OPAL Collaboration, ABBIENDI G. *et al.*, *Eur. Phys. J. C*, **45** (2006) 291.
- [17] ALEPH Collaboration, SCHAEEL S. *et al.*, *Eur. Phys. J. C*, **48** (2006) 685.
- [18] DELPHI Collaboration, ABDALLAH J. *et al.*, *Phys. Lett. B*, **643** (2006) 147.
- [19] KHOZE V. A. and SJÖSTRAND T., *Phys. Lett. B*, **328** (1994) 466.
- [20] SANDHOFF M. and SKANDS P., *Colour annealing: A toy model of colour reconnections*, FERMILAB-CONF-05-518-T. In Les Houches ‘Physics at TeV Colliders’ 2005 SM and Higgs Working Group: Summary report, hep-ph/0604120 (2005).
- [21] RATHSMAN J., *Phys. Lett. B*, **452** (1999) 364.
- [22] WEBBER B. R., *J. Phys. G*, **24** (1998) 287.
- [23] SKANDS P. Z., *Some interesting min-bias distributions for early LHC runs*, prepared for 5th Les Houches Workshop on Physics at TeV Colliders, Les Houches, France, 11-29 Jun 2007, arXiv:0803.0678 [hep-ph]. See also <http://home.fnal.gov/~skands/leshouches-plots/>.
- [24] BUTTERWORTH J. M., COUCHMAN J. P., COX B. E. and WAUGH B. M., *KtJet: A C++ implementation of the  $k_{\perp}$  clustering algorithm*, MAN/HEP/2002/02, UCL/HEP 2002-02 (October 2002).
- [25] PLANO W. G., *Cone jet implementation in the kTjet-package*, University of Manchester. Private communications.