

# Angular dependence of resistivity in the superconducting state of $\text{NdFeAsO}_{0.82}\text{F}_{0.18}$ single crystals

Ying Jia, Peng Cheng, Lei Fang, Huan Yang, Cong Ren, Lei Shan,  
Chang-Zhi Gu and Hai-Hu Wen<sup>1</sup>

Institute of Physics, Chinese Academy of Sciences, Beijing 100190, China

E-mail: hhwen@aphy.iphy.ac.cn

**Abstract.** We report the results of angle dependent resistivity of  $\text{NdFeAsO}_{0.82}\text{F}_{0.18}$  single crystals in the superconducting state. By doing the scaling of resistivity within the frame of the anisotropic Ginzburg-Landau theory, it is found that the angle dependent resistivity measured under different magnetic fields at a certain temperature can be collapsed onto one curve. As a scaling parameter, the anisotropy  $\Gamma$  can be determined for different temperatures. It is found that  $\Gamma(T)$  increases slowly with decreasing temperature, varying from  $\Gamma \simeq 5.48$  at  $T = 50$  K to  $\Gamma \simeq 6.24$  at  $T = 44$  K. This temperature dependence can be understood within the picture of multi-band superconductivity.

## 1. Introduction

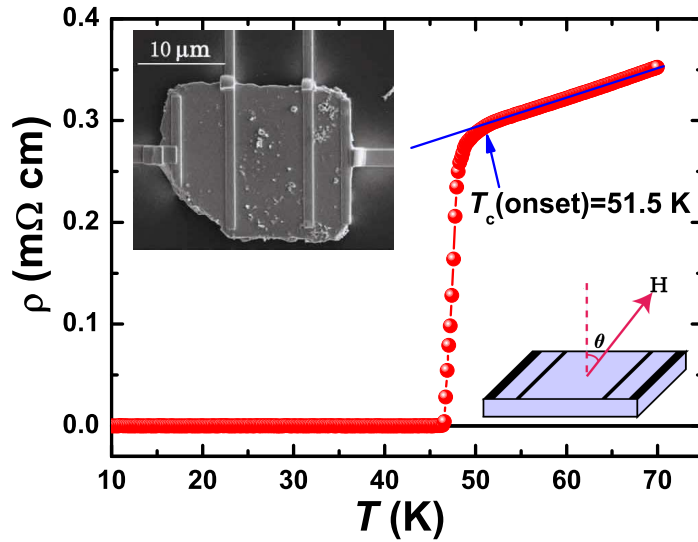
Since the discovery of superconductivity at 26 K in LaFeAsO<sub>1-x</sub>F<sub>x</sub> [1], great interests have been stimulated in the community of superconductivity. The superconducting transition temperature was quickly raised to about  $T_c = 55$  K in SmFeAsO<sub>0.9</sub>F<sub>0.1</sub>[2], and in other fluorine doped or oxygen deficiency samples. Moreover, hole-doped superconductors were also successfully synthesized in La<sub>1-x</sub>Sr<sub>x</sub>FeAsO[3] and Ba<sub>1-x</sub>K<sub>x</sub>(FeAs)<sub>2</sub> systems[4]. Many experiments have revealed that the iron-based superconductors belong to a family with unconventional pairing mechanism. These include the point contact tunneling spectroscopy[5, 6], NMR[7], specific heat[8], lower critical field[9] *etc.*. Meanwhile, so far many theoretical models have been proposed in order to have a basic understanding to the mechanism of superconductivity. As one of the basic parameters, the anisotropy  $\Gamma$  is crucial for both understanding the superconducting mechanism and its application, because it reflects directly the coupling strength between the "charge reservoir" LnO (Ln = La, Ce, Pr, Nd, Gd *etc.*) layers and the conducting FeAs layers.

An estimation of  $\Gamma \geq 30$  was made on (Nd,Sm)O<sub>0.82</sub>F<sub>0.18</sub>FeAs polycrystals from the *c*-axis infrared plasma frequency[10]. Since the successful growth of (Nd,Sm)FeAsO<sub>0.82</sub>F<sub>0.18</sub> single crystals[11, 12], precise determination of  $\Gamma$  was possible. The recent study on SmFeAsO<sub>0.8</sub>F<sub>0.2</sub> single crystals revealed that the magnetic anisotropy was temperature dependent, ranging from  $\Gamma \sim 8$  at  $T \simeq T_c$  to  $\Gamma \sim 23$  at  $T \simeq 0.4T_c$ [13]. Moreover, in our previous work on the NdFeAsO<sub>0.82</sub>F<sub>0.18</sub> single crystals[14, 15],  $\Gamma$  was calculated from the upper critical fields parallel and perpendicular to the *ab*-plane, and was found below 5 near  $T_c$ . As a further study on the superconductivity of NdFeAsO<sub>1-x</sub>F<sub>x</sub> single crystals, here we report the angular dependence of resistivity in the superconducting state of NdFeAsO<sub>0.82</sub>F<sub>0.18</sub> single crystals. By doing the scaling of the resistivity based on the anisotropic Ginzburg-Landau theory, the angle dependent resistivity measured under different magnetic fields at a certain temperature collapse onto one curve. Thus the anisotropy was determined for different temperatures.

## 2. Experiment

The single crystals of NdFeAsO<sub>0.82</sub>F<sub>0.18</sub> were grown by flux method at ambient pressure, which have been described in Ref.[14, 12]. The typical lateral sizes of the crystals are about 20  $\mu\text{m}$  to 70  $\mu\text{m}$ , while thickness is about 1 ~ 5 micrometers. Electrical contacts were made using the Pt deposition technology of a Focused-Ion-Beam (FIB) system. The upper inset of Fig. 1 presents the image of the single crystal with Pt leads.

The angle-resolved resistivity measurements were carried out on a Physical Property Measurement System (PPMS, Quantum Design) with magnetic fields up to 9 T. The angle  $\theta$  was varied from  $-10^\circ$  to  $190^\circ$ , where  $\theta = 0^\circ$  corresponded to the configuration of  $H \parallel c$ -axis and  $\theta = 90^\circ$  to  $H \parallel ab$ - plane, respectively (as shown in the lower inset of Fig. 1). The veracity of the angle was ensured by the good *c*-axis orientation of the crystals, which have been demonstrated by the X-ray diffraction (XRD) analysis[12]. In our measurement,



**Figure 1.** (Color online) The resistive superconducting transition at zero magnetic field with  $T_c(\text{onset}) \approx 51.5\text{K}$  and  $\Delta T \approx 4\text{K}$ . The upper inset shows the Scanning Electron Microscope image of the  $\text{NdFeAsO}_{0.82}\text{F}_{0.18}$  single crystal with Pt leads. The lower inset illustrates schematically the definition of angle  $\theta$ .

the current density was  $150\text{ A/cm}^2$  and the current was always perpendicular to the magnetic field. The sample exhibited a sharp resistive superconducting transition at  $T_c(\text{onset}) \approx 51.5\text{ K}$  with  $\Delta T_c \approx 4\text{ K}$ , the residual resistivity  $\rho(0\text{K}) = 0.13\text{ m}\Omega\text{cm}$  and  $RRR = \rho(400\text{K})/\rho(0\text{K}) = 6.5$  (shown in Fig. 1), demonstrating the good quality of the single crystal.

### 3. Results and Discussion

The insets in Fig. 2 and Fig. 3 present four sets of data for angular dependence of resistivity at temperatures of 44 K, 46 K, 48 K and 50 K. Taking the  $\rho(\theta)$  data at  $T = 44\text{ K}$  (the inset of Fig. 2(a)) as an example, all the curves show a dip-like structure with the minimum at  $\theta = 90^\circ$  and maximum at  $\theta = 0^\circ$  and  $180^\circ$ . The angular dependence of resistivity is not very steep, this suggests the moderate anisotropy of the  $\text{NdFeAsO}_{0.82}\text{F}_{0.18}$  single crystal.

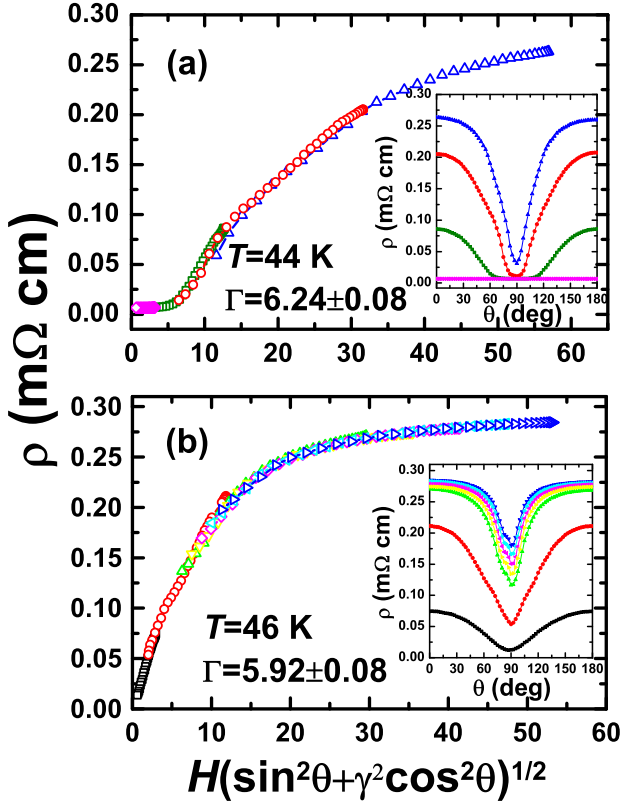
According to the anisotropic Ginzburg-Landau theory, the angular dependence of the upper critical fields is given by

$$H_{c2}^{GL}(\theta) = H_{c2}^{ab} / \sqrt{\sin^2(\theta) + \Gamma^2 \cos^2(\theta)}, \quad (1)$$

with

$$\Gamma = H_{c2}^{ab}(\theta = 90^\circ) / H_{c2}^c(\theta = 0^\circ) = (m_c / m_{ab})^{1/2} = \xi_{ab} / \xi_c, \quad (2)$$

where  $H_{c2}^{ab}$  and  $H_{c2}^c$  are the upper critical fields with  $H \parallel ab$ -plane and  $H \parallel c$ -axis,  $m_c$  and  $m_{ab}$  are the effective masses when the electrons move along  $c$ -axis and  $ab$ -plane respectively,

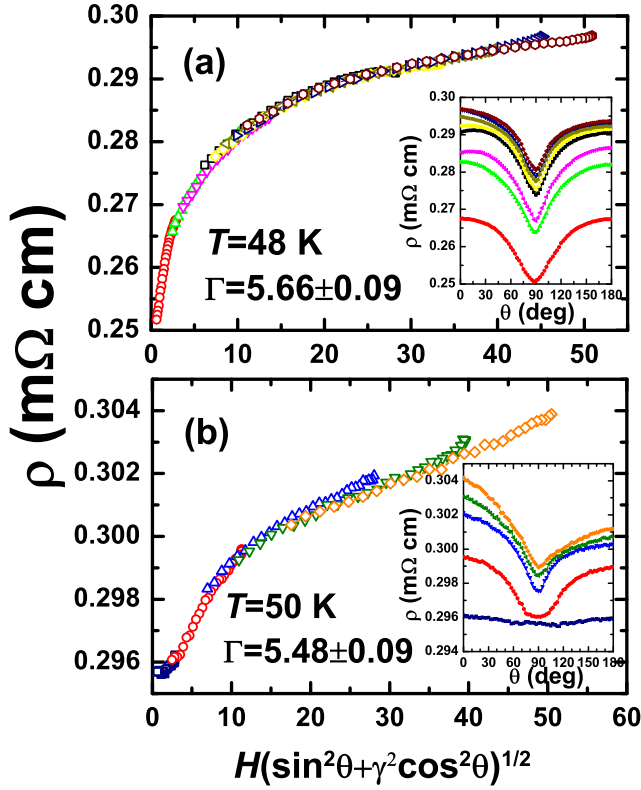


**Figure 2.** (Color online) Main panels: the resistivity as a function of  $\tilde{H}$  (see text) for (a)  $T = 44$  K and (b)  $T = 46$  K. Insets: the angular dependence of magnetoresistivity at (a)  $\mu_0 H = 0.5, 2, 5, 9$  T and (b)  $\mu_0 H = 0.5, 2, 5, 6, 7, 8, 9$  T. The anisotropy parameters are found to be  $6.24 \pm 0.09$  for  $T = 44$  K and  $5.92 \pm 0.09$  for  $T = 46$  K

$\xi_c$  and  $\xi_{ab}$  are the coherence lengths along  $c$ -axis and  $ab$ -plane, respectively. On this basis, Blatter *et al.* developed a general scaling approach for the angular dependence of resistivity[16]. Based on this method, the resistivity measured under different magnetic fields at a certain temperature should collapse on one curve if  $x$ -coordinate is properly scaled. The rescaled function for  $x$ -coordinate is:

$$\tilde{H} = H \sqrt{\sin^2(\theta) + \Gamma^2 \cos^2(\theta)}, \quad (3)$$

By adjusting  $\Gamma$ , excellent scaling curves are obtained for each set of data at different temperatures, shown in the main panels of Fig. 2 and Fig. 3. In this treatment, only one variable  $\Gamma$  is employed as the fitting parameter, so the value of  $\Gamma$  is more reliable comparing with that determined from the ratio of  $H_{c2}^{ab}$  and  $H_{c2}^c$ , which might be affected by the criterion of  $H_{c2}$  determination. The anisotropy parameter  $\Gamma$  takes  $6.24 \pm 0.08$  for  $T = 44$  K,  $5.92 \pm 0.08$  for  $T = 46$  K,  $5.66 \pm 0.09$  for  $T = 48$  K and  $5.48 \pm 0.09$  for  $T = 50$  K. Such values are consistent with that we estimated from  $H_{c2}^{ab}/H_{c2}^c$ [14], but smaller than the values obtained on  $\text{SmFeAsO}_{0.8}\text{F}_{0.2}$  single crystals using a torque technique[13]. It is found that, as plotted in Fig. 4, the anisotropy increases slowly with decreasing temperature. The similar behavior of  $\Gamma(T)$



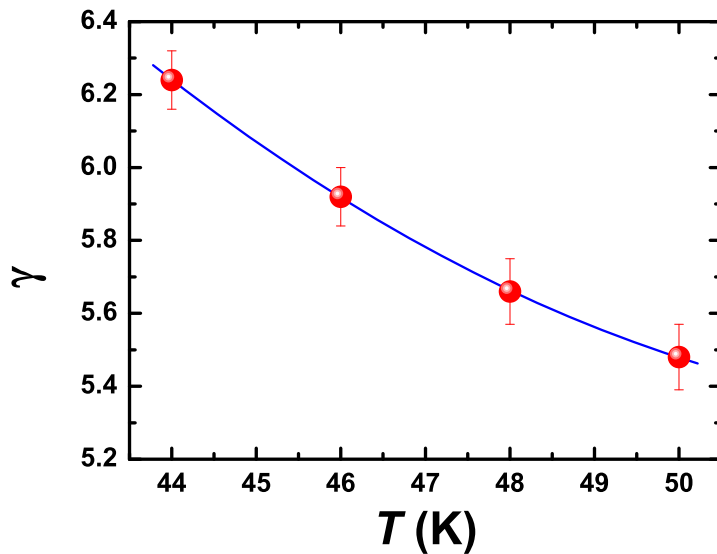
**Figure 3.** ((Color online)The resistivity versus  $\tilde{H}$  (see text) for (a)  $T = 48$  K and (b)  $T = 50$  K. The insets present the angular dependence of magnetoresistivity at (a)  $\mu_0 H = 0.5, 2, 3, 5, 6, 7, 8, 9$  T and (b)  $\mu_0 H = 0.5, 2, 5, 7, 9$  T. The scaling parameters are  $\Gamma = 5.48 \pm 0.08$  for  $T = 48$  K and  $\Gamma = 5.66 \pm 0.08$  for  $T = 50$  K

was also observed in SmFeAsO<sub>0.8</sub>F<sub>0.2</sub> single crystals[13], which was attributed to the two-gap scenario[17, 18]. In addition, it should be noted that the good scaling behavior suggests a field-independent anisotropy in our measuring range.

For comparison, in MgB<sub>2</sub>, a typical two-band superconductor, clear deviations have been observed between the experimental  $H_{c2}(\theta)$  and the anisotropy G-L description. Such a phenomenon was attributed to the different anisotropy factors of the two bands[19]. Whereas, no such deviation is found in our experiment, so we suggest that single band or multi-band with similar anisotropy parameters should exist in the NdFeAsO<sub>0.82</sub>F<sub>0.18</sub> superconductors.

#### 4. Summary

In conclusion, we have investigated the angle dependent resistivity in the superconducting state of NdFeAsO<sub>0.82</sub>F<sub>0.18</sub> single crystals. It is found that the  $\rho(\theta, H)$  data measured at a certain temperature can be described by a scaling law based on the anisotropic Ginzburg-Landau theory. Thus the values of anisotropy are extracted for different temperatures. It is



**Figure 4.** (Color online) Temperature dependence of anisotropy parameter  $\Gamma$ . The line is guided to eyes.

found that  $\Gamma(T)$  increases with decreasing temperature, which was attributed to the multi-band effect.

## 5. Acknowledgements

This work is supported by the Natural Science Foundation of China, the Ministry of Science and Technology of China (973 project No: 2006CB60100, 2006CB921107, 2006CB921802), and Chinese Academy of Sciences (Project ITSNEM).

## References

- [1] Kamihara Y, Watanabe T, Hirano M, and Hosono H 2008 J. Am. Chem. Soc. **130** 3296
- [2] Ren Zhi-An, Lu Wei, Yang Jie, Yi Wei, Shen Xiao-Li, Li Zheng-Cai, Che Guang-Can, Dong Xiao-Li, Sun Li-Ling, Zhou Fang and Zhao Zhong-Xian 2008 Chin. Phys. Lett. **25** 2215
- [3] Wen Hai-Hu, Mu Gang, Fang Lei, Yang Huan and Zhu Xiyu 2008 Europhys. Lett. **82** 17009
- [4] Rotter Marianne, Tegel Marcus, Schellenberg Inga, Hermes Wilfried, Pöttgen Rainer and Johrendt Dirk arXiv:cond-mat/0805.4021
- [5] Chen T Y, Tesanovic Z, Liu R H, Chen X H and Chien C L doi:10.1038/nature070801
- [6] Shan Lei, Wang Yonglei, Zhu Xiyu, Mu Gang, Fang Lei and Wen Hai-Hu arXiv:cond-mat/0803.2405
- [7] Grafe H-J, Paar D, Lang G, Curro N J, Behr G, Werner J, Hamann-Borrero J, Hess C, Leps N, Klingeler R and Buechner B arXiv:cond-mat/0805.2595
- [8] Mu Gang, Zhu Xi-Yu, Fang Lei, Shan Lei, Ren Cong and Wen Hai-Hu 2008 Chin. Phys. Lett. **25** 2221-2224
- [9] Ren Cong, Wang Zhao-Sheng, Yang Huan, Zhu Xiyu, Fang Lei, Mu Gang, Shan Lei and Wen Hai-Hu arXiv:cond-mat/0804.1726

*Angular dependence of resistivity in the superconducting state of NdFeAsO<sub>0.82</sub>F<sub>0.18</sub> single crystals*<sup>7</sup>

- [10] Dubroka A, Kim K W, Roessle M, Malik V K, Liu R H, Wu G, Chen X H and Bernhard C arXiv:cond-mat/0805.2415
- [11] Zhigadlo N D, Katrych S, Bukowski Z and Karpinski J arXiv:cond-mat/0806.0337
- [12] Fang L, Cheng P, Jia Y, Zhu X Y, Luo H Q, Mu G, Gu C Z and Wen Hai-Hu unpublished
- [13] Weyeneth S, Mosele U, Kohout S, Roos J, Keller H, Zhigadlo N D, Katrych S, Bukowski Z and Karpinski J arXiv:cond-mat/0806.1024
- [14] Jia Ying, Cheng Peng, Fang Lei, Luo Huiqian, Yang Huan, Ren Cong, Shan Lei, Gu Changzhi and Wen Hai-Hu arXiv:cond-mat/0806.0532
- [15] Cheng Peng, Yang Huan, Jia Ying, Fang Lei, Zhu Xiyu, Mu Gang and Wen Hai-Hu arXiv:cond-mat/0806.1668
- [16] Blatter G, Geshkenbein V B and Larkin A I 1992 Phys. Rev. Lett. **68** 875
- [17] Angst M and Puzniak R in Focus on Superconductivity, ed. B. P. Martines, Vol. **1** )Nova Science Publishers, New York, 2004) (pp. 1-49), arXiv:cond-mat/03050408
- [18] Cvetkovic Vladimir and Tesanovic Zlatko arXiv:cond-mat/0804.4678
- [19] Rydh A, Welp U, Koshelev A E, Kwok W K, Crabtree G W, Brusetti R, Lyard L, Klein T, Marcenat C, Kang B, Kim K H, Kim K H P, Lee H -S and Lee S -I 2004 Phys. Rev. B **70** 132503