

# Anomalous Coulomb drag in electron-hole bilayers

A.F. Croxall, K. Das Gupta,\* C.A. Nicoll, M. Thangaraj, H.E. Beere, I. Farrer, D.A. Ritchie, and M. Pepper  
*Cavendish Laboratory, University of Cambridge, J.J. Thomson Avenue, Cambridge CB3 0HE, UK.*

We report Coulomb drag measurements on independently contacted electron-hole bilayers in a GaAs-AlGaAs structure. The 2-dimensional electron and hole gases are separated by a 10 or 25nm AlGaAs barrier with very low interlayer leakage. At low temperatures ( $T < 1\text{K}$ , typically) the Coulomb drag shows two anomalous features that cannot be explained within the purview of a Fermi-liquid picture. First, as temperature is reduced, the drag on the hole layer shows an upturn, followed by a downturn and appears to saturate at a small but constant value. The upturn has been seen when the electron and hole densities are matched ( $n=p=7 \times 10^{10}\text{cm}^{-2}$ ) and also when they are very different ( $n=9 \times 10^{10}\text{cm}^{-2}$ ,  $p=4.8 \times 10^{11}\text{cm}^{-2}$ ). Second, the effect is often absent or very weakly present in the electron layer, even though the measurements are clearly within the linear response regime. While a low temperature upturn in the scattering rate and deviation from simple free particle type behaviour have been anticipated in these type of devices, it is surprising that the experimental results appear to contradict Onsager's reciprocity theorem applied to four terminal measurements of electrical resistance.

PACS numbers: 73.40.Kp, 73.43.Lp

Pairing between quasiparticles constituting a Fermi liquid system leads to some of the most interesting phenomena in solid-state physics, such as paired atoms in superfluid  $^3\text{He}$  and Cooper pairs of electrons in superconductors. The presence of electrons and holes in a semiconductor naturally leads to the possibility of binding like that in a hydrogen atom. The bosonic nature of these excitons follows, because they are paired states of spin- $\frac{1}{2}$  particles. The lifetime of these excitations is typically only of the order of nanoseconds, which can increase to a few microseconds if radiative recombination is prohibited. Such short lifetimes and the charge neutrality of these bound pairs place them outside the realm of transport measurements. Very short lifetimes may also inhibit the formation of thermodynamic phases like a Bose condensate[1]. Separating the electrons and holes spatially, with a thin barrier, would prevent recombination and lead to increased lifetimes. This was clearly recognised by the 1960s[2]. Early proposals[3] relied on semiconductor(n)-insulator-semiconductor(p) structures to achieve this. The advent of the GaAs/AlGaAs heterostructures in 1980s and subsequent development of closely spaced double quantum-well (DQW) structures in the 1990s led to the first realistic possibilities of making such a system. The Coulomb drag technique, in which a current passed through one layer induces an open circuit voltage in the other layer, is a direct measure of the interlayer Coulomb interaction. The effect[4, 5], analogous to momentum transfer between layers of a viscous fluid, was first experimentally demonstrated in GaAs-AlGaAs double electron quantum wells[6]. Subsequently an exciting series of theoretical predictions was made on the possibility of novel phases in electron-hole (EH) bilayers. A divergence of longitudinal Coulomb drag in zero magnetic field was predicted to occur at the onset of an excitonic condensation[7, 8]. More recently, a novel excitonic dipolar superfluid with a phase that couples to the gradient of

the vector potential[9] and a possible Josephson coupling between two reservoirs of such a superfluid through a weak link has also been conjectured[10]. The  $\nu=1$  bilayer state in  $2 \times 2\text{DEG}$  and  $2 \times 2\text{DHG}$  emulates a true electron-hole bilayer in certain ways. Experiments[11, 12, 13] on these systems showed a remarkable collapse of the Hall voltage, suggesting transport by charge neutral entities. A direct measurement of  $\sigma_{xx}$ , using Corbino-disk  $2 \times 2\text{DEGs}$  have shown similar results[14]. The fabrication of closely spaced and independently contacted electron-hole bilayers presents considerable difficulties compared to electron-electron and hole-hole bilayers. These are now well understood [15] and significant improvements have been made [15, 16, 17, 18] since the first reported device by Sivan *et al*[19]. Fabrication of electron hole bilayer devices where the barrier between electron and hole layers is similar to the excitonic Bohr radius of GaAs ( $\approx 12\text{nm}$ ) and measurement of Coulomb drag down to milliKelvin temperatures are now possible. We report data from four devices (see table I). Generalised schematics of these samples are shown in Fig 1. The details of the wafer design, growth, bandstructure and processing techniques used to fabricate these devices have been described earlier[15, 18]. We start with an inverted hole gas (2DHG) with little or no doping such that it can be backgated after the sample is thinned to about  $50 \mu\text{m}$ . Using the 2DHG as a gate we induce an electron gas (2DEG) above an AlGaAs barrier. The 2DEG forms only under an interlayer bias, slightly higher than the low-temperature bandgap of GaAs, 1.52V. The contact to the 2DEG must not penetrate the barrier to avoid leakage current between the two gases. This is achieved by using the negative Schottky barrier at an n+ InAs/metal interface[15], which requires no annealing. A near flatband condition must be maintained between the InAs/GaAs and the 2DEG for the mechanism to work. The electron density ( $n$ ) is fixed by the inter-

layer bias ( $V_{eh}$ ) only. The hole density ( $p$ ) is a function of  $V_{eh}$  and the backgate voltage ( $V_{bg}$ ). By measuring  $n$  and  $p$  at different  $V_{eh}$  but fixed  $V_{bg}$ , we can measure the capacitance between the two layers, thus obtaining a quantitative measure of the interlayer separation ( $d$ ). For the 25nm barrier devices reported here,  $d \approx 37\text{nm}$  and for the 10nm barrier device  $d \approx 25\text{nm}$ .

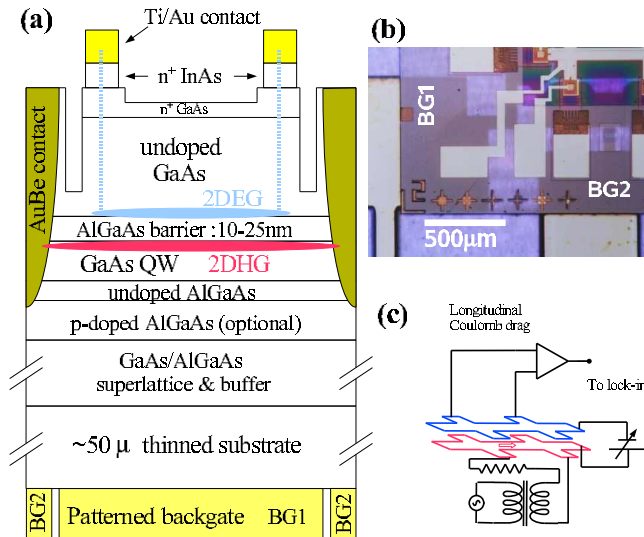


FIG. 1: (Color online) (a) Generalised schematic of the devices. The p-doping and hole QW width vary between devices. (b) Photograph of the sample showing the alignment of the backgates. (c) Schematic of the circuit for Coulomb drag measurements. The backgate and the topgate are not shown for clarity.

Device A (wafer #A4142) was completely undoped. Electrons and holes were induced using a combination of interlayer bias and a backgate. Data reported here were taken at matched densities ( $n=p$ ) of  $7 \times 10^{10}\text{cm}^{-2}$  and  $1 \times 10^{11}\text{cm}^{-2}$  in the temperature range 30mK-3K. Device B (wafer #A4005) and D (wafer #A4268) were lightly C-doped to produce an inverted hole gas without bias and had backgates allowing independent tuning of the hole and electron densities. Device C (wafer #A3524) was heavily Be-doped to produce a high density inverted 2DHG. This sample had no backgate and the densities could not be tuned independently. Device D had a 10nm barrier. Measurements on device B, C & D were made in the range 300mK-6K, in a different cryostat. The observation of similar behaviour in four devices, despite considerable variation in doping, barrier width, composition, density range, QW dimensions and backgate design, strongly suggests that the low temperature anomaly reported here is intrinsic to electron-hole bilayers. We emphasize that the upturn is only seen in devices with very low barrier leakage - typically  $I_{leak} < 50\text{pA}$  over a Hall bar approximately  $600\mu\text{m} \times 60\mu\text{m}$  in dimension at an interlayer bias of  $\sim 1.6\text{V}$ .

Fig 2 shows a measurement of Coulomb drag on de-

TABLE I: Summary of the device parameters. Devices A,B & C have a 25nm  $\text{Al}_{0.3}\text{Ga}_{0.7}\text{As}$  barrier and D has a 10nm  $\text{Al}_{0.9}\text{Ga}_{0.1}\text{As}$  barrier. The doped devices have a 20nm undoped spacer.

device wafer ID	p-doping	QW width	barrier	matched densities possible
A [A4142]	undoped	20nm	25nm	Yes
B [A4005]	$1 \times 10^{17}\text{cm}^{-3}$ $\times 40\text{nm}$ (Carbon)	40nm	25nm	No
C [A3524]	$2 \times 10^{18}\text{cm}^{-3}$ $\times 40\text{nm}$ (Beryllium)	40nm	25nm	No
D [A4268]	$5 \times 10^{16}\text{cm}^{-3}$ $\times 40\text{nm}$ (Carbon)	20nm	10nm	Yes

vice A. The drag voltage was measured in two ways, by sending current through the electrons and measuring the open-circuit voltage across the holes ( $\rho_{D,h} = V_h/I_e$ ) or by sending the current through the holes and measuring the voltage across the electrons ( $\rho_{D,e} = V_e/I_h$ ). For a four-terminal measurement this is equivalent to interchanging the current and voltage probes. As long as the current is low enough such that the system is in the linear response regime, thermodynamic arguments[20] predict these two measurements must agree. In our data this is well satisfied above  $T \sim 1\text{K}$  and  $\rho_D$  increases with temperature, approximately following a power law ( $\rho_D \sim T^2$ ). The origin of this  $T^2$  behaviour at low temperatures is well known[21]. A finite drag resistivity, at  $T = 0$ , has been predicted for a paired electron-hole superfluid [7] and an incompressible paired Quantum Hall state, with the temperature dependence (near  $T=0$ ) determined by disorder ( $k_F l$ ) and not only the available phase space.[22] Below  $T \sim 1\text{K}$ ,  $\rho_{D,h}$  starts increasing, passes through a maxima, a downturn and finally appears to settle at a negative constant value. The initial upturn can be qualitatively explained if a small fraction of the particles enter into a paired state and has been anticipated [7, 8]. If the scattering rate is calculated using the Born approximation, the matrix element will not distinguish an attractive interaction from a repulsive one, the reason is that the square of the interlayer screened Coulomb potential enters into the calculation. Using this model any emergence of binding or pairing that may lead to a qualitative change in the matrix element for the interlayer scattering rate, would not be correctly accounted for[8]. However there are two rather surprising aspects of our data. First, the upturn appears to be followed by a downturn, and second the effect is absent when the current is driven through the hole layer. Fig 2b shows that the system continues to be in the linear response regime throughout the temperature range where the upturn, downturn and the sign reversal are observed. Also the effect is free from any thermal hysteresis or slow drifts with time - the data of Fig 2 represented by the red triangles and blue

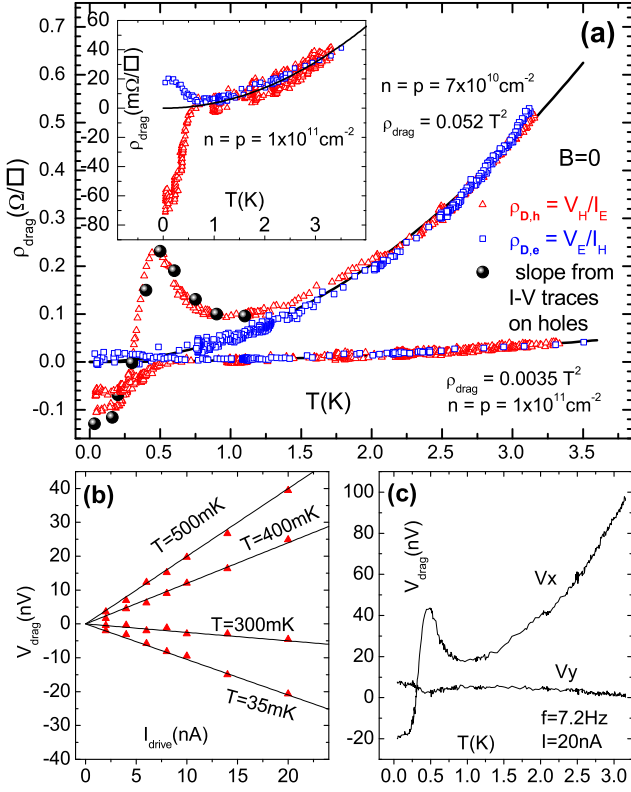


FIG. 2: (Color online) (a) Data from device A. The drive current was 20nA, 7Hz for all the traces. The mobilities of the electron and hole layers were  $\mu_e = 6.8 \times 10^5 \text{ cm}^2 \text{ V}^{-1} \text{ s}^{-1}$  and  $\mu_h = 3.3 \times 10^5 \text{ cm}^2 \text{ V}^{-1} \text{ s}^{-1}$  at  $n=p=7 \times 10^{10} \text{ cm}^{-2}$ . The solid black lines are best-fits to a  $T^2$  behaviour. The inset shows an expanded view of the lower trace at  $n=p=1.0 \times 10^{11} \text{ cm}^{-2}$ . The mobilities were  $\mu_e = 1.0 \times 10^6 \text{ cm}^2 \text{ V}^{-1} \text{ s}^{-1}$  and  $\mu_h = 4.1 \times 10^5 \text{ cm}^2 \text{ V}^{-1} \text{ s}^{-1}$ . (b) Raw data showing the linearity of the measured drag voltage with drive current and (c) relatively flat behaviour of the out of phase component ( $V_y$ ) when the in-phase ( $V_x$ ) component goes through an upturn and sign reversal.

squares was collected while the temperature was decreasing, the data points represented by large black dots were collected while the device was being warmed up. The out of phase component of the drag voltage remained almost constant (except for a slight minima around 0.4K) throughout the temperature range investigated. Data from devices B & C (measured down to 300mK) show a similar upturn (see Fig 3). The presence of this feature over a wide range of densities from matched to strongly unmatched, suggests that equal densities may not be an absolutely necessary condition to observe this feature. We have verified by interchanging the biasing point from one end of the hall bar to another, that leakage errors ( $V_{\text{error}} \approx I_{\text{leak}} R_{\text{single layer}}$ ) do not change the measured values of drag significantly. The low temperature upturn cannot be explained by spurious contribution to Coulomb drag from the leakage current flowing in the hole layer, because the single layer resistance of the holes does not

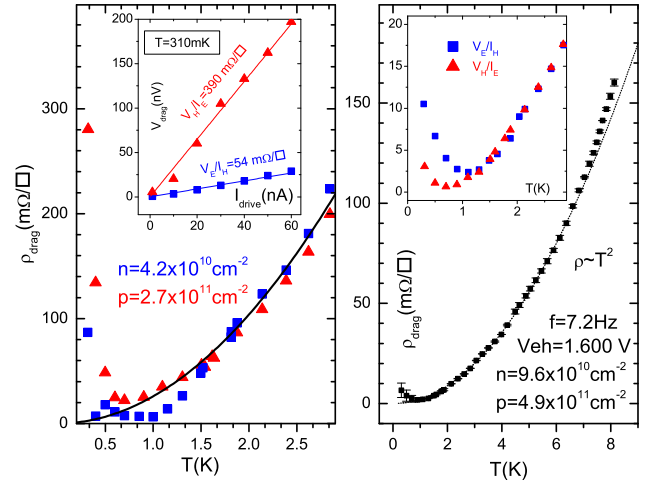


FIG. 3: (Color online) (Left) Data from device B. The inset shows that even though the drag voltage measured in two different ways disagree at lower temperatures, they are both individually linear with the drive currents flowing in the other layer. (Right) Data from device C. In the main figure, the error bars represent the difference of the drag voltage measured by interchanging the drag and drive layers. The inset shows the expanded view of the low temperature part where the upturn is seen.

change substantially in the temperature range where the upturn is observed. Devices with high leakage (due to defects in the barrier, etc.) do not show this feature. Measurements using currents as low as 2nA (see Fig2b) did not show any difference in  $\rho_D$ . Straight line fits do not show any offset that might suggest the presence of rectified noise in the system. If indeed a critical current exists, (as may happen for a pinned lattice or a Wigner crystal state) below which the layers behave symmetrically, it appears to be extremely small. We have not observed any distinct sign of this anomaly in single layer transport measurements in zero or low magnetic fields. This is consistent with the fact that  $\rho_D$  still forms a very small fraction of the single layer resistivities of the layer, since  $\rho_{e,h} \sim 100 \Omega/\square$ , and  $\rho_D < 1 \Omega/\square$ . We have not observed any feature that could be interpreted as a signature of pairing in Hall traces at low magnetic field. Coulomb drag measurements on 2x2DEGs in a magnetic field have been reported by several authors[24, 25, 26, 27, 28]. At large filling factors (*i.e.* low magnetic fields), it is found that if the deviation from half filling (of the highest Landau level) is opposite in the drive and drag layers, then  $\rho_D$  is negative (electron-hole like) at low temperatures. However at higher temperatures, when  $k_B T$  becomes larger than disorder broadening of the levels,  $\rho_D$  turns positive again. The temperature above which negative drag is no longer observed is consistent with experimental values of disorder broadening of the Landau levels in a sample, ( $\sim 1 \text{ K}$  in high mobility samples, estimated from the quantum scattering times,  $T \sim \hbar/k_B \tau$ ). It has

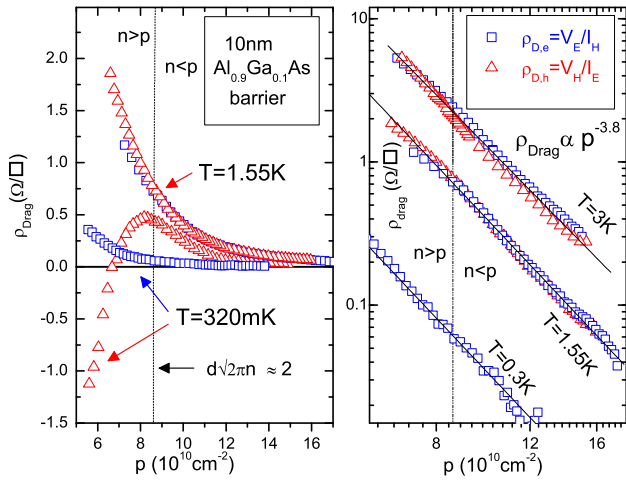


FIG. 4: (Color online) Data from device D, with a 10nm  $\text{Al}_{0.9}\text{Ga}_{0.1}\text{As}$  barrier. The dotted vertical line in both panels denote the point where  $n = p$ . At this density, considering an effective peak-to-peak separation of  $d = 25\text{nm}$ , we get  $d/l \approx 2$ , with  $l = 1/\sqrt{(2\pi n)}$ . The red triangles denote drag measured on the holes ( $\rho_{D,h}$ ), the blue squares denote drag measured on electrons ( $\rho_{D,e}$ ). The data at  $T=1.55\text{K}$  is repeated on both panels for comparison.

also been emphasized that the excitations near the Fermi surface must not have particle-hole symmetry for  $\rho_D$  to be non-zero[24, 28]. If the Fermi-level in any one layer lies exactly at the centre of a spin-resolved Landau level, then that level would acquire this symmetry and its contribution to drag would diminish. As the Fermi energy passes through successive levels, a complex sequence of positive, zero and negative drag can result. The data shown in Fig2, has a strong resemblance to that reported in [28] for  $\nu = 7.5, 9.5$  etc. This similarity is unexpected, because all our data is taken at  $B = 0$ . Without a mechanism of generating discrete levels (like Landau levels) the concept of disorder broadening cannot be applied. In 2DEGs and 2DHGs, one expects continuous  $E(k)$  dispersion, and unless a gap appears, level-broadening is not meaningful. It is possible to speculate about the appearance of a gap in a coupled 2DEG-2DHG system due to pairing or localization, but we refrain from doing so at this point, because it is not clear to us, why energy gaps would lead to the reciprocity relations being violated. Rather we verify that that  $\rho_{D,h}$  has an even more prominent change in sign in a sample with a thinner, 10nm  $\text{Al}_{0.9}\text{Ga}_{0.1}\text{As}$  barrier (sample D, Fig4). The right panel shows that a power law  $\rho_{drag} \propto p^{-3.8}$  holds for the entire temperature range (0.3-3K) studied. The traces taken at  $T=3\text{K}, 1.5\text{K}$  show that  $\rho_{D,h}$  and  $\rho_{D,e}$  agree very well. Similarly, if we keep the the hole density constant, we get  $\rho_{drag} \propto n^{-0.5}$  (data not shown). The data clearly shows that if we consider only  $\rho_{D,e}$  then even at  $T=0.3\text{K}$ , the  $n = p$  condition does not appear to be special. On

the other hand, as observed in other devices,  $\rho_{D,h}$  shows a strong deviation from a simple power law at  $T \sim 1\text{K}$  and turns negative at low densities and temperatures.

In laterally coupled one dimensional channels - a negative drag has been observed and was attributed to a Wigner crystal like state in the “drag wire” but a normal particle-like state in the “drive wire”[29]. However this situation too requires magnetic fields greater than  $\sim 1$  Tesla.

In conclusion, we have fabricated electron-hole bilayer devices which make a transport based study of excitonic phases down to millikelvin temperature ranges possible. We show that the interlayer scattering rate in these bilayers exhibits some anomalous features over a wide density range. While the origin of these features is uncertain, our experimental data is distinctly in the linear response regime and as such the disagreement with the reciprocity theorem [20], may point to a robust aspect of the bilayer ground state.

*Acknowledgements.* We thank K. Muraki for useful suggestions. The work was funded by EPSRC, UK. MT acknowledges support from the Gates Cambridge Trust. *Note.* Some observations similar to ours by the authors of ref[17] have been referred to in condmat-arXiv:0804.3311.

\* Electronic address: kd241@cam.ac.uk

- [1] P.B. Littlewood and Xuejun Zhu, *Physica Scripta* **T68**, 56 ,(1996)
- [2] J.M. Blatt, K.W. Boer and W. Brandt. *Phys. Rev.* **126**, 1691 (1962). L.V. Keldysh and Y.V. KopaeV, *Sov. Phys. Solid State* **6**, 2219 (1965)
- [3] Y.E. Lozovik and V. I. Yudson, *Sov. Phys. J.E.T.P.* **44**, 389 (1976)
- [4] P.J. Price, *Physica* **117B**, 750 (1983)
- [5] M.B. Pogrebinsky, *Sov. Phys. Semiconductors*, **11**, 372 (1977)
- [6] T.J. Gramila, J.P. Eisenstein, A.H. MacDonald, L.N. Pfeiffer, and K.W. West, *Phys. Rev. Lett.* **66**, 1216 (1991)
- [7] G. Vignale and A.H. MacDonald, *Phys. Rev. Lett.*, **76**, 2786 (1996)
- [8] B. Y.-K. Hu, *Phys. Rev. Lett.*, **85**, 820 (2000)
- [9] A.V. Balatsky, Y.N. Joglekar and P.B. Littlewood, *Phys. Rev. Lett.* **93**, 266801 (2004)
- [10] Y.N. Joglekar, A.V. Balatsky and M.P. Lilly, *Phys. Rev. B* **72**, 205313 (2005)
- [11] J.P. Eisenstein and A.H. MacDonald, *Nature* **432**, 691 (2004)
- [12] M. Kellogg, J.P. Eisenstein, L.N. Pfeiffer and K.W. West, *Phys. Rev. Lett.*, **93**, 36801 (2004)
- [13] E. Tutuc, M. Shayegan and D.A. Huse, *Phys. Rev. Lett.*, **93**, 36802 (2004)
- [14] L. Tiemann *et al*, *Phys. Rev. B*, **77**, 033306 (2008)
- [15] J.A. Keogh, K. Das Gupta, H.E. Beere, D.A. Ritchie and M. Pepper, *Appl. Phys. Lett.* **87**, 202104 (2005)
- [16] M. Pohl *et al*, *Appl. Phys. Lett.* **80**, 2105 (2002)
- [17] J.A. Seamons, D.R. Tibbett, J.L. Reno, and M.P. Lilly, *Appl. Phys. Lett.* **90**, 052103 (2007)
- [18] A.F. Croxall *et al*. condmat-arXiv:0807.0117.

- [19] U. Sivan, P.M. Solomon and H. Shtrikman, *Phys. Rev. Lett.* **68**, 1196 (1992)
- [20] H.B.G. Casimir, *Rev. Mod. Phys.* **17** 343 (1945)
- [21] A.P. Jauho and H. Smith, *Phys. Rev. B* **47** 4420 (1993)
- [22] F. Zhou and Y.B. Kim, *Phys. Rev. B*, **59**, R7825 (1999)  
Y. B. Kim, C. Nayak, E. Demler, N. Read, and S. Das Sarma *Phys. Rev. B* **63**, 205315 (2001)
- [23] M.C. Bønsager, K. Flensberg, B.Y.-K Hu, A.H. MacDonald, *Phys. Rev. B* **57**, 7085 (1998)
- [24] X.G. Feng *et al*, *Phys. Rev. Lett.* **81** 3219 (1998)
- [25] M.P. Lilly, J.P. Eisenstein, L.N. Pfeiffer and K.W. West *Phys. Rev. Lett.* **80** 1714 (1998)
- [26] J.G.S. Lok, *et al.*, *Phys. Rev. B* **63** 041305(R) (2001)
- [27] N.P.R. Hill *et al*, *Physica B (Amsterdam)* **249B** 868 (1998)
- [28] K.J. Muraki *et al*, *Phys. Rev. Lett.* **92** 246801 (2004)
- [29] M. Yamamoto *et al Science* **313**, 204 (2006)