

Lower Bounds for Optimal Alignments of Binary Sequences

Cynthia Vinzant

Department of Mathematics, University of California, Berkeley 94720

Abstract

In parametric sequence alignment, optimal alignments of two sequences are computed as a function of the penalties for mismatches and spaces, producing many different optimal alignments. Here we give a $3/(2^{7/3}\pi^{2/3})n^{2/3} + O(n^{1/3}\log n)$ lower bound on the maximum number of distinct optimal alignment summaries of length n binary sequences. This shows that the upper bound given by Gusfield et. al. is tight over all alphabets, thereby disproving the “ \sqrt{n} conjecture”. Thus the maximum number of distinct optimal alignment summaries (i.e. vertices of the alignment polytope) over all pairs of length n sequences is $\Theta(n^{2/3})$.

Key words: sequence alignment, parametric analysis, computational biology

1 Introduction and Notation

Finding optimal alignments of DNA or amino acid sequences is often used in biology to measure sequence similarity (homology) and determine evolutionary history. For a review of many problems relating to sequence alignment, see [5] and [8]. Here we deal with the question of how many different alignment summaries can be considered optimal for a given pair of sequences (though many different alignments may correspond to the same alignment summary).

Given sequences S, T , an *alignment* Γ is a pair (S', T') formed by inserting spaces, “—”, into S and T . In each position, there is a *match*, in which S' and T' have the same characters, a *mismatch*, in which they have different characters, or a space in one of the sequences. Then for any alignment, we have an *alignment summary* (w, x, y) , where w is the number of matches, x is the number of mismatches, and y is the number of spaces in one of the

Email address: cvinzant@math.berkeley.edu (Cynthia Vinzant).

sequences. Notice that $n = w + x + y$, where n is the length of both sequences. Given a pair of sequences, the convex hull of all such points (w, x, y) is called their *alignment polytope*.

We can score alignments by weighting each component. Since we have $w + x + y = n$, we can normalize so that the weight of w is 1, the weight of x is $-\alpha$ and the weight of y is $-\beta$. Then

$$\text{score}_{(\alpha, \beta)}(w, x, y) = w - \alpha x - \beta y.$$

A sequence is *optimal* if it maximizes this score. For biological relevance, we will only consider non-negative α and β , which penalizes mismatches and spaces. It is also possible to weight other parameters, such as *gaps* (consecutive spaces) or mismatches between certain subsets of characters. Here we will consider only the two parameter model described above.

Example 1 For the sequences 111000 and 010110, we have an alignment

$$\begin{array}{ccccccccc} & - & 1 & - & 1 & 1 & 0 & 0 & 0 \\ 0 & 1 & 0 & 1 & 1 & 1 & - & - & \end{array}$$

which has 3 matches, 1 mismatch, and 2 spaces. So for a given α and β the score of this alignment would be $3 - \alpha - 2\beta$.

Any value of α and β will give an optimal alignment. Given α and β , we can use the Needleman-Wunsch algorithm to effectively compute optimal alignments [6] (for a review, see [8, Ch. 2, 7]). Unfortunately, different choices for α, β give different optimal alignments, leaving the problem of which weights to use. To resolve this, Waterman, Eggert, and Lander proposed *parametric alignment*, in which the weights α, β are viewed as parameters rather than constants [9]. Since alignments are discrete, this creates a partition of the (α, β) plane into *optimality regions*, so that for each region R , there is an alignment that is optimal for all the points on its interior and R is maximal with this property [4]. Each optimality region is a convex cone in the plane [4], [8, Ch. 8]. Notice that because our scoring function is linear, the vertices of the alignment polytope are our optimal alignment summaries. Also, if we let P_{xy} be the convex hull of all (x, y) occurring in alignment summaries, then

$$\text{score}_{(\alpha, \beta)} = w - \alpha x - \beta y = n - (\alpha + 1)x - (\beta + 1)y,$$

since $n = w + x + y$. Thus the vertices of P_{xy} will be those that minimize $(x, y) \cdot (\alpha + 1, \beta + 1)$ for some (α, β) , thus maximizing $\text{score}_{(\alpha, \beta)}$ and corresponding to optimal alignments [8]. From this we can see that the decomposition of the (α, β) plane into optimality regions can be obtained by shifting the normal fan of P_{xy} by $(-1, -1)$ [8, Ch. 8]. The goal of parametric alignment is to find all these optimality regions with their corresponding optimal alignments.

The Needleman-Wunsch algorithm is also an effective method of computing the alignment polytope of sequences (and thus optimal alignments and the decomposition of the (α, β) plane) [8].

Gusfield et. al. showed that for two sequences of length n , the number of optimality regions of the (α, β) plane (equivalently the number of vertices in their alignment polytope) is $O(n^{2/3})$ [4]. Indeed for larger dimensional models (say with d free parameters), this bound was extended to $O(n^{d-(1/3)})$ by Fernández-Baca et. al. [3] and improved to $O(n^{d(d-1)/(d+1)})$ by Pachter and Sturmfels [7]. For $d = 2$, Fernández-Baca et. al. refined this bound to $3(n/2\pi)^{2/3} + O(n^{1/3} \log(n))$ and showed it to be tight over an infinite alphabet [2]. They also provide a lower bound of $\Omega(\sqrt{n})$ over a binary alphabet. Using randomly-generated sequences, Fernández-Baca et. al. observed that the average number of optimality regions closely approximates \sqrt{n} . This led them to conjecture that, over a finite alphabet, the expected number of optimality regions is $\Theta(\sqrt{n})$ [2]. The question remained of whether or not the upper bound of Gusfield et. al. was tight over a finite alphabet. For a discussion, see [8, Ch. 8], which conjectures that the maximum number of optimality regions induced by any pair of length- n binary strings is $\Theta(\sqrt{n})$ [8]. Here we construct a counterexample to this conjecture, which together with the above upper bounds shows it instead to be $\Theta(n^{2/3})$. Our main theorem is that Gusfield’s bound is tight for binary strings.

Theorem 2 (Main Theorem) *The maximum number of optimality regions induced by binary strings of length n is $\Theta(n^{2/3})$.*

Ideally, sequences would have few optimal alignments, making the “best” one more apparent. While this result may not tell us about the expected number of optimal alignments (or be biologically relevant), it does provide a worst case scenario for sequence alignment and show that the bound from [4] cannot be improved. Luckily, the bound is still sublinear. Indeed parametric sequence alignment can be practical and has been achieved for whole genomes [1]. This paper is mainly motivated by [2], [4], and [8]. We largely follow their notation and presentation.

2 Decomposing the (α, β) plane

2.1 Alignment Graphs

We can represent every alignment of two length- n sequences as a path through their *alignment graph*. The graph can be thought of as an $(n+1) \times (n+1)$ grid, with rows and columns numbered consecutively from top to bottom (left to

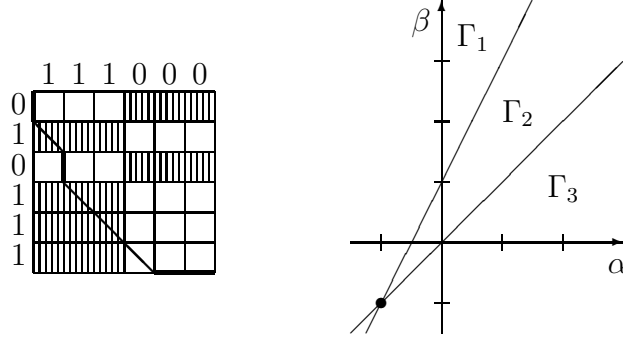


Fig. 1. **(Left)**: Above is the path corresponding to the alignment of 111000 and 010111 given in example 1, $(-1-11000, 010111- -)$. The shaded regions denote possible matches.

(Right): Here are the optimality regions of the (α, β) plane induced by the sequences 111000 and 010111. The alignments optimized in each region are $\Gamma_1 = (111000, 010111)$, $\Gamma_2 = (-1-11000, 010111- -)$, and $\Gamma_3 = (-1-11-000, 010111- - -)$.

right), from 0 to n [2]. An *alignment path* is a path on these vertices, starting at $(0, 0)$, ending at (n, n) , and only moving down, right or diagonally down and to the right. Each path corresponds to a unique alignment. In this path, a move down (or left) corresponds to a space in the first (or second) sequence, and a diagonal move corresponds to a match or mismatch (depending on the characters). See Figure 2.1 for the alignment graph of our above example alignment.

2.2 Optimality regions

Gusfield et. al. observed that the boundaries between optimality regions in the (α, β) plane must be lines passing through the point $(-1, -1)$.

Lemma 3 (Gusfield et. al., [4]) *All optimality regions on the (α, β) plane are semi-infinite cones, and are delimited by lines of the form $\beta = c + (c+1)\alpha$ for some constant c .*

In general, a boundary between two optimality regions consists of the (α, β) for which the optimal sequences from each region have equal, optimal scores. Since

$$\text{score}_{(-1, -1)}(w, x, y) = w + x + y \equiv n,$$

for every w, x, y , each such line (specifically these boundary lines) must pass through the point $(-1, -1)$. They also note that all of these boundary lines must intersect the non-negative β -axis because none of them cross the positive

α -axis [4]. This comes from observing that in any alignment, we can change a mismatch to a space (in each sequence) without affecting the number of matches. Thus all along the line $\beta = 0$, the optimal alignment will have the maximum number of matches possible, without regard to spaces (since those are not penalized). So no boundary line can separate the nonnegative α -axis into distinct optimality regions. Since all boundary lines must pass through the point $(-1, -1)$ and cannot intersect the positive α -axis, we indeed have that

Lemma 4 (Gusfield et. al., [4]) *Each of the optimality regions must have nontrivial intersection with the non-negative β -axis. That is, for any path Γ that is optimized by some (α, β) , there must be some β' so that Γ is optimized by $(0, \beta')$.*

This allows us to restrict our attention to optimality regions on the β -axis. Then boundary regions are just points, $(0, \beta)$, for which consecutive optimal alignments have optimal $score_{(0, \beta)}$. Note that alignments with summaries (w_1, x_1, y_1) and (w_2, x_2, y_2) will have equal $score_{(0, \beta)}$ when

$$w_1 - \beta y_1 = w_2 - \beta y_2,$$

meaning that

$$\beta = \frac{\Delta w}{\Delta y} := \frac{w_2 - w_1}{y_2 - y_1}.$$

In order to find different optimality regions, we will find distinct $\frac{\Delta w}{\Delta y}$ forming boundary points on the β -axis.

3 The Lower Bound

For each $2 \leq r$, define F_r as

$$F_r := \left\{ \frac{a}{b} \leq 1 : \frac{a}{b} \text{ is reduced and } a + b = r \right\}.$$

Since a/b is reduced and $a + b = r$, a and b must be relatively prime to r . Then each number relatively prime to r will show up exactly once (in either the numerator or the denominator), so $|F_r| = \phi(r)/2$ for $r > 2$ where ϕ is the Euler totient function, and $|F_2| = |\{1/1\}| = 1$.

Let

$$\mathcal{F}_q = \bigcup_{r=2}^q F_r,$$

giving us $|\mathcal{F}_q| = \frac{1}{2} \sum_{r=3}^q \phi(r) + 1$.

Fixing q , let $a_1/b_1 < a_2/b_2 < \dots < a_m/b_m = 1$ be the elements of \mathcal{F}_q . We're going to construct two sequences of length $n = 4 \sum_k b_k$, $S = s_1 s_2 \dots s_n$ and $T = t_1 t_2 \dots t_n$. Since $b_k < a_k + b_k$, this gives us

$$n = 4 \sum_{k=1}^m b_k < 4 \sum_{k=1}^m (a_k + b_k) = 4 \sum_{r=2}^s r |F_r| = 2 \sum_{r=2}^s r \phi(r).$$

3.1 The Sequences

Let's construct the first sequence, S . To start, let the first $b_1 + a_1$ elements of S be 0, followed by $b_1 - a_1$ 1's. Then repeat for $k > 1$ (i.e. next place $b_2 + a_2$ 0's followed by $b_2 - a_2$ 1's). Notice that for each $a_k/b_k \in \mathcal{F}_q$, we use $(b_k + a_k) + (b_k - a_k) = 2b_k$ places. To get the second half of the sequence, take the reverse complement of the first half (reflecting it and switching all the 1's and 0's). So

$$S = 0^{b_1+a_1} 1^{b_1-a_1} 0^{b_2+a_2} \dots 0^{b_m+a_m} 1^{b_m-a_m} 0^{b_m-a_m} 1^{b_m+a_m} \dots 0^{b_1-a_1} 1^{b_1+a_1}.$$

More formally, define

$$i(r) = \sum_{k=1}^r 2b_k \quad \text{and} \quad j(r) = \sum_{k=r}^m 2b_k.$$

(So $n = 2i(m) = 2j(1)$). Then

$$s_{i(r-1)+k} = \begin{cases} 0 & \text{for } 1 \leq k \leq b_r + a_r \\ 1 & \text{for } b_r + a_r + 1 \leq k \leq 2b_r \end{cases}$$

and

$$s_{\frac{n}{2}+j(r+1)+k} = \begin{cases} 0 & \text{for } 1 \leq k \leq b_r - a_r \\ 1 & \text{for } b_r - a_r + 1 \leq k \leq 2b_r. \end{cases}$$

The second sequence, T , will just be $n/2$ 1's followed by $n/2$ 0's, that is,

$$t_k = \begin{cases} 1 & \text{for } 1 \leq k \leq n/2 \\ 0 & \text{for } n/2 + 1 \leq k \leq n. \end{cases}$$

Example 5 For $q = 4$, $\mathcal{F}_4 = \{1/3, 1/2, 1/1\}$. Then $n = 4(3 + 2 + 1) = 24$. Our sequences are

$$S = 000011000100 \ 110111001111$$




Fig. 2. The alignment graph for $\Gamma_4, \Gamma_3, \Gamma_2, \Gamma_1$ (top to bottom) from the example above. The shaded regions denote possible matches. Note that for $q = 4$, $m = |\mathcal{F}_4| = 3$.

$$T = 111111111111 000000000000$$

3.2 The Alignment Paths

We are going to construct $m + 1$ alignment paths, $\Gamma_{m+1}, \Gamma_m, \dots, \Gamma_1$. Let Γ_{m+1} be the path along the main diagonal (corresponding to the alignment with no spaces). To get Γ_r , align the first $j(r) = \sum_{k=r}^m 2b_k$ 0's of S with spaces and align its remaining elements without spaces, ending by aligning the last $j(r)$ 0's of T with spaces.

Note that because there are $n/2$ 1's in both S and T , we'll have enough room to do this. In fact, in the last alignment, Γ_1 , all the 1's of S will be matched with all the 1's of T . See Figure 3.2 for the graphs of the optimal alignments of our example.

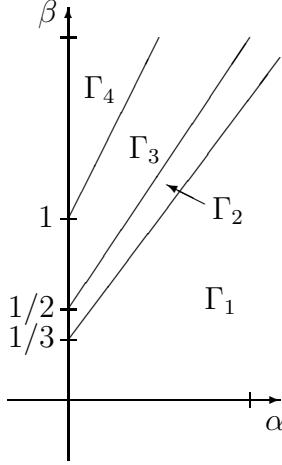


Fig. 3. Here is the decomposition of the (α, β) plane given by the sequences in Example 5. Each optimality region is labeled with the alignment path Γ_r that it optimizes.

3.3 Alignment Scores

Let w_r^1 denote the number of matching 1's in Γ_r and similarly w_r^0 denote the number of matching 0's in Γ_r , with w_r being the total number of matches. Note that

$$w_r^1 - w_{r+1}^1 = b_r + a_r \quad \text{and} \quad w_r^0 - w_{r+1}^0 = -(b_r - a_r).$$

Since $w_r = w_r^1 + w_r^0$, we have that

$$w_r - w_{r+1} = (b_r + a_r) - (b_r - a_r) = 2a_r.$$

Let y_r denote the number of spaces in Γ_r (which equals $j(r)$). Then

$$y_r - y_{r+1} = j(r) - j(r+1) = 2b_r.$$

Putting these together, we get that for every r ,

$$\frac{\Delta w_r}{\Delta y_r} := \frac{w_r - w_{r+1}}{y_r - y_{r+1}} = \frac{a_r}{b_r}. \quad (1)$$

3.4 Optimality

We need to show that each of these paths is optimal for distinct optimality regions, which will be accomplished by the next two lemmata.

Lemma 6 *Let Γ be any alignment of S and T . Then for any $\beta \geq 0$, there is some Γ_r so that $\text{score}_{(0,\beta)}(\Gamma_r) \geq \text{score}_{(0,\beta)}(\Gamma)$.*

PROOF. Say that Γ has alignment path σ and alignment summary (w, x, y) . Let the coordinates of the alignment graph be (t, s) , with $(0, 0)$ starting in the upper left corner. Say that $(n/2, n/2 + k)$ is the first time σ meets the vertical line $t = n/2$.

Because of the symmetry of our sequences, we can take k to be nonnegative (meaning that σ hits the line $t = n/2$ below or at $s = n/2$). If σ has $k < 0$, we can rotate our picture 180° to get another alignment path with the same summary and $k \geq 0$.

So suppose $k \geq 0$ and take r so that $j(r+1) < k \leq j(r)$.

(Case 1: $k - j(r+1) \leq b_r - a_r$).

Since there are only w_{r+1}^1 1's above $s = n/2 + k$, we have $w^1 \leq w_{r+1}^1$. Similarly, there are at most w_{r+1}^0 0's below $s = n/2 + k$, so $w^0 \leq w_{r+1}^0$. Furthermore, by going through the point $(n/2, n/2 + k)$, σ must have at least k spaces, so $y \geq k \geq j(r+1) = y_{r+1}$. Putting these together gives that for any $\beta \geq 0$,

$$\text{score}_{(0,\beta)}(\Gamma_{r+1}) - \text{score}_{(0,\beta)}(\Gamma) = (w_{r+1} - w) - \beta(y_{r+1} - y) \geq 0.$$

Intuitively, Γ can have at most as many matches and must have at least as many spaces as Γ_{r+1} , and thus cannot have a higher score.

(Case 2: $k - j(r+1) > b_r - a_r$ and $\beta \leq 1$)

There are w_r^0 0's in S below $s = n/2 + k$, so we have $w^0 \leq w_r^0$. In addition to the w_{r+1}^1 1's in S above $s = n/2 + j(r+1)$, there are another $k - j(r) + (b_r + a_r)$ 1's in S between $s = n/2 + j(r+1)$ and $s = n/2 + k$. So

$$w^1 \leq w_{r+1}^1 + k - j(r) + (b_r + a_r) = w_r^1 + k - j(r),$$

since $w_{r+1}^1 + (b_r + a_r) = w_r^1$. Thus

$$w = w^0 + w^1 \leq w_r^0 + w_r^1 + k - j(r) = w_r + k - j(r). \quad (2)$$

As in case 1, we have that $y \geq k$, so

$$\begin{aligned} \text{score}_{(0,\beta)}(\Gamma_r) - \text{score}_{(0,\beta)}(\Gamma) &= (w_r - w) - \beta(y_r - y) \\ &\geq (j(r) - k) - \beta(j(r) - k) && \text{(by (2))} \\ &\geq 0 && \text{(as } \beta \leq 1) \end{aligned}$$

(Case 3: $k - j(r + 1) > b_r - a_r$ and $\beta > 1$)

We'll show that $\text{score}_{(0,\beta)}(\Gamma_{m+1}) \geq \text{score}_{(0,\beta)}(\Gamma)$. Remember that Γ_{m+1} is the alignment with no spaces ($y_{m+1} = 0$), corresponding to the main diagonal of the alignment graph. Note for any r ,

$$w_r = w_{m+1} + \sum_{k=r}^m 2a_k, \quad (3)$$

so using equation (2) from case 2, we get

$$w_{m+1} - w \geq j(r) - k - \sum_{k=r}^m 2a_k.$$

As in previous cases, $y \geq k$. Then,

$$\begin{aligned} \text{score}_{(0,\beta)}(\Gamma_{m+1}) - \text{score}_{(0,\beta)}(\Gamma) &= (w_{m+1} - w) - \beta(y_{m+1} - y) \\ &\geq j(r) - k - \sum_{k=r}^m 2a_k + \beta k \quad (\text{by (3)}) \\ &\geq j(r) - \sum_{k=r}^m 2a_k \quad (\text{as } \beta > 1) \\ &= \sum_{k=r}^m 2b_k - \sum_{k=r}^m 2a_k \\ &\geq 0. \end{aligned}$$

Lemma 6 tells us that any optimality region has one of the Γ_r as an optimal alignment. Now we need to check that each $\text{score}_{(0,\beta)}(\Gamma_r)$ is optimized by a different region. To see this, we use equation (1) and following lemma.

Lemma 7 (Fernández-Baca, et. al., [2]) *Let $\Gamma_1, \Gamma_2, \dots, \Gamma_q$ be paths in the alignment graph. Assume $\text{score}(\Gamma_i) = w_i - \beta y_i$, where $y_1 > y_2 > \dots > y_q$. Let $\beta_0 = 0, \beta_q = \infty$, and for $r = 1, \dots, q-1$, $\beta_r = (w_r - w_{r+1}) / (y_r - y_{r+1})$. Suppose $\beta_0 < \beta_1 < \dots < \beta_q$. Then for $\beta \in (\beta_{r-1}, \beta_r)$ and $p \neq r$, $\text{score}_{(0,\beta)}(\Gamma_r) > \text{score}_{(0,\beta)}(\Gamma_p)$.*

So each of the Γ_r do indeed represent each of the different optimality regions on the β -axis, and thus in the (α, β) plane.

3.5 The Actual Lower Bound

Theorem 8 *The maximum number of optimality regions induced by any pair of length- n sequences is $\Omega(n^{2/3})$.*

PROOF. Above we have constructed sequences of length $n \leq 2 \sum_{r=2}^q r\phi(r)$ that gave $m = \frac{1}{2} \sum_{r=2}^q \phi(r)$ optimality regions. From analytic number theory, as calculated in [2],

$$m = \frac{1}{2} \sum_{r=3}^q \phi(r) + 1 = \frac{3}{2\pi^2} q^2 + O(q \log q),$$

and

$$n \leq 2 \sum_{r=2}^q r\phi(r) = \frac{4}{\pi^2} q^3 + O(q^2 \log q).$$

Then $q \geq (\frac{\pi^2 n}{4})^{1/3} + O(\log n)$, meaning

$$\begin{aligned} m = \frac{1}{2} \sum_{r=3}^q \phi(r) + 1 &\geq \frac{3}{2\pi^2} \left(\left(\frac{\pi^2 n}{4} \right)^{1/3} \right)^2 + O(n^{1/3} \log n) \\ &= \frac{3}{2^{7/3} \pi^{2/3}} n^{2/3} + O(n^{1/3} \log n). \end{aligned}$$

With the upper bounds from [4] and [2], this gives

Corollary 9 *The maximum number of optimality regions over all pairs of length- n sequences is $\Theta(n^{2/3})$, and more specifically is between $\frac{3}{2^{7/3} \pi^{2/3}} n^{2/3} + O(n^{1/3} \log n)$ and $\frac{3}{(2\pi)^{2/3}} n^{2/3} + O(n^{1/3} \log n)$.*

It's unclear whether the current bounds on optimality regions for scoring with $d > 2$ parameters, $O(n^{d(d-1)/(d+1)})$, are also tight or whether better upper bounds exist. Another interesting open question (perhaps with more practical relevance) is the order of the expected number of optimality regions, rather than the maximum.

4 Acknowledgements

Thanks to Lior Pachter for his advice and suggestion of this problem. This paper came out of his class at U.C. Berkeley, “Discrete Mathematics for the Life Sciences”, in the spring of 2008. Thanks also to Bernd Sturmfels and Peter Huggins for their useful suggestions.

References

- [1] C. Dewey, P. Huggins, K. Woods, B. Sturmfels, L. Pachter, Parametric alignment of Drosophila genomes. *PLoS Computational Biology*, 2(6):e73 (2006).
- [2] D. Fernández-Baca, T. Seppäläinen, G. Slutzki, Bounds for parametric sequence alignment. *Discrete Applied Math* 118 (2002), 181-198.
- [3] D. Fernández-Baca, T. Seppäläinen, G. Slutzki, Parametric multiple sequence alignment and phylogeny construction. *Journal of Discrete Algorithms*. 2(2)(2004), 271-287.
- [4] D. Gusfield, K. Balasubramanian, D. Naor, Parametric Optimization of Sequence Alignment. *Algorithmica* 12 (1994), 312-326.
- [5] D. Gusfield, Algorithms on Strings, Trees, and Sequences: Computer Science and Computational Biology, Cambridge University Press, Cambridge, New York, Melbourne, 1997.
- [6] S. Needleman, C. Wunsch, A general method applicable to the search for similarities in the amino acid sequence of two proteins. *Journal of Molecular Biology*, 48 (1970) 443-445, 1970.
- [7] L. Pachter, B. Sturmfels, Parametric inference for biological sequence alignment. *Proc. of the National Academy of Sciences, USA*, 101(46) (2004) 16138-43, 2004.
- [8] L. Pachter, B. Sturmfels, editors. *Algebraic Statistics for Computational Biology*. Cambridge University Press, 2005.
- [9] M.S. Waterman, M. Eggert, E.S. Lander, Parametric sequence comparisons. *Proc. of the National Academy of Sciences, USA*, 89 (1992) 6090-6093.

Lower Bounds for Optimal Alignments of Binary Sequences

Cynthia Vinzant

Department of Mathematics, University of California, Berkeley 94720

Abstract

In parametric sequence alignment, optimal alignments of two sequences are computed as a function of matches, mismatches and spaces, producing many different optimal alignments. In the two-parameter case, Gusfield et. al. shows that number of distinct optimal alignment summaries for pair of sequences is $O(n^{2/3})$. Here we construct binary sequences of length n with $3/(2^{7/3}\pi^{2/3})n^{2/3} + O(n^{1/3}\log n)$ distinct optimal alignment summaries. This shows that the upper bound given by Gusfield et. al. is tight over all alphabets, thereby disproving the “ \sqrt{n} conjecture”. Thus the maximum number of distinct optimal alignment summaries over all pairs of length n sequences is $\Theta(n^{2/3})$.

Key words: sequence alignment, parametric analysis, computational biology

1 Introduction and Notation

Finding optimal alignments of DNA or amino acid sequences is often used in biology to determine sequence homology and evolutionary history. For a review of many problems relating to sequence alignment, see [4] and [6]. Here we deal with the question of how many different alignment summaries of two sequences can be considered optimal. Note though that many different alignments may correspond to the same alignment summary.

Given sequences S, T , an *alignment* Γ is a pair (S', T') formed by inserting spaces, “—”, into S and T . In each position, there is a *match*, in which S' and T' have the same characters, a *mismatch*, in which they have different characters, or a space in one of the sequences. Then for any alignment, we have an *alignment summary* (w, x, y) , where w is the number of matches,

Email address: cvinzant@math.berkeley.edu (Cynthia Vinzant).

x is the number of mismatches, and y is the number of spaces in *one* of the sequences. Notice that $n = w + x + y$, where n is the length of both sequences.

We score alignments as a linear function of w , x , and y . Since we have $w + x + y = n$, we can normalize so that the weight of w is 1, the weight of x is $-\alpha$ and the weight of y is $-\beta$. Then

$$\text{score}_{(\alpha,\beta)}(w, x, y) = w - \alpha x - \beta y.$$

A sequence is *optimal* if it maximizes this score for some (α, β) . For biological relevance, we will only consider non-negative α and β , penalizing mismatches and spaces. It is also possible to weight other parameters, such as *gaps* (consecutive spaces) or mismatches between certain subsets of characters, but this is beyond the scope of this paper. Here we will consider only the two-parameter model described above.

Example 1 *For the sequences 111000 and 010110, we have an alignment*

$$\begin{array}{ccccccccc} & - & 1 & - & 1 & 1 & 0 & 0 & 0 \\ 0 & 1 & 0 & 1 & 1 & 1 & - & - & \end{array}$$

which has 3 matches, 1 mismatch, and 2 spaces. So for a given α and β the score of this alignment would be $3 - \alpha - 2\beta$.

Different choices for α, β give different optimal alignments, leaving the problem of which weights to use. To resolve this, Waterman, Eggert, and Lander proposed *parametric alignment*, in which the weights α, β are viewed as parameters rather than constants [7]. This creates a partition of the (α, β) plane into *optimality regions*, so that for each region R , there is an alignment summary that is optimal for all the points on its interior and R is maximal with this property [3]. See Figure 1.1 for an example. Here we examine how the number of optimality regions grows with length of sequence.

Gusfield et. al. showed that for two sequences of length n , the number of optimality regions of the (α, β) plane is $O(n^{2/3})$ [3]. For models with d free parameters, this bound was extended to $O(n^{d-(1/3)})$ by Fernández-Baca et. al. [2] and improved to $O(n^{d(d-1)/(d+1)})$ by Pachter and Sturmfels [5]. For $d = 2$, Fernández-Baca et. al. refined this bound to $3(n/2\pi)^{2/3} + O(n^{1/3} \log(n))$, showed it to be tight over an infinite alphabet, and provided a lower bound of $\Omega(\sqrt{n})$ over a binary alphabet [1]. [6, Ch. 8] conjectures that the maximum number of optimality regions induced by any pair of length- n binary strings is $\Theta(\sqrt{n})$. Here we construct a counterexample to this conjecture, which, together with Gusfield's upper bounds, shows it instead to be $\Theta(n^{2/3})$.

Theorem 2 (Main Theorem) *The maximum number of optimality regions induced by strings of length n is $\Theta(n^{2/3})$.*

This paper is mainly motivated by [1], [3], and [6]. We largely follow their notation and presentation. After an introduction to alignment graphs, which are useful for visualizing and working with alignments of two sequences, we construct the sequences that provide the lower bound in Theorem 2.

1.1 Alignment Graphs and Paths

We can represent every alignment of two length- n sequences as a path through their alignment graph. The *alignment graph* of sequences of length n is an $(n+1) \times (n+1)$ grid, with rows (columns) numbered consecutively from top to bottom (left to right, respectively), from 0 to n [1]. An *alignment path* is a path on these vertices, starting at $(0,0)$, ending at (n,n) , and only moving down, right or diagonally down and to the right. Each path corresponds to a unique alignment. In this path, a move down or left corresponds to a space in the first or second sequence respectively, and a diagonal move corresponds to a match or mismatch.

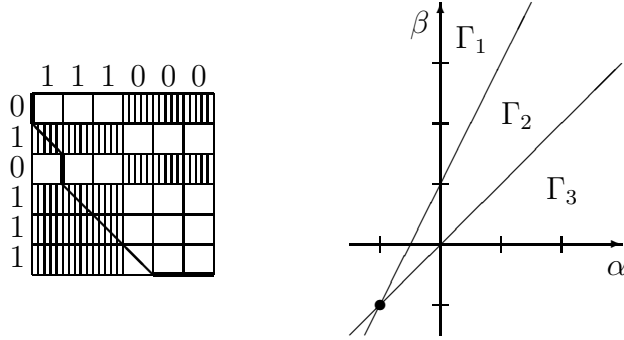


Fig. 1. **(Left)** Above is the path corresponding to the alignment of 111000 and 010111 given in Example 1. The shaded regions denote possible matches. **(Right)** Here are the optimality regions of the (α, β) plane induced by the sequences 111000 and 010111. $\Gamma_1 = (111000, 010111)$, $\Gamma_2 = (-1-11000, 010111- -)$, and $\Gamma_3 = (-1-11-000, 010111- -)$ are alignments with summaries optimal for each region.

2 The Construction

For every $q \geq 2$ we will build a pair of sequences of length $\Theta(q^3)$ inducing $\Theta(q^2)$ optimality regions. To do this, let

$$\mathcal{F}_q = \bigcup_{r=2}^q \left\{ \frac{a}{b} \leq 1 : \frac{a}{b} \text{ is reduced and } a + b = r \right\},$$

Note that $|\{ \frac{a}{b} \leq 1 : \frac{a}{b} \text{ is reduced and } a + b = r \}| = \phi(r)/2$ for $r > 2$ where ϕ is the Euler totient function, and 1 for $r = 2$. Thus $|\mathcal{F}_q| = 1 + \frac{1}{2} \sum_{r=3}^q \phi(r)$.

Fixing $q \geq 2$, let $a_1/b_1 < a_2/b_2 < \dots < a_m/b_m = 1$ be the elements of \mathcal{F}_q , with

$$m = 1 + \frac{1}{2} \sum_{r=3}^q \phi(r). \quad (1)$$

Our sequences, $S = s_1 s_2 \dots s_n$ and $T = t_1 t_2 \dots t_n$, will have length $n = 4 \sum_k b_k$. Since $b_k < a_k + b_k$, this gives us

$$\begin{aligned} n &= 4 \sum_{k=1}^m b_k < 4 \sum_{k=1}^m (a_k + b_k) = 4 \sum_{r=2}^q r |\{ \frac{a}{b} \leq 1 : \frac{a}{b} \text{ is reduced and } a + b = r \}| \\ &= 8 + 2 \sum_{r=3}^q r \phi(r). \end{aligned} \quad (2)$$

2.1 The Sequences

Let's construct the first sequence, S . To start, let the first $b_1 + a_1$ elements of S be 0, followed by $b_1 - a_1$ 1's. Then repeat for $k > 1$. That is, next place $b_2 + a_2$ 0's followed by $b_2 - a_2$ 1's. Notice that for each $a_k/b_k \in \mathcal{F}_q$, we use $(b_k + a_k) + (b_k - a_k) = 2b_k$ places. To get the second half of the sequence, take the reverse complement of the first half (reflecting it and switching all the 1's and 0's). So

$$S = 0^{b_1+a_1} 1^{b_1-a_1} 0^{b_2+a_2} \dots 0^{b_m+a_m} 1^{b_m-a_m} 0^{b_m-a_m} 1^{b_m+a_m} \dots 0^{b_1-a_1} 1^{b_1+a_1}.$$

More formally, define

$$i(r) = \sum_{k=1}^r 2b_k \quad \text{and} \quad j(r) = \sum_{k=r}^m 2b_k.$$

So $n = 2i(m) = 2j(1)$. Then

$$s_{i(r-1)+k} = \begin{cases} 0 & \text{for } 1 \leq k \leq b_r + a_r \\ 1 & \text{for } b_r + a_r + 1 \leq k \leq 2b_r \end{cases}$$

and

$$s_{\frac{n}{2}+j(r+1)+k} = \begin{cases} 0 & \text{for } 1 \leq k \leq b_r - a_r \\ 1 & \text{for } b_r - a_r + 1 \leq k \leq 2b_r. \end{cases}$$

The second sequence, T , will just be $n/2$ 1's followed by $n/2$ 0's, that is,

$$t_k = \begin{cases} 1 & \text{for } 1 \leq k \leq n/2 \\ 0 & \text{for } n/2 + 1 \leq k \leq n. \end{cases}$$

Example 3 For $q = 3$, $\mathcal{F}_3 = \{1/2, 1/1\}$. Then $n = 4(2 + 1) = 12$. Our sequences are

$$\begin{aligned} S &= 000100 \ 110111 \\ T &= 111111 \ 000000 \end{aligned}$$

2.2 The Alignments

We are going to construct $m + 1$ alignments, $\Gamma_{m+1}, \Gamma_m, \dots, \Gamma_1$ with distinct optimal alignment summaries. Let Γ_{m+1} be the alignment with no spaces. To get Γ_r , align the first $j(r) = \sum_{k=r}^m 2b_k$ 0's of S with spaces and align its remaining elements without spaces, ending by aligning the last $j(r)$ 0's of T with spaces.

Note that because there are $n/2$ 1's in both S and T , we'll have enough room to do this. In fact, in the last alignment, Γ_1 , all the 1's of S will be matched with all the 1's of T .

Claim 4 Each optimality region induced by S and T optimizes exactly one of $\Gamma_{m+1}, \Gamma_m, \dots, \Gamma_1$, meaning that S and T induce $m + 1$ optimality regions.

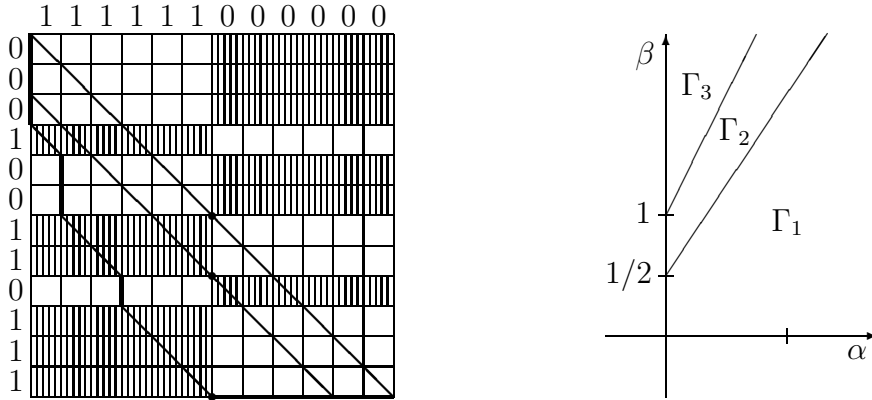


Fig. 2. **(Left)** The alignment graph for $\Gamma_3, \Gamma_2, \Gamma_1$ (top to bottom) from Example 3. The shaded regions denote possible matches. Note that for $q = 3$, $m = |\mathcal{F}_3| = 2$, $j(2) = 2$, and $j(1) = 6$. We have $m + 1 = 3$ optimal alignments. **(Right)** Here is the decomposition of the (α, β) plane given by the sequences in Example 3. Each optimality region is labeled with the alignment path Γ_r that it optimizes.

3 Proof of Claim 4 and Theorem 2

The following lemma allows us to restrict our attention to the intersection of optimality regions with the β -axis.

Lemma 5 (Gusfield et. al., [3]) *Each of the optimality regions must have nontrivial intersection with the non-negative β -axis. That is, for any path Γ that is optimized by some (α, β) , there must be some β' so that Γ is optimized by $(0, \beta')$.*

Thus Claim 4 is equivalent to each optimality region of the β -axis optimizing exactly one of $\Gamma_{m+1}, \Gamma_m, \dots, \Gamma_1$. First, we show that every optimality region optimizes some Γ_r , later showing that this r is unique.

Lemma 6 *Let Γ be any alignment of S and T . Then for any $\beta \geq 0$, there is some Γ_r so that $\text{score}_{(0,\beta)}(\Gamma_r) \geq \text{score}_{(0,\beta)}(\Gamma)$.*

PROOF. Suppose that Γ has alignment path σ and alignment summary (w, x, y) . Let w^1 and w^0 denote the number of matching 1's and 0's, respectively, in Γ . Let (w_r, x_r, y_r) be the alignment summary of Γ_r for $r = 1, 2, \dots, m+1$. Let w_r^1 denote the number of matching 1's in Γ_r and similarly w_r^0 denote the number of matching 0's in Γ_r . Use (t, s) as the coordinates of the alignment graph, with $(0, 0)$ starting in the upper left corner. Let $(n/2, n/2+k)$ is the first time σ meets the vertical line $t = n/2$.

Because of the symmetry of our sequences, we can take k to be nonnegative. If σ has $k < 0$, we can rotate our picture 180° to get another alignment path with the same summary and $k \geq 0$. So suppose $k \geq 0$ and take r so that $j(r+1) < k \leq j(r)$.

Case 1: $k - j(r+1) \leq b_r - a_r \Rightarrow \text{score}_{(0,\beta)}(\Gamma_{r+1}) \geq \text{score}_{(0,\beta)}(\Gamma)$.

Since there are only w_{r+1}^1 1's above $s = n/2 + k$, we have $w^1 \leq w_{r+1}^1$. Similarly, there are at most w_{r+1}^0 0's below $s = n/2 + k$, so $w^0 \leq w_{r+1}^0$. Furthermore, by going through the point $(n/2, n/2 + k)$, σ must have at least k spaces, so $y \geq k \geq j(r+1) = y_{r+1}$. Putting these together gives that for any $\beta \geq 0$,

$$\text{score}_{(0,\beta)}(\Gamma_{r+1}) - \text{score}_{(0,\beta)}(\Gamma) = (w_{r+1} - w) - \beta(y_{r+1} - y) \geq 0.$$

Intuitively, Γ can have at most as many matches and must have at least as many spaces as Γ_{r+1} , and thus cannot have a higher score.

Case 2: $k - j(r+1) > b_r - a_r$ and $\beta \leq 1 \Rightarrow \text{score}_{(0,\beta)}(\Gamma_r) \geq \text{score}_{(0,\beta)}(\Gamma)$.

There are w_r^0 0's in S below $s = n/2 + k$, so we have $w^0 \leq w_r^0$. In addition to

the w_{r+1}^1 1's in S above $s = n/2 + j(r+1)$, there are another $k - j(r) + (b_r + a_r)$ 1's in S between $s = n/2 + j(r+1)$ and $s = n/2 + k$. So

$$w^1 \leq w_{r+1}^1 + k - j(r) + (b_r + a_r) = w_r^1 + k - j(r),$$

since $w_{r+1}^1 + (b_r + a_r) = w_r^1$. Thus

$$w = w^0 + w^1 \leq w_r^0 + w_r^1 + k - j(r) = w_r + k - j(r). \quad (3)$$

As in case 1, we have that $y \geq k$, so

$$\begin{aligned} \text{score}_{(0,\beta)}(\Gamma_r) - \text{score}_{(0,\beta)}(\Gamma) &= (w_r - w) - \beta(y_r - y) \\ &\geq (j(r) - k) - \beta(j(r) - k) \quad (\text{by (3)}) \\ &\geq 0. \quad (\text{as } \beta \leq 1) \end{aligned}$$

Case 3: $k - j(r+1) > b_r - a_r$ and $\beta > 1 \Rightarrow \text{score}_{(0,\beta)}(\Gamma_{m+1}) \geq \text{score}_{(0,\beta)}(\Gamma)$.
Note for any r ,

$$w_r = w_{m+1} + \sum_{k=r}^m 2a_k, \quad (4)$$

so using equation (3) from case 2, we get

$$w_{m+1} - w \geq j(r) - k - \sum_{k=r}^m 2a_k.$$

As in previous cases, $y \geq k$. Also, recall that $y_{m+1} = 0$. Thus

$$\begin{aligned} \text{score}_{(0,\beta)}(\Gamma_{m+1}) - \text{score}_{(0,\beta)}(\Gamma) &= (w_{m+1} - w) - \beta(y_{m+1} - y) \\ &\geq j(r) - k - \sum_{k=r}^m 2a_k + \beta k \quad (\text{by (4)}) \\ &\geq j(r) - \sum_{k=r}^m 2a_k \quad (\text{as } \beta > 1) \\ &= \sum_{k=r}^m 2b_k - \sum_{k=r}^m 2a_k \\ &\geq 0. \end{aligned}$$

Lemma 6 tells us that any optimality region has one of the Γ_r as an optimal alignment. Now we need to check that each Γ_r is optimized by a different region. To see this, we use the following lemma.

Lemma 7 (Fernández-Baca, et. al., [1]) *Let $\Gamma_1, \Gamma_2, \dots, \Gamma_{m+1}$ be paths in the alignment graph. Assume $\text{score}(\Gamma_r) = w_r - \beta y_r$, where $y_1 > y_2 > \dots > y_{m+1}$. Let $\beta_0 = 0, \beta_{m+1} = \infty$, and for $r = 1, \dots, m$, $\beta_r = (w_r - w_{r+1})/(y_r - y_{r+1})$. Suppose $\beta_0 < \beta_1 < \dots < \beta_{m+1}$. Then for $\beta \in (\beta_{r-1}, \beta_r)$ and $p \neq r$, $\text{score}_{(0,\beta)}(\Gamma_r) > \text{score}_{(0,\beta)}(\Gamma_p)$.*

By construction $y_1 > y_2 > \dots > y_{m+1}$. Note that $w_r^1 - w_{r+1}^1 = b_r + a_r$ and $w_r^0 - w_{r+1}^0 = -(b_r - a_r)$. Since $w_r = w_r^1 + w_r^0$, we have that

$$w_r - w_{r+1} = (b_r + a_r) - (b_r - a_r) = 2a_r.$$

Recalling that $y_r = j(r)$ gives that $y_r - y_{r+1} = j(r) - j(r+1) = 2b_r$. Then for $r = 1, \dots, m$,

$$\beta_r := \frac{(w_r - w_{r+1})}{(y_r - y_{r+1})} = \frac{a_r}{b_r}.$$

Thus $0 < \beta_1 < \dots < \beta_m < \infty$, satisfying the conditions of the lemma.

Lemma 6 and Lemma 7 show that every optimality region optimizes a unique Γ_r , thus proving Claim 4.

3.1 Asymptotic Lower Bounds

Theorem 8 *The maximum number of optimality regions induced by any pair of length- n sequences is $\Omega(n^{2/3})$.*

PROOF. By (1) and (2), we have constructed sequences of length $n \leq 8 + 2 \sum_{r=3}^q r \phi(r)$ that gave $m + 1 = 2 + \frac{1}{2} \sum_{r=3}^q \phi(r)$ optimality regions. From analytic number theory, as calculated in [1],

$$m = |\mathcal{F}_q| = \frac{1}{2} \sum_{r=3}^q \phi(r) + 1 = \frac{3}{2\pi^2} q^2 + O(q \log q),$$

and

$$n \leq 8 + 2 \sum_{r=3}^q r \phi(r) = \frac{4}{\pi^2} q^3 + O(q^2 \log q).$$

Then $q \geq (\frac{\pi^2 n}{4})^{1/3} + O(\log n)$, meaning

$$\begin{aligned} m &= \frac{1}{2} \sum_{r=3}^q \phi(r) + 1 \geq \frac{3}{2\pi^2} \left(\left(\frac{\pi^2 n}{4} \right)^{1/3} \right)^2 + O(n^{1/3} \log n) \\ &= \frac{3}{2^{7/3} \pi^{2/3}} n^{2/3} + O(n^{1/3} \log n). \end{aligned}$$

With the upper bounds from [3] and [1], this gives Theorem 2, and more specifically,

Corollary 9 *The maximum number of optimality regions over all pairs of length- n sequences is between $\frac{3}{2^{7/3}\pi^{2/3}}n^{2/3} + O(n^{1/3}\log n)$ and $\frac{3}{(2\pi)^{2/3}}n^{2/3} + O(n^{1/3}\log n)$.*

It's unclear whether the current bounds on optimality regions for scoring with $d > 2$ parameters, $O(n^{d(d-1)/(d+1)})$, are also tight or whether better upper bounds exist. Another interesting open question is the order of the expected number of optimality regions, rather than the maximum, which may be more practical for applications.

4 Acknowledgements

Many thanks to Lior Pachter for his advice and suggestion of this problem. This paper came out of his class at U.C. Berkeley, "Discrete Mathematics for the Life Sciences", in the spring of 2008. I'm grateful to Bernd Sturmfels and Peter Huggins for their helpful discussions and advice. Thanks also to the reviewers for their careful reading and useful suggestions.

References

- [1] D. Fernández-Baca, T. Seppäläinen, G. Slutzki, Bounds for parametric sequence alignment. *Discrete Applied Math* 118 (2002), 181-198.
- [2] D. Fernández-Baca, T. Seppäläinen, G. Slutzki, Parametric multiple sequence alignment and phylogeny construction. *Journal of Discrete Algorithms*. 2(2)(2004), 271-287.
- [3] D. Gusfield, K. Balasubramanian, D. Naor, Parametric Optimization of Sequence Alignment. *Algorithmica* 12 (1994), 312-326.
- [4] D. Gusfield, Algorithms on Strings, Trees, and Sequences: Computer Science and Computational Biology, Cambridge University Press, Cambridge, New York, Melbourne, 1997.
- [5] L. Pachter, B. Sturmfels, Parametric inference for biological sequence alignment. *Proc. of the National Academy of Sciences, USA*, 101(46) (2004) 16138-43, 2004.
- [6] L. Pachter, B. Sturmfels, editors. *Algebraic Statistics for Computational Biology*. Cambridge University Press, 2005.
- [7] M.S. Waterman, M. Eggert, E.S. Lander, Parametric sequence comparisons. *Proc. of the National Academy of Sciences, USA*, 89 (1992) 6090-6093.