

Formation of vortices in a dense Bose-Einstein condensate

V.P. Barros [†], Ch. Moseley ^{††}, A. Gammal [†], K. Ziegler ^{††}

November 20, 2018

[†]*Instituto de Física, Universidade de São Paulo C.P. 66318, 05315-970 São Paulo, Brazil*

^{††}*Institut für Physik, Universität Augsburg, D-86135 Augsburg, Germany*

Abstract

A relaxation method is employed to study a rotating dense Bose-Einstein condensate beyond Thomas-Fermi approximation. We use a slave-boson model to describe the strongly interacting condensate and derive a generalized non-linear Schrödinger equation with kinetic term for the rotating condensate. In comparison with previous calculations, based on Thomas-Fermi approximation, significant improvements are found in regions, where the condensate in a trap potential is not smooth. The critical angular velocity of the vortex formation is higher than in the Thomas-Fermi prediction.

1 Introduction

The appearance of vortices in a rotating dilute Bose-Einstein condensate (BEC) is a phenomenon that is intrinsically related to the existence of superfluidity [1, 2]. This has been intensively studied [3, 4] after the achievement of BEC in alkali-metal gases [5, 6]. The vortex formation can be understood as a local suppression of the BEC due to rotation. It happens when the angular velocity Ω exceeds a critical value Ω_c [7]. The critical angular velocity is obtained by an energy argument [7], in which the energy of the BEC without a vortex is higher than the energy of the BEC with a vortex for $\Omega > \Omega_c$. With higher angular velocities more than one vortex can be created to minimize the energy of the BEC. In this paper we will concentrate on values of Ω where only the the creation of a single vortex is possible.

Since vortices are accompanied by a local suppression of the BEC, other mechanisms of BEC suppression may interfere with the vortex formation. An important example is the depletion of the BEC by a strong interaction between the bosonic particles. The latter is possible in the form of repulsive s-wave scattering in a dense BEC [11].

In the case of a dilute BEC (i.e. for weak interaction) a mean-field theory in terms of the Gross-Pitaevskii equation provides a description of the vortex formation [8]. The relation between the number of particles in the BEC and the critical angular velocity was determined within this approach [9]. This can be extended to a dense Bose gas, where not all particles contribute to the BEC (i.e. there is a depletion of the BEC). The discussion of the dense Bose gas requires a statistical description of the entire Bose gas, using, for instance, a functional-integral representation [10]. Nevertheless, it turns out that a classical field equation for the BEC order parameter can also be derived, which is equivalent with the Gross-Pitaevskii equation in the limit of a dilute Bose gas [11] and a renormalized Gross-Pitaevskii equation for higher densities. In the regime of high densities the strongly

interacting Bose gas had been studied within this statistical approach [10, 11, 12, 13, 14, 15, 16]. A relatively simple method to study strong interaction is the slave-boson approach. This method was originally suggested for strongly interacting fermions [17, 18] and was later also applied to bosons [10]. The central idea of the method is to construct operators or fields for particles and holes in a fictitious vacuum, and to introduce a constraint, which guarantees that each position is occupied either by a particle or by a hole. This leads to a dynamics, where tunneling of physical particles is described by an exchange of a particle with a hole, and no multiple occupation by particles is possible. Although this construction makes the theory more complex (because of the additional holes), it also provides more freedom to choose a proper mean-field approximation. Moreover, the bosonic version of the slave-boson approach, which will be applied in this paper, allows for an exact treatment of the constraint [10]. Here we will not present the details of the slave-boson approach but refer to the literature. A recent discussion can be found in Ref. [15]. Within a mean-field (Thomas-Fermi) approximation of a slave-boson theory we were able to study the formation of a vortex in the BEC of a dense Bose gas [15]. However, a mean-field approach is a reliable approximation only for a BEC that is smoothly changing in space. The latter is not the case near the core of a vortex, where the condensate density is changing strongly on short scales. Therefore, it is important to extend the mean-field theory to a classical field theory with a kinetic term. This leads to a nonlinear partial differential equation which can be treated with a numerical method. In the present work we are using a relaxation approach. Relaxation techniques have been extensively used to obtain the ground-state solution of the Gross-Pitaevskii equation [21, 22, 23, 24, 25]. These techniques require interaction and need little computational efforts. The method provides stable solutions of the slave-boson approach.

This work is organized as follows. In Section 2 we summarize the main equation of slave-boson approach. The trapped condensate is shown in spherical and cylindrical coordinates in Section 3. In Section 4 we discuss the numerical procedure used in this work and present the numerical results with and without vortex. Afterwards we review our main results in section 5.

2 Slave-Boson Approach

We consider a grand-canonical ensemble of bosons with chemical potential μ at temperature $T = 1/k_B\beta$. Its thermodynamics is described by the partition function

$$Z = \text{Tr} e^{-\beta(H-\mu N)}, \quad (1)$$

where H is the Hamiltonian of the interacting Bose gas, N the particle number operator, and Tr is the trace over all possible quantum states of the system. If the interaction is due to a hard core of a given radius a , the Bose gas can be approximated by a lattice gas with lattice constant a . Then we can apply the slave-boson approach [10, 11, 12, 13, 14, 15, 16] which allows us to write the partition function Z as a functional integral with respect to a complex (order-parameter) field $\Phi(\mathbf{r})$. Here we start with an expression for Z , whose derivation was given in Ref. [15]:

$$Z = \int e^{-S} \prod_r d\Phi(\mathbf{r}) \quad (2)$$

with the continuum action

$$S = \int \left\{ \beta' \Phi^*(\mathbf{r}) \left[-\frac{\alpha}{(1+\alpha)^2} \frac{a^2}{6} \nabla^2 + \frac{1}{1+1/\alpha} \right] \Phi(\mathbf{r}) - \log Z(\mathbf{r}) \right\} d^d r, \quad (3)$$

where

$$Z(\mathbf{r}) = \int e^{-\beta' \varphi(\mathbf{r})^2} \frac{\sinh \left[\beta' \sqrt{(\varphi(\mathbf{r}) + \mu'/2)^2 + |\Phi(\mathbf{r})|^2} \right]}{\left[\beta' \sqrt{(\varphi(\mathbf{r}) + \mu'/2)^2 + |\Phi(\mathbf{r})|^2} \right]} d\varphi(\mathbf{r}) . \quad (4)$$

α is a free parameter which appears as an ambiguity in the functional integral [19]. It is necessary for the integration, but the exact functional integral Z does not depend on the choice of α . However, approximations may depend on it. In agreement with a previous work [11] we choose $\alpha = 1/5.5$ for the following calculation. In S we have introduced the parameters

$$\beta' = \alpha J \beta , \quad \mu' = \frac{\mu}{\alpha J} , \quad (5)$$

where J is the tunneling rate of the lattice model (i. e. before taking the continuum limit).

Since Φ is the order-parameter field, the number of condensed bosons can be written as an integral over $|\Phi(\mathbf{r})|^2$:

$$N_0 = \frac{1}{a^3} \frac{1}{(1 + 1/\alpha)^2} \int |\Phi(\mathbf{r})|^2 d^3r . \quad (6)$$

Thus we can associate $\frac{|\Phi(\mathbf{r})|^2}{a^3(1+1/\alpha)^2}$ with the density of condensed bosons.

The evaluation of the partition function in Eq. (2) requires a functional integration. This can be performed approximately by a saddle-point integration. The saddle point is determined as the solution of a vanishing variation of S (i.e. $\delta S = 0$). This leads to

$$\left[-\frac{Ja^2}{6} \nabla^2 + (1 + \alpha)J - \alpha J \frac{(1 + 1/\alpha)^2}{\beta'} \frac{\partial \log Z(\mathbf{r})}{\partial (|\Phi(\mathbf{r})|^2)} \right] \Phi(\mathbf{r}) = 0 , \quad (7)$$

where the last term can be explicitly evaluated as

$$\chi \equiv \frac{\partial \log Z(\mathbf{r})}{\partial |\Phi(\mathbf{r})|^2} = \frac{1}{2} \frac{1}{Z(\mathbf{r})} \int_{-\infty}^{+\infty} d\varphi(\mathbf{r}) e^{-\varphi(\mathbf{r})^2} \left[\frac{\cosh \gamma}{\gamma^2} - \frac{\sinh \gamma}{\gamma^3} \right] , \quad (8)$$

with

$$\gamma = \sqrt{(\varphi(\mathbf{r}) + \mu'/2)^2 + |\Phi(\mathbf{r})|^2} . \quad (9)$$

Eq. (7) corresponds to the Gross-Pitaevskii equation [20]

$$\left[-\frac{\hbar^2}{2M} \nabla^2 - \mu_{GP} + V(\mathbf{r}) + g|\Phi(\mathbf{r})|^2 \right] \Phi(\mathbf{r}) = 0 , \quad (10)$$

The latter is obtained as a special case of Eq. (7) for a weakly interacting Bose gas [15]. Here M is the mass of the bosons, and the interaction strength of the two-particle interaction g is related to the s -wave scattering length a_s by

$$g = \frac{4\pi a_s \hbar^2}{M} . \quad (11)$$

There is a direct correspondence between the parameters J , μ , and a in Eq. (7), and the parameters M , $\tilde{\mu}$, and g in Eq. (10) [16]

$$\frac{\hbar^2}{2M} \equiv \frac{Ja^2}{6} , \quad g \equiv 2a^3 J , \quad \mu_{GP} \equiv \mu - J . \quad (12)$$

Since Eq. (7) describes the condensate for arbitrary density, we will use this in the subsequent calculation to evaluate the condensate profile of a trapped and rotating dense Bose gas.

3 Dense condensate in a spherical harmonic trap potential

We assume a spherical trap potential given by

$$V(\mathbf{r}) = \frac{M}{2}\omega_{\text{ho}}^2\mathbf{r}^2, \quad (13)$$

where ω_{ho} is the trap angular frequency measured in rad/s. In typical experiments, the oscillator length $d_{\text{ho}} = \sqrt{\hbar/M\omega_{\text{ho}}}$ is of the order of a few μm [26]. The external potential can now be included in a space-dependent chemical potential as $\mu \rightarrow \mu(\mathbf{r}) = \mu - V(\mathbf{r})$.

Considering, for instance, ^{85}Rb atoms near a Feshbach resonance [27], we can study a Bose gas in a dense regime with a scattering length $a_s \sim a \sim 200\text{nm}$. In our calculations we choose the parameters

$$\beta' = 1, \quad \frac{k_{\text{B}}T}{\hbar\omega_{\text{ho}}} = 36.93, \quad \frac{a}{d_{\text{ho}}} = 0.1215 \quad (14)$$

in order to compare with previous results in Ref. [15].

In a spherical symmetric trap we can assume that the condensate is also spherically symmetric:

$$\Phi(\mathbf{r}) = \phi(r). \quad (15)$$

Then Eq. (7) takes the form

$$\left[-\frac{a^2}{6\alpha} \left(\frac{\partial^2}{\partial r^2} + \frac{2}{r} \frac{\partial}{\partial r} \right) + (1 + 1/\alpha) - \frac{(1 + 1/\alpha)^2}{\beta'} \frac{\partial}{\partial (|\phi(r)|^2)} \log Z(r) \right] \phi(r) = 0. \quad (16)$$

Now we consider a Bose gas which rotates with angular velocity Ω about the z -axis. In the rotating frame this can be described by adding $-\hbar\Omega\hat{L}_z$ to the kinetic energy in Eq. (7), where the z -component of the angular momentum operator is

$$\hat{L}_z = -i \left(x \frac{\partial}{\partial y} - y \frac{\partial}{\partial x} \right) = -i \frac{\partial}{\partial \varphi}, \quad (17)$$

and φ is the polar angle in cylindrical coordinates.

For a condensate with a single vortex along the z -axis, we use cylindrical coordinates (r_{\perp}, z, φ) and make the ansatz

$$\Phi(\mathbf{r}) = \phi(r_{\perp}, z)e^{im\varphi} \quad (18)$$

for the condensate order parameter. For $m = 0$ there is no vortex and for $m = 1$ there is a single vortex. Then the classical field equation reads

$$\left[-\frac{a^2}{6\alpha} \left(\frac{\partial^2}{\partial r_{\perp}^2} + \frac{1}{r_{\perp}} \frac{\partial}{\partial r_{\perp}} + \frac{\partial^2}{\partial z^2} \right) + (1 + 1/\alpha) + \left(\frac{a^2 m^2}{6\alpha r_{\perp}^2} - m\Omega' \right) - \frac{(1 + 1/\alpha)^2}{\beta'} \frac{\partial}{\partial (|\phi(r_{\perp}, z)|^2)} \log Z(r_{\perp}, z) \right] \phi(r_{\perp}, z) = 0, \quad (19)$$

where Ω' is the rescaled angular velocity

$$\Omega' \equiv \frac{\hbar\Omega}{\alpha J}. \quad (20)$$

The action is expressed as

$$S(\Omega') = 2\pi \int \left\{ \beta' \left[-\frac{\alpha}{(1 + \alpha)^2} \frac{a^2}{6} \phi^* \nabla_{r_{\perp}, z}^2 \phi + \left(\frac{\alpha}{(1 + \alpha)^2} \frac{a^2 m^2}{6r_{\perp}^2} - m\Omega' \right) |\phi|^2 + \frac{|\phi|^2}{(1 + \alpha)^2} \right] - \log Z(r_{\perp}, z) \right\} dr_{\perp} dz \quad (21)$$

4 Numerical results

The slave-boson equations (16) and (19) for a trapped condensate without and with vortex, respectively, can be solved numerically by means of a relaxation algorithm. The full solutions are compared to previous results, which were calculated from the Thomas-Fermi approximation (TFA) [15]. In the TFA it is assumed that the kinetic energy can be neglected in comparison to the potential energy [26]. Thus the kinetic term containing the spatial derivatives is neglected. This leads to a transcendental equation which is easier to solve than the full differential equation.

The relaxation algorithm which we employ now is similar to that applied for the GP equation in Ref. [28], scheme B. First, we introduce an artificial dynamics by writing Eq. (19) in a time-dependent form as

$$\frac{\partial \tilde{\phi}(r_{\perp}, z)}{\partial t} = \left[-\frac{a^2}{6\alpha} \nabla_{r_{\perp}, z}^2 + (1 + 1/\alpha) + \left(\frac{a^2 m^2}{6\alpha r_{\perp}^2} - m\Omega' \right) - \frac{(1 + 1/\alpha)^2}{\beta'} \chi \right] \tilde{\phi}(r_{\perp}, z). \quad (22)$$

where $|\tilde{\phi}|^2 \equiv |\phi|^2/\eta$, $\eta \equiv \int |\phi|^2 d^3r$. With this substitution the function $\tilde{\phi}$ will always be normalized to 1 and bounded to values not too big or too small to be operated numerically by the kinetic term. This provides more stability to the code.

Eq. (22) is discretized in the split-step form

$$\left. \begin{aligned} \tilde{\phi}_{n+1/3} &\leftarrow \tilde{\phi}_n + \frac{3\alpha\Delta t}{a^2} \left[\left(\frac{\alpha+1}{\alpha} \right) + \left(\frac{a^2 m^2}{6\alpha r_{\perp}^2} - m\Omega' \right) - \left(\frac{\alpha+1}{\alpha\beta'^2} \right)^2 \chi_n \right] \\ \tilde{\phi}_{n+2/3} &\leftarrow \mathcal{O}_{CN} \tilde{\phi}_{n+1/3} \\ \tilde{\phi}_{n+1} &\leftarrow \tilde{\phi}_n + \frac{3\alpha\Delta t}{a^2} \left[\left(\frac{\alpha+1}{\alpha} \right) + \left(\frac{a^2 m^2}{6\alpha r_{\perp}^2} - m\Omega' \right) - \left(\frac{\alpha+1}{\alpha\beta'^2} \right)^2 \chi_n \right] \\ \eta_{n+1} &\leftarrow \eta_n \int |\tilde{\phi}_{n+1}|^2 d^3r \\ \tilde{\phi}_{n+1} &\leftarrow \frac{\tilde{\phi}_{n+1}}{\int |\tilde{\phi}_{n+1}|^2 d^3r} \end{aligned} \right\}, \quad (23)$$

where the subscripts containing n correspond to the n^{th} time step. \mathcal{O}_{CN} corresponds to the Crank-Nicolson evolution algorithm alternated in r_{\perp} and z directions [29]. In the r_{\perp} direction, Neumann boundary conditions ($\frac{\partial \phi(r_{\perp}=0, z)}{\partial r_{\perp}} = 0$) were taken at the origin. The integrals of χ and Z can be evaluated efficiently at each time step by Gauss-Hermite quadrature with good convergence using only nine points. The algorithm starts with an initial ansatz distribution loaded to $\tilde{\phi}$. After evolving for sufficient long time the time derivative Eq. (22) vanishes, $\tilde{\phi}_n$ converges to the stationary solution and η_n converge to the norm of ϕ .

In Fig.1 we show the condensate density profile of a trapped Bose gas at rest. As the chemical potential increases from (a) to (c), the total density of the Bose gas increases. It should be kept in mind that the total density is always monotonically decreasing from the center of the trap (cf. Ref. [11]). Due to increased interaction at higher total densities, depletion of the condensate reduces the condensate density at the center of the trap. As we can see in Fig.1(a), at small chemical potential (i.e. at low total density) the condensate density is monotonically decreasing from the center, but at higher values of the chemical potential depletion suppresses the condensate. This effect is stronger in regions with higher total densities (i.e. near the center of the trap), such that at sufficiently high total densities the condensate is entirely destroyed at the center (cf. Fig.1(c)).

We also compare the full solution of Eq. (16) and the TFA solution of Ref. [15] in Fig.1. Although the difference between these solutions is small, the full solution shows that

the effect of the kinetic term is to smooth the abrupt changes of the TFA. Otherwise, the TFA is a very good approximation in the regime considered here. Moreover, the depletion of the condensate density at the center shows a perfect agreement between the full solution and the TFA in this region.

In order to compare the slave-boson (SB) approach with results for the dilute Bose gas in the existing literature, we first evaluate the condensate density profile from the Gross-Pitaevskii (GP) equation (10) without ($m = 0$) and with ($m = 1$) vortex for the TFA and for the full kinetic GP equation. The results are shown in Fig.2. Without a vortex we observe the smoothing of the kinetic term near the discontinuity around $r = 5$. In the vortex case, on the other hand, we find the formation of a core in the TFA. This core is also smoothed by the kinetic term in the full solution.

Next, we evaluate the condensate density profile from the slave-boson approach, using Eq. (7), for corresponding parameter values. The results are presented in Fig.3. The parameters were chosen so that the number of condensed atoms roughly agree in Figs.2 and 3.

These results show a general similarity of the GP and SB profiles. The cases of the GP and the SB calculations without vortex indicate that there is a noticeable depletion of the central condensate density in the SB approach. There is practically no difference between the TFA and the full solution. In the vortex case, the SB calculation shows that the core is also smooth when the kinetic term is added, as shown in the inset. Therefore the depletion in the center is overestimated by the TFA. This indicates that the formation of a vortex is less favorable than predicted by the TFA. Comparing the SB and the GP calculation in the vortex case, we also observe that the maximum of the SB profile is lower than that of the GP equation. Thus the depletion is more effective in the SB approach than in the GP equation. These results are in agreement with the general idea that the SB approach takes into account higher order interaction terms, leading to a more pronounced depletion at the center.

The depletion at the center of the condensate should be observed experimentally by measuring the critical angular velocity of a stable vortex formation. In order to include strong interaction, the measurement should be performed near a Feshbach resonance, where the scattering length is very large. The critical angular velocity can be evaluated in the SB approach by following the procedure outlined previously in Ref. [9]. A vortex in a rotating condensate is stable if the action, given in Eq. (3), is smaller than the action of the condensate without vortex

$$S^{m=1}(\Omega) < S^{m=0}. \quad (24)$$

Solving numerically Eq. (19) and using this stability criterion, we find the critical angular velocity Ω_c for a vortex formation. In Fig. 4 we compile these results by plotting the critical angular velocity as a function of the number of condensed atoms. The TFA shows a lower critical angular velocity, both in the SB and in the GP approach, than the full numerical solutions. This is in qualitative agreement with previous results for the GP equation [30]. It can be simply understood in terms of our analysis above: Adding the kinetic term smooths the core generated by TFA. Thus the kinetic term adds condensed particles to the center. This effect suppresses the vortex formation. A comparison indicates that for a small number of atoms, i.e. low density, the SB prediction is practically the same as that of the GP equation. However, as we increase the number of atoms, the SB approach significantly deviates from the GP equation, showing lower critical angular velocity for a vortex formation. This can be explained with the profile analysis described above: the SB approach causes a stronger depletion than the GP equation. This difference

is even enhanced as the total density increases. As a consequence, a stronger depletion will favor a vortex formation and thus to a lower critical angular velocity.

5 Conclusion

We employed the relaxation method to solve the slave-boson model. With this method we obtained results beyond the Thomas-Fermi approximation by including the kinetic term of the field equation. We noticed that the depletion of the condensate is overestimated by the Thomas-Fermi approximation. Therefore, in this approximation the critical angular velocities are smaller than in the full solution. We also compared the full slave-boson model with the full Gross-Pitaevskii equation in the limit of low temperatures. In this limit, the slave-boson condensate profiles are very similar to the Gross-Pitaevskii condensate profiles at low densities. As the density is increased, there is a significant enhancement of the depletion in the slave-boson approach as compared to the Gross-Pitaevskii equation. This causes the critical angular velocity of vortex formation to be lower than expected from the Gross-Pitaevskii equation. The latter results corroborate previous estimates within the Thomas-Fermi approximation done in Ref.[15]. All these effects should be observable in a Bose gas near a Feshbach resonance, where the scattering length is comparable with the mean distance of atoms.

Acknowledgements

This work was supported by Coordenadoria de Aperfeiçoamento de Pessoal de Nível Superior (CAPES) and Deutscher Akademischer Auslandsdienst (DAAD). A.G. also thanks Fundação de Amparo a Pesquisa do Estado de São Paulo (FAPESP) and Conselho Nacional de Desenvolvimento Científico e Tecnológico (CNPq).

References

- [1] D.L. Feder, C. W. Clark and B. I. Schneider, Phys. Rev. Lett. **82** 4956 (1999).
- [2] D. L. Feder and C. W. Clark Phys. Rev. Lett. **87** 190401 (2001).
- [3] R. Dum, J. I. Cirac, M. Lewenstein, and P. Zoller, Phys. Rev. Lett. **80**, 2972 (1998).
- [4] M. R. Matthews et al., Phys. Rev. Lett. **83**, 2498 (1999).
- [5] M. H. Anderson *et al.*, Science **269**, 198 (1995); D. S. Jin *et al.*, Phys. Rev. Lett. **77**, 420 (1996).
- [6] C. C. Bradley, C. A. Sackett, and R. G. Hulet, Phys. Rev. Lett. **78**, 985 (1997).
- [7] Fetter A. L. and Svidzinsky A. A. J. Phys.: Condens. Matter **13**, 135, (2001).
- [8] F. Dalfovo, S. Giorgini, L.P. Pitaevskii, e S. Stringari, Rev. Mod. Phys. **71**, 463 (1999).
- [9] F. Dalfovo and S. Stringari, Phys. Rev. A **53**, 2477 (1996).
- [10] K. Ziegler, Euro Phys. Lett **23**, 463 (1993).
- [11] K. Ziegler and A. Shukla, Phys. Rev. A **56**, 1438 (1997).

- [12] K. Ziegler, Phys. Rev. A **62**, 023611 (2000).
- [13] K. Ziegler, Laser Physics **12**, 247 (2002).
- [14] D.B.M. Dickerscheid *et al.*, Phys. Rev. A **68**, 043623 (2003).
- [15] C. Moseley and K. Ziegler, J. Phys. B: At. Mol. Opt. Phys. **40**, 629 (2007).
- [16] C. Moseley, O. Fialko, and K. Ziegler, arXiv:0707.1979v1 [cond-mat.other] (2007).
- [17] S.E. Barnes, J. Phys. F **6** (1976).
- [18] G. Kotliar and A.E. Ruckenstein, Phys. Rev. Lett. **57**, 1362 (1986).
- [19] The functional-integral is not unique because of parameter-dependent transformation of fields.
- [20] L. Pitaevskii and S. Stringari, *Bose-Einstein Condensation* (Clarendon, Oxford 2003).
- [21] P.A. Ruprecht, M.J. Holland, K. Burnett, M. Edwards, Phys. Rev. A **51**, 4704(1995).
- [22] A. Gammal, T. Frederico and L. Tomio Phys. Rev. A **64**, 055602 (2001).
- [23] Y. B. Band, M. Sokuler Phys. Rev. A **66**,43614 (2002).
- [24] S.K. Adhikari, P. Muruganandam, J. Phys. B **35**, 2831 (2002).
- [25] M.L. Chiofalo, S. Succi, M.P. Tosi, Phys. Rev. E **62**, 7438 (2000).
- [26] L. Pitaevskii and S. Stringari, *Bose-Einstein condensation* (Claredon, Oxford, 2003).
- [27] S. L. Cornish et al., Phys. Rev. Lett. **85**, 1795 (2000).
- [28] M. Brtko, A. Gammal and L. Tomio, Phys. Lett. A **359**, 339 (2006).
- [29] S. E. Koonin, *Computational Physics* (Addison-Wesley 1986).
- [30] S. Sinha, Phys. Rev. A **55**, 4325 (1997).

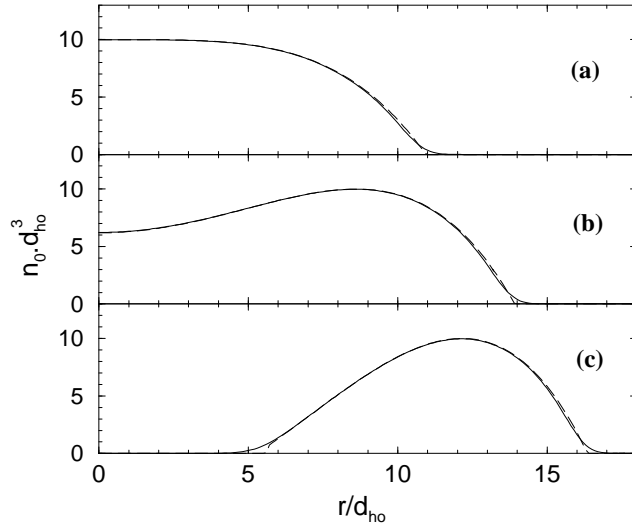


Figure 1: Radial profile of the condensate density: Thomas-Fermi approximation results (dashed line) and the solution of the full differential equation of slave-boson approach (solid line) with $\beta' = 1$ for the case without vortex ($m = 0$). Thomas-Fermi results were previously published in ref. [15]. (a) Chemical potential $\mu' = 0$, (b) $\mu' = 1$, (c) $\mu' = 2$ (units of J). The atomic density n_0 is given by equation (6). r is the distance from the center of the trap and d_{ho} is the harmonic oscillator length. Labels are in dimensionless units, like in all the following plots. (It should be noticed that the radial profile of the total density of particles is monotonous with its maximum at $r = 0$ [11].)

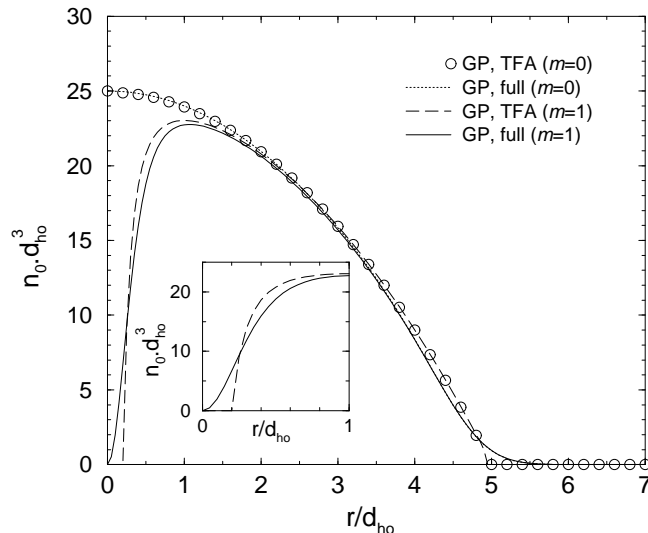


Figure 2: Condensate density profiles obtained from the Gross-Pitaevskii (GP) equation using the Thomas-Fermi approximation (TFA) and full numerical solution for the cases without vortex ($m = 0$) and with vortex ($m = 1$). The parameters are the chemical potential $\mu_{GP} = 0.5$ and the total number of atoms $N = 9095$. r is the distance from the center of the trap and d_{ho} is the harmonic oscillator length.

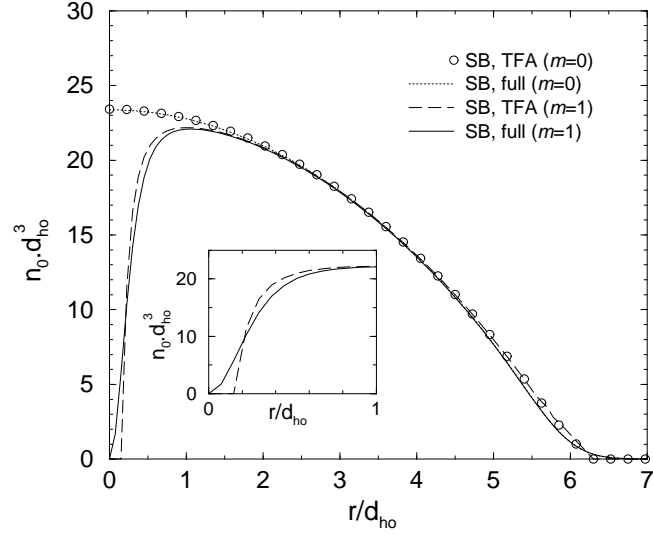


Figure 3: Condensate density profiles obtained from slave-boson equation using Thomas-Fermi approximation (TFA) and full numerical solution without vortex ($m = 0$) and with vortex ($m = 1$). The parameters are $\beta' = 10$, chemical potential $\mu = -4.85J$, and number of condensed particles $N_0 = 9112$.

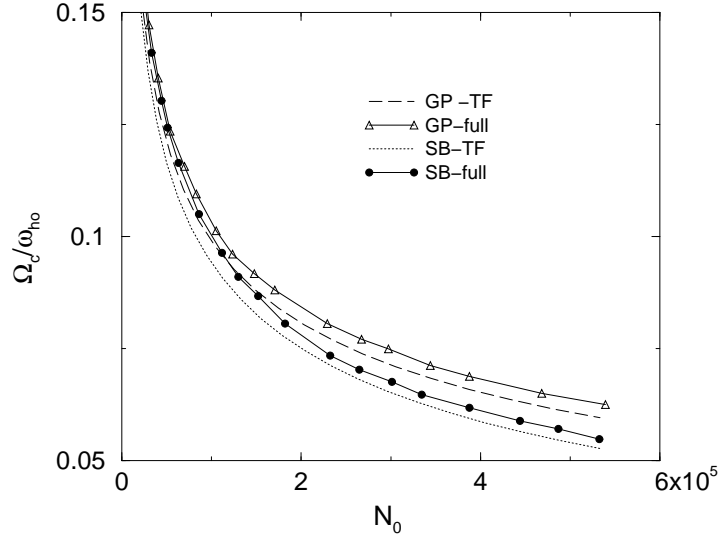


Figure 4: Critical angular velocity calculated in Thomas-Fermi approximation and full calculations with kinetic term for the Gross-Pitaevskii (GP) and Slave-Boson (SB) equations. N_0 is the number of condensed atoms. For the SB equation we used $\beta' = 10$.