

Conductance through atomic point contacts between fcc(100) electrodes of gold

O. Lopez-Acevedo¹, D. Koudela¹ and H. Häkkinen^{1,2}

¹ Nanoscience Center and Department of Physics, FI-40014 University of Jyväskylä, Finland

² Department of Chemistry, FI-40014 University of Jyväskylä, Finland

Abstract. Electrical conductance through various nanocontacts between gold electrodes is studied by using the density functional theory, scalar-relativistic pseudopotentials, generalized gradient approximation for the exchange-correlation energy and the recursion-transfer-matrix method along with channel decomposition. The nanocontact is modeled with pyramidal fcc(100) tips and 1 to 5 gold atoms between the tips. Upon elongation of the contact by adding gold atoms between the tips, the conductance at Fermi energy E_F evolves from $G \approx 3G_0$ to $G \approx 1G_0$ ($G_0 = 2e/h^2$). Formation of a true one-atom point contact, with $G \approx 1G_0$ and only one open channel, requires at least one atom with coordination number 2 in the wire. Tips that share a common vertex atom or tips with touching vertex atoms have three partially open conductance channels at E_F , and the symmetries of the channels are governed by the wave functions of the tips. The long 5-atom contact develops conductance oscillations and conductance gaps in the studied energy range $-3 \leq E - E_F \leq 5$ eV, which reflects oscillations in the local density of electron states in the 5-atom linear "gold molecule" between the electrodes, and a weak coupling of this "molecule" to the tips.

E-mail: lopez@phys.jyu.fi

PACS numbers: 61.46.Km, 73.23.Ad, 73.63.Nm

1. Introduction

Stable atomic point contacts and chain-like wires between metal leads constitute an intensive research field aimed at atomic-precision manipulation of mechanical and electrical properties of nanojunctions for possible use in future nanoelectronics [1, 2]. Gold nanowires have been an archetypical system; early experimental discoveries [3, 4] of stable several-atom-long wires have sparked extensive theoretical and experimental interest [5]-[23]. Along with detailed results for the dependence of conductance on the nanowire structure, early electronic structure calculations predicted also considerable chemical "sensing activity" of these contacts [9, 10].

Gold nanowires are ideal systems to study ballistic transport in an atomic environment, since (i) the wires are shorter than the electron mean-free path and (ii) the Fermi wave length of gold is comparable to the diameter of an ultimately narrow wire (one gold atom), allowing for passage of current with one unit of the quantum conductance $G_0 = 2e^2/h$ at energies close to E_F . Step-wise reduction of the conductance down to $G \approx 1G_0$ upon stretching (and concomitant narrowing) of the contact is well documented in many experiments and calculations. Specifically, formation of several-atom long wires with $G \approx 1G_0$ was reported in the ground-breaking experiments in 1998 [3, 4]. Particularly in the mechanical break-junction experiment [4] formation of a one-atom point contact was attributed to the discrete jump of conductance down to $G \approx 1G_0$. This result has been conventionally interpreted as there being just one open conductance channel (s-like channel, according to the monovalent nature of gold [5]).

This work re-iterates the fundamental question: when does a wire constitute a "truly" one-atom point contact with only single open channel? On the basis of density-functional-theory (DFT) calculations of relaxed model structures and accompanied recursion transfer-matrix (RTM) calculations for the (intrinsic, without bias) conductance, we show that a conductance value close to the quantum unit is not a sufficient criterion to identify a "true" atomic point contact between the leads, modeled here with two fcc(100) tips. Upon formation of the wire, configurations exist which appear to have a minimal cross-section of just one gold atom, however up to three conductance channels can be partially open to yield a total conductance $G \approx 1G_0$. Formation of a true one-atom point contact with only one open conductance eigenchannel requires at least one atom in the wire with a coordination number of two, i.e., *three atoms* in a linear configuration. This way, the formation of the point contact is intimately linked to the chemical coordination of the atoms *in the wire*. Tips that share a common vertex atom or tips with touching vertex atoms have three partially open conductance channels at E_F , and the symmetries of the channels are governed by the wave functions of the tips. We have also studied a long 5-atom wire (7 atoms altogether in a linear configuration) and observed that it develops conductance oscillations and conductance gaps in the studied energy range $-3 \leq E - E_F \leq 5$ eV. This reflects oscillations in the local density of electron states in the 5-atom linear "gold molecule" between the electrodes.

2. Method

Atomic structures of the model contacts were relaxed and the electronic structure analysed by using a density-functional total-energy method based on ref. [24]. The interactions between the 5d and 6s electrons and the core electrons of gold were described by scalar-relativistic Troullier-Martins norm-conserving first-principles pseudopotentials [25] in conjunction with the Perdew-Burke-Ernzerhof (PBE) exchange-correlation potential [26]. The nanocontact is built of two fcc(100) tips with a variable number of gold atoms between the tips in the (100)-axis (z), see Fig. 1. The length of each contact was relaxed with the constrain that the atoms in the outermost layers of the tips were fixed to their lattice-terminated (x,y) positions.

For obtaining the conductance, the local part of the self-consistent Kohn-Sham potential $U_{KS}^{loc}(\mathbf{r})$ of the DFT calculation was used in the recursion-transfer-matrix method along with the conductance eigenchannel decomposition [27, 28, 29]. The transmission of the electron propagating from one electrode to another through $U_{KS}^{loc}(\mathbf{r})$ of the wire region is evaluated using a numerical solution of the stationary states of the Schrödinger equation. In the direction of the wire, propagation of the electrons is started from a smooth jellium potential (at -11 eV) of the lead and stopped when the bulk value of the potential is reached on the opposite lead. In the transverse direction periodic boundary conditions are used.

The conductance $G(E)$ was calculated from the Landauer-Büttiker formula as a sum over all non-zero conductance channels

$$G = G_0 \sum_i |\tau_i|^2 \quad (1)$$

where $|\tau_i|^2$ are the eigenvalues of the product of transmission matrices, $t^\dagger t$. Convergence of the obtained conductance values $G(E)$ has been carefully tested with respect to number of plane waves in the transverse direction, number of atomic layers in the tips, number of points in the calculation grid into the bulk region of the lead. Finally, we have checked that the use of the local 6s-part for constructing the U_{KS}^{loc} from the non-local self-consistent Kohn-Sham potential that includes the 5d-6s-6p angular momentum channels of the pseudopotential is a quantitatively satisfying approximation.

3. Results and discussion

Figure 2 shows conductance versus energy (left column) and the eigenchannel decomposition (right column) for all the configurations A-E shown in Fig. 1. Table 1 summarizes the conductance values at the Fermi energy, $G(E_F)$.

The contact A shows a local maximum in the conductance ($G = 3 G_0$) 1 eV below E_F . At the Fermi level the conductance is $G = 2.7 G_0$ and reaches a local minimum at slightly higher energies. This high value of conductance was also obtained in [18] for the same system. The eigenchannel analysis shows three partially open conducting channels. At E_F , the transmittance of the first (non-degenerate) and second channel

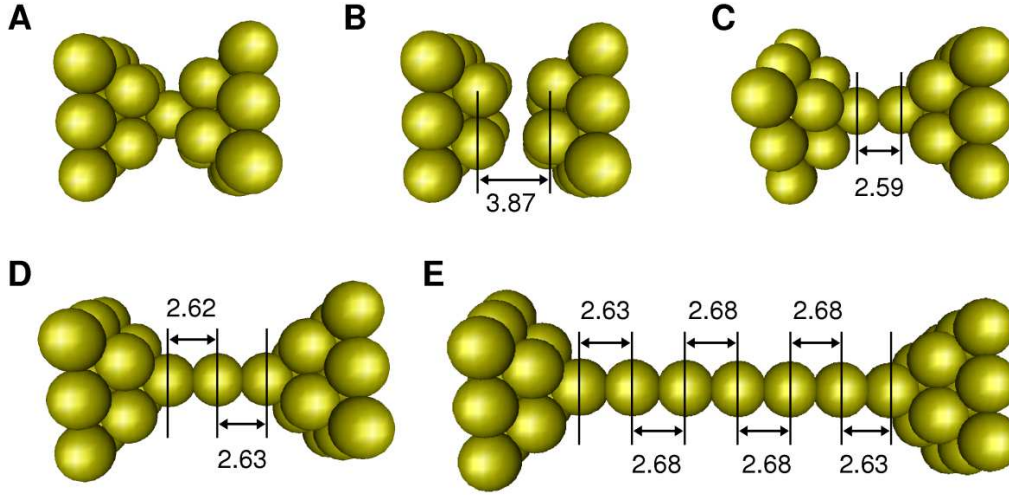


Figure 1. Models for gold nanocontacts between fcc(100) tips: A: tips sharing the vertex atom, B: as A, but the central atom removed (non-relaxed), C: touching vertex atoms, D: one-atom contact, E: linear five-atom contact. Selected Au-Au distances are marked (in Å).

Table 1. Conductance $G(E_F)$ and the number of open eigenchannels N_C at the Fermi energy for contacts A - E. An eigenchannel is considered as open if its transmission is larger than 0.05.

Contact	$G(E_F)/G_0$	N_C
A	2.7	3
B	2.3	3
C	0.8	3
D	0.6	1
E	0.9	1

(doubly degenerate) are 0.75 and 0.93, respectively. Higher channels show transmittance below 0.05.

This contact provides the first example where on structural grounds one could argue that a one-atom point contact has been formed. From the point of view of the electronic structure, this is not the case. Existence of three major channels implies dominance of the tip electronic structure. As a straightforward test, we removed the central atom in structure A (see structure B in Fig. 1) and re-calculated the electronic structure, U_{KS}^{loc} and the conductance. Three major channels remain open at E_F and the conductance remains high, $G(E_F) = 2.3G_0$.

As has been noted previously [5], the degeneracy patterns of conductance channels close to Fermi energy can be related to symmetries of electronic orbitals in the contact region. Fig. 3 (left) displays the visualization of one of the doubly-degenerate occupied orbital close to E_F (the other one is related by a 45-degree rotation). It is interesting to note that this orbital has virtually no weight around the shared vertex atom. This

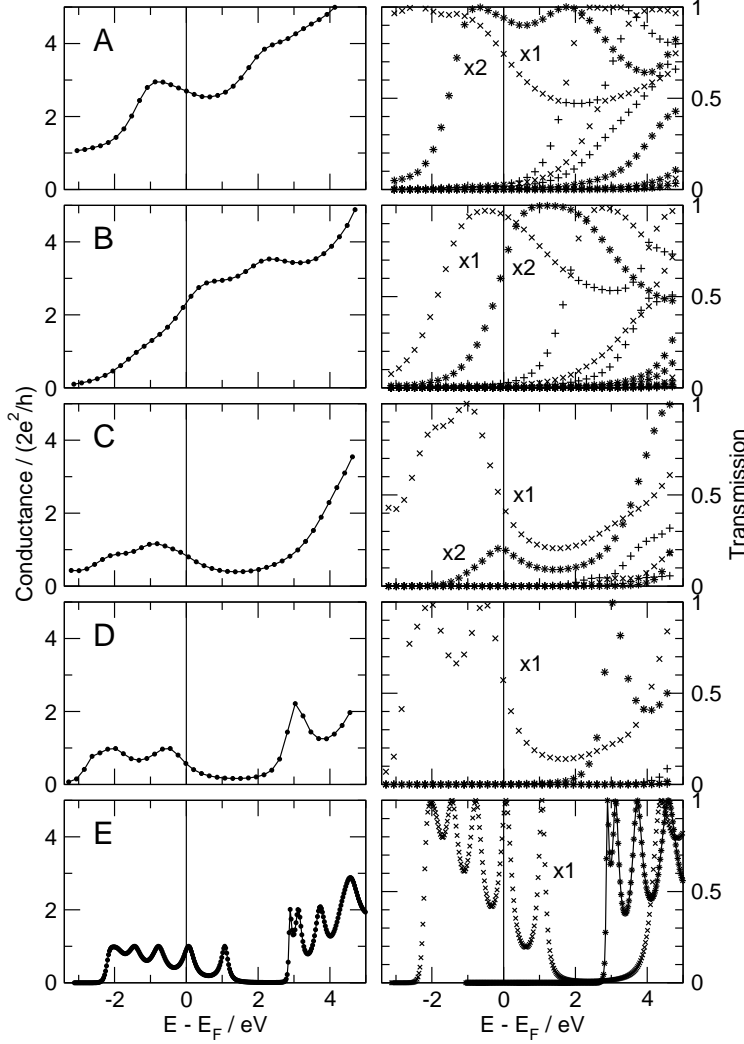


Figure 2. Left: Conductance vs. energy for structures A - E of Fig. 1. Right: Transmission of eigenchannels. The solid line marks the position of the Fermi energy. Degeneracies of the major channels indicated.

explains qualitatively also the insensitivity of the conductance to the removal of this atom (contact B).

$G(E_F)$ drops significantly (to $0.8 G_0$) for contact C which consists of the tips with touching vertex atoms. The coordination number of the vertex atoms is 5. Based on the calculated conductance, one could again classify this contact as a "one-atom point contact". However, the eigenchannel analysis reveals three partially open channels close to E_F . The non-degenerate channel has a transmittance of 0.4 and the doubly-degenerate channel 0.2. Fig. 3 (right) displays a visualization of the doubly-degenerate orbital close to E_F , which forms a bonding state between the touching vertex atoms, continuing all the way to the tips.

Contact D has two maxima ($G \approx 1G_0$) at 2 eV and 0.5 eV below E_F , and a rather

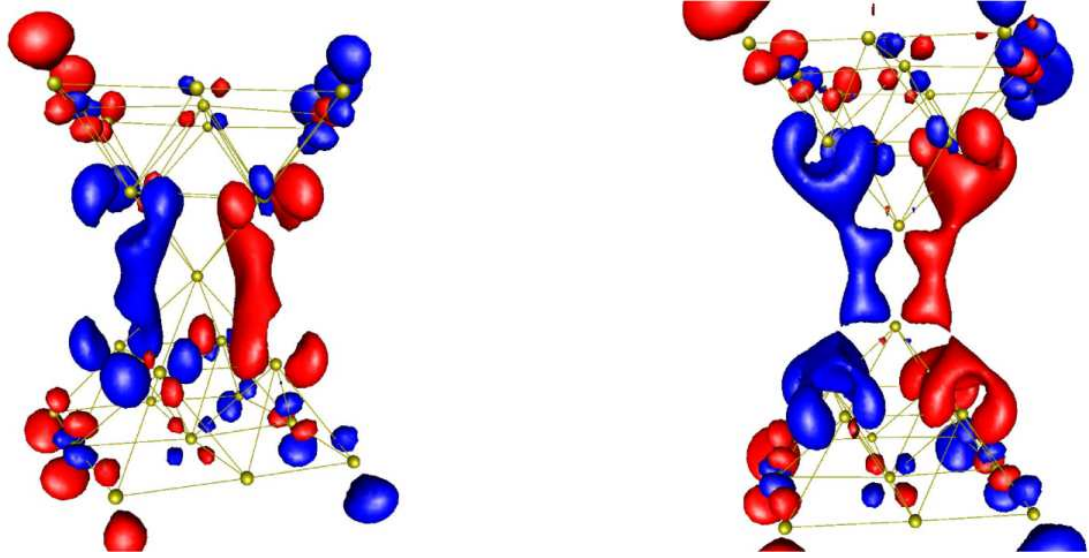


Figure 3. Left: The doubly degenerate Kohn-Sham orbital at E_F for structure A. Note that there is no weight around the shared vertex atom. Right: The corresponding orbital for contact C.

low value at the Fermi level, $G(E_F) = 0.6G_0$. Only one channel remains open. It is interesting to correlate the closing of the higher channels with the decrease of the coordination number of the central atom from 5 (contact C) to 2 (contact D). Also, the single open channel at E_F nearly closes for the region 1 - 2 eV above E_F .

The longest studied contact E (5-atom chain) exhibits a qualitatively distinct conductance pattern: oscillations with sharp transmittance peaks for a single eigenchannel at energies $-2 \leq E - E_F \leq 1$ eV and a wide conductance gap for $1 \leq E - E_F \leq 3$ eV. The sharp peaks at energies $3 \leq E - E_F \leq 5$ eV are due to the second eigenchannel which is doubly degenerate.

We have checked that the distinct behaviour of the contact E is not due to approximations made in building the effective local potential U_{KS}^{loc} for the RTM calculations. A direct evidence is shown in Fig. 4 where comparison of two $G(E)$ curves for contact E are shown. The red solid curve reproduces the data of Fig. 2 and the blue dashed curve is obtained from a RTM calculation where the U_{KS}^{loc} is derived from 6s-only pseudopotential DFT calculation for the contact. The shapes of the two conductance curves are very similar.

What drives the observed distinct behaviour of contact E? One may note that a qualitative change of $G(E)$ takes place already when comparing contacts A and C: the direction of the wire axis [110] differs from the orientation of the (100) tips. This change is correlated with the development of a broad conductance minimum at energies $1 \leq E - E_F \leq 2$ eV which develops further to a true conductance gap for contact E. The $G(E)$ behaviour of contact E, a series of sharp "resonance" peaks at $-2 \leq E - E_F \leq 1$ eV separated by large conductance gaps from below and above, is a signature of a "molecular" nature of the contact. This is due to two factors: (i) the local electronic

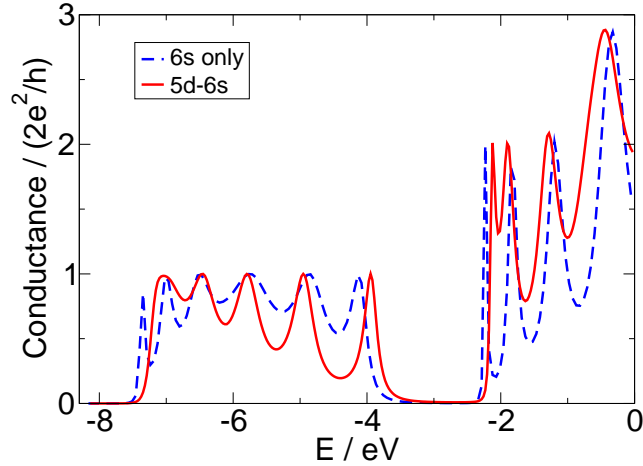


Figure 4. Comparison between $G(E)$ calculated with the local part of the $5d - 6s$ self-consistent pseudo-potential (red solid line) and $G(E)$ calculated with the local $6s$ self-consistent pseudo-potential (blue dashed line).

structure of the longer Au chains differs markedly from that in the tips, see Figure 5, which shows well-developed oscillations in the local density of electronic states projected to the central Au atom in the wire, and (ii) mismatch of the crystal orientations between the wire and the tips ([110] and [100], respectively) causes significant back-scattering at the vertices of the tips, thus effectively decoupling the "molecular" Au chain from the tips.

The mechanical stability of the long wire has been checked by modifying the linear five atom contact and optimizing. The modification consisted in a random shift of the wire atom coordinates in the plane perpendicular to the initial linear chain. After optimization a new isomer with lower energy has been found with the five central atoms in a zig-zag final configuration.

4. Conclusions

We have studied the conductance of different one-atom-size contacts between fcc(100) gold tips. Formation of a true one-atom point contact, with $G \leq 1G_0$ and one open eigenchannel, requires at least one atom in the wire with a coordination number of two. The long 5-atom contact develops sharp resonances and conductance gaps, signaling formation of a weakly coupled "linear gold molecule" between the tips. The weak coupling may be due to the fact that the linear "molecular" part of the contact has locally a [110] axis whereas the tips are in the [100] orientation, causing significant back-scattering at the vertex atoms. Experimental observation of this phenomenon might however be difficult due to various possible non-ideal atomic configurations of the tips. At the peaks of the resonances, the long linear chains appear to be ideal one-channel

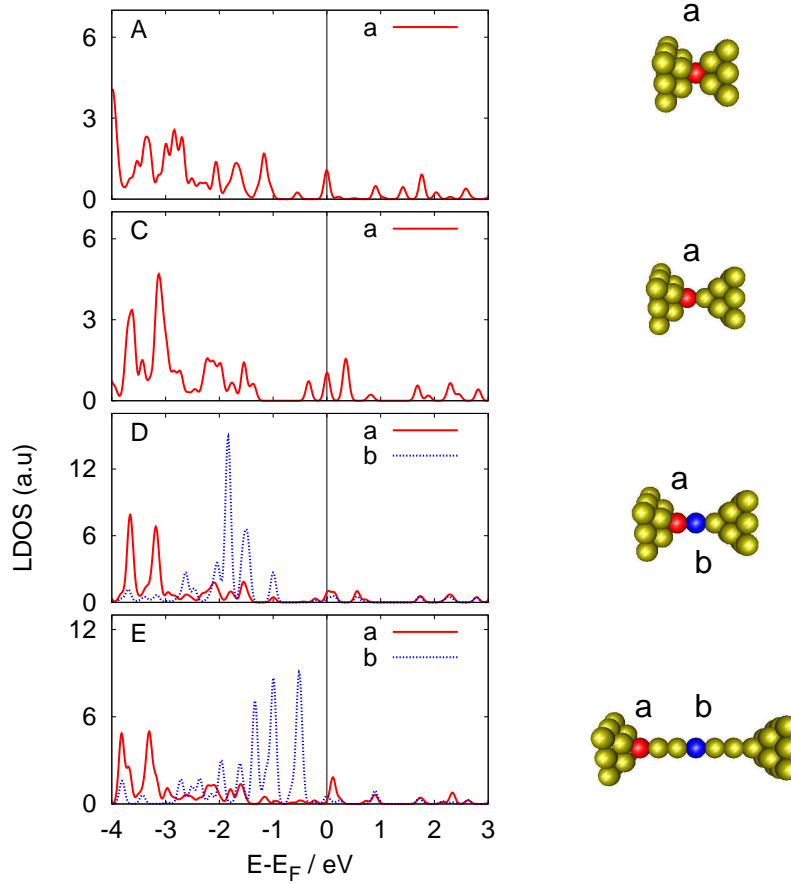


Figure 5. Left: Local density of electronic states (LDOS) for contacts A, C, D and E. Right: the corresponding atomic configurations. The colours of the LDOS curves for the "a" and "b" atoms correspond respectively to the colouring of the atoms on the right. Note the different y-scales

ballistic conductors with $G \approx 1G_0$ close to E_F . The disappearance of the experimentally measured conductance for long contacts [4] is then truly due to mechanical instabilities of the wire causing breaking of the contact, and not due to inherent deterioration of conductance in long linear wires.

Acknowledgments

We thank Matti Manninen and Michael Walter for fruitful discussions. This work is supported by the Academy of Finland via project 110013. Computations were performed in the Nanoscience Center of the University of Jyväskylä and in the Finnish IT Center for Science (CSC) in Espoo.

References

- [1] Serena P A, Garcia N 1997 *Nanowires* (Dordrecht: Kluwer)
- [2] Agraït N, Yeyati A L, van Ruitenbeek J M 2003 *Phys. Rep.* **377** 8103
- [3] Ohnishi H, Kondo Y and Takayanagi K 1998 *Nature* **395** 780
- [4] Yanson A I, Rubio Bollinger G, van der Brom H E, Agraït N and van Ruitenbeek J M 1998 *Nature* **395** 783
- [5] Scheer E, Agraït N, Cuevas J C, Yeyati A L, Ludoph B, Martn-Rodero A, Rubio Bollinger R, van Ruitenbeek J M and Urbina C 1998 *Nature* **394** 154
- [6] Cuevas J C, Levy Yeyati A, Martn-Rodero A, Rubio Bollinger G, Untiedt C and Agraït N 1998 *Phys. Rev. Lett.* **81** 2990
- [7] Nakamura A, Brandbyge M, Hansen L B and Jacobsen K W 1999 *Phys. Rev. Lett.* **82** 1538
- [8] Sanchez-Portal D., Artacho E., Junquera J, Ordejon P., Garcia A and Soler J M 1999 *Phys. Rev. Lett.* **83** 3884
- [9] Häkkinen H, Barnett R N and Landman U 1999 *J. Phys. Chem. B* **103** 8814
- [10] Häkkinen H, Barnett R N, Scherbakov A G and Landman U 2000 *J. Phys. Chem. B* **104** 9063
- [11] Rodrigues V, Fuhrer T and Ugarte D 2000 *Phys. Rev. Lett.* **85** 4124
- [12] Brandbyge M, Mozos J-L, Ordejn P, Taylor J and Stokbro K 2002 *Phys. Rev. B* **65** 165401
- [13] Nielsen S K, Brandbyge M., Hansen K, Stokbro K, van Ruitenbeek J M and Besenbacher F 2002 *Phys. Rev. Lett.* **89** 066804
- [14] Csonka S, Halbritter A, Mihaly G, Jurdik E, Shklyarevskii O I, Speller S and van Kempen H 2003 *Phys. Rev. Lett* **90** 116803
- [15] Brandbyge M, Stokbro K, Taylor J, Mozos J-L and Ordejon P 2003 *Phys. Rev. B* **67** 193104
- [16] Barnett R N, Häkkinen H, Scherbakov A G and Landman U 2004 *Nano Lett.* **4** 1845
- [17] Lee Y J, Brandbyge M, Puska M J, Taylor J, Stokbro K and Nieminen R M 2004 *Phys. Rev. B* **69** 125409
- [18] Palotás K, Lazarovits B, Szunyogh L and Weinberger P 2004 *Phys. Rev. B* **70** 134421
- [19] Dreher M, Pauly F, Heurich J, Cuevas J C, Scheer E and Nielaba P 2005 *Phys. Rev. B* **72** 075435
- [20] Jelinek P, Perez R, Ortega J and Flores F 2006 *Phys. Rev. Lett.* **96** 046803
- [21] Untiedt C, Caturla M J, Calvo M R, Palacios J J, Segers R C and van Ruitenbeek J M 2007 *Phys. Rev. Lett.* **98** 206801
- [22] Jelinek P, Perez R, Ortega J and Flores F 2008 *Phys. Rev. B* **77** 115447
- [23] Zhang C, Barnett R N and Landman U 2008 *Phys. Rev. Lett.* **100** 046801
- [24] Barnett R N and Landman U 1993 *Phys. Rev. B* **48** 2081
- [25] Troullier N and Martins J L 1991 *Phys.Rev. B* **43** 1993
- [26] Perdew J P, Burke K and Ernzerhof M 1996 *Phys. Rev. Lett* **77** 3865
- [27] Hirose K and Tsukada M 1995 *Phys. Rev. B* **51** 5278
- [28] Brandbyge M, Jacobsen K W and J K Nørskov 1997 *Phys. Rev. B* **55** 2637
- [29] Brandbyge M, Sørensen M R and Jacobsen K W 1999 *Phys. Rev. B* **56** 14956