

Growing length and time scales in glass forming liquids

Smarajit Karmakar^{1,*}, Chandan Dasgupta^{1,2,†} and Srikanth Sastry^{2‡}

¹ *Centre for Condensed Matter Theory, Department of Physics,
Indian Institute of Science, Bangalore, 560012, India and*

² *Jawaharlal Nehru Centre for Advanced Scientific Research, Bangalore 560064, India.*

*Electronic address: smarajit@physics.iisc.ernet.in

†Electronic address: cdgupta@physics.iisc.ernet.in

‡Electronic address: sastry@jncasr.ac.in

The nature of the glass transition, whereby a variety of liquids transform into amorphous solids at low temperatures, is a subject of intense research despite decades of investigation. Explaining the enormous increase in viscosity and relaxation times of a liquid upon supercooling is essential for an understanding of the glass transition. Although the notion of a growing length scale of “cooperatively rearranging regions” (CRR), embodied in the celebrated Adam-Gibbs relation, has been invoked for a long time to explain dynamical slow down, the role of length scales relevant to glassy dynamics is not well established. Recent studies of spatial heterogeneity in dynamics provide fresh impetus in this direction. A powerful approach to extract length scales in critical phenomena is finite size scaling, wherein a system is studied for a range of sizes traversing the length scales of interest. We perform finite size scaling for the first time for a realistic glass former, using computer simulations, to evaluate a length scale associated with dynamical heterogeneity which grows as temperature decreases. However, relaxation times which also grow with decreasing temperature, do not show the same kind of scaling behavior with system size as the dynamical heterogeneity, indicating that relaxation times are not solely determined by the length scale of dynamical heterogeneity. We show that relaxation times are instead determined, for all studied system sizes and temperatures, by configurational entropy, in accordance with the Adam-Gibbs relation, but in disagreement with theoretical expectations based on spin-glass models that configurational entropy is not relevant at temperatures substantially above the critical temperature of mode coupling theory. The temperature dependence of the heterogeneity lengthscale shows significant deviations from theoretical expectations, and the length scale one may extract from the system size dependence of the configurational entropy has much weaker temperature dependence compared to the heterogeneity length scale at all studied temperatures. Our results provide new insights into the dynamics of glass-forming liquids and pose serious challenges to existing theoretical descriptions.

Most approaches to understanding the glass transition and slow dynamics in glass formers [1, 2, 3, 4, 5, 6, 7, 8, 9] are based on the intuitive picture that the movement of their constituent particles (atoms, molecules, polymers) requires progressively more *cooperative*

rearrangement of groups of particles as temperature decreases (or density increases). Structural relaxation becomes slow because the concerted motion of many particles is infrequent. Intuitively, the size of such “cooperatively rearranging regions” (CRR) is expected to increase with decreasing temperature. Thus, the above picture naturally involves the notion of a growing length scale, albeit implicitly in most descriptions. The notion of such a length scale, related to the configurational entropy S_c (see methods), forms the basis of rationalizing [1, 6, 7] the celebrated Adam-Gibbs (AG) relation [1] between the relaxation time and S_c .

More recently, a number of theoretical approaches have explored the relevance of a growing length scale to dynamical slow down [5, 7, 9]. A specific motivation for some of these approaches arises from the study of heterogeneous dynamics in glass formers [10, 11, 12, 13]. In particular, computer simulation studies [11, 12, 13] focused attention on spatially correlated groups of particles which exhibit enhanced mobility, and whose spatial extent grows upon decreasing temperature. The spatial correlations of local relaxation permits identification of a dynamical (time dependent) length scale, ξ , through analysis of a *four point* correlation function first introduced by Dasgupta *et al* [14] (see methods), and the associated dynamical susceptibility χ_4 [15, 16]. These quantities have been studied recently *via* inhomogeneous mode coupling theory (IMCT) [5] and estimated from simulation and experimental data [5, 17, 18, 19, 20, 21].

The method of finite size scaling, used extensively in numerical studies of critical phenomena [22], is uniquely suited for investigations of the presence of a dominant length scale. This method involves a study of the dependence of the properties of a finite system on its size. We study a binary mixture of particles interacting via the Lennard-Jones potential [23], originally proposed as a model for $Ni_{80}P_{20}$, and widely studied as a model glass former. We perform constant temperature molecular dynamics simulations at a constant volume (see methods and [24] for details), for seven temperatures, and up to a dozen different system sizes for each temperature. For each case, we calculate the dynamic susceptibility $\chi_4(t)$ as the second moment of the distribution of a correlation function $Q(t)$ which measures the overlap of the configuration of particles at a given time with the configuration after a time t (see methods). From previous work, it is now well-established that $\chi_4(t)$ has non-monotonic time dependence, and peaks at a time τ_4 that is proportional to the structural relaxation time τ . Such behavior is shown in the inset of Figure 1(a). In Figure 1(a), we show the peak

values $\chi_4^p \equiv \chi_4(\tau_4)$ vs system size (number of particles) N for a range of temperatures. At each temperature, χ_4^p is an increasing function of N , saturating at large N . The saturation occurs at a larger value of N at lower temperatures. This is precisely the finite-size scaling behaviour expected for a quantity whose growth with decreasing temperature is governed by a dominant correlation length that increases with decreasing temperature.

We have estimated the correlation length ξ from finite size scaling of $\chi_4^p(T, N)$, which also involves estimating the value of χ_4^p as $N \rightarrow \infty$. As the latter estimation is a potential source of error in estimating ξ , we employ the Binder cumulant of the distribution of $Q(\tau_4)$ to estimate ξ . The Binder cumulant [25], defined (see methods) in terms of the fourth and second moments of the distribution, vanishes for a Gaussian distribution, whereas it acquires negative values which are larger for distributions that deviate from a Gaussian more strongly. The Binder cumulant has been used extensively in finite size scaling analysis in the context of critical phenomena, owing to its very useful property that in systems with a dominant correlation length ξ , it is a scaling function only of L/ξ (or equivalently, of N/ξ^3), where L is the linear dimension of the system. The distributions themselves are shown in the inset of Figure 1(b), for two different system sizes for temperature $T = 0.47$. We see that the distribution is unimodal for the large system size of $N = 1600$ whereas it is strongly bimodal for the small system size of $N = 150$. The same trend is observed as temperature is decreased for a fixed size of the system. The data collapse of the Binder cumulant, from which we extract the correlation length $\xi(T)$, is shown in Figure 1(b). The collapse observed is excellent, confirming that the growth of χ_4^p with decreasing T is governed by a growing dynamical correlation length. The values of ξ obtained from this scaling analysis are consistent with less accurate estimates obtained from a similar analysis of the N -dependence of $\chi_4^p(T, N)$, as well as from the wave vector dependence of the four point dynamic structure factor $S_4(q, \tau_4)$ (see, *e. g.* [5]). Estimated χ_4^p as $N \rightarrow \infty$ compare very well with the $q \rightarrow 0$ limit of $S_4(q, \tau_4)$, up to a proportionality constant, implying that concerns about the dependence of χ_4^p values on the details of the simulations do not apply in our case [26].

The value of ξ (up to a temperature-independent multiplicative factor that can not be determined from scaling, but has been fixed to match results obtained from $S_4(q, \tau_4)$) increases from 2.11 to 6.23 as T decreases from $T = 0.70$ to $T = 0.45$. We find that both ξ and the asymptotic, $N \rightarrow \infty$ value of χ_4^p deviate from power law behavior as the critical temperature T_c of mode coupling theory ($T_c \simeq 0.435$ in our system) is approached (consis-

tently with previous observations). However, the power-law relationship between χ_4^p and ξ predicted in IMCT is approximately satisfied by our data. Since the range of the measured values of ξ is small, it is not possible to obtain accurate estimates of the exponents of these power laws.

Next we consider the dependence of the relaxation time τ on T and N . For each case, we calculate the relaxation time from the decay of $\langle Q(t) \rangle$. The results for τ are displayed in Figure 2, which shows that τ increases as the temperature decreases, as expected. However, the observed *increase* in τ with decreasing N for small values of N at fixed T is *not* consistent with standard dynamical scaling for a system with a dominant correlation length (*e.g.* near a critical point): dynamical finite-size scaling would predict a decrease in τ as the linear dimension L of the system is decreased below the correlation length ξ . Similar finite size effects on relaxation times have been observed in previous simulations of realistic glass formers (*e.g.* [27]) but have not been analyzed in detail. The observed N -dependence of τ is opposite to that found in finite-size scaling studies of mean-field spin-glass models [28, 29] whose analytically tractable behaviour forms the starting point of most recent theories (including IMCT) of the dynamics of glassy liquids [30].

The inset of Figure 3 shows the large- N value of τ plotted as a function of (a) the correlation length ξ on a double-log scale, and (b) $\frac{\xi}{k_B T}$ on a semi-log scale. The power-law relation between these two quantities predicted in IMCT [5] is found above $T = 0.5$; deviation from a power law is found at lower temperatures. The semi-log plot indicates that an exponential form $\tau \sim \exp\left(k(\xi/k_B T)^\zeta\right)$, with $\zeta = 0.7$, describes the data well in the entire range. Though such a dependence is expected according to the random first order theory (RFOT)[7], the exponent value we observe cannot be easily rationalized within that framework. We comment further on the significance of the exponent value later. Figure 3 shows relaxation times $\tau(T, N)$ for different N values scaled to the asymptotic $N \rightarrow \infty$ value $\tau(T)$, plotted against values of $\chi_4^p(T, N)$ scaled to the asymptotic $N \rightarrow \infty$ value $\chi_4^p(T)$. If the system size dependence of τ and χ_4^p are governed by the same length scale, one must expect a universal dependence of the scaled relaxation times on the scaled χ_4^p values. From the data shown in Figure 3, it is clear that there is no systematic relation between the scaled τ and χ_4^p that describes their variation both with T and with N . These results indicate that the growth of τ with decreasing T is *not* governed solely by the correlation length ξ that describes the growth of χ_4 .

Motivated by the AG relation [1], $\tau \propto \exp\left(\frac{A}{TS_c}\right)$, where A is a constant, we next consider the dependence of τ on the configurational entropy S_c whose evaluation is described elsewhere [24]. As shown in Figure 4 where $\log(\tau)$ is plotted *vs.* $\frac{1}{TS_c}$ for all temperatures and system sizes studied, we find a remarkable agreement with the AG relation, not only *vs.* T but also for all system sizes. To our knowledge, such a demonstration of the validity of the AG relation for finite or confined systems has not been made earlier. Thus, the N -dependence of τ , which can not be understood from dynamical finite-size scaling, can be explained in terms of the N -dependence of S_c , suggesting that the growth of τ with decreasing temperature is more intimately related to the change of S_c , than to the increase of the correlation length ξ and susceptibility χ_4 , associated with dynamical heterogeneity. As S_c at a given temperature varies with system size N , it is tempting to inquire if the N -dependence of S_c is associated with a length scale. We extract such a length scale from data collapse of $S_c(T, N)$, scaled to its value as $N \rightarrow \infty$, shown in the top inset of Figure 4. We obtain reasonable data collapse, but the extracted length scales turn out to have substantially weaker T -dependence compared to ξ . The comparison of the length scale obtained from the configurational entropy and that obtained from dynamical heterogeneity is shown in the bottom inset of Figure 4.

A central role for the configurational entropy, along with an analysis of a length scale relevant to structural relaxation, are the content of the random first order theory, developed by Wolynes and co-workers [7]. According to RFOT, the length scale of dynamical heterogeneity is the “mosaic length” that represents the critical size for entropy driven nucleation of a new structure in a liquid. Mean-field arguments based on known properties of infinite-range models suggest that the RFOT mechanism is operative for temperatures lower than T_{MCT} . In this regime, the dynamics of the system is activated, with the relaxation time expected to vary as $\tau = \tau_0 \exp\left[B\left(\frac{\Delta F}{k_B T}\right)^\psi\right]$, where ΔF is the free energy barrier to structural rearrangements, and ψ is an unknown exponent. The free energy barrier in turn depends on the mosaic length as $\frac{\Delta F}{k_B T} \sim \xi^\theta$, where θ describes the dependence of the surface energy on the size of a region undergoing structural change. The observed validity of the AG relation, and the dependence of the relaxation time on the length scale ξ , $\tau \sim \exp\left(k(\xi/k_B T)^\zeta\right)$, with $\zeta = 0.7$, can be rationalized within RFOT if the exponent θ is assumed to be close to 2.3, and the exponent ψ is close to 0.3. However, this interpretation has the drawback that the exponent θ does not satisfy the physical bound, $\theta \leq 2$, in three dimensions, and there is no

evident explanation for the value of ψ . We note that similar conclusions were reached in a recent analysis [21] of experimental data near the laboratory glass transition, on a large class of glass-forming materials. Thus we find puzzling values for the exponents relevant to the applicability of RFOT, which are in need of explanation, and data in [21] indicate that such a result may apply for a wide range of temperatures, all the way to the experimental glass transition.

RFOT focuses on behavior near the glass transition, and in the limiting case of the spin glass models where theoretical predictions are available, configurational entropy plays no role in the behavior of the system above the mode coupling temperature. However, there have indeed been attempts to extend the RFOT analysis to temperatures above the mode coupling temperature [31, 32] and to estimate a mosaic length scale at such temperatures, and we thus compare our results with predictions arising from these analyses. Stevenson *et al* [31] have considered the change in morphology of rearranging regions above the mode coupling temperature, and correspondingly the dependence of relaxation times on configurational entropy. The predicted dependence of relaxation times on configurational entropy differs from the Adam-Gibbs form, whereas our results strikingly confirm the Adam-Gibbs form. Franz and Montanari [32] have estimated a mosaic length scale in addition to a heterogeneity length scale, and have discussed the crossover in the dominant length scale near the mode coupling temperature. The significantly smaller mosaic length scale they estimate appears consistent with the smallness of the length scale we obtain from the finite size dependence of the configurational entropy. Nevertheless, this analysis does not contain explicit predictions regarding the relevance of the configurational entropy at temperatures higher than the mode coupling temperature.

Our observation that the configurational entropy predicts the relaxation times in accordance with the AG relation for all the temperatures and system sizes we study poses serious challenges to current theoretical descriptions based on the analogy with the behaviour of mean-field models. Although the relevance of the configurational entropy at high temperatures has been observed in earlier simulation studies and analyses based on the inherent structure approach [24, 33, 34], we emphasize that a theoretical analysis that satisfactorily explains such dependence is not at hand at present, and our results concerning the robustness of the Adam-Gibbs relation in finite systems highlights further the challenge to existing theoretical descriptions. Equally importantly, our results reveal that the length scale asso-

ciated with dynamical heterogeneity does not play the central role attributed to it in recent analyses, and highlights the necessity to understand the role of other relevant length scales, along the lines of the analysis in [32].

Methods :

Simulation details: The system we study is a 80:20 (A:B) binary mixture of particles interacting via the Lennard-Jones potential:

$$V_{\alpha\beta}(r) = 4\epsilon_{\alpha\beta} \left[\left(\frac{\sigma_{\alpha\beta}}{r} \right)^{12} - \left(\frac{\sigma_{\alpha\beta}}{r} \right)^6 \right], \quad (1)$$

where $\alpha, \beta \in \{A, B\}$ and, $\epsilon_{AB}/\epsilon_{AA} = 1.5$, $\epsilon_{BB}/\epsilon_{AA} = 0.5$, $\sigma_{AB}/\sigma_{AA} = 0.80$, $\sigma_{BB}/\sigma_{AA} = 0.88$, masses $m_A = m_B$. The interaction potential is cutoff at $2.50\sigma_{\alpha\beta}$. Length, energy and time are reported in units of σ_{AA} , ϵ_{AA} and $\sqrt{\sigma_{AA}^2/\epsilon_{AA}}$, and other *reduced units* are derived from these. All simulations are done for number density $\rho = 1.20$. We have used a cubic simulation box with periodic boundary conditions. Simulations are done in the canonical ensemble (NVT) using a modified leap-frog integration scheme. We simulate for seven temperatures in the range $T \in \{0.450, 1.00\}$. The mode coupling temperature for this system has been estimated [23] to be $T_{MCT} \simeq 0.435$. We equilibrate the system for $\sim 10^7 - 10^8$ MD steps depending on system size and production runs are at least 5 times longer than the equilibration runs. We use integration time steps dt from 0.001 to 0.006 for the temperature range 0.800 to 0.450. The studied system sizes vary from $N = 50$ to $N = 1600$.

Dynamics: Dynamics is studied via a two point correlation function, the overlap $Q(t)$,

$$Q(t) = \int d\vec{r} \rho(\vec{r}, t_0) \rho(\vec{r}, t + t_0) \sim \sum_{i=1}^N w(|\vec{r}_i(t_0) - \vec{r}_i(t_0 + t)|) \quad (2)$$

where $\rho(\vec{r}, t_0)$ etc are space-time dependent particle densities, $w(r) = 1$, if $r \leq a$ and zero otherwise, and averaging over the initial time t_0 is implied. The use of the window function [$a = 0.30$] treats particle positions separated due to small amplitude vibrational motion as the same. The second part of the definition is an approximation which uses only the self-term, which we have verified to be reliable (see [16] for details). The structural relaxation time τ is measured by a stretched exponential fit of the long-time decay of $Q(t)$.

The fluctuations in $Q(t)$ yields the dynamical susceptibility:

$$\chi_4(t) = \frac{1}{N} [\langle Q^2(t) \rangle - \langle Q(t) \rangle^2]. \quad (3)$$

Previous work [16] has shown that $\chi_4(t)$ reaches a maximum for times τ_4 which are proportional to the structural relaxation time τ . We report the values of $\chi_4^p \equiv \chi_4(t = \tau_4)$.

The Binder cumulant, which we use for finite size scaling, is defined as

$$B(N, T) = \frac{\langle [Q(\tau_4) - \langle Q(\tau_4) \rangle]^4 \rangle}{3 \langle [Q(\tau_4) - \langle Q(\tau_4) \rangle]^2 \rangle^2} - 1. \quad (4)$$

$B(N, T) = 0$, if the distribution $P(Q(\tau_4))$ is Gaussian, and is a scaling function of ξ/L only (where L is the linear size of the system, and ξ is the correlation length), without any prefactor.

Configurational Entropy : S_c , the configurational entropy per particle, is calculated as the measure of the number of distinct local energy minima, by subtracting from the total entropy of the system the ‘vibrational’ component:

$$S_c(T) = S_{total}(T) - S_{vib}(T). \quad (5)$$

Details of the calculation procedure are as given in [24].

-
- [1] Adam, G. and Gibbs, J. H On the Temperature Dependence of Cooperative Relaxation Properties in Glass-Forming Liquids. *J. Chem. Phys.* **43**, 139–146 (1965).
 - [2] Dudowicz, J., Freed, K. F. and Douglas, J. F. Entropy theory of polymer glass formation revisited. I. General Formulation. *J. Chem. Phys.* **124** 064901-064915 (2006).
 - [3] Debenedetti, P. G. and Stillinger, F. H. Supercooled liquids and the glass transition. *Nature* **410** 259 – 267 (2001).
 - [4] Götze, W. and Sjögren, L., Relaxation Processes in Supercooled Liquids. *Rep. Prog. Phys.* **55**, 241–376 (1992).
 - [5] Biroli, G., Bouchaud, J.-P., Miyazaki, K. and Reichman, D. R. Inhomogeneous Mode-Coupling Theory and Growing Dynamic Length in Supercooled Liquids. *Phys. Rev. Lett.*, **97** 195701-1 – 195701-4 (2006).
 - [6] Kirkpatrick, T. R., Thirumalai, D. and Wolynes, P. G. Scaling concepts for the dynamics of viscous liquids near an ideal glassy state. *Phys. Rev. A* **40**, 1045 – 1054 (1989).
 - [7] Lubchenko, V. and Wolynes, P. G. Theory of Structural Glasses and Supercooled Liquids, *Annu. Rev. Phys. Chem.* **58** 235 – 266 (2007).
 - [8] Mezard, M. and Parisi, G. Thermodynamics of glasses: a first principles computation. *J. Chem. Phys.* **111** 1076 –1095 (1999).

- [9] Ritort, F. and Sollich, P. Glassy dynamics of kinetically constrained models. *Adv. Phys.*, **52** 219-342, (2003).
- [10] Ediger, M. D. Spatially heterogeneous dynamics in supercooled liquids. *Annu. Rev. Phys. Chem.* **51** 99 - 128 (2000).
- [11] Yamamoto, R. and Onuki, A. Kinetic Heterogeneities in a Highly Supercooled Liquid, *J. Phys. Soc. Jpn.* **66**, 2545-2548 (1997).
- [12] Hurley, M. M. and Harrowell, P. Kinetic structure of a two-dimensional liquid. *Phys. Rev. E* **52** 1694 - 1698 (1995).
- [13] Donati, C., Douglas, J. F., Plimpton, S. J., Poole, P. H. and Glotzer, S. C., String-like Cooperative Motion in a Supercooled Liquid. *Phys. Rev. Lett.* **80**, 2338-2342 (1998).
- [14] Dasgupta, C., Indrani, A. V., Ramaswamy, S. and Phani, M. K., Is there a growing correlation length near the glass transition?, *Europhys. Lett.* **15**, 307– 312 (1991).
- [15] Franz, S. and Parisi, G. On nonlinear susceptibility in supercooled liquids. *J. Phys. Condens. Matter* **12** 6335 – 6342 (2000).
- [16] Donati, C., Franz, F., Parisi, G. and Glotzer, S. C. Theory of Non-linear Susceptibility and Correlation Length in Glasses and Liquids. *J. Non-Cryst. Solids* **307-310** 215 – 224 (2002).
- [17] Berthier, L. Finite-Size Scaling Analysis of the Glass Transition. *Phys. Rev. Lett.* **91** 055701-1 – 055701-4 (2003).
- [18] Whitelam, S., Berthier, L. and Garrahan, J. P., Dynamic Criticality in Glass-Forming Liquids. *Phys. Rev. Lett.* **92** 185705-1 – 185705-4 (2005).
- [19] Berthier, L. *et al*, Direct Experimental Evidence of a Growing Length Scale Accompanying the Glass Transition. *Science*, **310**, 1797 – 1800 (2005).
- [20] Dalle-Ferrier, C. *et al*, Spatial correlations in the dynamics of glassforming liquids: Experimental determination of their temperature dependence. *Phys. Rev. E* **76**, 041510-1 – 041510-15 (2007).
- [21] Capaccioli, S., Ruocco, G. and Zamponi, F., Dynamically correlated regions and configurational entropy in supercooled liquids, <http://arXiv.org/abs/0710.1249>
- [22] Privman, V. (ed), Finite size scaling and numerical simulations in statistical systems, World Scientific, Singapore (1990).
- [23] Kob, W. and Andersen, H. C. Testing mode-coupling theory for a supercooled binary Lennard-Jones mixture: The van Hove correlation function. *Phys. Rev. E* **51**, 4626–4641 (1995).

- [24] Sastry, S. Liquid Limits: The Glass Transition and Liquid-Gas Spinodal Boundaries of Metastable Liquids. *Phys. Rev. Lett.* **85** 590 – 593 (2000).
- [25] Binder, K. Finite Size Scaling Analysis of Ising Model Block Distribution Functions, *Z. Phys. B - Condensed Matter* **43** 119 – 140 (1980).
- [26] Berthier, L., Biroli, G., Bouchaud, J.-P., Kob, W., Miyazaki, K. and Reichman, D. R. Spontaneous and induced dynamic fluctuations in glass formers. I. General results and the dependence on ensemble and dynamics. *J. Chem. Phys.* **126**, 184503-1 – 184503-21 (2007).
- [27] Kim, K. and Yamamoto, R. Apparent finite-size effects in the dynamics of supercooled liquids, *Phys. Rev. E* **61** R41 – R44 (2000).
- [28] Brangian, C., Kob, W. and Binder, K., Finite-size scaling at the dynamical transition of the mean-field 10-state Potts glass. *Europhys. Lett.* **53**, 756 – 761 (2001).
- [29] Rao, F., Crisanti, A. and Ritort, F. Frequency-domain study of relaxation in a spin glass model for the structural glass transition, *Europhys. Lett.* **62** 869 – 875 (2003).
- [30] However, some of these results are controversial. Results contrary to those published in [29] have been found in Brumer, E. Y., Ph. D. Thesis, Quantum and Classical Statistical Mechanics of Rough Energy Landscapes, Harvard University (2003).
- [31] Stevenson, J. D., Schmalian, J. and Wolynes, P. G. The shapes of cooperatively rearranging regions in glass-forming liquids. *Nature Physics* **2**, 268 - 274 (2006).
- [32] Franz, S. and Montanari, A., Analytic determination of dynamical and mosaic length scales in a Kac glass model, *J. Phys. A: Math. Theor.*, **40**, F251-F257 (2007).
- [33] Sastry, S., Debenedetti, P. G. and Stillinger, F. H. Signatures of Distinct Dynamical Regimes in the Energy Landscape of a Glass Forming Liquid. *Nature* **393**, 554–557 (1998).
- [34] Saika-Voivod, I., Poole, P. H. and Sciortino, F. Fragile to Strong transition and polyamorphism in the energy landscape of liquid silica. *Nature* **412** 514 – 517 (2001).

Figure Captions

Figure 1: System size dependence of dynamic susceptibility χ_4^p , and finite size scaling of the Binder cumulant $B(N, T)$. **a Inset:** $\chi_4(t)$, shown here for $N = 1000$ and selected temperatures, exhibits non-monotonic time dependence, and the time τ_4 at which it has the maximum value has been observed to be proportional to the structural relaxation time τ . **Main panel:** Peak height of the four-point dynamic susceptibility, $\chi_4^p(T, N) \equiv \chi_4(t = \tau_4, T, N)$, has been shown as a function of system size N for different temperatures. For each temperature, $\chi_4^p(T, N)$ increases with system size, and saturates for large system sizes. $\chi_4^p(T, N)$ also increases as the temperature is lowered. **b Inset:** The distribution $P[Q(\tau_4) - \langle Q(\tau_4) \rangle]$ of $Q(\tau_4) - \langle Q(\tau_4) \rangle$ is shown for two system sizes for $T = 0.470$. While the distribution for the large size is nearly Gaussian, the small system exhibits a strongly bimodal distribution. Such bimodality is also observed to emerge as the temperature is decreased at fixed system size. **Main Panel:** Binder cumulant $B(N, T)$ (see Methods) has been plotted as function of N/ξ^3 for different temperatures in the range $T \in [0.45, 0.80]$. The correlation length ξ is an unknown, temperature dependent, scaling parameter determined by requiring data collapse for values at different T . By construction $B(N, T)$ will approach zero for large system sizes at high temperatures. It changes to negative values as the temperature or the system size is decreased such that $P[Q(\tau_4) - \langle Q(\tau_4) \rangle]$ becomes bimodal. The correlation length $\xi(T)$ is the only unknown to be determined in order to obtain data collapse for $B(N, T)$ and the quality of the data collapse confirms the reliability of this procedure.

Figure 2: Relaxation times as a function of temperature and system size. Relaxation time $\tau(T, N)$ for the largest system size increases roughly by three decades from the highest to the lowest temperature shown. For each temperature, $\tau(T, N)$ increases as N is decreased for small values of N , displaying a trend that is opposite to that observed near second order critical points. For the smallest temperature, $\tau(T, N)$ increases by about a decade from the largest to the smallest system size.

Figure 3: Relationship between the relaxation time $\tau(T, N)$, correlation length $\xi(T)$ and the dynamic susceptibility $\chi_4^p(T, N)$. **Inset:** (a) $\tau(T, N \rightarrow \infty)$ is shown against $\xi(T)$, in a log-log plot (bottom curve). This plot shows that a power-law dependence holds over a temperature range above $T = 0.5$, but breaks down at lower temperatures. (b) $\tau(T, N \rightarrow \infty)$ is shown against $\xi(T)/k_B T$, in a semi-log plot (top curve). This plot shows

that an exponential dependence $\tau \sim \exp(k(\xi/k_B T)^\zeta)$, with $\zeta = 0.7$, describes the data well in the entire temperature range. However the observed exponent value $\zeta = 0.7$ is difficult to explain with existing theories. **Main Panel:** Relaxation times $\tau(T, N)/\tau(T, N \rightarrow \infty)$ shown against $\chi_4^p(T, N)/\chi_4^p(T, N \rightarrow \infty)$ in a semi-log plot. While at fixed N both τ and χ_4^p increase upon decreasing T , at fixed T , they show opposite trends, with τ increasing for decreasing N and χ_4^p increasing for increasing N . If τ and χ_4^p are determined by the same length scale ξ and further, if their finite size behavior is governed by N/ξ^3 , the plotted data are expected to lie on a universal curve, which is seen not to be the case.

Figure 4: The dependence of relaxation times τ on the configurational entropy S_c . **Main Panel:** The relaxation times are shown against configurational entropy in an “Adam-Gibbs” plot [$\log(\tau)$ vs $1/(TS_c)$], for all the temperatures and system sizes studied. The impressive data collapse of all the data onto a master curve indicates that the configurational entropy is crucial for determining the relaxation times. The overall behavior is well described by the AG relation, which requires $\log(\tau) \propto 1/(TS_c)$. Although other powers of $1/(TS_c)$ may also describe the data well, the improvement in fit quality is marginal, and hence we treat the data presented as validating the AG relation. **Top Inset:** The configurational entropy $S_c(T, N)$ scaled to its $N \rightarrow \infty$ value, has been plotted as function of N/ξ_s^3 for different temperatures in the range $T \in [0.45, 0.80]$, to extract a temperature dependent length scale ξ_s that leads to data collapse. **Bottom Inset:** The length scale obtained from the data collapse of the configurational entropy (green diamonds) compared with the length scale obtained from finite size scaling of the Binder cumulant (red triangles). It is apparent that the length scale from configurational entropy shows very weak temperature dependence, in contrast with the dynamical heterogeneity length scale.

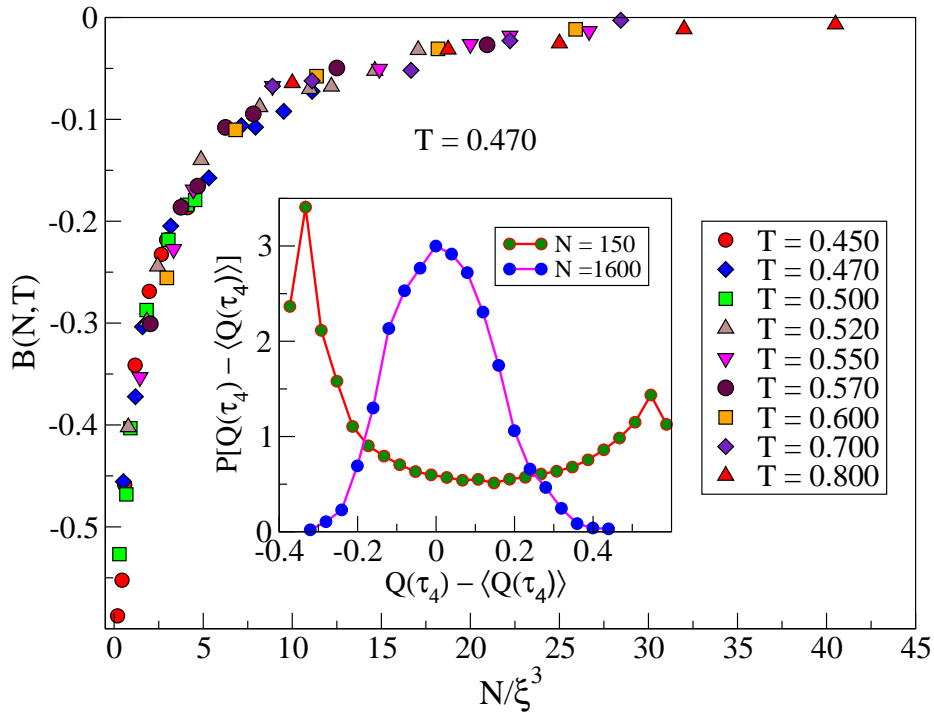
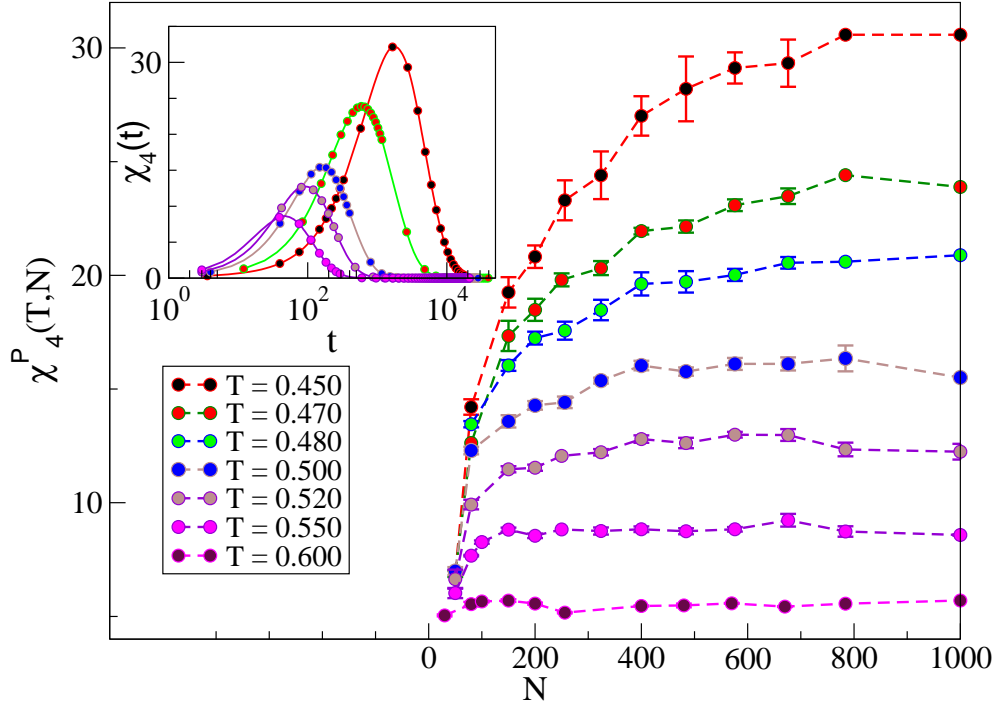


FIG. 1: Karmakar et al

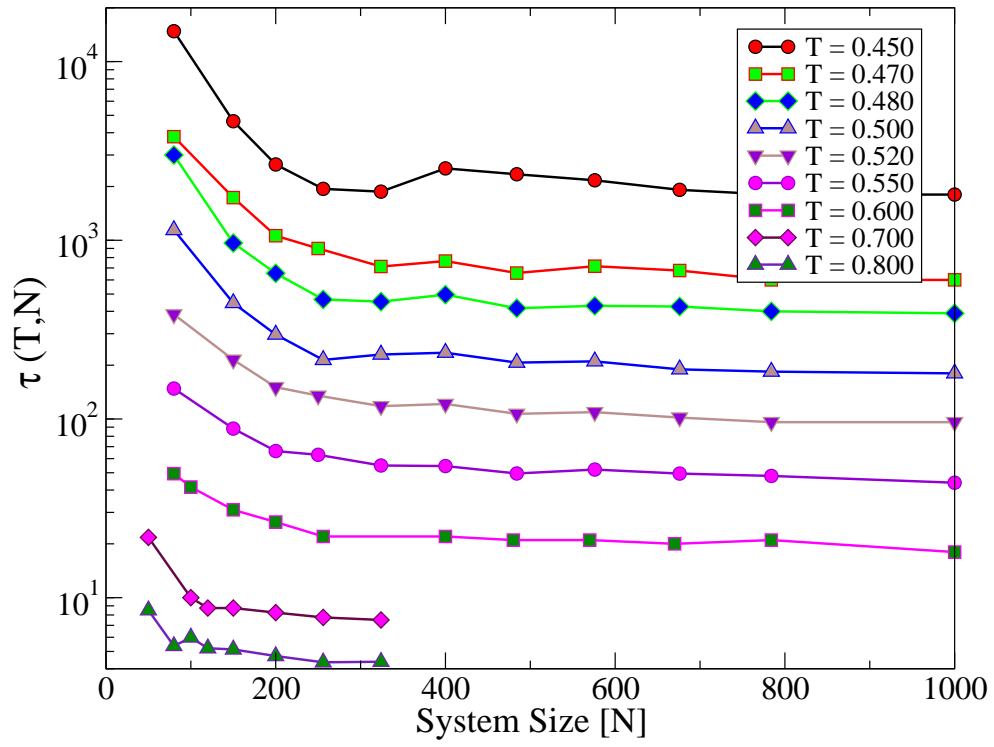


FIG. 2: Karmakar et al

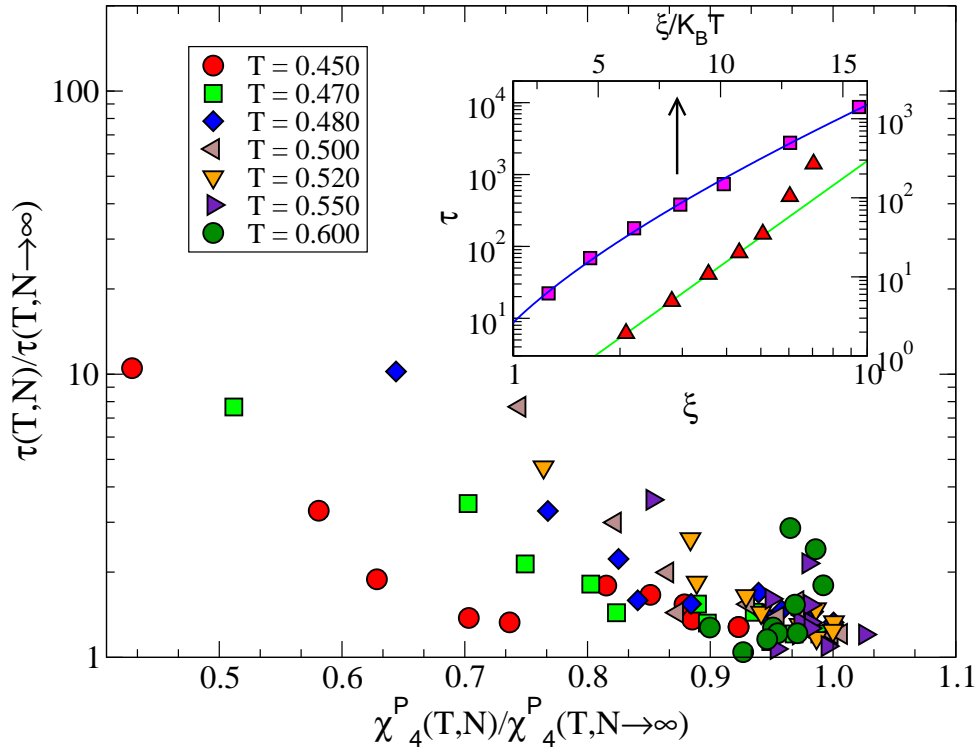


FIG. 3: Karmakar et al

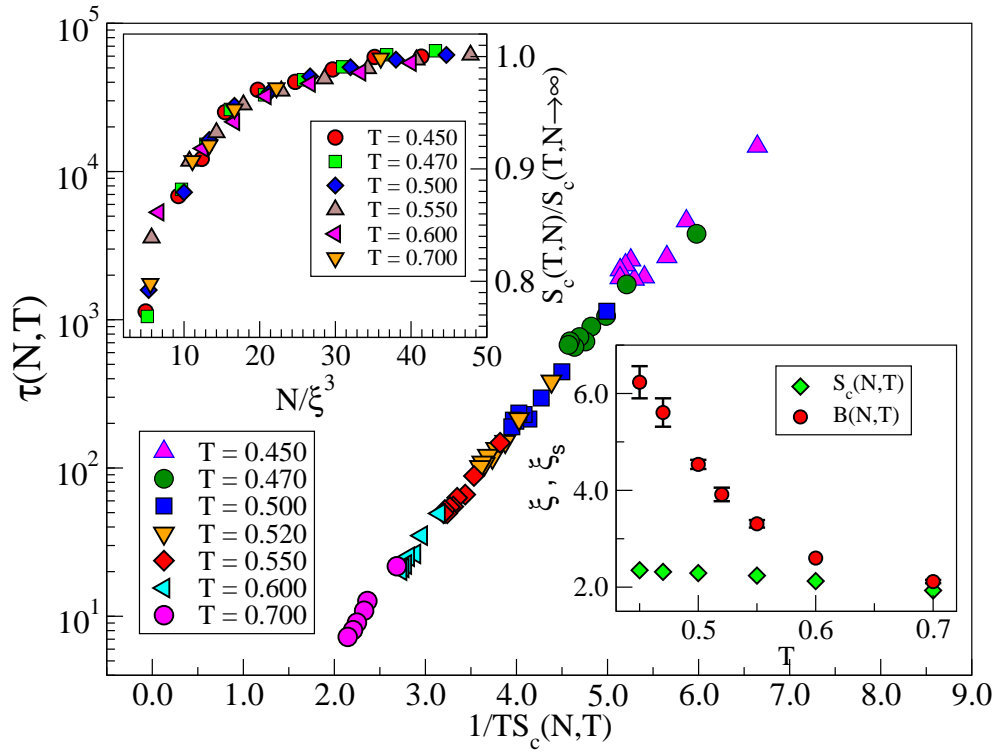


FIG. 4: Karmakar et al