

J/ψ and $\psi(2S)$ Radiative Transitions to η_c

R. E. Mitchell,¹ M. R. Shepherd,¹ D. Besson,² T. K. Pedlar,³ D. Cronin-Hennessy,⁴
 K. Y. Gao,⁴ J. Hietala,⁴ Y. Kubota,⁴ T. Klein,⁴ B. W. Lang,⁴ R. Poling,⁴ A. W. Scott,⁴
 P. Zweber,⁴ S. Dobbs,⁵ Z. Metreveli,⁵ K. K. Seth,⁵ A. Tomaradze,⁵ J. Libby,⁶
 A. Powell,⁶ G. Wilkinson,⁶ K. M. Ecklund,⁷ W. Love,⁸ V. Savinov,⁸ A. Lopez,⁹
 H. Mendez,⁹ J. Ramirez,⁹ J. Y. Ge,¹⁰ D. H. Miller,¹⁰ I. P. J. Shipsey,¹⁰ B. Xin,¹⁰
 G. S. Adams,¹¹ M. Anderson,¹¹ J. P. Cummings,¹¹ I. Danko,¹¹ D. Hu,¹¹ B. Moziak,¹¹
 J. Napolitano,¹¹ Q. He,¹² J. Insler,¹² H. Muramatsu,¹² C. S. Park,¹² E. H. Thorndike,¹²
 F. Yang,¹² M. Artuso,¹³ S. Blusk,¹³ S. Khalil,¹³ J. Li,¹³ R. Mountain,¹³ S. Nisar,¹³
 K. Randrianarivony,¹³ N. Sultana,¹³ T. Skwarnicki,¹³ S. Stone,¹³ J. C. Wang,¹³
 L. M. Zhang,¹³ G. Bonvicini,¹⁴ D. Cinabro,¹⁴ M. Dubrovin,¹⁴ A. Lincoln,¹⁴ P. Naik,¹⁵
 J. Rademacker,¹⁵ D. M. Asner,¹⁶ K. W. Edwards,¹⁶ J. Reed,¹⁶ R. A. Briere,¹⁷
 T. Ferguson,¹⁷ G. Tatishvili,¹⁷ H. Vogel,¹⁷ M. E. Watkins,¹⁷ J. L. Rosner,¹⁸
 J. P. Alexander,¹⁹ D. G. Cassel,¹⁹ J. E. Duboscq,¹⁹ R. Ehrlich,¹⁹ L. Fields,¹⁹ R. S. Galik,¹⁹
 L. Gibbons,¹⁹ R. Gray,¹⁹ S. W. Gray,¹⁹ D. L. Hartill,¹⁹ B. K. Heltsley,¹⁹ D. Hertz,¹⁹
 J. M. Hunt,¹⁹ J. Kandaswamy,¹⁹ D. L. Kreinick,¹⁹ V. E. Kuznetsov,¹⁹ J. Ledoux,¹⁹
 H. Mahlke-Krüger,¹⁹ D. Mohapatra,¹⁹ P. U. E. Onyisi,¹⁹ J. R. Patterson,¹⁹ D. Peterson,¹⁹
 D. Riley,¹⁹ A. Ryd,¹⁹ A. J. Sadoff,¹⁹ X. Shi,¹⁹ S. Stroiney,¹⁹ W. M. Sun,¹⁹
 T. Wilksen,¹⁹ S. B. Athar,²⁰ R. Patel,²⁰ J. Yelton,²⁰ P. Rubin,²¹ B. I. Eisenstein,²²
 I. Karliner,²² S. Mehrabyan,²² N. Lowrey,²² M. Selen,²² E. J. White,²² and J. Wiss²²

(CLEO Collaboration)

¹*Indiana University, Bloomington, Indiana 47405, USA*²*University of Kansas, Lawrence, Kansas 66045, USA*³*Luther College, Decorah, Iowa 52101, USA*⁴*University of Minnesota, Minneapolis, Minnesota 55455, USA*⁵*Northwestern University, Evanston, Illinois 60208, USA*⁶*University of Oxford, Oxford OX1 3RH, UK*⁷*State University of New York at Buffalo, Buffalo, New York 14260, USA*⁸*University of Pittsburgh, Pittsburgh, Pennsylvania 15260, USA*⁹*University of Puerto Rico, Mayaguez, Puerto Rico 00681*¹⁰*Purdue University, West Lafayette, Indiana 47907, USA*¹¹*Rensselaer Polytechnic Institute, Troy, New York 12180, USA*¹²*University of Rochester, Rochester, New York 14627, USA*¹³*Syracuse University, Syracuse, New York 13244, USA*¹⁴*Wayne State University, Detroit, Michigan 48202, USA*¹⁵*University of Bristol, Bristol BS8 1TL, UK*¹⁶*Carleton University, Ottawa, Ontario, Canada K1S 5B6*¹⁷*Carnegie Mellon University, Pittsburgh, Pennsylvania 15213, USA*¹⁸*Enrico Fermi Institute, University of Chicago, Chicago, Illinois 60637, USA*¹⁹*Cornell University, Ithaca, New York 14853, USA*²⁰*University of Florida, Gainesville, Florida 32611, USA*²¹*George Mason University, Fairfax, Virginia 22030, USA*²²*University of Illinois, Urbana-Champaign, Illinois 61801, USA*

(Dated: January 5, 2009)

Abstract

Using 24.5 million $\psi(2S)$ decays collected with the CLEO-c detector at CESR we present the most precise measurements of magnetic dipole transitions in the charmonium system. We measure $\mathcal{B}(\psi(2S) \rightarrow \gamma\eta_c) = (4.32 \pm 0.16 \pm 0.60) \times 10^{-3}$, $\mathcal{B}(J/\psi \rightarrow \gamma\eta_c)/\mathcal{B}(\psi(2S) \rightarrow \gamma\eta_c) = 4.59 \pm 0.23 \pm 0.64$, and $\mathcal{B}(J/\psi \rightarrow \gamma\eta_c) = (1.98 \pm 0.09 \pm 0.30)\%$. We observe a distortion in the η_c line shape due to the photon-energy dependence of the magnetic dipole transition rate. We find that measurements of the η_c mass are sensitive to the line shape, suggesting an explanation for the discrepancy between measurements of the η_c mass in radiative transitions and other production mechanisms.

The spectrum of bound charm quarks provides an important testing ground for our understanding of Quantum Chromodynamics (QCD) in the relativistic and non-perturbative regimes. Radiative transitions in particular have recently been the subject of both lattice QCD calculations [1] and effective field theory techniques [2]. Key among these are the magnetic dipole (M1) transitions $J/\psi \rightarrow \gamma\eta_c$ and $\psi(2S) \rightarrow \gamma\eta_c$, which are among the most poorly measured transitions in the charmonium system. Not only are precision measurements needed to validate our theoretical understanding, precise measurements of these M1 transitions are critical for normalizing η_c branching fractions, a key input to extracting other properties such as $\Gamma_{\gamma\gamma}(\eta_c)$. The J/ψ and $\psi(2S) \rightarrow \gamma\eta_c$ transitions are also a source of information on the η_c mass and width. There is currently a 3.3σ inconsistency in previous η_c mass measurements from J/ψ and $\psi(2S) \rightarrow \gamma\eta_c$ (averaging $2977.3 \pm 1.3 \text{ MeV}/c^2$) compared to $\gamma\gamma$ or $p\bar{p}$ production (averaging $2982.6 \pm 1.0 \text{ MeV}/c^2$) [3].

In this Letter, we present the most precise measurements of $\mathcal{B}(J/\psi \rightarrow \gamma\eta_c)$ (abbreviated \mathcal{B}_{1S}), $\mathcal{B}(\psi(2S) \rightarrow \gamma\eta_c)$ (abbreviated \mathcal{B}_{2S}), and their ratio using 24.5 million $\psi(2S)$ decays collected with the CLEO-c detector [4]. For the first time, we clearly observe the distortion of the η_c line shape in the photon energy spectrum due to phase space and energy-dependent terms in the M1 transition matrix element. We find that this line shape distortion may be responsible for the inconsistency in measured η_c mass.

The CLEO-c detector operates at the Cornell Electron Storage Ring (CESR) [5], which provided symmetric e^+e^- collisions at the $\psi(2S)$ center-of-mass. The detector features a solid angle coverage of 93% for charged and neutral particles. The charged particle tracking system operates in a 1.0 T magnetic field along the beam axis and achieves a momentum resolution of $\approx 0.6\%$ at $p = 1 \text{ GeV}/c$. The cesium iodide (CsI) calorimeter attains photon energy resolutions of 2.2% at $E_\gamma = 1 \text{ GeV}$ and 5% at 100 MeV. Two particle identification systems, one based on ionization energy loss (dE/dx) in the drift chamber and the other a ring-imaging Cherenkov (RICH) detector, are used together to separate K^\pm from π^\pm . Detection efficiencies are determined using a GEANT-based [6] Monte Carlo (MC) detector simulation.

To extract \mathcal{B}_{2S} we use the $\approx 640 \text{ MeV}$ photon transition line visible in the inclusive photon energy spectrum from multi-hadronic events collected at the $\psi(2S)$ resonance. A series of exclusive decay modes of the η_c (where the background can be greatly suppressed) are used to constrain the line shape for the inclusive spectrum. To measure $\mathcal{B}_{1S}/\mathcal{B}_{2S}$, we take the ratio of events in the chains

$$\psi(2S) \rightarrow \pi^+\pi^- J/\psi; J/\psi \rightarrow \gamma\eta_c; \eta_c \rightarrow X_i \quad (1)$$

$$\psi(2S) \rightarrow \gamma\eta_c; \eta_c \rightarrow X_i, \quad (2)$$

where the X_i are exclusive decay modes of the η_c ; we then adjust for efficiencies and $\mathcal{B}(\psi(2S) \rightarrow \pi^+\pi^- J/\psi)$. Rather than using the inclusive photon spectrum from J/ψ decays, we minimize systematic errors by taking \mathcal{B}_{1S} to be the product of \mathcal{B}_{2S} with $\mathcal{B}_{1S}/\mathcal{B}_{2S}$.

The first half of this Letter describes three samples of events: exclusive decays of the J/ψ (Eq. (1)); exclusive decays of the $\psi(2S)$ (Eq. (2)); and the inclusive photon spectrum from $\psi(2S)$ decays. We use the exclusive samples to investigate the photon-energy dependence of the η_c line shape. In the second half, our measurement techniques, guided by our line shape investigations, are more fully developed.

Twelve exclusive η_c decay modes are used: $X_i = 2(\pi^+\pi^-)$, $3(\pi^+\pi^-)$, $2(\pi^+\pi^-\pi^0)$, $\pi^\mp K^\pm K_S^0$, $\pi^0 K^+ K^-$, $\pi^\mp \pi^+ \pi^- K^\pm K_S^0$, $\pi^+ \pi^- \pi^0 K^+ K^-$, $2(K^+ K^-)$, $2(\pi^+ \pi^-) K^+ K^-$, $\pi^+ \pi^- K^+ K^-$, $\pi^+ \pi^- \eta$, and $2(\pi^+ \pi^-) \eta$, where the η is detected in either its $\gamma\gamma$ or $\pi^+ \pi^- \pi^0$

decay mode. These include all previously reported decay modes of the η_c (except $p\bar{p}$, which has a comparatively small rate) [3] in addition to new decay modes observed here with comparable raw yields.

The reconstruction of the J/ψ and $\psi(2S) \rightarrow \gamma\eta_c$ exclusive decay chains share several selection criteria. In addition to standard fiducial requirements, photons must have energy greater than 30 MeV and must not align with the projection of any track into the calorimeter. For π^0 and η decays to $\gamma\gamma$, the mass of the pair of daughter photons is required to be within 3σ of the nominal mass. We require fitted tracks of charged particles to have $\chi^2/\text{d.o.f.} < 50$ and be located in the central region of the detector ($|\cos\theta| < 0.93$, where θ is the polar angle with respect to the e^+ direction). All charged tracks must be positively identified by a combination of dE/dx and the RICH detector. To reconstruct $\eta \rightarrow \pi^+\pi^-\pi^0$ all three decay products must pass the above criteria and must have an invariant mass within $30 \text{ MeV}/c^2$ of the nominal η mass. The K_S^0 candidates are selected from pairs of oppositely charged and vertex-constrained tracks with invariant mass within $15 \text{ MeV}/c^2$ of the K_S^0 mass. A four-constraint kinematic fit of all identified particles to the initial $\psi(2S)$ four-momentum is performed and a $\chi_{4C}^2/\text{d.o.f.} < 5$ is required. This both sharpens the measured momenta and reduces backgrounds due to missing particles or particle misidentification. The hypothesis with the best fit quality is accepted per decay mode; less than 0.5% of these events enter multiple modes.

For the selection of exclusive J/ψ decays, the recoil mass of the $\pi^+\pi^-$ pair is used to select the process $\psi(2S) \rightarrow \pi^+\pi^-J/\psi$ and to select J/ψ sidebands. A sideband subtraction is used to account for non- J/ψ decays. The $\pi^+\pi^-$ recoil momentum is used to boost the photon energy into the J/ψ rest frame.

Fits to the resulting photon energy spectrum for the sum of all η_c decay modes are shown in Fig. 1. The background shape has two essential features: (i) background that falls with energy from $J/\psi \rightarrow X_i$, where a spurious cluster is found in the calorimeter, and whose shape is modeled by MC simulation [7] and (ii) a rising background from both $J/\psi \rightarrow \pi^0 X_i$ and non-signal $J/\psi \rightarrow \gamma X_i$ that is freely fit to a second degree polynomial. (The polynomial form is motivated by MC and is validated by comparing reconstructed $J/\psi \rightarrow \pi^0 X_i$ in both data and MC.) These two contributions and their total are shown as dot-dashed and dashed curves. A fit using an unmodified relativistic Breit-Wigner distribution (dotted line), with the amplitude, mass, and width as free parameters, fails on both the low and high sides of the signal. A fit using a relativistic Breit-Wigner distribution modified by a factor of E_γ^3 [2] improves the fit around the peak but leads to a diverging tail at higher energies (not shown). To damp the E_γ^3 an additional factor of $\exp(-E_\gamma^2/\beta^2)$ is added, inspired by the overlap of two ground state wave functions. The resulting fit has a 25% confidence level (solid line), with $\beta = 65.0 \pm 2.5 \text{ MeV}$. In all cases the signal shapes used are convolved with a resolution function determined from MC simulation. The resolution is 4.8 MeV after the kinematic fit.

The uncertainty associated with the line shape prohibits precision mass and width measurements. It is interesting to note, however, that the resulting η_c mass in the unmodified Breit-Wigner fit is $2976.7 \pm 0.6 \text{ MeV}/c^2$ (statistical error only), consistent with previous measurements from J/ψ and $\psi(2S) \rightarrow \gamma\eta_c$, while the modified Breit-Wigner fit returns an η_c mass of $2982.2 \pm 0.6 \text{ MeV}/c^2$ (statistical error only), consistent with that determined from $\gamma\gamma$ fusion and $p\bar{p}$ annihilation. To resolve this inconsistency, a thorough understanding of the η_c line shape in J/ψ and $\psi(2S) \rightarrow \gamma\eta_c$ will be required.

For the selection of exclusive $\psi(2S)$ decays, the transition $\psi(2S) \rightarrow \pi^+\pi^-J/\psi$ is suppressed by requiring there be no pair of oppositely charged particles (assumed to be pi-

ons) with recoil mass within $15 \text{ MeV}/c^2$ of the J/ψ mass. The photon energy spectra for individual η_c decay modes are shown in Fig. 2; the sum of all modes is shown in Fig. 3a. Several small nonlinear backgrounds below 560 MeV are apparent and are due to a combination of (i) $\psi(2S) \rightarrow \pi^0 h_c; h_c \rightarrow \gamma \eta_c$; (ii) $\psi(2S) \rightarrow \gamma \chi_{cJ}; \chi_{cJ} \rightarrow \gamma J/\psi$; and (iii) $\psi(2S) \rightarrow \pi^0 J/\psi$. Based on detailed MC studies, all other backgrounds are linear, the largest being $\psi(2S) \rightarrow \pi^0 X_i$.

Fits to the $\psi(2S) \rightarrow \gamma \eta_c$ photon energy spectrum with a relativistic Breit-Wigner distribution convolved with an experimental resolution function (with a resolution of 5.1 MeV after the kinematic fit) were unsuccessful. For a hindered M1 transition the matrix element acquires terms proportional to E_γ^2 , which, when combined with the usual E_γ^3 term for the allowed transitions, lead to contributions in the radiative width proportional to E_γ^7 [2]. We find that if we assume a linear background, as indicated by MC simulations, we are not able to obtain a good fit to our E_γ spectrum for the sum of exclusive $\psi(2S) \rightarrow \gamma \eta_c$ modes with a pure E_γ^7 dependence. We therefore use the empirical procedure described below to extract the $\psi(2S) \rightarrow \gamma \eta_c$ yield.

Extensive cross-checks have been performed to verify that the line shape asymmetry is not an experimental artifact. Events selected without the aid of a kinematic fit indicate an asymmetric line shape independently in both the photon energy and the hadronic mass. The asymmetric line shape is not correlated with η_c decay modes that include π^0 , K_S^0 , or η candidates. No indication of either asymmetry or peaking background has been found in detailed MC studies, where all known decays in the charmonium and light quark systems are simulated and unknown decays are modeled with the EvtGen generator [8]. The photon angular distribution from $\psi(2S) \rightarrow \gamma \eta_c$ fits the $1 + \cos^2 \theta$ distribution expected for M1 transitions, whether using symmetric or asymmetric signal shapes to extract yields in different regions of $\cos \theta$.

For the selection of the third sample of events, the inclusive photon spectrum from $\psi(2S)$ decays, the photon is required to pass the same requirements and $\psi(2S) \rightarrow \pi^+ \pi^- J/\psi$ is suppressed in the same manner as the exclusive $\psi(2S) \rightarrow \gamma \eta_c$. To suppress the π^0 background, each signal photon candidate is paired with all other photons in the event and is rejected if the invariant mass of the pair is within three standard deviations of the π^0 mass. Backgrounds due to $e^+ e^-$ QED processes are substantially reduced by requiring one or more charged tracks in an event in combination with requirements on total energy and track momenta [9]. The inclusive photon spectrum is shown in Fig. 3c. The rise at lower energies is from $\chi_{cJ} \rightarrow \gamma J/\psi$. All other backgrounds are smooth and are dominated by π^0 decays.

Our final results are obtained from:

$$\mathcal{B}_{2S} = \frac{N_{2S}^{\text{INC}}}{\varepsilon_{2S}^{\text{INC}} N_{\psi(2S)}} \quad (3)$$

$$\frac{\mathcal{B}_{1S}}{\mathcal{B}_{2S}} = \frac{N_{1S}^{\text{EXC}}}{N_{2S}^{\text{EXC}} (\varepsilon_{1S}^{\text{EXC}} / \varepsilon_{2S}^{\text{EXC}}) \mathcal{B}_{\pi\pi}} \quad (4)$$

$$\mathcal{B}_{1S} = \frac{\left(N_{2S}^{\text{INC}} / N_{2S}^{\text{EXC}} \right) N_{1S}^{\text{EXC}}}{\varepsilon_{2S}^{\text{INC}} (\varepsilon_{1S}^{\text{EXC}} / \varepsilon_{2S}^{\text{EXC}}) N_{\psi(2S)} \mathcal{B}_{\pi\pi}} \quad (5)$$

where N and ε represent the observed yields and the calculated efficiencies of $\psi(2S)$ and J/ψ in inclusive (INC) and exclusive (EXC) η_c channels. The $\mathcal{B}(\psi(2S) \rightarrow \pi^+ \pi^- J/\psi)$,

TABLE I: Final yields and efficiencies.

N_{2S}^{INC}	59510 ± 2145
N_{2S}^{EXC}	5376 ± 199
$N_{2S}^{\text{INC}}/N_{2S}^{\text{EXC}}$	11.07 ± 0.33
N_{1S}^{EXC}	5638 ± 187
$\varepsilon_{2S}^{\text{INC}}$	56.37%
$\varepsilon_{1S}^{\text{EXC}}/\varepsilon_{2S}^{\text{EXC}}$	0.6515

TABLE II: Summary of systematic errors (in percent).

Systematic Error (%)	\mathcal{B}_{2S}	\mathcal{B}_{1S}	$\mathcal{B}_{1S}/\mathcal{B}_{2S}$
Fitting for N_{2S}^{INC}	8	–	–
Fitting for N_{2S}^{EXC}	–	–	8
Fitting for $N_{2S}^{\text{INC}}/N_{2S}^{\text{EXC}}$	–	4	–
Fitting for N_{1S}^{EXC}	–	10	10
Effect of Line Shape on $\varepsilon_{2S}^{\text{INC}}$ and $\varepsilon_{2S}^{\text{EXC}}$	7	4	3
Effect of Line Shape on $\varepsilon_{1S}^{\text{EXC}}$	–	1	1
MC Modeling of Inclusive η_c Decays and Inclusive Event Selection	8	8	–
Exclusive Efficiency Ratio Calculation	–	2	2
Exclusive Event Selection	–	3	3
640 MeV Photon Efficiency	2	–	2
110 MeV Photon Efficiency	–	2	2
$\pi^+\pi^-$ Efficiency	–	2	2
$N_{\psi(2S)}$	2	2	–
$\mathcal{B}(\psi(2S) \rightarrow \pi^+\pi^-J/\psi)$	–	2	2
Total	14	15	14

abbreviated $\mathcal{B}_{\pi\pi}$, is taken from a previous CLEO measurement, $(35.04 \pm 0.07 \pm 0.77)\%$ [10]. $N_{\psi(2S)}$ is the number of $\psi(2S)$ decays, 24.5 million, which is known to 2% [10]. Final values are listed in Table I. Systematic errors are listed in Table II.

The procedure used to obtain N_{2S}^{INC} , N_{2S}^{EXC} , and $N_{2S}^{\text{INC}}/N_{2S}^{\text{EXC}}$ is threefold: (i) the background to the exclusive $\psi(2S) \rightarrow \gamma\eta_c$ process is fit with a first order polynomial using regions above and below the signal (Fig. 3a); (ii) the background is then fixed and carried to the exclusive $\psi(2S) \rightarrow \gamma\eta_c$ spectrum that has not been adjusted by a kinematic fit (Fig. 3b), which is directly comparable to the inclusive spectrum; (iii) the histogram obtained by subtracting off the background in (ii) is used to fit (along with a fourth degree polynomial for the background) the inclusive photon spectrum (Fig. 3c). Numbers of events above background are counted for photon energies between 560 MeV and 1100 MeV. As can be seen from the background subtracted inclusive spectrum (Fig. 3d), there is excellent agreement

between the exclusively determined signal shape (line) and the signal shape present in the inclusive photon spectrum.

Systematic errors due to this fit procedure are determined by varying the orders of the background polynomials, the ranges of the fits, and the range of the signal that is excluded in the exclusive fit. We find 8% variations for N_{2S}^{INC} and N_{2S}^{EXC} , but only 4% variations in their ratio. In addition, since we integrate our signal between 560 MeV and 1100 MeV, our uncertainty in the line shape affects the signal efficiency. We take a conservative systematic error of 7% for $\varepsilon_{2S}^{\text{INC}}$ to cover the two extreme cases that the signal shape has a Breit-Wigner tail and the case that the entire signal lands within the signal region. The systematic error is smaller for $\varepsilon_{2S}^{\text{EXC}}$ (3%) because the kinematic fit pulls more of the signal within the signal region. These errors are correlated resulting in an error of 4% in the ratio.

The measurement of N_{1S}^{EXC} is from the modified Breit-Wigner fit shown in Fig. 1, which results in an η_c width of $31.5 \pm 1.5 \text{ MeV}/c^2$ (statistical error only). A fit using an unmodified Breit-Wigner distribution with the η_c width fixed to the current PDG value ($26.5 \text{ MeV}/c^2$) gives a smaller value of N_{1S}^{EXC} by 10%. A 10% systematic error covers this extreme minimum, as well as variations using a Breit-Wigner distribution modified only by an E_γ^3 term and variations of the background parametrization. The signal is integrated above 40 MeV, which introduces an additional 1% systematic error into the efficiency estimate ($\varepsilon_{1S}^{\text{EXC}}$) due to signal shape uncertainty. All efficiencies are independent of photon energy in the signal regions; hence the signal shape uncertainty only affects efficiencies by way of the limits of integration.

Because only $\approx 25\%$ of all η_c decays are known, our estimate of $\varepsilon_{2S}^{\text{INC}}$ depends on modeling the unknown decays of the η_c . We use two different hadronization models, but then weight the efficiencies for different track multiplicities according to multiplicities observed in data. We account for our limited sensitivity to events with no tracks by varying their weight by $\pm 100\%$. We also simultaneously vary the event selection requirements, keeping and removing the π^0 suppression, and using several QED suppression schemes. All variations are covered with an 8% systematic error.

The ratio of exclusive efficiencies, $\varepsilon_{1S}^{\text{EXC}}/\varepsilon_{2S}^{\text{EXC}}$, is calculated by weighting the efficiency ratio for each η_c decay mode individually using the number of $\psi(2S) \rightarrow \gamma\eta_c$ events observed in each mode. The ratio of efficiencies has a slight dependence on decay mode. Varying the number of events in each mode by 30%, we find a 2% systematic error due to the composition of decay modes.

Many systematic errors, such as those due to tracking or π^0 reconstruction efficiencies, cancel in the ratio of exclusive efficiencies, $\varepsilon_{1S}^{\text{EXC}}/\varepsilon_{2S}^{\text{EXC}}$. To estimate any possible dependence of the final numbers on the exclusive event selection, a wide range of requirements on the quality of the kinematic fit are imposed, and photons are required to be in different regions of the calorimeter, resulting in variations of less than 3%. We conservatively assume that systematic uncertainties for the reconstruction efficiencies of the $\approx 110 \text{ MeV}$ and $\approx 640 \text{ MeV}$ transition photons do not cancel in the ratio and assign 2% uncertainties for each. We also assign a 2% uncertainty for the efficiency of the $\pi^+\pi^-$ from $\psi(2S) \rightarrow \pi^+\pi^-J/\psi$.

We find $\mathcal{B}_{2S} = (4.32 \pm 0.16 \pm 0.60) \times 10^{-3}$, $\mathcal{B}_{1S}/\mathcal{B}_{2S} = 4.59 \pm 0.23 \pm 0.64$, and $\mathcal{B}_{1S} = (1.98 \pm 0.09 \pm 0.30)\%$. Both M1 transitions \mathcal{B}_{1S} and \mathcal{B}_{2S} are larger than previous measurements [9, 11] (56% and 44% higher than the PDG averages [3], respectively) due to a combination of a larger η_c width and an accounting for the asymmetry in the line shapes.

In conclusion, we have studied J/ψ and $\psi(2S) \rightarrow \gamma\eta_c$ transitions and measured their branching fractions. These new measurements will renormalize many η_c branching fractions and $\Gamma_{\gamma\gamma}(\eta_c)$. We also find that a thorough theoretical understanding of the η_c line shape in

M1 transitions in the charmonium system will be crucial if the systematic errors on these branching fractions are to be reduced and if the mass and width of the η_c are to be extracted from these processes.

We gratefully acknowledge the effort of the CESR staff in providing us with excellent luminosity and running conditions. We also thank Jozef Dudek and Nora Brambilla for useful discussions. This work was supported by the A.P. Sloan Foundation, the National Science Foundation, the U.S. Department of Energy, the Natural Sciences and Engineering Research Council of Canada, and the U.K. Science and Technology Facilities Council.

-
- [1] J. J. Dudek, R. G. Edwards, and D. G. Richards, Phys. Rev. D **73**, 074507 (2006).
 - [2] N. Brambilla, Y. Jia, and A. Vairo, Phys. Rev. D **73**, 054005 (2006).
 - [3] W. M. Yao *et al.* (Particle Data Group), J. Phys. G **33**, 1 (2006) and 2007 partial update for edition 2008 (URL: <http://pdg.lbl.gov>).
 - [4] Y. Kubota *et al.* (CLEO Collaboration), Nucl. Instrum. Methods Phys. Res., Sect. A **320**, 66 (1992); D. Peterson *et al.*, Nucl. Instrum. Methods Phys. Res., Sect. A **478**, 142 (2002); M. Artuso *et al.*, Nucl. Instrum. Methods Phys. Res., Sect. A **502**, 91 (2003).
 - [5] R. A. Briere *et al.* (CLEO-c/CESR-c Taskforces & CLEO-c Collaboration), Cornell University, LEPP Report No. CLNS 01/1742, 2001 (unpublished).
 - [6] R. Brun *et al.*, GEANT 3.21, CERN Program Library Long Writeup W5013 (1993), unpublished.
 - [7] P. Rubin *et al.* (CLEO Collaboration), Phys. Rev. D, **75**, 031104(R) (2007).
 - [8] D. J. Lange, Nucl. Instrum. Methods Phys. Res., Sect. A **462**, 152 (2001).
 - [9] S. B. Athar *et al.* (CLEO Collaboration), Phys. Rev. D, **70** 112002 (2004).
 - [10] H. Mendez *et al.* (CLEO Collaboration), Phys. Rev. D **78**, 011102 (2008).
 - [11] J. E. Gaiser *et al.* (Crystal Ball Collaboration), Phys. Rev. D, **34** 711 (1986).

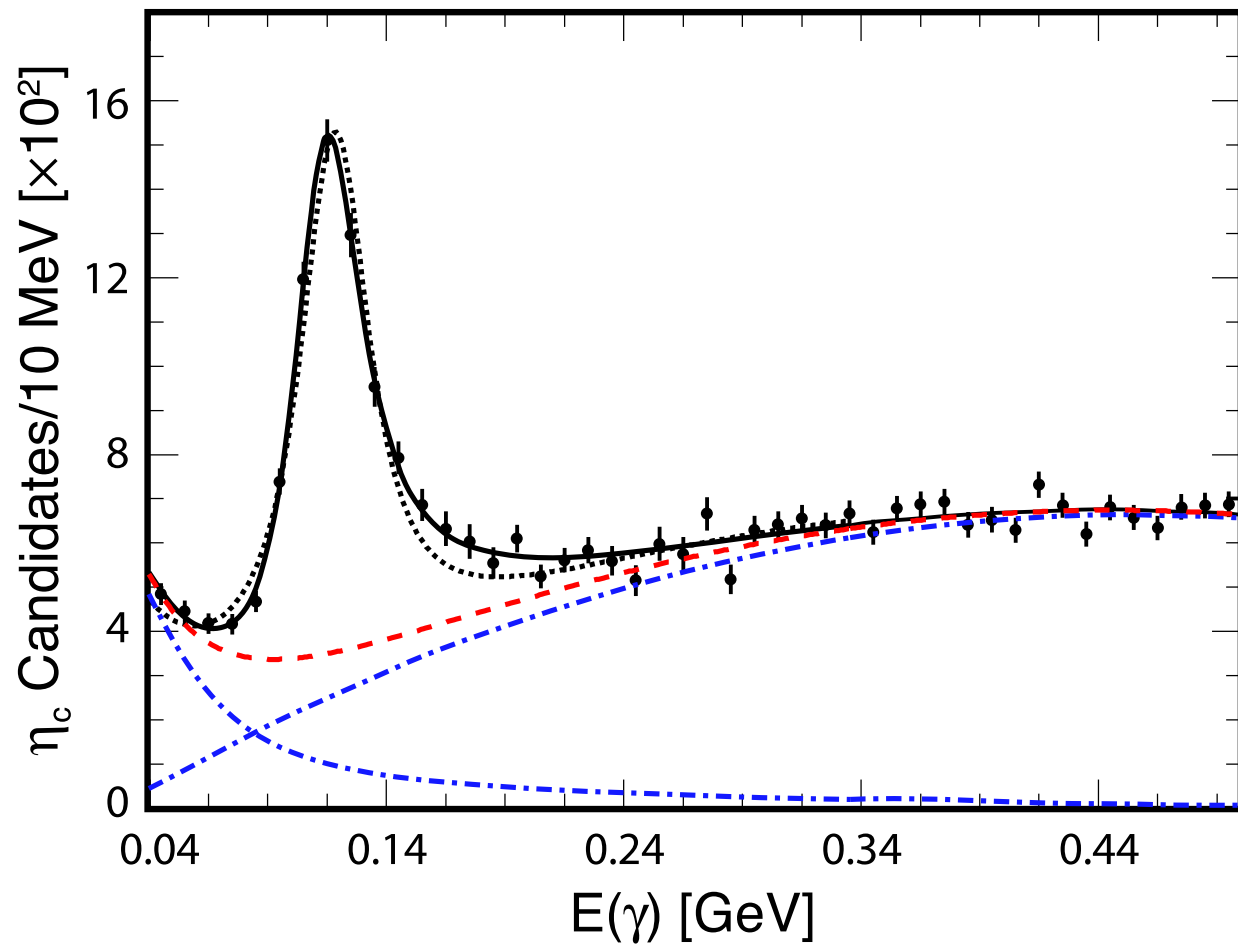


FIG. 1: Fits to the photon spectrum in exclusive $J/\psi \rightarrow \gamma\eta_c$ decays using relativistic Breit-Wigner (dotted) and modified (solid) signal line shapes convolved with a 4.8 MeV wide resolution function. Total background is given by the dashed line. The dot-dashed curves indicate two major background components described in the text.

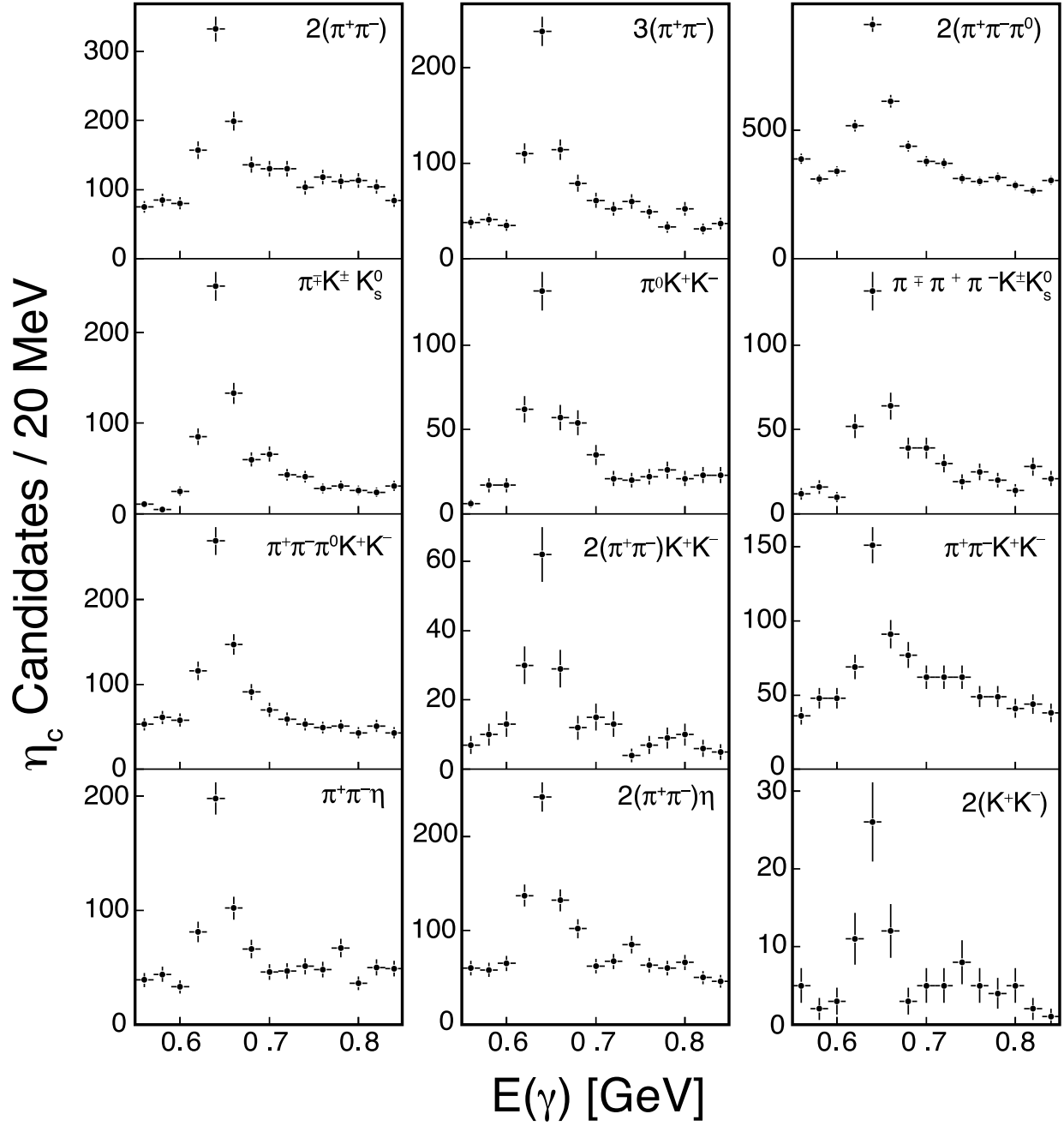


FIG. 2: The kinematically fitted photon energy spectra from $\psi(2S) \rightarrow \gamma\eta_c$ for individual η_c decay modes.

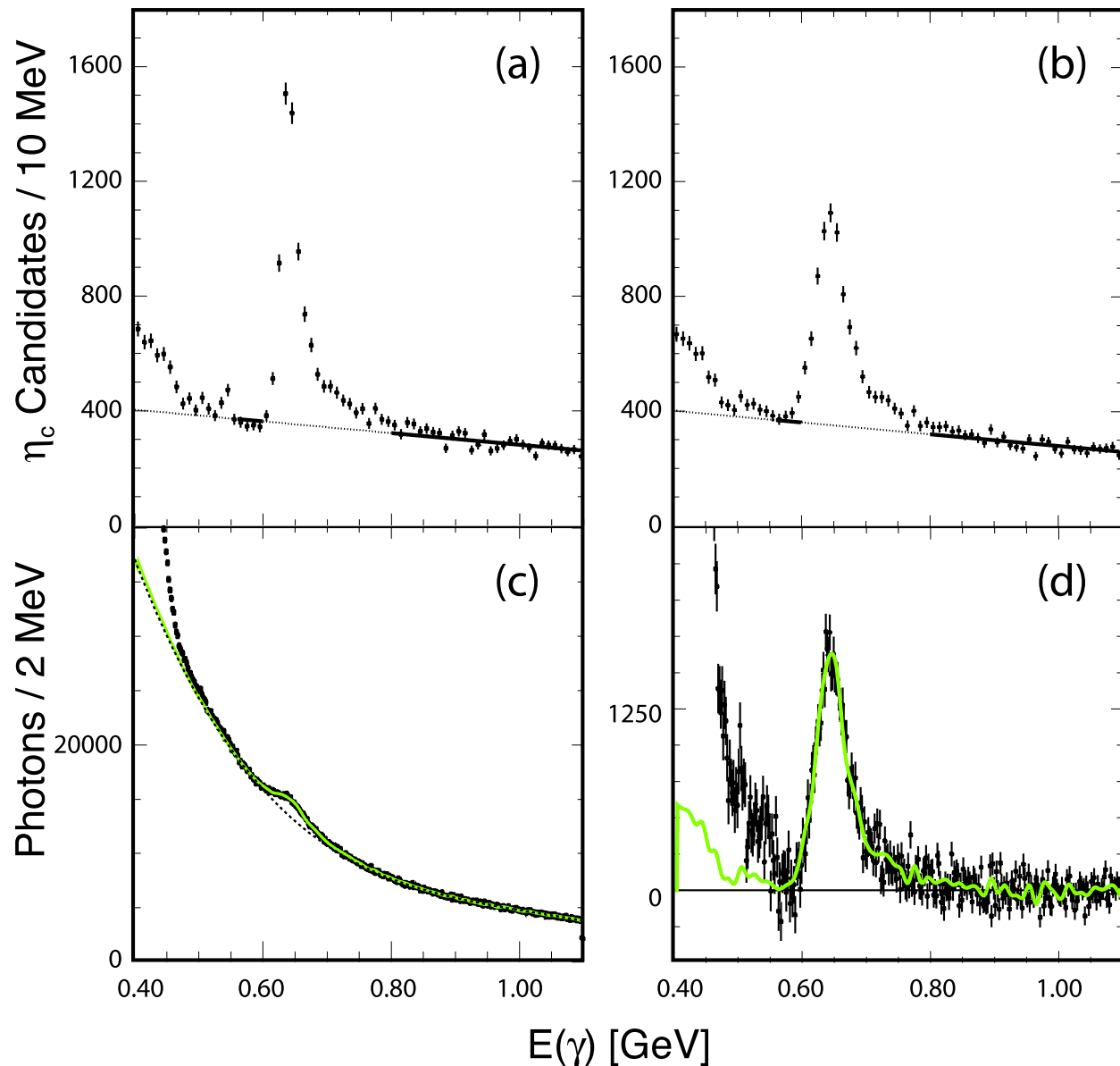


FIG. 3: (a) The kinematically fitted photon spectrum from the sum of exclusive $\psi(2S) \rightarrow \gamma\eta_c$ modes with a polynomial fit to the background (solid line for the regions included in the fit; dotted line elsewhere). (b) The photon energy spectrum that has not been adjusted by the kinematic fit with the same background shape as (a) overlaid. (c) The fit to the inclusive photon spectrum in $\psi(2S)$ decay. The signal shape (solid line) is described in the text. The background is given by the dashed line. (d) The background subtracted inclusive photon spectrum with the signal shape overlaid (solid line).