

A binary signature in the non-thermal radio-emitter Cyg OB2 #9[★] (Research Note)

Yaël Nazé^{1,★★}, Michaël De Becker^{1,★★}, Gregor Rauw^{1,★★★}, and Cesare Barbieri²

¹ Institut d'Astrophysique et de Géophysique, Université de Liège, Allée du 6 Août 17 Bat. B5C, B4000-Liège, Belgium
e-mail: naze@astro.ulg.ac.be

² Dipartimento di Astronomia, Università degli studi di Padova, vicolo Osservatorio 2, I35122-Padova, Italy

Received January 31, 2008; accepted March 17, 2008

ABSTRACT

Aims. Non-thermal radio emission associated with massive stars is believed to arise from a wind-wind collision in a binary system. However, the evidence of binarity is still lacking in some cases, notably Cyg OB2 #9.

Methods. For several years, we have been monitoring this heavily-reddened star from various observatories. This campaign allowed us to probe variations both on short and long timescales and constitutes the first in-depth study of the visible spectrum of this object.

Results. Our observations provide the very first direct evidence of a companion in Cyg OB2 #9, confirming the theoretical wind-wind collision scenario. These data suggest a highly eccentric orbit with a period of a few years, compatible with the 2yr-timescale measured in the radio range. In addition, the signature of the wind-wind collision is very likely reflected in the behaviour of some emission lines.

Key words. binaries: spectroscopic – stars: early-type – stars: individual: Cyg OB2 #9

1. Introduction

The Cyg OB2 association constitutes one of the richest OB associations of our Galaxy. Using 2MASS data, Knödlseder (2000) estimated that it contains nearly 3000 hot stars, among them more than a hundred O-type stars. This cluster is therefore an ideal target for investigations of the massive star population. However, because of their high reddening, the nature of the main stars of Cyg OB2 only begins to be uncovered.

Among the most prominent O-type stars of Cyg OB2, there are three objects that are known to be non-thermal radio emitters: Cyg OB2 #5, #8a, and #9. Such non-thermal radio emission is believed to arise from synchrotron radiation, probably produced by relativistic electrons accelerated through the first order Fermi mechanism in a hydrodynamic shock (see e.g. Pittard & Dougherty, 2006, for a recent quantitative model). For massive stars, the requested shock could either form following instabilities intrinsic to the line-driven stellar wind of a single massive star or be a consequence of the collision of two stellar winds in a massive binary. Theoretical considerations support only the latter interpretation (van Loo et al., 2005), but observational evidence was still lacking until recently. Thanks to a dedicated monitoring, the signature of a companion was finally unveiled in the non-thermal emitters Cyg OB2 #8a and 9 Sgr (see De Becker et al., 2004; Rauw et al., 2005a, for a review see also De Becker 2007).

However, Cyg OB2 #9 (=VI Cyg 9, Schulte 9, [MT91] 431) remained one of the most challenging objects in this respect. On the one hand, Pigulski & Kołaczowski (1998) reported some

short-term (a few days), low amplitude ($\Delta I = 0.03$ mag) variations, of unknown origin, in the photometry of Cyg OB2 #9. On the other hand, the X-ray spectrum of this object is compatible with a colliding-wind (CW) binary (Rauw et al., 2005b), but no optical signature of a companion has ever been reported. This could be explained by a simple lack of data, which is why we undertook a dedicated monitoring of this system a few years ago. Our observing campaign was aimed at probing short-term variations, but also long-term ones because the radio lightcurve indicates a period of ~ 2.4 yrs (van Loo et al., 2008).

This paper is organised as follows. Section 2 presents the datasets and their reduction; section 3 shows the results obtained while section 4 provides a short summary and perspectives.

2. Observations and data reduction

Observations were carried out at two different observatories: Asiago observatory (Italy) and Haute-Provence observatory (OHP, France). A journal of the observations is provided in Table 1.

In Asiago, spectra were taken in 2005 and 2006 using the AFOSC (Asiago Faint Object Spectrograph & Camera) in echelle mode (grisms 9 & 10). Exposures generally lasted 1200s and provided medium-resolution spectra. Twelve orders were extracted, corrected for the blaze using flat fields, and calibrated. Due to the low resolution, blends severely affected the ThAr spectra, rendering the wavelength calibration quite rough. Therefore, we used the Diffuse Interstellar Bands (DIBs) to further refine the calibration (see below). Normalization was done for each order by fitting low-order polynomials into carefully chosen continuum windows.

Archival data were also found in the Asiago archives. Three low-resolution spectra were taken with a Boller & Chivens spectrograph in 1996 while 14 medium-resolution spectra were ob-

Send offprint requests to: Y. Nazé

* Based on observations obtained at the OHP and the Asiago observatory.

★★ Postdoctoral Researcher FRS/FNRS

★★★ Research Associate FRS/FNRS

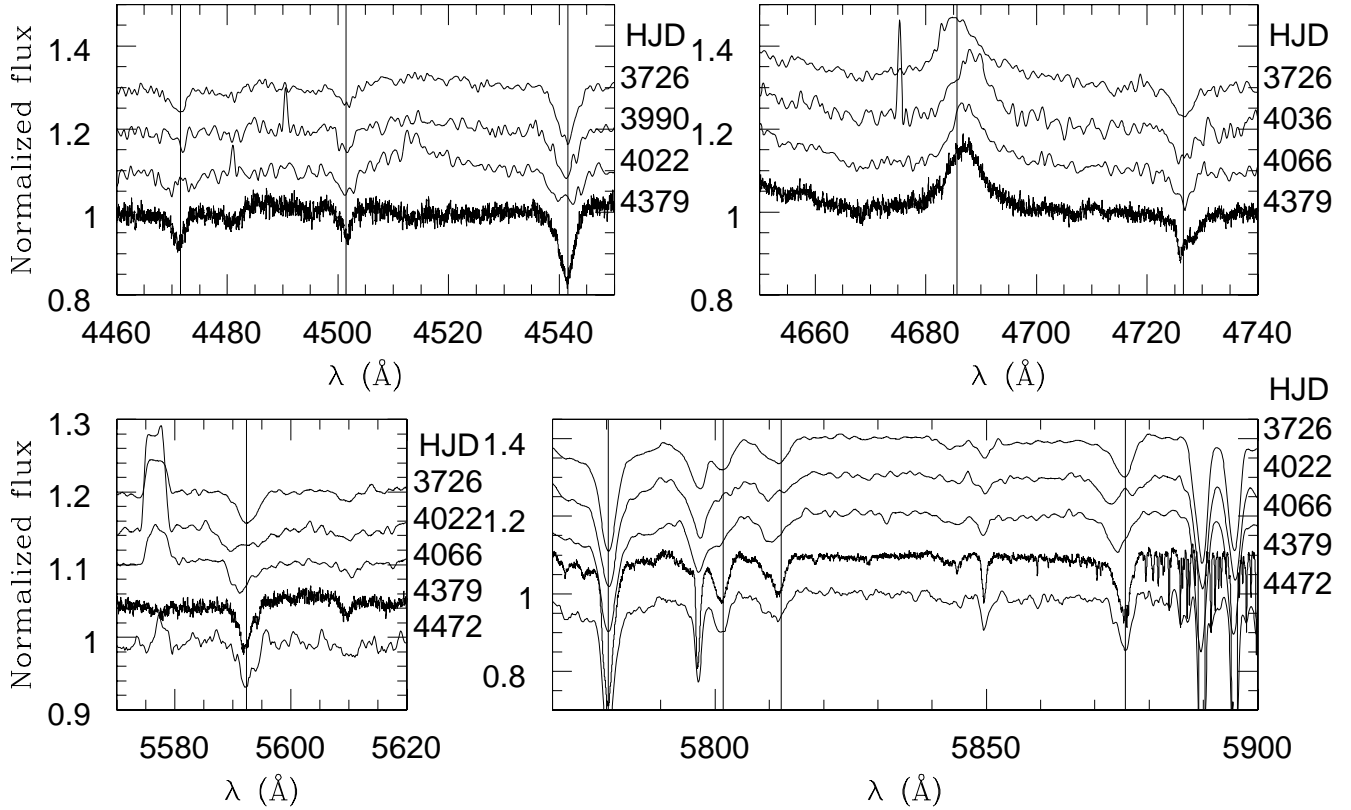


Fig. 1. Evolution of the line profiles in a few selected spectra (dates shown to the right in format HJD-2 450 000). Vertical lines are drawn at the rest wavelength of the stellar lines and at the DIBs wavelength observed in the Sophie high-resolution spectra. Compare the profiles of Dec. 2005 (date=3726), Sep. 2006 (3990), Oct. 2007 (4379), and Jan. 2008 (4472) to the ones of Oct. 2006 (4022 or 4036) and Nov. 2006 (4066). The saturated emission line close to O III λ 5592 is a mercury night sky line from light pollution.

tained in 2003 with an holographic grating (VPH4). The typical exposure times amounted to 600s and 2400s, respectively. These data were reduced in a standard way.

At the OHP, the Aurélie spectrograph equipped with grating #3 provided 27 additional spectra in the interval 2003–2008 while the Sophie echelle instrument observed the system 8 times in the high-efficiency mode. For individual spectra, the typical exposure time was 1800–3600s, and the data were finally smoothed by a moving box average.

After a first analysis, it appeared that the system underwent only long-term changes. Therefore, spectra taken within 1–15 days were generally averaged (see number N in Table 1). To improve the wavelength calibration, we took advantage of the high reddening and used several narrow, well-marked DIBs close to major spectral lines. Their mean radial velocity (RV) measured on Sophie spectra, our highest resolution data, was chosen as reference. RVs amount to -15.2 , $+8.6$, -8.0 , -11.3 km s^{-1} for DIBs at 4501.7 , 4726.4 , 5780.45 and 6613.62 Å , respectively. The stellar lines were fitted by gaussian(s) and the measured RVs were corrected by the shift derived from the closest DIB. This ensures that the RVs are correct to within 10 km s^{-1} ; larger excursions of the RVs are thus very likely real.

3. Data Analysis

The most striking feature of the spectrum of Cyg OB2 #9 is the presence of strong interstellar lines due to the high absorption of the star. Even some lines which are usually negligible in massive stars' spectra are here clearly detected (for a list of DIBs see Herbig, 1995). Some can be mistaken for stellar features and one must be particularly careful in the analysis when the DIBs are close to actual stellar lines. For example, C IV λ 5812 presents a double-line profile in the recent Sophie data, but this is only due to the contamination by a DIB at 5809.13 Å ! In lower-resolution spectra, such blends may remain undetected but they can still affect the measure of RVs (e.g. for He II λ 5412 and C IV λ 5801, 5812).

The observed spectrum of Cyg OB2 #9 also displays the absorption lines typical of an O5.5If star: strong He II λ 4542, 5412, 6683 and weaker He I lines (at 4471, 5876 Å). It also shows some emission features, notably He II λ 4686, C III λ 5696, H α .

The first spectra of the monitoring (until September 2006) showed relatively narrow and strong absorption lines, but the situation changed abruptly in October 2006. At that time, the lines became shallower and broader, even showing double line profiles, the typical signature of a binary. In November 2006, the lines presented intermediate line profile while the most recent

Table 1. Journal of observations. Julian dates (mean values if $N \neq 1$) are given in the format HJD–2 450 000, N is the number of spectra taken, $\Delta\lambda$ is the wavelength range, R is the spectral resolution ($\lambda/FWHM_{calib}$), S/N is the average signal-to-noise ratio of the individual spectra.

Instrument	Date	N	$\Delta\lambda$ (Å)	R	S/N
B&Ch.	287.56	1	4900-6050	1000	300
	287.57	1	5950-7100	1200	500
	287.55	1	3850-5000	800	70
AFOSC-ls	2811.50	3	6400-7000	3400	300
	2857.30	5	6400-7000	3400	400
	2956.37	2	6400-7000	3400	300
AFOSC-ech	2987.74	4	6400-7000	3400	300
	3726.23	4	3700-8800	3600	300
	3887.49	1	3700-8800	3600	200
	3990.46	1	3700-8800	3600	130
	4022.25	3	3700-8800	3600	150
	4036.24	2	3700-8800	3600	130
	4051.39	1	3700-8800	3600	160
Aurélie	4066.30	1	3700-8800	3600	120
	2920.30	16	6400-6750	11000	70
	3290.29	10	6400-6750	11000	150
	3551.59	14	6400-6750	11000	250
	3651.71	10	6400-6750	11000	130
	4244.48	2	5500-5900	8800	50
	4303.50	2	5500-5900	8800	70
Sophie	4324.43	2	5500-5900	8800	100
	4472.25	1	5500-5900	8800	90
	4348.77	3	3900-6900	35000	80
	4379.06	3	3900-6900	35000	90
	4463.75	2	3900-6900	35000	100

spectra again showed stronger and narrower lines. This evolution is illustrated in Figure 1. The double-peaked profiles of uncontaminated stellar lines provide the first undisputable evidence of the binary nature of Cyg OB2 #9. This statement stands on solid ground: it relies on an homogeneous dataset, the Asiago spectra, and is thus independent of instrument changes; moreover, such double line profiles cannot be spontaneously generated in the sole stellar lines by instrumental problems or reduction processes.

A non-circular orbit was suggested by the variations of the radio emission (van Loo et al., 2008). The rapid variation of the line profiles in the visible domain also revealed the presence of eccentricity, with a quite high value. Figure 2 shows the evolution of the RVs with time for He I λ 5876 and He I λ 6683, two strong and uncontaminated stellar lines. A sharp change of the RVs is detected in He I λ 5876, as well as for other photospheric lines (O III λ 5592 and C IV λ 5801, 5812). It is reminiscent of the periastron passage in a highly eccentric binary. In this context, it should be noted that the line splitting and large RV excursion occur when the radio emission is minimum ($\phi_{Oct06} \sim 11.94 \pm 0.08$ following the ephemeris of van Loo et al. 2008), as expected if the non-thermal radio emission arises in the colliding-wing region.

The onset of a drop in the RVs can also be detected in the He I λ 6683 observations taken in 2003: the measured variations are thus compatible with the period of 2.355 yr derived from the changes of the radio fluxes (van Loo et al., 2008), though the periastron passage itself unfortunately occurred during a gap in the observations. In this context, it should be noted that the average value of the RVs from Kiminki et al. (2007), -16.1 km s^{-1} , is fully compatible with our mean RV measured outside large RV excursion events and that the lowest value of the RV reported by

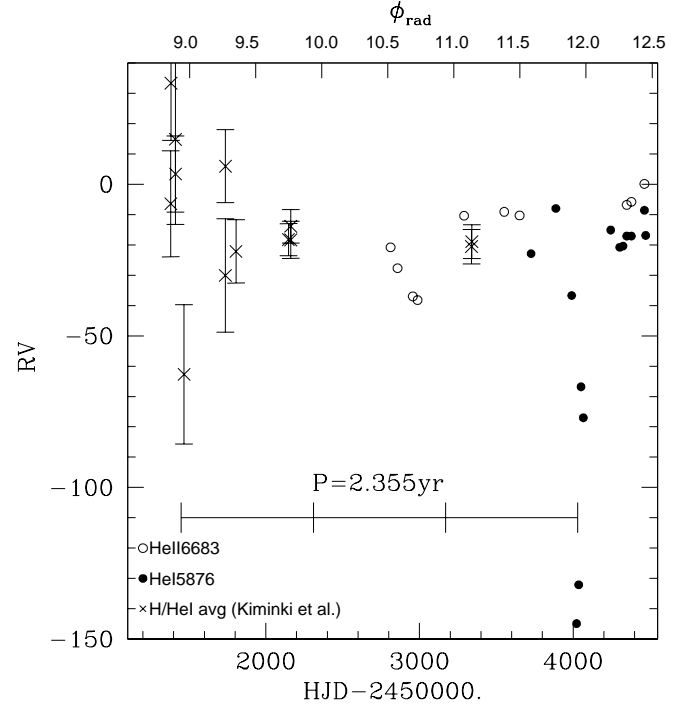


Fig. 2. Radial velocity evolution of the best stellar lines (in terms of strength and non-contamination by DIBs) between June 2003 and January 2008. Average RV values for various H I and He I lines from Kiminki et al. (2007) are also presented. A line indicating the length of three periods of van Loo et al. (2008) is drawn for comparison and phases derived from their ephemeris are shown on top (uncertainties amount to ± 0.08 in phase).

these authors occurred 3 periods before our 2006 RV drop (Fig. 2). Unfortunately, as for us in 2003, Kiminki et al. (2007) missed the periastron passages themselves by only a week or two.

The splitting observed in October 2006 for He I λ 5876 allows us to derive RVs of $+92$ and -145 km s^{-1} , whereas the RV of the apparently single component was -17 km s^{-1} in October 2007. This suggests a mass ratio of about unity. The relative strength of the two components (see He I λ 5876 and C IV λ 5812 profiles in Figure 1) suggests a slightly later type for the companion. The system could thus be O5+O6-7. However, the noise and uncertainties of our data prevent us from deriving more accurate spectral and orbital parameters.

Finally, the non-thermal nature of the radio emission not only suggested a binary nature for Cyg OB2 #9, but also implies the presence of colliding winds. The signature of such a phenomenon can also be detected in the visible domain, as has been shown for several systems (see e.g. Rauw et al., 2001; Sana et al., 2001). In this context, it is interesting to note that the RVs of the He I λ 4686 emission line do not follow the trend of the other lines: this line appears redshifted while the main component of the others lines are moving bluewards (Figure 1). Since the lines from the companion appear of slightly reduced strength compared to those of the primary star, it is possible that this line arises in the CW region. In addition, the H α profile displays a complex behaviour. The absorption component first presents a rather triangular shape and then appears more rounded; the emission component strengthens when a maximum RV separation is seen in the photospheric lines – such an anti-phase effect is quite typical of CW binaries.

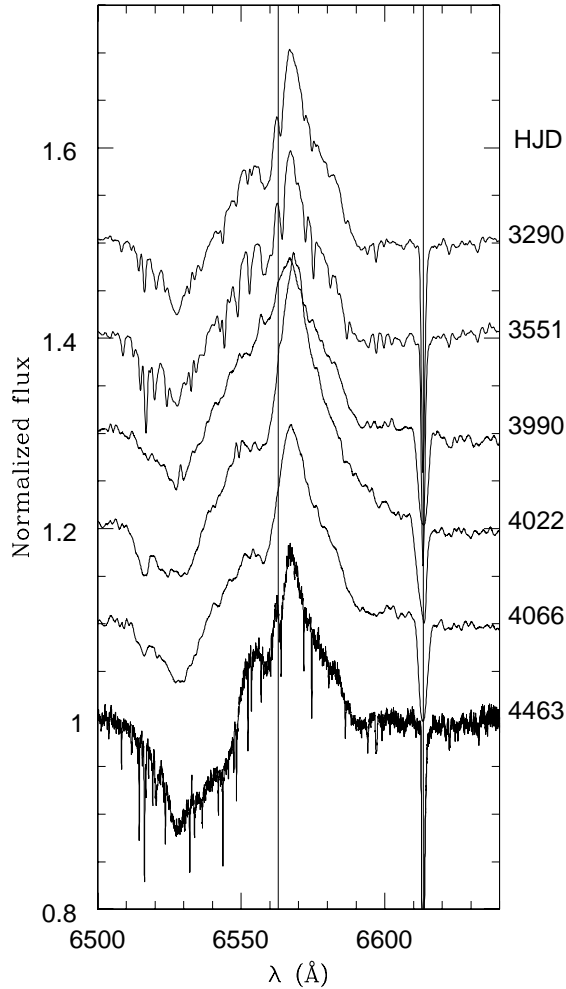


Fig. 3. Evolution of the profile of the $H\alpha$ line. The data were taken in Oct. 2004 (date=3290), June 2005 (3551), Sep. 2005 (3990), Oct. 2006 (4022), Nov. 2006 (4066) and Oct. 2007 (4379). Note the sharp increase in line strength at date 4022, i.e. when the absorption lines are showing their largest separation (see Fig. 2).

4. Summary and conclusions

A dedicated monitoring of Cyg OB2 #9 has been going on since 2003. The detected line profile variations provide the first direct evidence of the presence of a companion in an eccentric orbit. The period of the detected changes is compatible with the 2.355yr timescale derived from radio measurements and the line splitting corresponds to the minimum emission in the radio range. The behaviour of the $He\,II\,4686$ and $H\alpha$ emission lines further suggests the presence of colliding winds. The binary status of Cyg OB2 #9 lends thus additional support to the ‘standard scenario’ for the non-thermal emission from early-type stars, where particle acceleration and synchrotron radio emission take place in the wind interaction region of a binary system (De Becker, 2007). In addition, the quite high plasma temperature (~ 30 MK) derived from the fit of thermal models to the X-ray spectrum of Cyg OB2 #9 is compatible with a scenario where a significant fraction of the X-rays are produced in a long period colliding wind binary (Rauw et al., 2005b).

Though the presented evidence for binarity is indisputable, much work is still needed to gain a complete knowledge of this peculiar massive system. To derive accurate orbital parameters and constrain the wind collision properties, it is necessary to accumulate more data. Additional spectra need to be taken with both high-resolution and high signal-to-noise, like e.g. our Sophie observations. It is particularly important to sample the rapid variations that occur near periastron. If October 2006 was indeed the last periastron event and if the 2.4yr radio period is correct, then the next periastron passage will take place in early 2009 - at a time when the star is not easily observable under good conditions (conjunction with the Sun). Nevertheless, any effort should be taken to monitor the system as close as possible to the event. A better estimate of the properties of Cyg OB2 #9 might indeed require to wait for mid-2011, except if additional archival data, taken at the right epochs, are available.

Acknowledgements. We acknowledge support from the Fonds National de la Recherche Scientifique (FNRS, Belgium), the Scientific Cooperation program 2005-2006 between Italy and the Belgian ‘Communauté Française’ (project 05.02), the OPTICON trans-national access programme, and the PRODEX XMM and Integral contracts (Belspo).

References

- De Becker, M., Rauw, G., & Manfroid, J. 2004, *A&A*, 424, L39
- De Becker, M. 2007, *A&A Rev.*, 14, 171
- Herbig, G. H. 1995, *ARA&A*, 33, 19
- Kiminki, D. C., et al. 2007, *ApJ*, 664, 1102
- Knödseder, J. 2000, *A&A*, 360, 539
- Pigulski, A., & Kołaczowski, Z. 1998, *MNRAS*, 298, 753
- Pittard, J. M., & Dougherty, S. M. 2006, *MNRAS*, 372, 801
- Rauw, G., Nazé, Y., Carrier, F., Burki, G., Gosset, E., & Vreux, J.-M. 2001, *A&A*, 368, 212
- Rauw, G., Sana, H., Gosset, E., De Becker, M., Arias, J., Morrell, N., Eenens, P., & Stickland, D. 2005a, *Massive Stars and High-Energy Emission in OB Associations*, 85
- Rauw, G., De Becker, M., & Linder, N. 2005b, *Massive Stars and High-Energy Emission in OB Associations*, 103
- Sana, H., Rauw, G., & Gosset, E. 2001, *A&A*, 370, 121
- van Loo, S., Runacres, M. C., & Blomme, R. 2005, *A&A*, 433, 313
- van Loo, S., Blomme, R., Dougherty, S. M., & Runacres, M. C. 2008, *A&A*, in press