

# GROUND STATE ENERGY OF CURRENT CARRIERS IN GRAPHENE

P. V. Ratnikov<sup>1</sup> and A. P. Silin

*Lebedev Physics Institute, Russian Academy of Sciences,  
Leninskii pr. 53, Moscow, 119991 Russia*

Received October 30, 2007

**Abstract.** The ground state energy of current carriers in graphene considered as a zero-gap semiconductor was calculated in the two-band approximation. The condition of the electronic (hole) system stability in graphene was obtained. The possibility of the zero-gap semiconductor–semimetal transition was discussed.

It is known that thin graphite films exhibit semimetallic properties [1]; however, a single-atomic layer of carbon atoms forming a regular hexagonal lattice (graphene) has such a band structure that the energy gap is zero at six K points of the Brillouin zone. Therefore, graphene can be considered as a two-dimensional zero-gap semiconductor or a semimetal with zero conduction and valence band overlap [2]. The former approach makes it possible to describe current carriers in graphene within the two-band Dirac model<sup>2</sup> [7, 8]

$$u\boldsymbol{\alpha} \cdot \hat{\mathbf{p}}\Psi = \varepsilon_{\mathbf{p}}\Psi, \quad (1)$$

where  $\boldsymbol{\alpha} = \begin{pmatrix} 0 & \boldsymbol{\sigma} \\ \boldsymbol{\sigma} & 0 \end{pmatrix}$  are Dirac  $\alpha$ -matrices,  $\hat{\mathbf{p}} = -i\hbar\nabla$  is the two-dimensional momentum operator (hereafter  $\hbar = 1$ ),  $u = \frac{3}{2}\gamma a_0 = 9.84 \cdot 10^7$  cm/s is the quantity similar to the Kane matrix element of the interband transition rate,  $\gamma \simeq 3$  eV is the band parameter, and  $a_0 = 1,44$  Å is the interatomic distance in the graphene lattice [9]. In the vicinity of K points of the Brillouin zone, the dispersion relation of current carriers is linear,  $\varepsilon_p = \pm up$  (+ and – signs correspond to electrons and holes, respectively).

---

<sup>1</sup>ratnikov@lpi.ru

<sup>2</sup>Dirac equation (1) is equivalent with accuracy of the unitary transformation of the Hamiltonian and the wave function of a pair of Weyl equations (see book [3], p. 79). As is known, the Weyl equation describes the two-component neutrino in quantum electrodynamics (QED) (see, e.g., book [4]). The use of the Dirac equation as a  $4 \times 4$  matrix equation in the two-dimensional system is possible since the  $4 \times 4$  matrix representation in case of two spatial dimensions can be used equivalently with  $2 \times 2$  matrix representation (see book [5], chap. XIV). This fact allows us to extend the formalism of the QED diagram technique to the case of the two-dimensional system of Dirac fermions (graphene). The Weyl equation was first applied to the problem of describing current carriers in a zero-gap semiconductor in [6].

For a two-dimensional electron (hole) gas arising during electron doping of a zero-gap semiconductor [2], the ground state energy per one particle is the sum of three terms

$$E_{gs} = E_{kin} + E_{exch} + E_{corr}, \quad (2)$$

where  $E_{kin} = \frac{2}{3}up_F$  is the average kinetic energy,  $p_F = \sqrt{\frac{2\pi n_{2D}}{\nu}}$  is the Fermi momentum,  $n_{2D}$  is the two dimensional particle concentration,  $\nu$  is the degeneration multiplicity<sup>3</sup>. If the Fermi level  $E_F$  lies above  $E = 0$ , the system contains only electrons as current carriers in the conduction band with the number of valleys  $\nu_e = 2$ ; if  $E_F < 0$ , the system contains only holes as current carriers with  $\nu_h = 2$ . The Fermi level position can be varied by applying an electric field [2]. We can see that both cases in the Dirac model are equivalent. In follows, for definiteness, we shall consider the case of electrons.

The exchange energy is given by the first-order exchange diagram (Fig. 1)

$$E_{exch} = -\frac{\nu}{2n_{2D}} \int \frac{d^2\mathbf{p}d\varepsilon}{(2\pi)^3} \frac{d^2\mathbf{k}d\omega}{(2\pi)^3} Sp \{ \gamma^\mu G(\mathbf{p}, \varepsilon) \gamma^\nu G(\mathbf{k}, \omega) \} D_{\mu\nu}(\mathbf{p} - \mathbf{k}, \varepsilon - \omega), \quad (3)$$

where the photon propagator  $D_{\mu\nu}(\mathbf{p} - \mathbf{k}, \varepsilon - \omega) \approx V(\mathbf{p} - \mathbf{k})\delta_{\mu 4}\delta_{\nu 4}$  (we neglect the photon pole at  $\omega = \pm c|\mathbf{p} - \mathbf{k}|$ , whose contribution to the integral in frequencies  $\varepsilon$  and  $\omega$  is of the order of  $(u/c)^2 \sim 10^{-5}$  in comparison with the contribution of Green's function poles),  $V(\mathbf{q}) = \frac{2\pi e^2}{\kappa_{eff}|\mathbf{q}|}$  is the Coulomb law in the two-dimensional case, and  $\kappa_{eff}$  is the effective permittivity of graphene. The free-electron Green's function at  $\Delta = 0$  is [10]

$$G(\mathbf{p}, \varepsilon) = -\frac{u\hat{p}}{u^2\mathbf{p}^2 - \varepsilon^2 - i0} + 2\pi i\delta(u^2\mathbf{p}^2 - \varepsilon^2) N_p u\hat{p}, \quad (4)$$

where  $\hat{p} = p_\beta \gamma^\beta$  ( $\beta = 0, 1, 2$ ) is the convolution with Dirac matrices  $\gamma^k = -i\gamma^0\alpha^k$  for  $k = 1, 2$  and  $\gamma^0 = \begin{pmatrix} I & 0 \\ 0 & -I \end{pmatrix}$ ,  $I$  is the  $2 \times 2$  unit matrix,  $N_p = \theta(|\mathbf{p}| - p_F)\theta(\varepsilon)$ ;  $\theta(x) = \begin{cases} 1, & x > 0, \\ 0, & x < 0. \end{cases}$

Expression (3) is transformed to the form (see the Appendix)

$$E_{exch} = -\frac{\alpha^* I_1}{\sqrt{2\pi}} u \left( \frac{n_{2D}}{\nu} \right)^{1/2}, \quad (5)$$

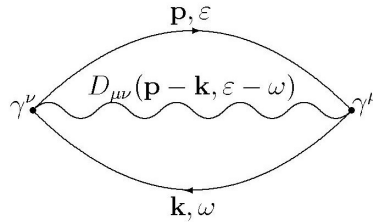


Fig. 1. *First-order exchange diagram.*

<sup>3</sup>In the general case for two spin components, the degeneration multiplicity is  $\nu = \nu_{e,h}$ . It will be shown below that the spin-unpolarized state is more energetically favorable than spin-polarized one, for which  $\nu \rightarrow \nu_{e,h}/2$ .

where  $I_1 = \int_0^1 dx \int_0^1 dy \int_0^{2\pi} d\chi \frac{(1+\cos\chi)xy}{\sqrt{x^2+y^2-2xy\cos\chi}} = \frac{8}{3} \left(G + \frac{1}{2}\right)$ ,  $G = 0,915965\dots$  is the Catalan constant [11],  $\alpha^* = \frac{e^2}{\kappa_{eff}u}$  is the analogue of the fine structure constant.

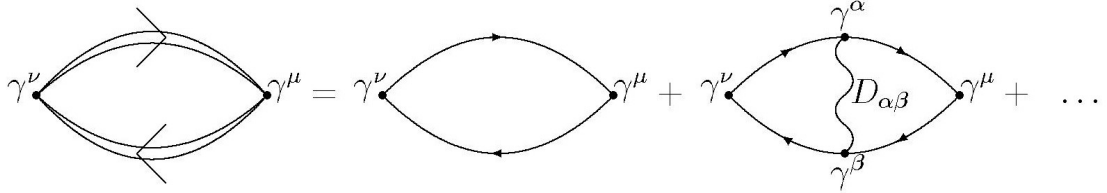
The correlation energy is given by the formula [12]

$$E_{corr} = \frac{1}{2n_{2D}} \int \frac{d^2\mathbf{k}d\omega}{(2\pi)^3} \int_0^1 \frac{d\lambda}{\lambda} \left[ \frac{-\lambda\nu V(\mathbf{k}) \Pi_{44}(\mathbf{k}, i\omega)}{1 - \lambda\nu V(\mathbf{k}) \Pi_{44}(\mathbf{k}, i\omega)} + \lambda\nu V(\mathbf{k}) \Pi_{44}^{(0)}(\mathbf{k}, i\omega) \right]. \quad (6)$$

The total polarization operator is written as

$$\Pi_{44}(\mathbf{k}, i\omega) = \Pi_{44}^{(0)}(\mathbf{k}, i\omega) + \Pi_{44}^{(1)}(\mathbf{k}, i\omega) + \dots, \quad (7)$$

which corresponds to the sum of the diagrams



The polarization operator  $\Pi_{44}^{(0)}(\mathbf{k}, i\omega)$  in the lowest order in the interaction for the two-dimensional case is given by [10]

$$\Pi_{44}^{(0)}(\mathbf{k}, i\omega) = 16 \int \frac{d^2\mathbf{p}}{(2\pi)^2} \frac{\theta(|\mathbf{p}| - p_F)}{2\varepsilon_{\mathbf{p}}} \frac{(\mathbf{k} \cdot \mathbf{p})^2 - \frac{|\mathbf{k}|^2 \varepsilon_{\mathbf{p}}^2}{u^2}}{(|\mathbf{k}|^2 + \frac{\omega^2}{u^2})^2 - 4 \left( \mathbf{k} \cdot \mathbf{p} - \frac{i\varepsilon_{\mathbf{p}}\omega}{u^2} \right)^2}. \quad (8)$$

We calculate the correlation energy using a method similar in many respects to the known Nozieres–Pines method [13, 14] which is applied to calculate the electron gas and electron-hole liquid using asymptotics of the dimensionless polarization operator [15]

$$\tilde{\Pi}_{44}^{(0)}(r, \theta) = \begin{cases} -\frac{\sin\theta}{24\pi r^2}, & r \gg 1, \\ -\frac{1-|\cos\theta|}{16\pi}, & r \ll 1, \end{cases} \quad (9)$$

where dimensionless variables  $r = \sqrt{\omega^2 + u^2 k^2}/up_F$  and  $\sin\theta = uk/\sqrt{\omega^2 + u^2 k^2}$  are introduced.

To determine the smallness parameter of expansion (7), we estimate the first-order correction  $\Pi_{44}^{(1)}$  in the interaction to the polarization operator (8)

$$\begin{aligned} \Pi_{44}^{(1)}(\mathbf{k}, i\omega) &= - \int \frac{d^2\mathbf{p}d\varepsilon}{(2\pi)^3} \frac{d^2\mathbf{q}d\Omega}{(2\pi)^3} Sp \{ \gamma^\mu G(\mathbf{p} + \mathbf{q}, \varepsilon + \Omega) \gamma^\alpha G(\mathbf{p}, \varepsilon) \cdot \\ &\quad \cdot \gamma^\nu G(\mathbf{p} - \mathbf{k}, \varepsilon - \omega) \gamma^\beta G(\mathbf{p} + \mathbf{q} - \mathbf{k}, \varepsilon + \Omega - \omega) \} \times V(\mathbf{q}) \delta_{\alpha 4} \delta_{\beta 4} \approx \\ &\approx - \frac{1}{16\pi u p_F^2} \int \frac{d^2\mathbf{p}d^2\mathbf{q}}{(2\pi)^4} \frac{2\pi\alpha^*}{|\mathbf{q}|} \theta(p_F - |\mathbf{p}|) \theta(p_F - |\mathbf{q}|) = - \frac{\alpha^*}{(8\pi)^2} \frac{p_F}{u}. \end{aligned} \quad (10)$$

Taking into account that the main contribution to  $\Pi_{44}^{(1)}(\mathbf{k}, i\omega)$  is made by small transferred momenta due to  $V(\mathbf{q})$  [15], (10) should be compared with the asymptotics  $\Pi_{44}^{(0)}(\mathbf{k}, i\omega)$  at small  $|\mathbf{k}|$ , from which we obtain that (10) is small in the parameter  $\frac{\alpha^*}{4\pi} \ll 1$ , which is simultaneously the condition of the applicability of the random-phase approximation.

Substitution of the polarization operator asymptotics at  $r \gg 1$  into (6) yields the contribution of large momenta

$$E_{corr}^\infty = -\frac{up_F^3}{3(2\pi)^2 n_{2D}} [(1 + g_1) \cdot \ln(1 + g_1) - g_1], \quad (11)$$

where  $g_1 = \frac{\alpha^* \nu}{12} \ll 1$  at  $\nu = 2$  and  $\alpha^* \lesssim 1$ ; expanding (11), we obtain

$$E_{corr}^\infty = -\frac{\alpha^{*2} \nu^{1/2}}{864 \sqrt{2\pi}} u n_{2D}^{1/2}, \quad (12)$$

which coincides with the contribution of the second-order ring diagram (Fig. 2)

$$\begin{aligned} E_{corr}^{(2)} &= -\frac{i\nu^2}{4n_{2D}} \int \frac{d^2 \mathbf{p} d^2 \mathbf{q} d^2 \mathbf{k} d\varepsilon d\Omega d\omega}{(2\pi)^9} Sp \{ \gamma^\alpha G(\mathbf{p}, \varepsilon) \gamma^\beta G(\mathbf{p} - \mathbf{k}, \varepsilon - \omega) \} \times \\ &\times Sp \{ \gamma^\mu G(\mathbf{q}, \Omega) \gamma^\nu G(\mathbf{q} + \mathbf{k}, \Omega + \omega) \} D_{\alpha\mu}(\mathbf{k}, \omega) D_{\beta\nu}(\mathbf{k}, \omega) \approx \\ &\approx -\frac{1}{4n_{2D}} \int \frac{d^2 \mathbf{k} d\omega}{(2\pi)^3} \left( \nu \Pi_{44}^{(0)}(\mathbf{k}, i\omega) V(\mathbf{k}) \right)^2. \end{aligned} \quad (13)$$

Thus, according to the Nozieres–Pines method [13, 14], when calculating the correlation energy at large transferred momenta by formula (6), with an accuracy of the terms of the order of  $g_1^2$ , the analysis can be restricted to the second-order of the perturbation theory. Apart from the second-order ring diagram (Fig. 2), let us also consider the second-order exchange diagram (Fig. 3)

$$\begin{aligned} \tilde{E}_{corr}^{(2)} &= -\frac{i\nu}{4n_{2D}} \int \frac{d^2 \mathbf{p} d^2 \mathbf{q} d^2 \mathbf{k} d\varepsilon d\Omega d\omega}{(2\pi)^9} Sp \{ \gamma^\alpha G(\mathbf{p}, \varepsilon) \gamma^\beta G(\mathbf{k} - \mathbf{p}, \omega - \varepsilon) \gamma^\mu \cdot \\ &\cdot G(\mathbf{p} - \mathbf{q} - \mathbf{k}, \varepsilon - \Omega - \omega) \gamma^\nu G(\mathbf{p} - \mathbf{q}, \varepsilon - \Omega) \} D_{\alpha\mu}(\mathbf{q}, \Omega) D_{\beta\nu}(\mathbf{k}, \omega). \end{aligned} \quad (14)$$

Evaluation of integral (14) is very laborious; however, estimations show that, as in the nonrelativistic case, its contribution is positive and is smaller in magnitude by a factor of  $\frac{1}{2\nu}$  than (13) [16]. Finally, for the contribution of large transferred momenta to the correlation energy, we obtain

$$E_{corr}^\infty = -\frac{\alpha^{*2} \nu^{1/2}}{864 \sqrt{2\pi}} \left( 1 - \frac{1}{2\nu} \right) u n_{2D}^{1/2}. \quad (15)$$

Substitution of the polarization operator asymptotics at  $r \ll 1$  from (9) into (6) yields the contribution of small transferred momenta

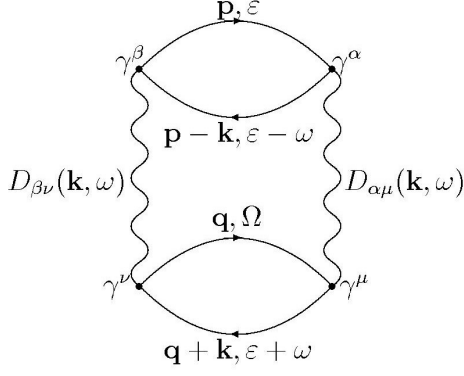


Fig. 2. Second-order ring diagram.

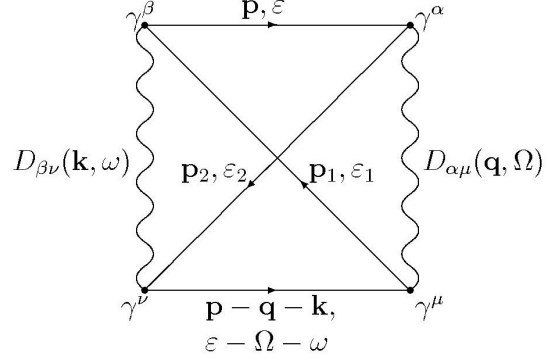


Fig. 3. Second-order exchange diagram.

The following notations are introduced:

$$\mathbf{p}_1 = \mathbf{p} - \mathbf{k}, \quad \varepsilon_1 = \varepsilon - \omega; \quad \mathbf{p}_2 = \mathbf{p} - \mathbf{q}, \quad \varepsilon_2 = \varepsilon - \Omega.$$

$$E_{corr}^0 = -\frac{up_F^3 g_2^2}{3(2\pi)^2 n_{2D}} \int_0^{\pi/2} d\theta (1 - \cos \theta)^2 \cdot \left[ 1 - g_2 \frac{1 - \cos \theta}{\sin \theta} \cdot \ln \left( 1 + \frac{\sin \theta}{g_2(1 - \cos \theta)} \right) + \right. \\ \left. + \frac{\sin \theta}{g_2(1 - \cos \theta)} - \frac{\sin^2 \theta}{g_2^2(1 - \cos \theta)^2} \cdot \ln \left( 1 + g_2 \frac{1 - \cos \theta}{\sin \theta} \right) \right], \quad (16)$$

where  $g_2 = \frac{\alpha^* \nu}{8} \ll 1$ , and expression (16) can be simplified,

$$E_{corr}^0 = -\frac{\alpha^{*2} \nu^{1/2}}{128 \sqrt{2\pi}} \left( \frac{3\pi}{4} - 2 \right) u n_{2D}^{1/2}. \quad (17)$$

We can see from (15) and (17) that the order of smallness of the correlation energy and exchange energy (5) is  $\alpha^{*2}$  and  $\alpha^*$ , respectively; thus, we obtain the ground state energy of the electron gas as a power series of  $\alpha^*$ , which we cut off after the terms of the order  $\alpha^{*2}$ ,

$$E_{gs} = \frac{2\sqrt{2\pi}}{3} u \left( \frac{n_{2D}}{\nu} \right)^{1/2} - \frac{\alpha^* I_1}{\sqrt{2\pi}} u \left( \frac{n_{2D}}{\nu} \right)^{1/2} - \frac{\alpha^{*2}}{64\sqrt{2\pi}} \left( \frac{3\pi}{8} - \frac{25}{27} - \frac{1}{27\nu} \right) u (\nu n_{2D})^{1/2}. \quad (18)$$

It can be seen from (18) that the spin-unpolarized state with the degeneracy multiplicity  $\nu = \nu_{e,h}$  is more energetically favorable than the spin-polarized state with the degeneracy multiplicity  $\nu = \nu_{e,h}/2$ . The main contribution is given by the kinetic energy; therefore,  $E_{gs} > 0$ . The condition  $E_{gs} > 0$  in the case of  $\Delta = 0$  means that graphene as a zero-gap semiconductor is *stable* (at  $E_{gs} < 0$ , it would be favorable to generate electron-hole pairs). The transition to the semimetallic state, i.e., spontaneous electron-hole pair generation, occurs at certain  $\alpha_0^*$  such that  $E_{gs} < 0$  at  $\alpha^* > \alpha_0^*$ . Equation  $E_{gs} = 0$  upon the substitution of  $\nu = 2$  yields

$$\alpha_0^* = \sqrt{A^2 + B} - A = 1.1044, \quad (19)$$

where  $A = \frac{64I_1}{3\pi - 202/27}$  and  $B = \frac{512\pi}{9\pi - 202/9}$ .

Let us now consider the effect of some parameters on the band structure of graphene in more detail.

*Effective multivalley structure.* A structure (superlattice) containing  $N$  graphene layers, in the absence of transitions between layers, effectively contains  $\tilde{\nu} = \nu \cdot N$  electron (hole) valleys with the number of electrons (holes)  $\bar{N}_{e(h)} = N_{e(h)} \cdot N$ , where  $N_{e(h)}$  is the number of electrons (holes) in each graphene layer. Let graphene layers be interfaced by a wide-gap semiconductor (insulator).

In the general case the Coulomb law for periodic structures is given by the expression [15]

$$\bar{V}(\mathbf{q}, w) = \frac{2\pi e^2}{\kappa |\mathbf{q}|} \frac{\sinh(|\mathbf{q}|d)}{\cosh(|\mathbf{q}|d) - \cos w}, \quad (20)$$

where  $0 \leq w \leq 2\pi$ ; however, in the case of large transferred momenta such that  $|\mathbf{q}|d \gg 1$ , the second fraction in (20) tends to unity. Formula (11) for  $E_{corr}^\infty$  remains valid with an accuracy of the substitution  $g_1 \rightarrow \tilde{g}_1 = \frac{\alpha^* \tilde{\nu}}{12} \gg 1$  and  $n_{2D} \rightarrow \bar{n}_{2D} = \bar{N}_{e(h)}/S = N \cdot n_{2D}$  ( $S$  is the area of layers),

$$E_{corr}^\infty = -\frac{\alpha^*}{36\sqrt{2\pi}} u \left( \frac{n_{2D}}{\nu} \right)^{1/2} \cdot \ln \left( \frac{\alpha^* \nu}{12} N \right). \quad (21)$$

At small transferred momenta,  $|\mathbf{q}|d \ll 1$ , the Coulomb law (20) is not singular at  $|\mathbf{q}| = 0$ . In this limit,  $E_{corr}^0$  is small in comparison with  $E_{corr}^\infty$  due to appearance of  $\ln N$ ; therefore, it can be omitted. The ground state energy is given by

$$E_{gs} = \left[ \frac{2\sqrt{2\pi}}{3} - \frac{\alpha^*}{\sqrt{2\pi}} \left( I_1 + \frac{1}{36} \ln \left( \frac{\alpha^* \nu}{12} N \right) \right) \right] \cdot u \left( \frac{n_{2D}}{\nu} \right)^{1/2}. \quad (22)$$

*Electric field effect.* As shown above, application of an electric field can produce a nonzero electron (or holes when the electric field direction is changed) density in graphene on substrate [2]. In this case, the two-dimensional current-carrier concentration is proportional to the gate voltage  $V_g$  [2]

$$n_{2D} = \frac{\epsilon}{4\pi e l} V_g, \quad (23)$$

where  $\epsilon$  is the substrate permittivity.

According to the calculation [17], in graphene containing several layers, the energy gap opens at K points of the Brillouin zone under a sufficiently strong electric field. This means that the system transits from a semimetallic state (studied in [1]) to the semiconductor state. Let us find out whether or not a similar phenomenon exists in single-layer graphene. Assume that application of a rather weak electric field results in opening the gap,  $\Delta \neq 0$ , small in comparison with the Fermi energy  $E_F = \mu_F$ :  $\Delta \ll E_F = \frac{u}{2} \sqrt{\frac{\epsilon}{e l} V_g}$ ; in this case, the correction to the kinetic energy is  $\delta E_{kin} = \Delta^2/E_F$ . According to (A1), the correction to the exchange energy is given by

$$\delta E_{exch} = -\frac{\alpha^* I_2}{2\pi} \frac{\Delta^2}{E_F}, \quad (24)$$

where  $I_2 = \int_0^1 dx \int_0^1 dy \int_0^{2\pi} d\chi \frac{1}{\sqrt{x^2+y^2-2xy\cos\chi}} = 16G$ . Let us express the correction to the correlation energy in terms of the correction to the polarization operator  $\bar{\Pi}_{44}^{(0)}(\mathbf{k}, i\omega) = \Pi_{44}^{(0)}(\mathbf{k}, i\omega) + \delta\Pi_{44}^{(0)}(\mathbf{k}, i\omega)$ , omitting the terms giving a zero contribution to  $\delta E_{corr}$  (odd-numbered in  $\omega$ )

$$\delta\Pi_{44}^{(0)}(\mathbf{k}, i\omega) = -\frac{3}{4\pi} \frac{u^2 |\mathbf{k}|^4 \Delta^2}{\omega^3 (u^2 |\mathbf{k}|^2 + \omega^2)} \arctan\left(\frac{2up_F\omega}{u^2 |\mathbf{k}|^2 + \omega^2}\right), \quad (25)$$

$$\delta E_{corr} = -\frac{\nu^2}{2n_{2D}} \int \frac{d^2\mathbf{k}d\omega}{(2\pi)^3} \frac{V^2(\mathbf{k}) \Pi_{44}^{(0)}(\mathbf{k}, i\omega)}{1 - \nu V(\mathbf{k}) \Pi_{44}^{(0)}(\mathbf{k}, i\omega)} \delta\Pi_{44}^{(0)}(\mathbf{k}, i\omega). \quad (26)$$

Changing to dimensionless variables  $r, \theta$  and substituting the asymptotics  $\tilde{\Pi}_{44}^{(0)}(r, \theta)$  at  $r \gg 1$  and  $r \ll 1$ , noticing that the main contribution to  $\delta E_{corr}$  given by small transferred momenta due to  $V^2(\mathbf{k})$  in (26), we obtain

$$\delta E_{corr} = \frac{9\pi\alpha^{*2}\nu}{256} \ln\left(1 + \frac{8}{\alpha^*\nu}\right) \cdot \frac{\Delta^2}{E_F}. \quad (27)$$

The correction to the ground state energy contains the additional small factor

$$\delta E_{gs} = \delta E_{kin} + \delta E_{exch} + \delta E_{corr} = \left[1 - \frac{8G\alpha^*}{\pi} + \frac{9\pi\alpha^{*2}\nu}{256} \ln\left(1 + \frac{8}{\alpha^*\nu}\right)\right] \frac{\Delta^2}{E_F} \approx 0.1202 \frac{\Delta^2}{E_F}; \quad (28)$$

therefore, even in the presence of a gap (small in comparison with  $E_F$ ), expression (18) is correct; moreover, this correction is positive, which suggests that the zero-gap semiconductor phase is *stable* relative to the transition to nonzero-gap semiconductor phase in an external electric field.

*Transition to the semimetallic phase.* For graphene, the parameter  $\alpha^*$  can efficiently vary due to image forces, i.e., the variation in the effective permittivity  $\kappa_{eff}$  of graphene depending on its environment (insulator or vacuum); at the substrate thickness  $l \gg n_{2D}^{-1/2}$ , it is given by  $\kappa_{eff} = \frac{\epsilon+\epsilon'}{2}$ , where  $\epsilon'$  is the permittivity of a medium above graphene [18]. For a  $SiO_2$  substrate,  $\kappa_{eff} = 5$  and  $\alpha^* \approx 0.44$ ; for a  $SiC$  substrate,  $\kappa_{eff} = 3$  and  $\alpha^* \approx 0.73$  [19]. Let us estimate the valence and conduction band overlap  $\delta E$  in the semimetallic state (Fig. 4). Let initially  $E_F > 0$  and  $\Delta = 0$ ; and after the transition, the conduction band was lowered with respect to the level  $E = 0$  by  $\delta E/2$  and the valence band rose by  $\delta E/2$ ; then the number  $\Delta N_e$  of electrons transferred to the valence band is  $\frac{\nu}{2\pi} p_1^2 S$ ; the new Fermi momentum is  $p_2$ :  $N'_e = \frac{\nu}{2\pi} p_2^2 S = N_e + \Delta N_e$ , where  $N_e = \frac{\nu}{2\pi} p_F^2 S$  ( $p_F$  is the Fermi momentum before the transition). We can estimate  $up_1 \simeq \delta E/2$ . The average kinetic energy of electrons is  $E_{kin}^e = \frac{2}{3} up_2$ ; for holes,  $E_{kin}^h = \frac{2}{3} up_1$  (the number of holes is equal to the number of transferred electrons,  $N_h = \Delta N_e$ ; therefore, their Fermi momentum is equal to  $p_1$ ). The ground state energy in the semimetallic phase is given by

$$E'_{gs} = E_{kin}^e + E_{kin}^h + E_{exch} + E_{corr}, \quad (29)$$

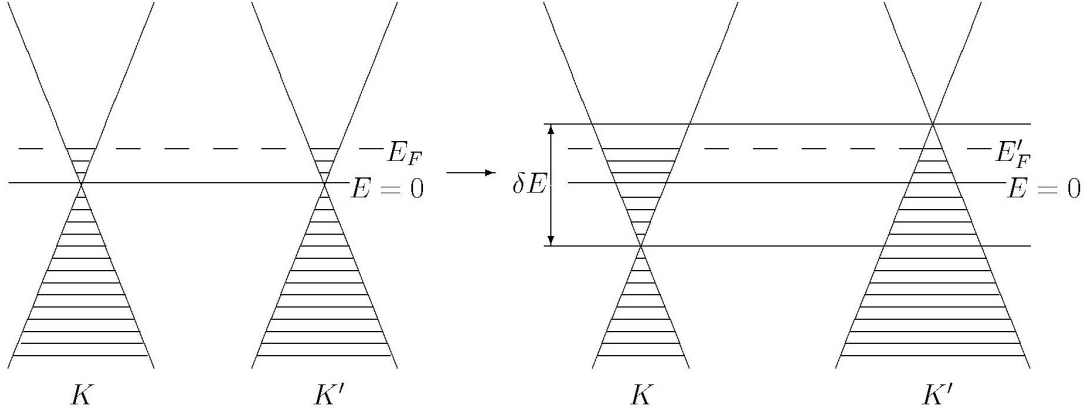


Fig. 4. *Transition to the semimetallic state of graphene depending on a substrate material: the conduction band is overlapped with the valence band at all three pairs of neighboring points  $K$  and  $K'$  of the Brillouin zone.*

where  $E_{corr}$  is calculated by the polarization operator  $\Pi_{44}^{(0)} = \Pi_{44}^{(0)e} + \Pi_{44}^{(0)h}$ ;  $E_{exch}$  is set equal to (5) if  $N_h \simeq N_e$  so that  $E_{exch}^h \simeq E_{exch}^e = E_{exch}$ . Neglecting  $E_{corr}$ , on the assumption that  $E'_{gs} = 0$ , we obtain

$$\delta E \simeq \left(b - \frac{1}{b}\right) up_F, \quad (30)$$

where  $b = \frac{|E_{exch}|}{E_{kin}} = \frac{3\alpha^* I_1}{4\pi} = \frac{2\alpha^*}{\pi} \left(G + \frac{1}{2}\right)$ . The condition  $b > 1$  means that the zero-gap semiconductor phase is *unstable* ( $E_{gs} < 0$ ); in this case,  $\delta E > 0$ , i.e., the transition to the semimetallic state, the transition from the spin-unpolarized to the spin-polarized occurs.

This study was supported by the "Dynasty" foundation for noncommercial programs.

## Appendix

Using the Green's function from [10], we obtain the expression for the exchange energy at arbitrary energy gap  $\Delta$

$$E_{exch} = -\frac{\nu}{2n_{2D}} \int \frac{d^2 \mathbf{p} d^2 \mathbf{k}}{(2\pi)^4} \frac{\Delta^2 + u^2 \mathbf{p} \cdot \mathbf{k} + \varepsilon_{\mathbf{p}} \varepsilon_{\mathbf{k}}}{\varepsilon_{\mathbf{p}} \varepsilon_{\mathbf{k}}} \frac{2\pi e^2}{\kappa_{eff} |\mathbf{p} - \mathbf{k}|} \theta(p_F - |\mathbf{p}|) \theta(p_F - |\mathbf{k}|). \quad (A1)$$

From (A1), in the nonrelativistic limit,  $\Delta \gg up_F, \varepsilon_{\mathbf{p}} \varepsilon_{\mathbf{k}} \approx \Delta^2 \gg u^2 |\mathbf{p} \cdot \mathbf{k}|$ , we obtain

$$E_{exch}^{nonrel} = -\frac{\nu}{n_{2D}} \int \frac{d^2 \mathbf{p} d^2 \mathbf{k}}{(2\pi)^4} \frac{2\pi e^2}{\kappa_{eff} |\mathbf{p} - \mathbf{k}|} \theta(p_F - |\mathbf{p}|) \theta(p_F - |\mathbf{k}|), \quad (A2)$$

which coincides with the known expression (see, e.g., [16]). In the ultrarelativistic limit,  $\Delta \ll up_F, \varepsilon_{\mathbf{p}} \varepsilon_{\mathbf{k}} \approx u^2 |\mathbf{p}| \cdot |\mathbf{k}| \gg \Delta^2$ , we obtain

$$E_{exch}^{ultrarel} = -\frac{\nu}{2n_{2D}} \int \frac{d^2 \mathbf{p} d^2 \mathbf{k}}{(2\pi)^4} \left(1 + \frac{\mathbf{p} \cdot \mathbf{k}}{|\mathbf{p}| \cdot |\mathbf{k}|}\right) \frac{2\pi e^2}{\kappa_{eff} |\mathbf{p} - \mathbf{k}|} \theta(p_F - |\mathbf{p}|) \theta(p_F - |\mathbf{k}|). \quad (A3)$$

Dedimensionalizing the integrand in (A3) and integrating over momenta, we obtain the answer in the form of (5). Expression (A3) is equivalent to formula (7) in [20].



# References

- [1] K. S. Novoselov, A. K. Geim, S. V. Morozov et al. *Science*, **306**, 666 (2004).
- [2] K. S. Novoselov, A. K. Geim, S. V. Morozov et al. *Nature*, **438**, 197 (2005).
- [3] A. I. Akhiezer and V. B. Berestetskii, *Quantum Electrodynamics* (Nauka, Moscow, 1969) [in Russian].
- [4] S. S. Schweber, *Introduction to Relativistic Quantum Field Theory* (Halper and Row, New York, 1961).
- [5] A. M. Tsvelik, *Quantum Field Theory in Condensed Matter Physics* (Cambridge University Press, 2003).
- [6] H. Nielsen and M. Ninomiya, *Phys. Lett.* **130B**, 389 (1983).
- [7] B. A. Volkov, B. G. Idlis, and M. Sh. Usmanov, *Usp. Fiz. Nauk* **65**, 799 (1995) [*Phys. Usp.*].
- [8] T. Ando, *J. Phys. Soc. Jpn.* **74**, 777 (2005).
- [9] L. A. Falkovsky and A. A. Varlamov, [Cond-mat/0606800](#).
- [10] L. E. Pechenik and A. P. Silin, *Kratk. Soobshch. Fiz.* No. 5-6, 72 (1996) [*Bull. Lebedev Phys. Inst.*].
- [11] I. S. Gradshteyn and I. M. Ryzhik, *Tables of Integrals, Sums, Series, and Products* (Fizmatlit, Moscow, 1963) [in Russian].
- [12] L. V. Keldysh, *Contemp. Phys.* **27** (5), 395 (1986).
- [13] P. Nozieres and D. Pines, *Phys. Rev.* **111**, 442 (1958).
- [14] M. Combescot and P. Nozieres, *J. Phys. C* **5**, 2369 (1972).
- [15] E. A. Andryushin, L. E. Pechenik, and A. P. Silin, *Kratk. Soobshch. Fiz.* No. 7-8, 68 (1996) [*Bull. Lebedev Phys. Inst.*].
- [16] D. Pines, *Elementary Excitations in Solids* (W. A. Benjamin, Inc., New York, 1963).
- [17] M. Aoki and H. Amawashi, [Cond-mat/0702257](#).
- [18] L. V. Keldysh, *Pisma v ZhETF* **29**, 716 (1979) [*JETP Lett.*].
- [19] A. Iyengar, J. Wang, H. A. Fertig, and L. Brey, *Phys. Rev. B* **75**, 125430 (2007).
- [20] M. W. C. Dharma-wardana, *Phys. Rev. B* **75**, 075427 (2007).