

A Coaxial Vortex Ring Model for Vortex Breakdown

Denis Blackmore

Department of Mathematical Sciences and
Center for Applied Mathematics and Statistics

New Jersey Institute of Technology

Newark, NJ 07102-1982

deblac@m.njit.edu

* * *

Morten Brøns

Department of Mathematics

Technical University of Denmark

DK-2800 Kgs. Lyngby, Denmark

m.brons@mat.dtu.dk

* * *

Arnaud Goulet

Department of Mathematical Sciences

New Jersey Institute of Technology

Newark, NJ 07102-1982

abg3@njit.edu

ABSTRACT: A simple - yet plausible - model for B-type vortex breakdown flows is postulated; one that is based on the immersion of a pair of slender coaxial vortex rings in a swirling flow of an ideal fluid rotating around the axis of symmetry of the rings. It is shown that this model exhibits in the advection of passive fluid particles (kinematics) just about all of the characteristics that have been observed in what is now a substantial body of published research on the phenomenon of vortex breakdown. Moreover, it is demonstrated how the very nature of the fluid dynamics in axisymmetric breakdown flows can be predicted and controlled by the choice of the initial ring configurations and their vortex strengths. The dynamic intricacies produced by the two ring + swirl model are illustrated with several numerical experiments.

Keywords: Vortex ring dynamics and kinematics, swirl, advection, Poincaré maps, Melnikov functions, chaos, Shilnikov chaos

AMS Subject Classification: 37J20, 37J25, 37J30, 76B47, 76F06, 76F20

1 introduction

Vortex breakdown is officially five decades old this year: Although there is evidence to suggest that this phenomenon was observed several centuries ago in various atmospheric contexts, the first officially recorded description appears to be that in the experimental paper of Peckham & Atkinson [45]. This was followed hard upon by the more vortex breakdown focused investigations of Elle [20] and Lambourne & Bryer [37], and what appears to be the first real attempt at analyzing the phenomenon in Squire [56]. And even after half a century of research, interest in vortex breakdown has not diminished; in fact, it has probably increased significantly over the last fifteen or so years.

The early work on vortex breakdown quickly captured the attention of a substantial group of talented fluid mechanics attracted by the importance, and challenge of unraveling the secrets of this intriguing and rather mysterious phenomenon. With this intense level of scrutiny, it did not take long to realize from the experimental evidence that there were apparently two distinct types of vortex breakdown configurations: an ostensibly axisymmetric *bubble type* (*B-type*) manifestation; and a definitely asymmetric *spiral type* (*S-type*) structure often observed as emanating from the trailing edge of a B-type breakdown form. Moreover, inspired by Squire's attempt to formulate a theoretical explanation of the phenomena in terms of variationally based critical state criteria, many similar and quite different theoretical descriptions were propounded. The three main types of theoretical characterizations employed critical state concepts, boundary layer separation analogies, and long wave hydrodynamic instability formulations, and a variety of flow properties and characteristic combinations of parameters, such as the Rossby number, were identified as playing key roles in the formation of vortex breakdown configurations. Outstanding examples of these contributions, in addition to Squire's pioneering analysis, can be found in the work of Benjamin [6], Ludwig [40], Hall [27], Leibovich [38], Escudier & Keller [21], Trigub [58], Spall *et al.* [54], Berger [7], Rusak *et al.* [46], Gelfgat *et al.* [23], and Krause [34, 35]. These and other theoretical investigations have done a great deal to expand our understanding of vortex breakdown, especially the B-type variety. Nevertheless, the venerable enigma that is vortex breakdown has yet to yield to a complete and universally accepted exposition.

Soon after the quest for a theoretical explanation of vortex breakdown began, a host of efforts directed at identifying vortex breakdown flows via computational techniques applied to both the Navier-Stokes and Euler equations were undertaken. Early results in this vein were somewhat inconclusive, but improvements in numerical methods and major advances in computers have produced results that are quite compelling. Notable examples of this important aspect of vortex breakdown research can be found in Grabowski & Berger [24], Krause *et al.* [32], Hafez *et al.* [26], Spall & Gatski [55], Breuer [15], Weimer [60], and Krause [33]. All of these numerical investigations have benefitted from and been complemented by a number of quite sophisticated experimental studies of vortex breakdown that began in earnest around the same time, with Sarpkaya [48], Faler & Leibovich [22], and Uchida *et al.* [59] among the best examples of the earlier experimentally based investigations.

Holmes [29] was instrumental in starting a relatively new trend in research in fluid mechanics in general and vortex breakdown flows in particular: During the last twenty years, many investigations of a theoretical, computational, or experimental nature have been conducted from the perspective of modern dynamical systems theory. Terminology such as structural stability, stable and unstable manifolds, homoclinic and heteroclinic orbits, and strange attractors have now become the lingua franca for a large segment of vortex breakdown investigations. Prime examples of this trend can be found in the work of Blackmore [8], Blackmore & Knio [12], Brøns and his collaborators [16, 17, 18], Gelfgat *et al.* [23], Serre & Bontoux [49], Sørensen & Christiansen [51], and Sotiropoulos and his coinvestigators [52, 53]. Viewing the

results of this dynamical systems approach, it is safe to say that it has already proved quite useful in apprehending some of the more complex features of vortex breakdown flows, and has great potential for catalyzing future leaps of understanding in this area.

Dynamical systems theory certainly inspired the work presented here on our vortex breakdown model, which was first adumbrated in [12]. But the idea of using a pair of circular rings was also influenced and guided by the experimental and computational literature and interaction with some of the leading practitioners in these areas. On the one hand, we knew from the dynamical systems perspective that, among other things, two rings are capable of generating the kinds of chaotic kinematics that appear to be quite common in vortex breakdown flows [4, 10, 11, 13, 30], but on the other hand, our choice was informed by the apparent ubiquity of two coaxial vortex rings in numerical and experimental investigations. Naturally, our decision to concentrate on an ideal fluid based model was motivated by a desire to keep the model simple and also have the consequent rich symplectic structure at our disposal; the advantages of which are, we believe, amply demonstrated in the sequel.

The development and analysis of our two coaxial vortex ring model for B-type vortex breakdown unfolds in this paper as follows: In Section 2, we formulate the mathematical model for the motion of a pair of coaxial vortex rings immersed in a swirling ideal fluid flow along the axis of symmetry of the rings in the context of Hamiltonian dynamics, wherein we consider such features as the complete integrability of the resulting system. Next, in Section 3, we derive the Hamiltonian dynamical equations for the motion induced in passive fluid particles (kinematics) by the dynamics of the rings in the swirling flow. The associated kinematic equations are formulated in two ways: in terms of a passive third ring with zero vortex strength; and directly as a (time-dependent) Hamiltonian one-degree-of-freedom system. It is noted that the resulting kinematics is not completely integrable, so it is capable of exhibiting chaotic flow regimes. In addition, we introduce the approach to studying the dynamics via a Poincaré map associated to successive intersections of the streamlines with a fixed meridian half-plane. Then the usual aspects of the dynamical system for the ring motion, including classification of stationary points, are analyzed in Section 4. This is followed in Section 5 with an analogous investigation of the kinematic equations, which incorporates a brief analysis of homoclinic and heteroclinic orbits connecting the several fixed points.

Since it was found that the kinematics for the case of fixed rings is too regular to subsume the kinds of exotic streamline patterns that one expects in vortex breakdown on the basis of several careful experimental and numerical investigations, we formulate, in Section 6, the model equations in terms of small (quasiperiodic but not necessarily periodic) oscillations of the rings. Particular attention is paid to obtaining asymptotic expansions of the heteroclinic orbit comprising the outer boundary of the bubble for the trace of the kinematics in a meridian half-plane. Then, in Section 7, we prove using Melnikov's method that small oscillations in the rings produce chaotic streamline configurations of the type observed - but not proved - in earlier studies of vortex breakdown phenomena. This is followed by Section 8 in which a variety of numerical experiments are run to illustrate the dependence of the kinematics on various model parameters such as the swirl strength and relative vortex ring strengths. The nature of transitions to chaos as the size of the ring oscillations is increased is given special emphasis. Finally, we conclude in Section 9 with a discussion of our model, its plausibility, and its efficacy in predicting and controlling vortex breakdown behavior. We also indicate some natural further research directions suggested by the results obtained in our investigation.

2 The Two Ring Model

First, we consider the dynamics of two coaxial vortex moving in an ideal (= inviscid and incompressible) fluid initially at rest in \mathbb{R}^3 . The axis of symmetry of the vortex rings is chosen to be the x -axis, and their respective positive strengths are denoted as Γ_1 and Γ_2 . Owing to the axisymmetry of the motion of these rings, their positions are completely determined by their intersection points with any meridian half-plane containing the x -axis. In order to fix ideas, we choose this half-plane, which we denote by \mathfrak{H} , to be the xy -plane with $y \geq 0$ ($y \geq 0, z = 0$), so that the motion of the rings is characterized by their respective points of intersection $(x_1, y_1) := (x_1, y_1, 0)$ and $(x_2, y_2) := (x_2, y_2, 0)$ with the designated half-plane.

Defining $s := r^2 := y^2 + z^2$, which reduces to y^2 on \mathfrak{H} , it is well known [4, 10, 11, 13, 16, 17] that the equations of motion of the rings - desingularized to eliminate infinite self-induced velocities - may be expressed as the 2-degree-of-freedom Hamiltonian system

$$\kappa_k \dot{s}_k = 4\kappa_j \kappa_k r_j r_k (x_k - x_j) \int_0^{\pi/2} \frac{\cos 2\sigma d\sigma}{\Delta_{12}^{3/2}}, \quad (1)$$

$$\kappa_k \dot{x}_k = \left(\frac{\kappa_k^2}{2r_k} \right) \left[\log \left(\frac{8r_k}{\delta} \right) - \gamma \right] + 2\kappa_j \kappa_k r_j \int_0^{\pi/2} \frac{(r_j - r_k \cos 2\sigma) d\sigma}{\Delta_{12}^{3/2}},$$

for $j, k = 1, 2$, with $j \neq k$, $\kappa_k := \Gamma_k/2\pi$,

$$\Delta_{12} := (r_1 - r_2)^2 + (x_1 - x_2)^2 + 4r_1 r_2 \sin^2 \sigma, \quad (2)$$

$0 < \delta \ll 1$ is a very small positive number representing the common radius of the two rings in the desingularization procedure, and

$$\gamma := \frac{1}{2} \left(1 + \log 2 + \int_0^\infty e^{-\xi} \log \xi d\xi \right) \cong 0.558, \quad (3)$$

which is an artifact of assuming a Gaussian vorticity distribution in the cores (*i.e.* in the tubes of radius δ) of the rings in the desingularization. It should be remarked here that different desingularization approaches produce slightly different parameters and dynamical equations, but the overall qualitative aspects of the motion are unaffected by such choices, and the differences in the quantitative properties are quite small.

By introducing the Poisson bracket

$$\{f, g\} := \sum_{k=1}^2 \frac{1}{\kappa_k} \left(\frac{\partial f}{\partial x_k} \frac{\partial g}{\partial s_k} - \frac{\partial f}{\partial s_k} \frac{\partial g}{\partial x_k} \right), \quad (4)$$

which is quite often employed in vortex dynamics, (1) can be recast in the manifestly Hamiltonian form

$$\dot{s}_k = \kappa_k^{-1} \partial_{x_k} H_0 = \{H_0, s_k\}, \quad \dot{x}_k = -\kappa_k^{-1} \partial_{s_k} H_0 = \{H_0, x_k\}, \quad (1 \leq k \leq 2) \quad (5)$$

where the Hamiltonian function for the system is

$$\begin{aligned} H_0 &:= - \left\{ \sum_{k=1}^2 \kappa_k^2 r_k \left[\log \left(\frac{8r_k}{\delta} \right) - (1 + \gamma) \right] + 4\kappa_1 \kappa_2 r_1 r_2 \int_0^{\pi/2} \frac{\cos 2\sigma d\sigma}{\Delta_{12}^{1/2}} \right\} \\ &= - \left\{ \sum_{k=1}^2 \kappa_k^2 r_k \left[\log \left(\frac{8r_k}{\delta} \right) - (1 + \gamma) \right] + 2\kappa_1 \kappa_2 (r_{12+} + r_{12-}) [F(\lambda_{12}) - E(\lambda_{12})] \right\}, \end{aligned} \quad (6)$$

where

$$r_{12\pm}^2 := (r_1 \pm r_2)^2 + (z_1 - z_2)^2, \quad \lambda_{12} := \frac{r_{12+} - r_{12-}}{r_{12+} + r_{12-}}, \quad (7)$$

and F and G are, respectively, the complete elliptic integral of the first and second kind given as

$$F(\lambda) := \int_0^{\pi/2} \frac{d\sigma}{\sqrt{1 - \lambda^2 \sin^2 \sigma}} \quad \text{and} \quad E(\lambda) := \int_0^{\pi/2} \sqrt{1 - \lambda^2 \sin^2 \sigma} d\sigma. \quad (8)$$

This use of elliptic integrals in the equations of motion is classical and is often used (*cf.* [10, 30, 36]). We note here that (5)-(6) is (real) analytic on the following subset of \mathbb{R}^4 , which serves as the phase space of the system:

$$\mathbf{X}_D := \{(s_1, s_2, x_1, x_2) \in \mathbb{R}^4 : s_1, s_2 \geq 0, (s_1, x_1) \neq (s_2, x_2)\}.$$

The autonomous Hamiltonian system (5)-(6) has the following independent integrals in involution (see *e.g.* [2, 4, 10, 12, 43, 44]):

$$H_0, G := \sum_{k=1}^2 \kappa_k s_k = \sum_{k=1}^2 \kappa_k r_k^2, \quad (9)$$

so it is completely integrable in the sense of Liouville-Arnold (*LA-integrable*). We note here that a system of two or more coaxial rings - even if one ring has a vortex strength of zero - does not have any additional independent constants of motion in involution, as proved by Bagrets & Bagrets [4]. Consequently, the dynamics of three or more rings is apt to include chaotic regimes in most cases.

2.1 Full model including swirl

We now immerse the two ring model in an ambient swirling flow. To be more precise, we shall assume that the rings start and remain in a swirling flow about the x -axis. In order to insure that the dynamical equations for the full model including the coaxial vortex ring pair and the ambient flow still have a Hamiltonian formulation, we shall choose our models for the ambient swirling flow to be axisymmetric potential flows. A convenient way to represent such swirling flows is via the use of cylindrical coordinates having the x -axis (rather than the usual z -axis) as the axis of symmetry. These coordinates naturally are defined as

$$x = x, \quad y = r \cos \theta, \quad z = r \sin \theta, \quad (10)$$

where the angle θ is measured counterclockwise in the yz -plane starting at zero along the positive y -axis. The general expression for the ambient velocity in terms of these coordinates is

$$\mathbf{v}_a = (\dot{x}_a, \dot{y}_a, \dot{z}_a) = (u_a, v_a, w_a) = (\dot{x}_a, \dot{r}_a \cos \theta - z_a \dot{\theta}, \dot{r}_a \sin \theta + y_a \dot{\theta}). \quad (11)$$

We assume for the ambient swirling flow that \dot{x}_a is a quadratic function of $s = r^2$ of the form

$$u_a(s) = \dot{x}_a(s) = -\alpha (1 + a_1 s + a_2 s^2), \quad (12)$$

where $\alpha > 0$ and a_1 and a_2 are real constants to be chosen in the sequel. To preserve axisymmetry, we assume that $\dot{\theta}$ is a polynomial function of $s = r^2$ of degree two. Whence, we see that the ambient velocity assumes the form

$$\mathbf{v}_a = (\dot{x}_a, \dot{y}_a, \dot{z}_a) = (\dot{x}_a, \dot{r}_a \cos \theta - z_a \dot{\theta}, \dot{r}_a \sin \theta + y_a \dot{\theta}) = (-\alpha (1 + a_1 s + a_2 s^2), -z_a \dot{\theta}(s), y_a \dot{\theta}(s)), \quad (13)$$

where we shall only consider the following polynomial forms for the angular velocity

$$\dot{\theta}(s) = \Omega (1 + b_1 s + b_2 s^2), \quad (14)$$

where there is no loss of generality in assuming that $\Omega > 0$, and b_1 and b_2 are real constants to be specified in the course of our investigation.

Now we are in a position to formulate the full coaxial vortex ring pair + swirling flow dynamics. Once again, the axisymmetry enables us to specify the motion, modulo rotation about the x -axis, of the rings in terms of their intersection points with the meridian half-plane \mathfrak{H} . Observe that the ‘‘modulo a rotation about the x -axis’’ is not really a problem in describing the evolution of points on a ring. To see this, suppose we consider a point on a ring, say the first ring, that is initially at $(x_1(0), s_1(0), \theta_1(0))$, and we know $x_1(t)$ and $s_1(t)$. Then we can find $\theta_1(t)$ from (14) and a simple integration as

$$\theta_1(t) := \theta(s_1(t)) = \theta_1(0) + \Omega \int_0^t (1 + c_1 s_1(\tau) + c_2 s_1^2(\tau)) d\tau, \quad (15)$$

and there is an analogous formula for $\theta_2(t) := \theta(s_2(t))$.

Adding the ambient swirl to (1) only changes the equations of motion by the addition of a simple polynomial function along the x -axes; namely, the dynamical equations become

$$\begin{aligned} \kappa_k \dot{s}_k &= 4\kappa_j \kappa_k r_j r_k (x_k - x_j) \int_0^{\pi/2} \frac{\cos 2\sigma d\sigma}{\Delta_{12}^{3/2}}, \\ \kappa_k \dot{x}_k &= -\kappa_k \alpha (1 + a_1 s_k + a_2 s_k^2) + \left(\frac{\kappa_k^2}{2r_k} \right) \left[\log \left(\frac{8r_k}{\delta} \right) - \gamma \right] + 2\kappa_j \kappa_k r_j \int_0^{\pi/2} \frac{(r_j - r_k \cos 2\sigma) d\sigma}{\Delta_{12}^{3/2}}, \end{aligned} \quad (16)$$

having the following Hamiltonian analog of (5)-(6)

$$\dot{s}_k = \kappa_k^{-1} \partial_{x_k} H = \{H, s_k\}, \quad \dot{x}_k = -\kappa_k^{-1} \partial_{s_k} H = \{H, x_k\}, \quad (1 \leq k \leq 2) \quad (17)$$

with Hamiltonian function

$$\begin{aligned} H &:= \alpha \sum_{k=1}^2 \kappa_k \left[s_k + \frac{a_1}{2} s_k^2 + \frac{a_2}{3} s_k^3 \right] + H_0 = \alpha \sum_{k=1}^2 \kappa_k \left[s_k + \frac{a_1}{2} s_k^2 + \frac{a_2}{3} s_k^3 \right] - \\ &\quad \left\{ \sum_{k=1}^2 \kappa_k^2 r_k \left[\log \left(\frac{8r_k}{\delta} \right) - (1 + \gamma) \right] + 4\kappa_1 \kappa_2 r_1 r_2 \int_0^{\pi/2} \frac{\cos 2\sigma d\sigma}{\Delta_{12}^{1/2}} \right\} = \alpha \sum_{k=1}^2 \kappa_k \left[s_k + \frac{a_1}{2} s_k^2 + \frac{a_2}{3} s_k^3 \right] - \\ &\quad \left\{ \sum_{k=1}^2 \kappa_k^2 r_k \left[\log \left(\frac{8r_k}{\delta} \right) - (1 + \gamma) \right] + 2\kappa_1 \kappa_2 (r_{12+} + r_{12-}) [F(\lambda_{12}) - E(\lambda_{12})] \right\}. \end{aligned} \quad (18)$$

Observe that (17)-(18) also is LA-integrable inasmuch as it has the following pair of independent invariants in involution:

$$H, \quad G := \sum_{k=1}^2 \kappa_k s_k = \sum_{k=1}^2 \kappa_k r_k^2. \quad (19)$$

Our primary concern in the sequel is the affect of the ring dynamics - as described by (17)-(18) - on the motion of passive fluid particles, which is often described as the fluid kinematics.

3 Dynamics of Model Kinematics

The dynamics of passive fluid particles induced by the motion of the coaxial vortex ring pair if the swirling flow characterized by (17)-(18) can be described in two primary ways: Either indirectly and autonomously in terms of a restricted three ring problem in which we treat a passive fluid particle as belonging to a third ring of zero strength, or directly as a time-dependent system of ordinary differential equations in which we first solve for the dynamics of (16) in order to describe its affect on a passive fluid particle. Each of these approaches has its advantages, and we shall find it convenient to develop both of them in what follows.

3.1 Passive third ring approach to the kinematics

In this approach, we actually consider a three ring problem with two of the rings as above with their given nonzero strengths, Γ_1 and Γ_2 , and a third (advected) ring of strength $\Gamma = 0$. Once again, the axisymmetry implies that the motion of the rings is completely determined by that of their respective intersection points, (x_1, y_1) , (x_2, y_2) and (x, y) with the half-plane \mathfrak{H} . The equations of motion of these three points are analogous to (16), and can be written as(cf. [4, 10, 11, 13, 16, 17])

$$\begin{aligned}
\kappa_k \dot{s}_k &= 4\kappa_j \kappa_k r_j r_k (x_k - x_j) \int_0^{\pi/2} \frac{\cos 2\sigma d\sigma}{\Delta_{12}^{3/2}}, \\
\kappa_k \dot{x}_k &= -\kappa_k \alpha (1 + a_1 s_k + a_2 s_k^2) + \left(\frac{\kappa_k^2}{2r_k} \right) \left[\log \left(\frac{8r_k}{\delta} \right) - \gamma \right] + 2\kappa_j \kappa_k r_j \int_0^{\pi/2} \frac{(r_j - r_k \cos 2\sigma) d\sigma}{\Delta_{12}^{3/2}}, \\
\dot{s} &= r \sum_{k=1}^2 \kappa_k r_k (x - x_k) \int_0^{\pi/2} \frac{\cos 2\sigma d\sigma}{\Delta_k^{3/2}}, \\
\dot{x} &= -\alpha (1 + a_1 s + a_2 s^2) + 2 \sum_{k=1}^2 \kappa_k r_k \int_0^{\pi/2} \frac{(r_k - r \cos 2\sigma) d\sigma}{\Delta_k^{3/2}}, \tag{20}
\end{aligned}$$

where

$$\Delta_k := (r - r_k)^2 + (x - x_k)^2 + 4rr_k \sin^2 \sigma. \quad (1 \leq k \leq 2) \tag{21}$$

This system can be recast in what amounts to a kind of *piecewise Hamiltonian* form. In particular, we may rewrite (20) as

$$\begin{aligned}
\dot{s}_k &= \kappa_k^{-1} \partial_{x_k} H = \{H, s_k\}, \quad \dot{x}_k = -\kappa_k^{-1} \partial_{s_k} H_* = \{H, x_k\}, \quad (1 \leq k \leq 2) \\
\dot{s} &= \partial_x H_* = \{H_*, s\}_*, \quad \dot{x} = -\partial_s H_* = \{H_*, x\}_*, \tag{22}
\end{aligned}$$

where $\{\cdot, \cdot\}$ is as in (4), H is as in (18), and

$$\begin{aligned}
H_* &:= H + \alpha \left[s + \frac{a_1}{2}s^2 + \frac{a_2}{3}s^3 \right] - 4r \sum_{k=1}^2 \kappa_k r_k \int_0^{\pi/2} \frac{\cos 2\sigma d\sigma}{\Delta_k^{1/2}} = \\
&\alpha \left\{ \left[s + \frac{a_1}{2}s^2 + \frac{a_2}{3}s^3 \right] + \sum_{k=1}^2 \kappa_k \left[s_k + \frac{a_1}{2}s_k^2 + \frac{a_2}{3}s_k^3 \right] \right\} - \left\{ \sum_{k=1}^2 \kappa_k^2 r_k \left[\log \left(\frac{8r_k}{\delta} \right) - (1 + \gamma) \right] + \right. \\
&\quad \left. 4\kappa_1 \kappa_2 r_1 r_2 \int_0^{\pi/2} \frac{\cos 2\sigma d\sigma}{\Delta_{12}^{1/2}} + 4r \sum_{k=1}^2 \kappa_k r_k \int_0^{\pi/2} \frac{\cos 2\sigma d\sigma}{\Delta_k^{1/2}} \right\} \\
&= \alpha \left\{ \left[s + \frac{a_1}{2}s^2 + \frac{a_2}{3}s^3 \right] + \sum_{k=1}^2 \kappa_k \left[s_k + \frac{a_1}{2}s_k^2 + \frac{a_2}{3}s_k^3 \right] \right\} - \left\{ \sum_{k=1}^2 \kappa_k^2 r_k \left[\log \left(\frac{8r_k}{\delta} \right) - (1 + \gamma) \right] + \right. \\
&\quad \left. 2\kappa_1 \kappa_2 (r_{12+} + r_{12-}) [F(\lambda_{12}) - E(\lambda_{12})] + 2 \sum_{k=1}^2 \kappa_k (r_{k+} + r_{k-}) [F(\lambda_k) - E(\lambda_k)] \right\}, \quad (23)
\end{aligned}$$

where

$$r_{k\pm}^2 := (r_k \pm r)^2 + (z_k - z)^2, \quad \lambda_k := \frac{r_{k+} - r_{k-}}{r_{k+} + r_{k-}}, \quad (1 \leq k \leq 2) \quad (24)$$

F and E are as in (8), and the new Poisson bracket is actually the standard one defined as

$$\{f, g\}_* := \left(\frac{\partial f}{\partial x} \frac{\partial g}{\partial s} - \frac{\partial f}{\partial s} \frac{\partial g}{\partial x} \right). \quad (25)$$

The system (22)-(23) is analytic on the six-dimensional symplectic space

$$\mathbf{X}_{DK} := \left\{ (s_1, s_2, x_1, x_2, s, x) \in \mathbb{R}^6 : s_1, s_2, s \geq 0, (s_1, s_2, x_1, x_2) \in \mathbf{X}_D, (s, x) \neq (s_k, x_k), 1 \leq k \leq 2 \right\},$$

and clearly shares the following two independent constants of motion with (16):

$$H, G := \sum_{k=1}^2 \kappa_k s_k = \sum_{k=1}^2 \kappa_k r_k^2, \quad (26)$$

but no additional integrals in involution as demonstrated in [4]. From this we infer that the motion of the advected ring can become chaotic, which is consistent with the apparent chaotic motion found in vortex bubbles [16, 15, 17, 23, 39, 49, 52, 53].

3.2 Direct formulation of kinematics

In the direct method, we obtain a time-dependent system of differential equations for the motion of a general passive fluid particle by assuming that the dynamics of the pair of coaxial rings has already been determined; *i.e.*, we have the solution $(s_1(t), x_1(t)), (s_2(t), x_2(t))$ of (17)-(18), which means that we also know $\theta_1(t) := \theta(s_1(t))$ and $\theta_2(t) := \theta(s_2(t))$ owing to (15).

We could start with the Biot-Savart law as was done in Blackmore & Knio [10] and derive the system of differential equations governing the motion of points $\mathbf{x} = (x, y, z) \in \mathbb{R}^3$. However, we simplify things by taking advantage of the fact that the rotational motion of the particle about the x -axis is completely determined via (14)-(16) by the motion of the intersection point with \mathfrak{S} of the advected circular ring containing the particle. Not only does this reduce the dimension of the (continuous) dynamical system from three to two, but it also has the advantage of having a Hamiltonian formulation,

albeit a time-dependent one. Taking this approach, it is easy to see that the desired system is already at hand - namely from the last two equations of (20) with the positions of the two rings specified as functions of time. In particular, the equations of motion of the intersection points of the advected ring with \mathfrak{H} are

$$\begin{aligned}\dot{s} &= 4r \sum_{k=1}^2 \kappa_k r_k (x - x_k(t)) \int_0^{\pi/2} \frac{\cos 2\sigma d\sigma}{\Delta_k^{3/2}(t)}, \\ \dot{x} &= -\alpha (1 + a_1 s + a_2 s^2) + 2 \sum_{k=1}^2 \kappa_k r_k(t) \int_0^{\pi/2} \frac{(r_k(t) - r \cos 2\sigma) d\sigma}{\Delta_k^{3/2}(t)},\end{aligned}\quad (27)$$

where,

$$\Delta_k(t) := (r - r_k(t))^2 + (x - x_k(t))^2 + 4rr_k(t) \sin^2 \sigma. \quad (1 \leq k \leq 2) \quad (28)$$

The system (27) is (time-dependent) Hamiltonian since it can be expressed in the form

$$\dot{s} = \partial_x \mathcal{H}(s, x, t), \quad \dot{x} = -\partial_s \mathcal{H}(s, x, t), \quad (29)$$

where the Hamiltonian function is

$$\begin{aligned}\mathcal{H}(s, x, t) &:= \alpha \left(s + \frac{a_1}{2} s^2 + \frac{a_3}{3} s^3 \right) - 4r \sum_{k=1}^2 \kappa_k r_k(t) \int_0^{\pi/2} \frac{\cos 2\sigma d\sigma}{\Delta_k^{1/2}(t)} \\ &= \alpha \left(s + \frac{a_1}{2} s^2 + \frac{a_3}{3} s^3 \right) - 2 \sum_{k=1}^2 \kappa_k (r_{k+}(t) + r_{k-}(t)) [F(\lambda_k(t)) - E(\lambda_k(t))],\end{aligned}\quad (30)$$

and we have used the notation in (24) interpreted as (known) functions of time. We note that this system is analytic on the phase space

$$\mathbf{X}_K := \{(s, x, t) \in \mathbb{R}^3 : s \geq 0, (s, x) \neq (s_k(t), x_k(t)), 1 \leq k \leq 2\}.$$

Observe that it is clear from either (20) or (27) that if the passive particle starts on the x -axis ($s = 0$), it remains there for all time. To be more precise, the hypersurface $s = 0$ is an invariant hypersurface of the six-dimensional phase space for (20), and it is an invariant line in the trajectory space associated to (27). From a fluid dynamics perspective, the points on $s = 0$ for which $\dot{x} = 0$ are of particular importance since they correspond to stagnation points on the axis of symmetry, which one would expect to define the leading and trailing edge (points) of a B-type vortex breakdown structure. We shall have much more to say about this in the course of our analysis, which follows. Another observation that will prove useful for the analysis, is that the half-plane plays a very natural role as a transversal for a fairly obvious Poincaré map - a map that conveys a great deal of useful dynamical information. As a preview, we give a brief description of this map. Let $(s(t), x(t))$ be the unique solution of (27) starting at $(s_0, x_0) \in \mathfrak{H}$, with $s_0 > 0$. Then the trajectory in \mathbb{R}^3 winds around the x -axis until at a first $t_i > 0$, it intersects \mathfrak{H} again. This establishes a smooth mapping of \mathfrak{H} into itself via the formula $\Pi((s_0, x_0)) := (s(t_i), x(t_i))$. This handy mapping shall be investigated further in the sequel.

4 Analysis of the Ring Dynamics

As for the ring dynamics, governed by (17)-(18), it was pointed out in the preceding section that it is LA-integrable, a property often referred to as integrable by quadratures. Therefore, at least in a theoretical sense, we can integrate the dynamical equations (17)-(18). It appears, however, that this integration cannot generally be carried out in a practical way in order to find a tractable closed form solution for the equations of motion, except perhaps in some very special cases.

4.1 Stationary points

We begin with an investigation of the fixed points of the system, which we consider in the form of (16). Solutions of $\dot{s}_1 = \dot{s}_2 = 0$ are easy to characterize. This follows from the readily verifiable fact that the integral

$$I := \int_0^{\pi/2} \frac{\cos 2\sigma d\sigma}{\Delta_{12}^{3/2}} \quad (31)$$

is positive for all choices of $r_1, r_2 > 0, x_1$ and x_2 (except in a limiting case where one ring collapses to a point with its core radius decreasing in a special way). Thus a necessary and sufficient condition for $\dot{s}_1 = \dot{s}_2 = 0$ is that $x_1 = x_2$. This common value shall be denoted as $\xi := x_1 = x_2$.

Naturally, it remains to find solutions of $\dot{x}_1 = \dot{x}_2 = 0$, and to this end we introduce some convenient simplifications. There is no loss of generality in assuming

$$1 = \kappa_1 \leq \kappa := \kappa_2 \text{ and } 0 < r_1 < r_2 \quad (32)$$

since this can be attained by a rescaling of the time variable t and reordering the variables, if necessary. In order to simplify matters, we shall assume in (12) that $a_1 = a_2 = 0$, so the equations we need to solve take the form

$$\begin{aligned} 0 = \dot{x}_1 &= -\alpha + \frac{1}{2r_1} \left[\log \left(\frac{8r_1}{\delta} \right) - \gamma \right] + 2\kappa r_2 \int_0^{\pi/2} \frac{(r_2 - r_1 \cos 2\sigma) d\sigma}{\hat{\Delta}_{12}^{3/2}}, \\ 0 = \dot{x}_2 &= -\alpha + \frac{\kappa}{2r_2} \left[\log \left(\frac{8r_2}{\delta} \right) - \gamma \right] + 2r_1 \int_0^{\pi/2} \frac{(r_1 - r_2 \cos 2\sigma) d\sigma}{\hat{\Delta}_{12}^{3/2}}, \end{aligned} \quad (33)$$

where

$$\hat{\Delta}_{12} := (r_1 - r_2)^2 + 4r_1 r_2 \sin^2 \sigma. \quad (34)$$

It is convenient to display the full set of equations defining the fixed points, which owing to (16) and our assumptions can be written as

$$\begin{aligned} \dot{s}_1 &= \Phi_1(r_1, r_2, x_1, x_2; \alpha, \kappa) := 4\kappa r_1 r_2 (x_1 - x_2) \int_0^{\pi/2} \frac{\cos 2\sigma d\sigma}{\Delta_{12}^{3/2}} = 0, \\ \dot{s}_2 &= \Phi_2(r_1, r_2, x_1, x_2; \alpha, \kappa) := 4r_1 r_2 (x_2 - x_1) \int_0^{\pi/2} \frac{\cos 2\sigma d\sigma}{\Delta_{12}^{3/2}} = 0, \\ \dot{x}_1 &= \Psi_1(r_1, r_2, x_1, x_2; \alpha, \kappa) := -\alpha + \frac{1}{2r_1} [\log(\chi r_1) - \gamma] + 2\kappa r_2 \int_0^{\pi/2} \frac{(r_2 - r_1 \cos 2\sigma) d\sigma}{\Delta_{12}^{3/2}} = 0, \\ \dot{x}_2 &= \Psi_2(r_1, r_2, x_1, x_2; \alpha, \kappa) := -\alpha + \frac{\kappa}{2r_2} [\log(\chi r_2) - \gamma] + 2r_1 \int_0^{\pi/2} \frac{(r_1 - r_2 \cos 2\sigma) d\sigma}{\Delta_{12}^{3/2}} = 0, \end{aligned} \quad (35)$$

where $\chi \gg 1$ is a multiple of the curvature of circular cross-sections of the boundary of the (virtual) core of each coaxial vortex ring, and is defined as

$$\chi := \frac{8}{\delta}. \quad (36)$$

We note that, strictly speaking, the functions in (35) also depend on the parameter χ ; however, given the ‘‘virtual nature’’ of the definition of χ , we choose to fix its value at 1,000 and suppress it as a coordinate of parameter space in the sequel. As the first two equations of this system require that $x_1 = x_2 := \xi$, this solution reduces to the following pair of

ξ -independent radii equations:

$$\begin{aligned}\hat{\Psi}_1(r_1, r_2; \alpha, \kappa) &:= -\alpha + \frac{1}{2r_1} [\log(\chi r_1) - \gamma] + 2\kappa r_2 \int_0^{\pi/2} \frac{(r_2 - r_1 \cos 2\sigma) d\sigma}{\hat{\Delta}_{12}^{3/2}} = 0, \\ \hat{\Psi}_2(r_1, r_2; \alpha, \kappa) &:= -\alpha + \frac{\kappa}{2r_2} [\log(\chi r_2) - \gamma] + 2r_1 \int_0^{\pi/2} \frac{(r_1 - r_2 \cos 2\sigma) d\sigma}{\hat{\Delta}_{12}^{3/2}} = 0.\end{aligned}\quad (37)$$

4.1.1 Solution of radii equations

It can be shown via a straightforward argument, in which the function

$$\psi(r) := (2r)^{-1} [\log(\chi r) - \gamma] \quad (38)$$

plays a key role, that the radii equations (37) have precisely four solutions (r_1, r_2) when α lies between the value one and a not too large upper bound. In these four solutions, there is one with both coordinates very small, one with both coordinates significantly larger than in the first solution, and two solutions with one coordinate small and the other quite a bit larger. We leave the proof of this to the reader, and only give a sketch of the reasoning involved. Toward this end, it is useful to note some basic properties of the graph of the function ψ restricted naturally to $r > 0$. It is easy to see that ψ has a unique zero at $r_0 := e^\gamma \chi^{-1}$ and its derivative ψ' also has a unique zero at $r = \rho := e^{(\gamma+1)} \chi^{-1}$ at which the function attains its maximum of $\psi(\rho) = 2^{-1} e^{-(\gamma+1)} \chi = \rho^{-1}$. Moreover, $\psi'(r)$ is positive for $0 < r < \rho$ and negative for $\rho < r < \infty$, and $\psi(r) \rightarrow 0$ as $r \rightarrow \infty$.

For our sketch of the solution of the radii equations, we shall find it instructive to ignore the integral terms in (37) thereby obtaining the *reduced radii equations*

$$\begin{aligned}\check{\Psi}_1(r_1, r_2; \alpha, \kappa) &:= -\alpha + \frac{1}{2r_1} [\log(\chi r_1) - \gamma] = 0, \\ \check{\Psi}_2(r_1, r_2; \alpha, \kappa) &:= -\alpha + \frac{\kappa}{2r_2} [\log(\chi r_2) - \gamma] = 0.\end{aligned}\quad (39)$$

It turns out that the solutions of the full equations (37) are completely analogous to those of (39), and can be obtained rather directly using identical methods. Accordingly it follows from the form of (39) that we ought to restrict α in both (39) and (37) so that $0 < \alpha < \rho^{-1}$, which is not much of a restriction at all since ρ^{-1} is so large. It is convenient to recast (39) in the form

$$\begin{aligned}-(2\alpha r_1 + \gamma) + \log(\chi r_1) &= 0, \\ -(2\alpha r_2 + \kappa\gamma) + \kappa \log(\chi r_2) &= 0.\end{aligned}\quad (40)$$

It is easy to show that for $1 < \alpha < \rho^{-1}$, each of (40) has a small (positive) solution and a larger solution to the left and right, respectively, of ρ . Let us denote these solutions, which are functions of (α, κ) , as $\tilde{r}_{1_a}, \tilde{r}_{1_b}, \tilde{r}_{2_a}$ and \tilde{r}_{2_b} , and note that is a simple matter to verify that they satisfy the following properties:

$$r_0 < \tilde{r}_{2_a} < \tilde{r}_{1_a} < \rho < \tilde{r}_{1_b} < \tilde{r}_{2_b},$$

$$\tilde{r}_{1_a}(\alpha, \kappa) - \tilde{r}_{2_a}(\alpha, \kappa), \tilde{r}_{2_b}(\alpha, \kappa) - \tilde{r}_{1_b}(\alpha, \kappa) \text{ and } \tilde{r}_{2_b}(\alpha, \kappa) - \tilde{r}_{1_a}(\alpha, \kappa)$$

are decreasing functions of α for every $\kappa > 1$ and increasing functions of κ for each $\alpha > 1$, and finally

$$\tilde{r}_{2_a}(\alpha, \kappa) \downarrow r_0 \text{ as } \kappa \uparrow \infty$$

for each $\alpha > 1$. We also note that it is easy to show that \tilde{r}_{1_a} can be obtained as the limit of the following iterative scheme in which the first equation of (40) has been reformulated as a fixed point problem

$$r_1^{(n+1)} = \frac{1}{\chi} \exp\left(2\alpha r_1^{(n)} + \gamma\right), \quad (41)$$

where the initial iterate $r_1^{(0)}$ can be chosen as any value between zero and ρ . Moreover, \tilde{r}_{1_+} can be obtained as the limit of the following iterative scheme in which the first equation of (40) is reformulated as the (inverse) fixed point problem

$$r_1^{(n+1)} = \frac{1}{2\alpha} \left[\log\left(\chi r_1^{(n)}\right) - \gamma \right], \quad (42)$$

where the initial iterate $r_1^{(0)}$ in this case can be chosen to be any reasonably large number greater than ρ ; for example, $r_1^{(0)} = 10$ is always a suitable choice. Naturally, there are completely analogous schemes for finding \tilde{r}_{2_a} and \tilde{r}_{2_b} using the second of the equations (40).

These observations about the reduced form (39) of (37) provide the basic tools for solving (37). More precisely, we find that although the additional integrals in (37) break some of the symmetry inherent in (39), there are all together four solutions, which we denote as $(\hat{r}_{1(\text{I})}, \hat{r}_{2(\text{I})}) = (\hat{r}_{1(\text{I})}(\alpha, \kappa), \hat{r}_{2(\text{I})}(\alpha, \kappa))$, $(\hat{r}_{1(\text{II})}, \hat{r}_{2(\text{II})}) = (\hat{r}_{1(\text{II})}(\alpha, \kappa), \hat{r}_{2(\text{II})}(\alpha, \kappa))$, $(\hat{r}_{1(\text{III})}, \hat{r}_{2(\text{III})}) = (\hat{r}_{1(\text{III})}(\alpha, \kappa), \hat{r}_{2(\text{III})}(\alpha, \kappa))$, and $(\hat{r}_{1(\text{IV})}, \hat{r}_{2(\text{IV})}) = (\hat{r}_{1(\text{IV})}(\alpha, \kappa), \hat{r}_{2(\text{IV})}(\alpha, \kappa))$, and for which the following properties - somewhat mirroring those of the solutions of (39) - hold:

$$\begin{aligned} 0 < \hat{r}_{1(\text{I})} < \hat{r}_{2(\text{I})} &\simeq 4\hat{r}_{1(\text{I})}; & 0 < \hat{r}_{2(\text{II})} &\ll \hat{r}_{1(\text{II})} \simeq (2 \times 10^3) \hat{r}_{2(\text{II})}; \\ 0 < \hat{r}_{1(\text{III})} &\ll \hat{r}_{2(\text{III})} \simeq (5 \times 10^2) \hat{r}_{1(\text{III})}; & 0 < (10^{-2}) \hat{r}_{1(\text{I})} &\simeq \hat{r}_{1(\text{IV})} < \hat{r}_{2(\text{IV})} \simeq 3\hat{r}_{1(\text{IV})}; \\ & & \text{and } \hat{r}_{2(\text{I})} - \hat{r}_{1(\text{I})}, & \hat{r}_{1(\text{II})} - \hat{r}_{2(\text{II})}, \hat{r}_{2(\text{III})} - \hat{r}_{1(\text{III})}, \text{ and } \hat{r}_{2(\text{IV})} - \hat{r}_{1(\text{IV})} \end{aligned} \quad (43)$$

are all decreasing functions of α for every $\kappa > 1$ and increasing functions of κ for each $\alpha > 1$. We also note that all four solutions can be obtained iteratively using the procedures described in (41) and (42), although considerably more care must be exercised with regard to selecting the initial point in the process. In particular, the solution $(\hat{r}_{1(\text{III})}, \hat{r}_{2(\text{III})})$ may be obtained via Picard iteration in the form

$$\begin{aligned} r_1^{(n+1)} &= \frac{1}{\chi} \exp \left[\left(2\alpha r_1^{(n)} + \gamma \right) - 4\kappa r_1^{(n)} r_2^{(n)} \int_0^{\pi/2} \frac{\left(r_2^{(n)} - r_1^{(n)} \cos 2\sigma \right) d\sigma}{\Delta_{12}^{3/2} \left(r_1^{(n)}, r_2^{(n)} \right)} \right], \\ r_2^{(n+1)} &= \frac{1}{2\alpha} \left\{ \kappa \left[\log \left(\chi r_2^{(n)} \right) - \gamma \right] + 4r_1^{(n)} r_2^{(n)} \int_0^{\pi/2} \frac{\left(r_1^{(n)} - r_2^{(n)} \cos 2\sigma \right) d\sigma}{\Delta_{12}^{3/2} \left(r_1^{(n)}, r_2^{(n)} \right)} \right\}, \end{aligned} \quad (44)$$

with $(r_1^{(0)}, r_2^{(0)}) = (0.001, 1.0)$, and then

$$(r_1^{(n)}, r_2^{(n)}) \rightarrow (\hat{r}_{1(\text{III})}, \hat{r}_{2(\text{III})}) \text{ as } n \rightarrow \infty.$$

4.2 Stability of stationary points

We have now identified a whole 1-parameter family of stationary points for (16) that can be represented as in terms of the parameter ξ as

$$\begin{aligned} \mathfrak{L} = \mathfrak{L}(\xi) := \left\{ q = (s_1, s_2, x_1, x_2) : s_1 = \hat{s}_{1(\text{I})} := \hat{r}_1^2(\text{I}), s_1 = \hat{s}_{1(\text{II})} := \hat{r}_1^2(\text{II}), s_1 = \hat{s}_{1(\text{III})} := \hat{r}_1^2(\text{III}), \right. \\ s_1 = \hat{s}_{1(\text{IV})} := \hat{r}_1^2(\text{IV}), s_2 = \hat{s}_{2(\text{I})} := \hat{r}_2^2(\text{I}), s_2 = \hat{s}_{2(\text{II})} := \hat{r}_2^2(\text{II}), s_2 = \hat{s}_{2(\text{III})} := \hat{r}_2^2(\text{III}), \\ \left. s_2 = \hat{s}_{2(\text{IV})} := \hat{r}_2^2(\text{IV}), x_1 = x_2 = \xi, \xi \in \mathbb{R} \right\}. \end{aligned} \quad (45)$$

To perform a standard linear stability analysis for a typical $q \in \mathfrak{L}$, we compute the derivative (matrix) for $\mathfrak{X}_{12} := (\Phi_1, \Phi_2, \Psi_1, \Psi_2)$; namely,

$$\mathfrak{X}'_{12}(q) := \begin{pmatrix} \partial_{s_1} \Phi_1(q) & \partial_{s_2} \Phi_1(q) & \partial_{x_1} \Phi_1(q) & \partial_{x_2} \Phi_1(q) \\ \partial_{s_1} \Phi_2(q) & \partial_{s_2} \Phi_2(q) & \partial_{x_1} \Phi_2(q) & \partial_{x_2} \Phi_2(q) \\ \partial_{s_1} \Psi_1(q) & \partial_{s_2} \Psi_1(q) & \partial_{x_1} \Psi_1(q) & \partial_{x_2} \Psi_1(q) \\ \partial_{s_1} \Psi_2(q) & \partial_{s_2} \Psi_2(q) & \partial_{x_1} \Psi_2(q) & \partial_{x_2} \Psi_2(q) \end{pmatrix}. \quad (46)$$

In aid of this, we compute that

$$\begin{aligned} \partial_{s_1} \Phi_1(q) = 0, \quad \partial_{s_2} \Phi_1(q) = 0, \quad \partial_{x_1} \Phi_1(q) = 4\kappa \hat{r}_1 \hat{r}_2 \int_0^{\pi/2} \frac{\cos 2\sigma d\sigma}{\hat{\Delta}_{12}^{3/2}(\hat{r}_1, \hat{r}_2)}, \quad \partial_{x_2} \Phi_1(q) = -4\kappa \hat{r}_1 \hat{r}_2 \int_0^{\pi/2} \frac{\cos 2\sigma d\sigma}{\hat{\Delta}_{12}^{3/2}(\hat{r}_1, \hat{r}_2)}, \\ \partial_{s_1} \Phi_2(q) = 0, \quad \partial_{s_2} \Phi_2(q) = 0, \quad \partial_{x_1} \Phi_2(q) = -4\hat{r}_1 \hat{r}_2 \int_0^{\pi/2} \frac{\cos 2\sigma d\sigma}{\hat{\Delta}_{12}^{3/2}(\hat{r}_1, \hat{r}_2)}, \quad \partial_{x_2} \Phi_2(q) = 4\hat{r}_1 \hat{r}_2 \int_0^{\pi/2} \frac{\cos 2\sigma d\sigma}{\hat{\Delta}_{12}^{3/2}(\hat{r}_1, \hat{r}_2)}, \\ \partial_{s_1} \Psi_1(q) = -\frac{1}{2\hat{r}_1} \left\{ \frac{1}{2\hat{r}_1^2} [\log(\chi \hat{r}_1) - (1 + \gamma)] - \right. \\ \left. 2\kappa \hat{r}_2 \int_0^{\pi/2} \frac{(\hat{\Delta}_{12}(\hat{r}_1, \hat{r}_2) \cos 2\sigma + 3(\hat{r}_2 - \hat{r}_1 \cos 2\sigma) [(\hat{r}_1 - \hat{r}_2) + 2\hat{r}_2 \sin^2 \sigma]) d\sigma}{\hat{\Delta}_{12}^{5/2}(\hat{r}_1, \hat{r}_2)} \right\}, \\ \partial_{s_2} \Psi_1(q) = \frac{\kappa}{\hat{r}_2} \int_0^{\pi/2} \frac{((1 + \hat{r}_2 - \hat{r}_1 \cos 2\sigma) \hat{\Delta}_{12}(\hat{r}_1, \hat{r}_2) + 3(\hat{r}_2 - \hat{r}_1 \cos 2\sigma) [(\hat{r}_2 - \hat{r}_1) + 2\hat{r}_1 \sin^2 \sigma]) d\sigma}{\hat{\Delta}_{12}^{5/2}(\hat{r}_1, \hat{r}_2)}, \\ \partial_{x_1} \Psi_1(q) = \partial_{x_2} \Psi_1(q) = 0, \\ \partial_{s_1} \Psi_2(q) = \frac{1}{\hat{r}_1} \int_0^{\pi/2} \frac{((1 + \hat{r}_1 - \hat{r}_2 \cos 2\sigma) \hat{\Delta}_{12}(\hat{r}_1, \hat{r}_2) + 3(\hat{r}_1 - \hat{r}_2 \cos 2\sigma) [(\hat{r}_1 - \hat{r}_2) + 2\hat{r}_2 \sin^2 \sigma]) d\sigma}{\hat{\Delta}_{12}^{5/2}(\hat{r}_1, \hat{r}_2)}, \\ \partial_{x_1} \Psi_2(q) = \partial_{x_2} \Psi_2(q) = 0, \\ \partial_{s_2} \Psi_2(q) = -\frac{1}{2\hat{r}_2} \left\{ \frac{1}{2\hat{r}_2^2} [\log(\chi \hat{r}_2) - (1 + \gamma)] - \right. \\ \left. 2\hat{r}_1 \int_0^{\pi/2} \frac{(\hat{\Delta}_{12}(\hat{r}_1, \hat{r}_2) \cos 2\sigma + 3(\hat{r}_1 - \hat{r}_2 \cos 2\sigma) [(\hat{r}_2 - \hat{r}_1) + 2\hat{r}_1 \sin^2 \sigma]) d\sigma}{\hat{\Delta}_{12}^{5/2}(\hat{r}_1, \hat{r}_2)} \right\}. \end{aligned} \quad (47)$$

To simplify our analysis of the spectrum of $\mathfrak{X}'_{12}(q)$ at each of the fixed points, we introduce the notation

$$\begin{aligned} q_{\text{I}} = q_{\text{I}}(\xi) := (\hat{s}_{1(\text{I})}, \hat{s}_{2(\text{I})}, \xi, \xi), \quad q_{\text{II}} = q_{\text{II}}(\xi) := (\hat{s}_{1(\text{II})}, \hat{s}_{2(\text{II})}, \xi, \xi), \\ q_{\text{III}} = q_{\text{III}}(\xi) := (\hat{s}_{1(\text{III})}, \hat{s}_{2(\text{III})}, \xi, \xi), \quad \text{and } q_{\text{IV}} = q_{\text{IV}}(\xi) := (\hat{s}_{1(\text{IV})}, \hat{s}_{2(\text{IV})}, \xi, \xi). \end{aligned}$$

It is a routine - albeit tedious - matter to show that all four of the derivatives $\mathfrak{X}'_{12}(q_I), \dots, \mathfrak{X}'_{12}(q_{IV})$ have a pair of zero eigenvalues, which is consistent with the fact that none of the stationary points is isolated and all of the derivatives are symplectic matrices, and a purely imaginary conjugate pair: $\lambda_{3(I)} = i\nu_I, \lambda_{4(I)} = \bar{\lambda}_{3(I)} = -i\nu_I; \lambda_{3(II)} = i\nu_{II}, \lambda_{4(II)} = \bar{\lambda}_{3(II)} = -i\nu_{II}; \lambda_{3(III)} = i\nu_{III}, \lambda_{4(III)} = \bar{\lambda}_{3(III)} = -i\nu_{III};$ and $\lambda_{3(IV)} = i\nu_{IV}, \lambda_{4(IV)} = \bar{\lambda}_{3(IV)} = -i\nu_{IV},$ respectively, with $\nu_I, \nu_{II}, \nu_{III}, \nu_{IV} > 0.$

5 Analysis of the Ring Kinematics

With the ring dynamics disposed of in the preceding section, it is now quite simple to resolve the ring kinematics. We begin our analysis from the passive third ring approach as described in Subsection 3.1. Our calculations are rendered simpler owing to the fact that the first four equations of (20) do not depend on the last two equations, so the analysis of stationary points for the ring dynamics can be used directly for the kinematics.

5.1 Stationary points in the passive third ring approach

First we rewrite (20) incorporating the assumptions of Section 4 and introducing some additional notation:

$$\begin{aligned}
\dot{s}_1 &= \Phi_1(r_1, r_2, x_1, x_2; \alpha, \kappa) := 4\kappa r_1 r_2 (x_1 - x_2) \int_0^{\pi/2} \frac{\cos 2\sigma d\sigma}{\Delta_{12}^{3/2}}, \\
\dot{s}_2 &= \Phi_2(r_1, r_2, x_1, x_2; \alpha, \kappa) := 4r_1 r_2 (x_2 - x_1) \int_0^{\pi/2} \frac{\cos 2\sigma d\sigma}{\Delta_{12}^{3/2}}, \\
\dot{x}_1 &= \Psi_1(r_1, r_2, x_1, x_2; \alpha, \kappa) := -\alpha + \frac{1}{2r_1} [\log(\chi r_1) - \gamma] + 2\kappa r_2 \int_0^{\pi/2} \frac{(r_2 - r_1 \cos 2\sigma) d\sigma}{\Delta_{12}^{3/2}}, \\
\dot{x}_2 &= \Psi_2(r_1, r_2, x_1, x_2; \alpha, \kappa) := -\alpha + \frac{\kappa}{2r_2} [\log(\chi r_2) - \gamma] + 2r_1 \int_0^{\pi/2} \frac{(r_1 - r_2 \cos 2\sigma) d\sigma}{\Delta_{12}^{3/2}}, \\
\dot{s} &= \Phi(r_1, r_2, r, x_1, x_2, x; \alpha, \kappa) := 4r \sum_{k=1}^2 \kappa_k r_k (x - x_k) \int_0^{\pi/2} \frac{\cos 2\sigma d\sigma}{\Delta_k^{3/2}}, \\
\dot{x} &= \Psi(r_1, r_2, r, x_1, x_2, x; \alpha, \kappa) := -\alpha + 2 \sum_{k=1}^2 \kappa_k r_k \int_0^{\pi/2} \frac{(r_k - r \cos 2\sigma) d\sigma}{\Delta_k^{3/2}}, \tag{48}
\end{aligned}$$

where $\kappa_1 = 1 < \kappa := \kappa_2.$ To find the set of stationary points, we set all of these equations equal to zero. But we have already taken care of the first four equations; namely, we found the line \mathfrak{L} defined by (45) comprised of a 1-parameter infinity of (stationary) points for which $\Phi_1 = \Phi_2 = \Psi_1 = \Psi_2 = 0.$ This leaves us to solve

$$\begin{aligned}
\Phi &:= 4r(x - \xi) \left[\hat{r}_1 \int_0^{\pi/2} \frac{\cos 2\sigma d\sigma}{\hat{\Delta}_1^{3/2}} + \kappa \hat{r}_2 \int_0^{\pi/2} \frac{\cos 2\sigma d\sigma}{\hat{\Delta}_2^{3/2}} \right] = 0, \\
\Psi &= -\alpha + 2 \left[\hat{r}_1 \int_0^{\pi/2} \frac{(\hat{r}_1 - r \cos 2\sigma) d\sigma}{\hat{\Delta}_1^{3/2}} + \kappa \hat{r}_2 \int_0^{\pi/2} \frac{(\hat{r}_2 - r \cos 2\sigma) d\sigma}{\hat{\Delta}_2^{3/2}} \right] = 0, \tag{49}
\end{aligned}$$

where

$$\hat{\Delta}_k := (r - \hat{r}_k)^2 + (x - \xi)^2 + 4r\hat{r}_k \sin^2 \sigma, \quad (1 \leq k \leq 2) \tag{50}$$

for all choices of pairs of \hat{r}_1 and \hat{r}_2 included in \mathfrak{L} ; namely, $\hat{r}_{1(\text{I})}, \dots, \hat{r}_{1(\text{IV})}$ and $\hat{r}_{2(\text{I})}, \dots, \hat{r}_{2(\text{IV})}$, respectively. It is therefore helpful to identify the following cases for the coaxial ring fixed point types:

$$\begin{aligned}
\text{Type I.} \quad & r_1 = \hat{r}_1 = \hat{r}_{1(\text{I})}, r_2 = \hat{r}_2 = \hat{r}_{2(\text{I})} \\
\text{Type II.} \quad & r_1 = \hat{r}_1 = \hat{r}_{1(\text{II})}, r_2 = \hat{r}_2 = \hat{r}_{2(\text{II})} \\
\text{Type III.} \quad & r_1 = \hat{r}_1 = \hat{r}_{1(\text{III})}, r_2 = \hat{r}_2 = \hat{r}_{2(\text{III})} \\
\text{Type IV.} \quad & r_1 = \hat{r}_1 = \hat{r}_{1(\text{IV})}, r_2 = \hat{r}_2 = \hat{r}_{2(\text{IV})}
\end{aligned}$$

As the bracketed term in the first equation of (49) is positive, the only choices for zeros are $r = 0$ and $x = \xi$. If $r = 0$, and we consider Type I, the second equation of (49) reduces to the form

$$\Psi = -\alpha + \pi \left\{ \frac{\hat{r}_{1(\text{I})}^2}{\left[\hat{r}_{1(\text{I})}^2 + (x - \xi)^2 \right]^{3/2}} + \frac{\kappa \hat{r}_{2(\text{I})}^2}{\left[\hat{r}_{2(\text{I})}^2 + (x - \xi)^2 \right]^{3/2}} \right\} = 0, \quad (51)$$

which immediately yields a pair of solutions that are symmetric with respect to any chosen value of $x = \xi$; namely,

$$x_1^{(\pm)} := \xi \pm \eta_{\text{I}}, \quad (52)$$

where $\eta_{\text{I}} > 0$. We note that $x_1^{(+)}$ and $x_1^{(-)}$ correspond for Type I, respectively, to the stagnation points on the leading and trailing edges of the vortex breakdown bubble (on the axis of symmetry). Analogously, we find points $x_{\text{II}}^{(\pm)} := \xi \pm \eta_{\text{II}}$, $x_{\text{III}}^{(\pm)} := \xi \pm \eta_{\text{III}}$ and $x_{\text{IV}}^{(\pm)} := \xi \pm \eta_{\text{IV}}$ for Types II, III and IV, respectively.

If we choose $x = \xi$ for Type I (for $\alpha > 1$), the second equation of (49) becomes

$$\Psi = -\alpha + 2\Xi(r; \hat{r}_{1(\text{I})}, \hat{r}_{2(\text{I})}, \kappa) = 0, \quad (53)$$

where

$$\Xi(r; \hat{r}_{1(\text{I})}, \hat{r}_{2(\text{I})}, \kappa) := \int_0^{\pi/2} \left\{ \frac{\hat{r}_{1(\text{I})} (\hat{r}_{1(\text{I})} - r \cos 2\sigma)}{\left[(r - \hat{r}_{1(\text{I})})^2 + 4r\hat{r}_{1(\text{I})} \sin^2 \sigma \right]^{3/2}} + \frac{\kappa \hat{r}_{2(\text{I})} (\hat{r}_{2(\text{I})} - r \cos 2\sigma)}{\left[(r - \hat{r}_{2(\text{I})})^2 + 4r\hat{r}_{2(\text{I})} \sin^2 \sigma \right]^{3/2}} \right\} d\sigma. \quad (54)$$

Then a routine - but rather laborious - analysis of the properties of Ξ shows that it is a smooth, nondecreasing function of r for $\hat{r}_{1(\text{I})} < r < \hat{r}_{2(\text{I})}$ such that $\lim_{r \downarrow \hat{r}_{1(\text{I})}} \Xi = -\infty$, $\lim_{r \uparrow \hat{r}_{2(\text{I})}} \Xi = \infty$, and the derivative with respect to r increases rapidly from nearly zero to $+\infty$ very close to $\hat{r}_{2(\text{I})}$. It also is easy to verify that Ξ is nonvanishing when $r \notin [\hat{r}_{1(\text{I})}, \hat{r}_{2(\text{I})}]$. Therefore, in light of the definitions of $\hat{r}_{1(\text{I})}$ and $\hat{r}_{2(\text{I})}$ as a solution pair of (39) with $\hat{r}_{1(\text{I})} < \hat{r}_{2(\text{I})} \simeq 4\hat{r}_{1(\text{I})}$, we infer that (54) has a unique solution \hat{r}_{I} , which is increasingly near to $\hat{r}_{1(\text{I})}$ as α increases; in particular,

$$0 < \hat{r}_{1(\text{I})} < \hat{r}_{\text{I}} < \hat{r}_{2(\text{I})} \text{ and } \hat{r}_{\text{I}} \downarrow \hat{r}_{1(\text{I})} \text{ as } \alpha \uparrow \infty.$$

Observe that one should also include the singular stationary points $(s, x) = (\hat{s}_{1(\text{I})}, \xi)$ and $(s, x) = (\hat{s}_{2(\text{I})}, \xi)$, which are not actually included in the phase space - but are in fact stationary with respect to the kinematics - and can readily be shown to behave like (singular) centers surrounded locally by periodic orbits. It is straightforward to verify the analogous behavior for solutions of (54) for Types II, III, and IV; in particular, one finds the following: For Type II there is a unique solution \hat{r}_{II} such that $\hat{r}_{2(\text{II})} < \hat{r}_{\text{II}} < \hat{r}_{1(\text{II})}$; there is a unique solution \hat{r}_{III} with $\hat{r}_{1(\text{III})} < \hat{r}_{\text{III}} < \hat{r}_{2(\text{III})}$ for Type III; and for Type IV there is a unique solution \hat{r}_{IV} such that $\hat{r}_{1(\text{IV})} < \hat{r}_{\text{IV}} < \hat{r}_{2(\text{IV})}$.

To summarize our findings here, we have found that the complete set \mathcal{F} of stationary points of (20), including the singular stationary points, in the 6-dimensional, s_1, s_2, s, x_1, x_2, x -(phase) space \mathbf{X}_{DK} , is the following 1-parameter family:

$$\begin{aligned} \mathcal{F} = \mathcal{F}(\xi) := & \left\{ \left(\hat{s}_{1(\text{I})} = \hat{r}_{1(\text{I})}^2, \hat{s}_{2(\text{I})} = \hat{r}_{2(\text{I})}^2, 0, \xi, \xi, \xi \pm \eta_{\text{I}} \right), \left(\hat{s}_{1(\text{II})} = \hat{r}_{1(\text{II})}^2, \hat{s}_{2(\text{II})} = \hat{r}_{2(\text{II})}^2, 0, \xi, \xi, \xi \pm \eta_{\text{II}} \right), \right. \\ & \left(\hat{s}_{1(\text{III})} = \hat{r}_{1(\text{III})}^2, \hat{s}_{2(\text{III})} = \hat{r}_{2(\text{III})}^2, 0, \xi, \xi, \xi \pm \eta_{\text{III}} \right), \left(\hat{s}_{1(\text{IV})} = \hat{r}_{1(\text{IV})}^2, \hat{s}_{2(\text{IV})} = \hat{r}_{2(\text{IV})}^2, 0, \xi, \xi, \xi \pm \eta_{\text{IV}} \right), \\ & \left(\hat{s}_{1(\text{I})}, \hat{s}_{2(\text{I})}, \hat{s}_{\text{I}} = \hat{r}_{\text{I}}^2, \xi, \xi, \xi \right), \left(\hat{s}_{1(\text{II})}, \hat{s}_{2(\text{II})}, \hat{s}_{\text{II}} = \hat{r}_{\text{II}}^2, \xi, \xi, \xi \right), \\ & \left(\hat{s}_{1(\text{III})}, \hat{s}_{2(\text{III})}, \hat{s}_{\text{III}} = \hat{r}_{\text{III}}^2, \xi, \xi, \xi \right), \left(\hat{s}_{1(\text{IV})}, \hat{s}_{2(\text{IV})}, \hat{s}_{\text{IV}} = \hat{r}_{\text{IV}}^2, \xi, \xi, \xi \right) \\ & \left(\hat{s}_{1(\text{I})}, \hat{s}_{2(\text{I})}, \hat{s}_{1(\text{I})}, \xi, \xi, \xi \right), \left(\hat{s}_{1(\text{I})}, \hat{s}_{2(\text{I})}, \hat{s}_{2(\text{I})}, \xi, \xi, \xi \right), \left(\hat{s}_{1(\text{II})}, \hat{s}_{2(\text{II})}, \hat{s}_{1(\text{II})}, \xi, \xi, \xi \right), \\ & \left(\hat{s}_{1(\text{II})}, \hat{s}_{2(\text{II})}, \hat{s}_{2(\text{II})}, \xi, \xi, \xi \right), \left(\hat{s}_{1(\text{III})}, \hat{s}_{2(\text{III})}, \hat{s}_{1(\text{III})}, \xi, \xi, \xi \right), \left(\hat{s}_{1(\text{III})}, \hat{s}_{2(\text{III})}, \hat{s}_{2(\text{III})}, \xi, \xi, \xi \right), \\ & \left. \left(\hat{s}_{1(\text{IV})}, \hat{s}_{2(\text{IV})}, \hat{s}_{1(\text{IV})}, \xi, \xi, \xi \right), \left(\hat{s}_{1(\text{IV})}, \hat{s}_{2(\text{IV})}, \hat{s}_{2(\text{IV})}, \xi, \xi, \xi \right) : \xi \in \mathbb{R} \right\} \quad (55) \end{aligned}$$

5.2 Characterization of stationary points

Owing to our analysis in Subsection 4.2, and the nature of the system of differential equations under investigation, it suffices to determine the type of the stationary points with respect to one of the invariant half-planes of the following forms, depending upon which stationary points are chosen for the pair of coaxial rings as specified by the four cases above:

$$\begin{aligned} \mathcal{S}_{\text{I}}(\xi) &:= \{P = (\hat{s}_{1(\text{I})}, \hat{s}_{2(\text{I})}, s, \xi, \xi, x) : s \geq 0, x \in \mathbb{R}\}, \\ \mathcal{S}_{\text{II}}(\xi) &:= \{P = (\hat{s}_{1(\text{II})}, \hat{s}_{2(\text{II})}, s, \xi, \xi, x) : s \geq 0, x \in \mathbb{R}\}, \\ \mathcal{S}_{\text{III}}(\xi) &:= \{P = (\hat{s}_{1(\text{III})}, \hat{s}_{2(\text{III})}, s, \xi, \xi, x) : s \geq 0, x \in \mathbb{R}\}, \\ \mathcal{S}_{\text{IV}}(\xi) &:= \{P = (\hat{s}_{1(\text{IV})}, \hat{s}_{2(\text{IV})}, s, \xi, \xi, x) : s \geq 0, x \in \mathbb{R}\} \quad (56) \end{aligned}$$

To do the linear analysis, we have to compute the derivatives of the vector field in these half-planes at the stationary points $P \in \mathcal{S}(\xi)$; namely,

$$\mathcal{X}'(P) := \begin{pmatrix} \partial_s \Phi(P) & \partial_x \Phi(P) \\ \partial_s \Psi(P) & \partial_x \Psi(P) \end{pmatrix}. \quad (57)$$

We shall do this in rather complete detail for Type I (with $\alpha > 1$), then in somewhat less detail for Type II, and then just briefly summarize the analysis for Types III and IV. Toward this end, we readily obtain the following formulas:

$$\begin{aligned}
\partial_s \Phi(P) &= \frac{2(x-\xi)}{r} \sum_{k=1}^2 \int_0^{\pi/2} \frac{\kappa_k \hat{r}_k \left[(x-\xi)^2 - (r-\hat{r}_k)(2r+\hat{r}_k) - 2r\hat{r}_k \sin^2 \sigma \right] \cos 2\sigma d\sigma}{\left[(r-\hat{r}_k)^2 + (x-\xi)^2 + 4r\hat{r}_k \sin^2 \sigma \right]^{5/2}}, \\
\partial_x \Phi(P) &= 4r \sum_{k=1}^2 \int_0^{\pi/2} \frac{\kappa_k \hat{r}_k \left[(r-\hat{r}_k)^2 + 4r\hat{r}_k \sin^2 \sigma - 2(x-\xi)^2 \right] \cos 2\sigma d\sigma}{\left[(r-\hat{r}_k)^2 + (x-\xi)^2 + 4r\hat{r}_k \sin^2 \sigma \right]^{5/2}}, \\
\partial_s \Psi(P) &= \frac{1}{r} \sum_{k=1}^2 \int_0^{\pi/2} \frac{\kappa_k \hat{r}_k^2 \left\{ \left[(2r^2 - r\hat{r}_k - \hat{r}_k^2) - (x-\xi)^2 + 2r\hat{r}_k \sin^2 \sigma \right] \cos 2\sigma - 6r\hat{r}_k \sin^2 \sigma \right\} d\sigma}{\left[(r-\hat{r}_k)^2 + (x-\xi)^2 + 4r\hat{r}_k \sin^2 \sigma \right]^{5/2}}, \\
\partial_x \Psi(P) &= -6(x-\xi) \sum_{k=1}^2 \int_0^{\pi/2} \frac{\kappa_k \hat{r}_k (\hat{r}_k - r \cos 2\sigma) d\sigma}{\left[(r-\hat{r}_k)^2 + (x-\xi)^2 + 4r\hat{r}_k \sin^2 \sigma \right]^{5/2}}. \tag{58}
\end{aligned}$$

Now we fix a particular value of ξ , which we denote as $\hat{\xi}$, and proceed to our line of analysis of the stationary points in $\mathcal{S}_I(\hat{\xi})$. First, we investigate the derivative at the fixed point pair $P = p_{I\pm} := (\hat{s}_{1(I)} = \hat{r}_{1(I)}^2, \hat{s}_{2(I)} = \hat{r}_{2(I)}^2, 0, \hat{\xi}, \hat{\xi}, \hat{\xi} \pm \eta_I)$. We compute from (58) that

$$\mathcal{X}'(p_{\pm}) = \begin{pmatrix} \partial_s \Phi(p_{I\pm}) & 0 \\ \partial_s \Psi(p_{I\pm}) & \partial_x \Psi(p_{I\pm}) \end{pmatrix}, \tag{59}$$

where

$$\begin{aligned}
\partial_s \Phi(p_{I\pm}) &= \pm \frac{\pi \eta_I}{2} \left[\frac{\hat{r}_{1(I)}^2}{\left(\hat{r}_{1(I)}^2 + \eta_I^2 \right)^{5/2}} + \frac{\kappa \hat{r}_{2(I)}^2}{\left(\hat{r}_{2(I)}^2 + \eta_I^2 \right)^{5/2}} \right], \\
\partial_s \Psi(p_{I\pm}) &= -\pi \left[\frac{\hat{r}_{1(I)}^3}{\left(\hat{r}_{1(I)}^2 + \eta_I^2 \right)^{5/2}} + \frac{\kappa \hat{r}_{2(I)}^3}{\left(\hat{r}_{2(I)}^2 + \eta_I^2 \right)^{5/2}} \right], \\
\partial_x \Psi(p_{I\pm}) &= \mp 3\pi \eta_I \left[\frac{\hat{r}_{1(I)}^2}{\left(\hat{r}_{1(I)}^2 + \eta_I^2 \right)^{5/2}} + \frac{\kappa \hat{r}_{2(I)}^2}{\left(\hat{r}_{2(I)}^2 + \eta_I^2 \right)^{5/2}} \right], \tag{60}
\end{aligned}$$

where it should be noted that the partial derivatives with respect to s need to be calculated in a limiting sense as $r \downarrow 0$. Whence, we immediately conclude that both p_{I+} and p_{I-} are saddle points, with stable and unstable manifolds W^s and W^u in $\mathcal{S}_I(\xi)$, respectively, satisfying the following properties:

$$\begin{aligned}
W^s(p_{I+}) &= (x_I^{(-)}, \infty), \\
W^u(p_{I-}) &= (-\infty, x_I^{(+)}), \tag{61}
\end{aligned}$$

and $W^u(p_{I+})$ at p_{I+} is tangent to the line with nonpositive slope given as

$$L_{I+} : \partial_s \Psi(p_{I+}) s + [\partial_x \Psi(p_{I+}) - \partial_s \Phi(p_{I+})] x = 0, \tag{62}$$

while $W^s(p_{I-})$ at p_{I-} is tangent to the line of nonnegative slope of the form

$$L_{I-} : \partial_s \Psi(p_{I-}) s + [\partial_x \Psi(p_{I-}) - \partial_s \Phi(p_{I-})] x = 0. \tag{63}$$

Moreover, it is easy to see from the form of the dynamical system (48) that $W^u(p_{I_+}) \setminus \{p_{I_+}\} = W^s(p_{I_-}) \setminus \{p_{I_-}\} := \mathcal{C}_I := \mathcal{C}_I(p_{I_+}, p_{I_-})$ is a smooth, convex curve joining p_{I_-} to p_{I_+} , is symmetric with respect to the line $x = \hat{\xi}$, and is (asymptotically) tangent to L_{I_+} and L_{I_-} at p_{I_+} and p_{I_-} , respectively (see Fig. 1). Thus, \mathcal{C}_I together with the line segment $\{(0, x) : x_1^{(-)} \leq x \leq x_1^{(+)}\}$ comprises a heteroclinic cycle that we denote as \mathcal{Z}_I , which is susceptible to perturbations that can generate chaotic dynamical regimes, such as described in [4], [9], [17], [25], [31], [41], [42], [53], and [61].

Next we consider the stationary points in \mathcal{F} of the form $Q = (\hat{s}_1, \hat{s}_2, s, \hat{\xi}, \hat{\xi}, \hat{\xi})$, where we have chosen a specific value $\hat{\xi}$ of ξ for our computations. As we are considering Case I, $\hat{s}_1 = \hat{s}_{1(I)}$ and $\hat{s}_2 = \hat{s}_{2(I)}$. Again we use formulas (57) and (58) to calculate the (linear) type of the stationary point via $\mathcal{X}'(Q)$. The following results may readily be verified:

$$\begin{aligned} \partial_s \Phi(Q) &= \partial_x \Psi(Q) = 0, \\ \partial_x \Phi(Q) &= 4r \sum_{k=1}^2 \int_0^{\pi/2} \frac{\kappa_k \hat{r}_{k(I)} \cos 2\sigma d\sigma}{\left[(r - \hat{r}_{k(I)})^2 + 4r \hat{r}_{k(I)} \sin^2 \sigma \right]^{5/2}}, \\ \partial_s \Psi(Q) &= \frac{1}{r} \sum_{k=1}^2 \int_0^{\pi/2} \frac{\kappa_k \hat{r}_{k(I)}^2 \left[(2r^2 - r \hat{r}_{k(I)} - \hat{r}_{k(I)}^2 + 2r \hat{r}_{k(I)} \sin^2 \sigma) \cos 2\sigma - 6r \hat{r}_{k(I)} \sin^2 \sigma \right] d\sigma}{\left[(r - \hat{r}_{k(I)})^2 + 4r \hat{r}_{k(I)} \sin^2 \sigma \right]^{5/2}}. \end{aligned} \quad (64)$$

Observe that, as was to be expected, these formulas are independent of ξ .

It is easy to see that $\partial_x \Phi(Q)$ is positive for all $r > 0$ (and also all ξ), and it can be shown by a routine but rather lengthy analysis that $\partial_s \Psi(Q)$ is positive at $Q = q_I := (\hat{s}_{1(I)}, \hat{s}_{2(I)}, \hat{s}_I, \hat{\xi}, \hat{\xi}, \hat{\xi})$. Accordingly the eigenvalues of $\mathcal{X}'(q_I)$ are $\pm \sqrt{\partial_x \Phi(q_I) \partial_s \Psi(q_I)}$, so q_I is a saddle point. As for the singular stationary points $Q = q_{I_-} := (\hat{s}_{1(I)}, \hat{s}_{2(I)}, \hat{s}_{1(I)}, \hat{\xi}, \hat{\xi}, \hat{\xi})$ and $Q = q_{I_+} := (\hat{s}_{1(I)}, \hat{s}_{2(I)}, \hat{s}_{2(I)}, \hat{\xi}, \hat{\xi}, \hat{\xi})$, it is intuitively clear and follows from a straightforward analysis of the (48), in which we employ the results obtained in Subsection 4.2, that these points behave, except right at the points, just like centers of the Hamiltonian dynamical system.

We may now, after some additional routine analysis of the system, piece together the results obtained on the stationary points and invariant curves in order to produce a complete qualitative picture of the nature of the phase portrait of (48) in any of the half-planes $\mathcal{S}_I(\xi)$, which is illustrated in Fig. 1. The main details of the phase planes includes the heteroclinic cycle \mathcal{Z}_I connecting the saddle points $p_{I_{\pm}}$ on the x -axis, which encloses the remaining three stationary points q_{I_+} , q_{I_-} , and q_I and all of their associated stable and unstable manifolds. In particular, we see that

$$[\{q_I\} \cup W^s(q_I) \cup W^u(q_I)] \cap \{r \leq \hat{r}_I\}$$

forms a small homoclinic loop ℓ_{I_-} enclosing q_{I_-} , and

$$[\{q_I\} \cup W^s(q_I) \cup W^u(q_I)] \cap \{r \geq \hat{r}_I\}$$

forms a small homoclinic loop ℓ_{I_+} enclosing q_{I_+} . Moreover, it is not difficult to verify that

$$[\{q_I\} \cup W^s(q_I) \cup W^u(q_I)] \cap \{r > 0\}$$

forms a figure eight curve, which we denote as ζ_I , enclosing the singular centers q_{I_-} and q_{I_+} . Owing to the symmetry of the system with respect to the line $x = \hat{\xi}$, the homoclinic loops ℓ_{I_-} and ℓ_{I_+} and the curve ζ_I are also symmetric under reflection in this line. In addition, the interiors of ℓ_{I_-} and ℓ_{I_+} are comprised of periodic orbits circling q_{I_-} and q_{I_+} ,

respectively, while points close to ζ_I and in its exterior belong to periodic trajectories that circle around it. Observe that this representation of the dynamics of (48) is quite consistent with what one might expect for a stationary, axisymmetric vortex breakdown flow of B-type. Thus Type I (when $\alpha > 1$) we have, with our two coaxial vortex ring model, produced a two-parameter (α and κ) family of axisymmetric B-type vortex breakdown flows. These features are illustrated in Fig. 1.

For Type II, we find many similarities, but also some differences in the phase (half-) plane $\mathcal{S}_{II}(\hat{\xi})$ in comparison to the phase plane $\mathcal{S}_I(\xi)$ for Type I. Once again we have saddle points, $p_{II\pm}$, on the x -axis determined from (54) with the obvious modifications, where their linear stability is determined via (60) *mutatis mutandis*. We also have the singular points, this time $q_{II+} := (\hat{s}_{1(II)}, \hat{s}_{2(II)}, \hat{s}_{1(II)}, \hat{\xi}, \hat{\xi}, \hat{\xi})$ and $q_{II-} := (\hat{s}_{1(II)}, \hat{s}_{2(II)}, \hat{s}_{2(II)}, \hat{\xi}, \hat{\xi}, \hat{\xi})$, behaving like nonlinear centers. In addition, there is another stationary point $q_{II} := (\hat{s}_{1(II)}, \hat{s}_{2(II)}, \hat{s}_{II}, \hat{\xi}, \hat{\xi}, \hat{\xi})$, which lies between q_{II-} and q_{II+} , and is a saddle point in virtue of (64) with the obvious modifications. There is also a heteroclinic cycle \mathcal{Z}_{II} (describing the bubble) connecting p_{II-} and p_{II+} , which is symmetric with respect to $x = \hat{\xi}$, and encloses the stationary points q_{II-} and q_{II+} . The bubble shape produced for this type of fixed ring configuration tends to look less like the one expected, as compared to Type I for $\alpha > 1$ sufficiently large and Type IV as can be seen from Figs. 1, 2 and 4.

Type III is almost completely analogous to Type II, where the only changes involve substituting $\hat{s}_{1(III)}$ for $\hat{s}_{1(II)}$, $\hat{s}_{2(III)}$ for $\hat{s}_{2(II)}$, and \hat{s}_{III} for \hat{s}_{II} . In particular, the phase portrait in $\mathcal{S}_{III}(\hat{\xi})$ is qualitatively the same as in Type II, consistent with the changes in the stationary points that we just indicated. However, we see from Fig. 3 that the bubble shape produced for this type of fixed coaxial vortex ring configuration tends to look less like the physical B-type flow than any of the other types, as can be confirmed by noting that the shape in Fig. 3 resembles a marble balanced on the axis of symmetry. Actually the shape for Type IV, as depicted in Fig. 4, seems to be most like what one expects of a physical vortex breakdown streamline pattern of B-type.

We note that in Figs. 2, 3 and 4, the small rectangles in the upper right-hand corners are microscopic depictions of the much smaller scale streamline topologies near the fixed coaxial vortex rings that are closest to the axis of symmetry.

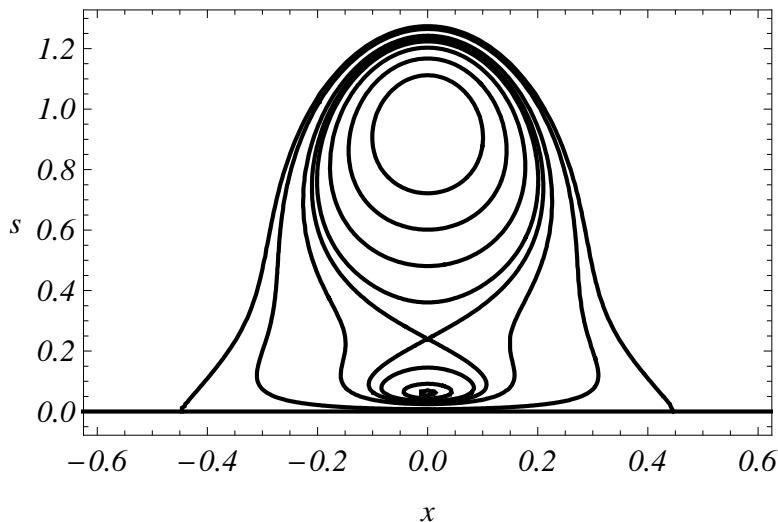


Figure 1: Streamlines for Type I, $\alpha = 5$, $\kappa = 1.5$, and $\hat{s}_1 \simeq 0.06$, $\hat{s}_2 \simeq 0.94$, $\hat{s} \simeq 0.24$, $x_{\pm} \simeq \pm 0.45$.

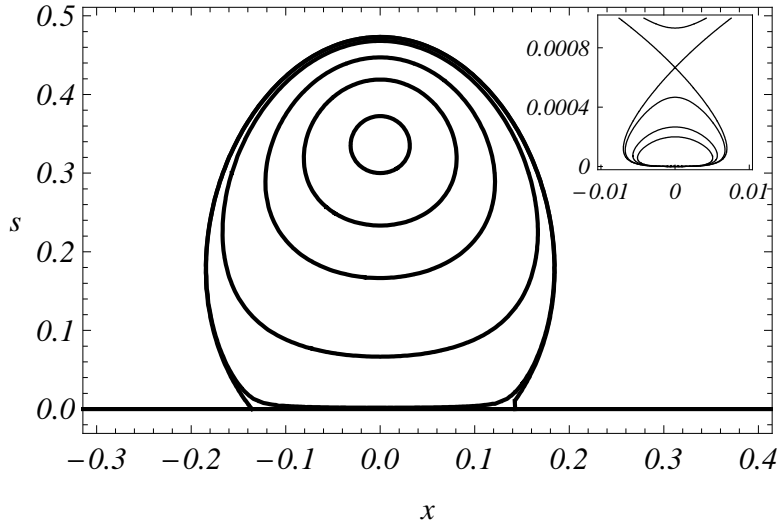


Figure 2: Streamlines for Type II, $\alpha = 5$, $\kappa = 1.5$, and $\hat{s}_1 \simeq 0.33$, $\hat{s}_2 \simeq 3 \times 10^{-6}$, $\hat{s} \simeq 0.0006$, $x_{\pm} \simeq \pm 0.13$.

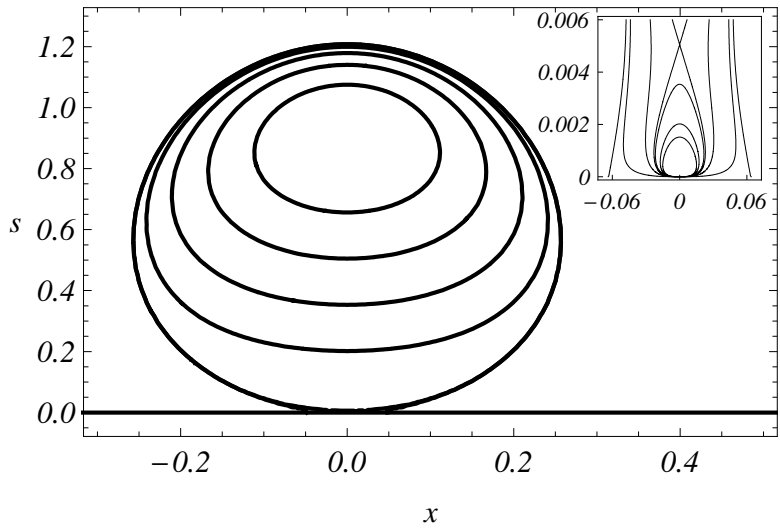


Figure 3: Streamlines for Type III, $\alpha = 5$, $\kappa = 1.5$, and $\hat{s}_1 \simeq 3.2 \times 10^{-6}$, $\hat{s}_2 \simeq 0.89$, $\hat{s} \simeq 0.005$, $x_{\pm} \simeq \pm 0.063$.

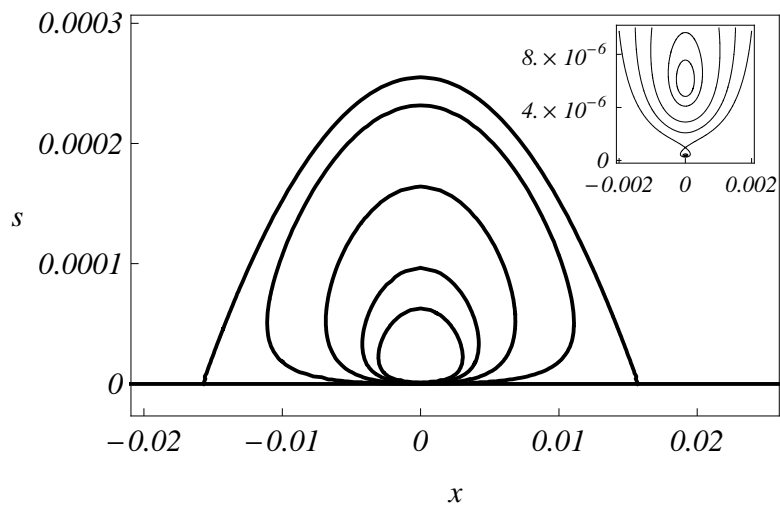


Figure 4: Streamlines for Type IV, $\alpha = 5$, $\kappa = 1.5$, and $\hat{s}_1 \simeq 5.9 \times 10^{-6}$, $\hat{s}_2 \simeq 3.5 \times 10^{-7}$, $\hat{s} \simeq 9.6 \times 10^{-7}$, $x_{\pm} \simeq \pm 0.015$.

We should point out that for different parameter values of α , κ , the structure of the flow could be dramatically different as shown in Fig. (5) for a Type I configuration for α substantially smaller than unity, where a hairpin vortex structure is present. We note that in this “singular” case, the dynamics is most certainly inequivalent to any of the instances illustrated in Figs. 1 - 4. More specifically, the behavior of the stable and unstable manifolds is very different from those in the other phase portraits: In this case there is a single homoclinic loop ℓ_I beginning and ending at q_I , which encloses the singular center q_{I+} . In contrast with the other behaviors illustrated above, however, the portion of $W^s(q_I)$ lying below q_{II} actually goes off to $x = \infty$, while the component of $W^u(q_{II})$ below q_{II} tends to $x = -\infty$, with both of these semi-infinite curves remaining above the cycle Z_I , as depicted in Fig. 5. The analysis of this singular case - and the bifurcation behavior that transforms the dynamics in Fig. 5 to that in Fig. 1 - must wait for a later investigation, as we shall not attempt to treat this in any further detail in the sequel.

We note, however, that hairpin vortex configurations have been observed computationally in the vortex flow in a cylinder with rotating covers [5]. When the two covers are co-rotating, a part of the parameter plane (defined by the Reynolds number and the aspect ratio of the cylinder) may exist where a hairpin vortex is present in a steady flow. This region of the parameter plane grows to a significant size when the ratio of the angular velocities of the covers is increased.

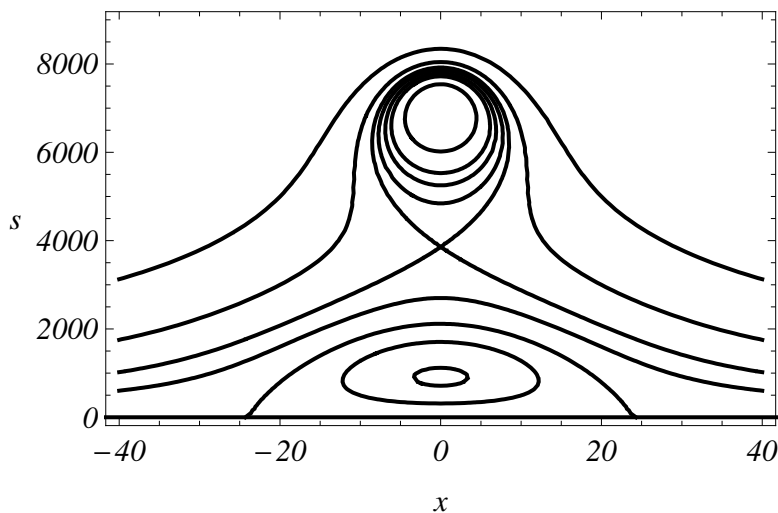


Figure 5: Streamlines for Type I, $\alpha = 0.1$, $\kappa = 1.5$, and $\hat{s}_1 \simeq 895$, $\hat{s}_2 \simeq 6914$, $\hat{s} \simeq 3860$, $x_{\pm} \simeq \pm 24$.

It is eminently clear from our analysis in this section that Type I for a sufficiently large ambient swirling flow and Type IV, among all four types treated, produce the type of kinematics most consistent with the B-type breakdown behavior encountered in experiments and obtained from numerical solutions of both the Euler and Navier-Stokes equations. Consequently, we shall only consider Type I with $\alpha \geq 5$ in the sequel (keeping in mind the close analogs for Type IV), and take advantage of this by reducing or dropping all of the unnecessary subscripts and superscripts in order to simplify our notation. We note only that most of the results that we shall obtain for this type of coaxial vortex ring positioning - including the existence of chaotic regimes for slightly oscillating, time-dependent kinematics - have direct parallels for the other types - and especially Type IV - as well.

5.3 The direct approach revisited

As indicated above, from now on we shall consider Type I (with α large enough to preclude the hairpin vortex behavior shown in Fig. 5) almost exclusively. So in what follows, we employ simplified notation such as \hat{s}_1 and \hat{s}_2 for $\hat{s}_{1(I)}$ and $\hat{s}_{2(I)}$, respectively, \hat{s} for \hat{s}_1 , ν for ν_1 , and x_{\pm} for $x_1^{(\pm)}$. Now we shall look once again at the kinematics from the perspective of the direct approach formulated in Subsection 3.2, but here for the case when the rings are located at the stationary points $(\hat{s}_1, \hat{s}_2, \xi, \xi)$ as described above. Since the rings are stationary, the potentially time-dependent Hamiltonian system (27), or (29)-(30), is actually autonomous. In particular, owing to our assumption that the x -component of the ambient velocity field is just the constant $-\alpha$, the equations of motion are

$$\begin{aligned}\dot{s} &= 4r(x - \xi) \sum_{k=1}^2 \kappa_k \hat{r}_k \int_0^{\pi/2} \frac{\cos 2\sigma d\sigma}{\left[(r - \hat{r}_k)^2 + (x - \xi)^2 + 4r\hat{r}_k \sin^2 \sigma \right]^{3/2}}, \\ \dot{x} &= -\alpha + 2 \sum_{k=1}^2 \kappa_k \hat{r}_k \int_0^{\pi/2} \frac{(\hat{r}_k - r \cos 2\sigma) d\sigma}{\left[(r - \hat{r}_k)^2 + (x - \xi)^2 + 4r\hat{r}_k \sin^2 \sigma \right]^{3/2}}.\end{aligned}\quad (65)$$

From the dynamical equations (65) in comparison with the last two equations of (48), we see that the analysis of the stationary points and invariant manifolds for the passive formulation in this case (in Subsections 5.1 and 5.2) immediately carries over to the direct approach. More specifically, if the rings are initially at $(\hat{s}_1, \hat{\xi})$ and $(\hat{s}_2, \hat{\xi})$, respectively, then these points are singular centers, and the other stationary points are $(0, x_{\pm})$, both of which are saddle points, and the saddle point $(\hat{s}, \hat{\xi})$. In addition, the stable and unstable manifolds of the saddle points are just the same, with the obvious identifications, as those described above for p_{\pm} and q , and give rise to the identical heteroclinic cycle - \mathcal{Z} - and homoclinic loops ℓ_+ and ℓ_- forming the figure eight curve ζ . Accordingly the phase portrait for (27) is indistinguishable - modulo the obvious change in labels - from that portrayed in Figs. 1 and 4 for Types I and IV.

It is clear from our analysis so far that for fixed ring configurations, the dynamics of the passive fluid particles (*i.e.* the kinematics) is quite regular; in fact, the system is LA-integrable since it is Hamiltonian, autonomous, and has just one degree-of-freedom. Consequently, the Poincaré map of first returns to the meridian half-plane \mathfrak{H} , which we introduced briefly at the end of Subsection 3.2, cannot admit chaotic regimes in the fixed ring case, and so must also be regular. Therefore, it is manifest that if we are to generate chaotic kinematic regimes in our model - which are of particular interest in this investigation - the coaxial rings cannot both be stationary. In other words, a necessary condition for chaotic dynamics of the passive fluid particles is that the ring dynamics be nontrivial. We shall explore these matters in considerably greater depth in the next two sections.

6 Kinematics for Slightly Varying Rings

A number of studies taken together such as those of Breuer [15], Brøns *et al.* [16, 17, 18], Gelfgat *et al.* [23], Hartnack *et al.* [28], Holmes [29], Krause [33, 34, 35], Lopez & Perry [39], Rusak *et al.* [46], Serre & Bontoux [49], Sørensen & Christiansen [51], Sotiropoulos *et al.* [52, 53], and Weimer [60], present compelling evidence, and in just a few cases proof, that the kinematics in B-type vortex breakdown exhibits chaotic regimes, which may include those of Shilnikov type. However, it appears that these chaotic effects are all traceable to small perturbations that break the axisymmetry of the configuration. Our model remains perfectly axisymmetric, so apparently the only way to generate chaotic kinematics

is to allow some non-stationarity for the system. Here we develop a framework for studying the kinematics of our model with small variations in the ring motion, and leave to the next section a more detailed analysis of the possible chaotic regimes generated by slightly varying rings. We begin by analyzing the dynamics of the two rings for small motions about the fixed points.

6.1 Dynamics for varying rings

To represent small motions of the rings about the fixed points, we set

$$s_k = \hat{s}_k + \varphi_k, \quad x_k = \hat{\xi} + \psi_k, \quad (1 \leq k \leq 2) \quad (66)$$

and note that it follows from the LA-integrability of (16), or equivalently (17)-(18), that the functions φ_k, ψ_k in solutions of (16) are at least quasiperiodic, and are periodic if the initial conditions are chosen properly. We shall choose the perturbation functions so that $|\varphi_k|$ and $|\psi_k|$ to be very small in a manner that shall be specified more precisely in what follows. The three-dimensional hyperplane

$$G^{-1}(\hat{a}) = \{(s_1, s_2, x_1, x_2) : s_1 + \kappa s_2 = \hat{s}_1 + \kappa \hat{s}_2 := \hat{a}\} \quad (67)$$

of the phase space of (16) is, as pointed out in (26), an invariant manifold of (16). To simplify matters, we shall only consider (varying) solutions of (16) that lie in $G^{-1}(\hat{a})$, which implies that

$$\varphi_2 = -\kappa^{-1}\varphi_1. \quad (68)$$

This choice is also motivated by the fact that an examination of (46) readily reveals that the center surface $W^c(p)$ associated to any stationary point p of the ring dynamics is contained in $G^{-1}(\hat{a})$.

If we choose the varying solution (66), with $|\varphi_k(0)|, |\psi_k(0)|$ ($1 \leq k \leq 2$) sufficiently small, so that it is initially on $W^c(p)$, then our varying rings orbit will be periodic. However, we do not know exactly what $W^c(p)$ is at this point. Of course, returning once again to (46) and (47), it is straightforward to show that the linear approximation $W_{\text{lin}}^c(p)$ of $W^c(p)$ is defined by the homogeneous linear equations

$$\begin{aligned} s_1 + \kappa s_2 &= 0, \\ Ax_1 - Bx_2 &= 0, \end{aligned} \quad (69)$$

where

$$\begin{aligned} A &= A(\hat{s}_1, \hat{s}_2, \hat{\xi}; \alpha, \kappa) := \{\nu^2 + \partial_{x_1}\Phi_2(p) [\partial_{s_2}\Psi_1(p) - \kappa\partial_{s_1}\Psi_1(p)]\}, \\ B &= B(\hat{s}_1, \hat{s}_2, \hat{\xi}; \alpha, \kappa) := \partial_{x_1}\Phi_2(p) [\partial_{s_2}\Psi_1(p) - \kappa\partial_{s_1}\Psi_1(p)], \end{aligned} \quad (70)$$

and

$$\nu = \sqrt{\partial_{x_1}\Phi_2(p) [\partial_{s_2}\Psi_2(p) - \partial_{s_2}\Psi_1(p) + \kappa(\partial_{s_1}\Psi_1(p) - \partial_{s_1}\Psi_2(p))]} \quad (71)$$

Observe here that we can use the above to approximate the frequency ω of periodic solutions near the center in $W^c(p)$; namely

$$\omega \simeq \nu. \quad (72)$$

Moreover, if we select the initial point to be on $W_{\text{lin}}^c(p)$ and very near to, but distinct from the stationary point p , we have the following additional useful (but only approximate) relationship between the perturbing functions - defined in (67) - for the coordinates x_1 and x_2 :

$$\psi_2 \simeq \frac{A}{B} \psi_1. \quad (73)$$

All of the above suggests a simple method for locating a point (distinct from p) of $W^c(p)$: Choose small values for $\varphi_1(0)$ and $\varphi_2(0)$ that satisfy (68), and select $\psi_1(0)$ to be small and nonzero. Then, if we select a very small values of all of $\varphi_1(0)$, $\varphi_2(0)$ and $\psi_1(0)$, we are certain to find the value of $\psi_2(0)$ satisfying $(s_1(0), s_2(0), x_1(0), x_2(0)) \in W^c(p)$ in a very small interval centered at $(A/B) \psi_1(0)$; for example, by using a simple bisection method. Naturally, once we have found such a solution, we are guaranteed that it is periodic and that its period is approximately equal to $2\pi/\nu$.

For a more precise specification of the size of the perturbations around the fixed points, we turn to the following result, which is illustrated in Fig. 6.

Lemma 1. *The varying solutions of (16) sufficiently close to a point on the center manifold $W^c(p)$, which is in a sufficiently small neighborhood of the fixed point $p = (\hat{s}_1, \hat{s}_2, \hat{\xi}, \hat{\xi})$, can be expressed in terms the following expansions in terms of a small parameter μ :*

$$\begin{aligned} s_1 = s_1(t; \mu) &= \hat{s}_1 + \mu \sin \nu t + O(\mu^2), \quad s_2 = \hat{s}_2 - (\mu/\kappa) \sin \nu t + O(\mu^2), \\ x_1 = x_1(t; \mu) &= \hat{\xi} + \mu \cos \nu t + O(\mu^2), \quad x_2 = \hat{\xi} + \mu (A/B) \cos \nu t + O(\mu^2), \end{aligned} \quad (74)$$

where the order relations are uniform in t when $|\mu| \leq \epsilon_* := (1/2) \min\{\hat{s} - \hat{s}_1, \hat{s}_2 - \hat{s}\}$, with \hat{s}_1, \hat{s}_2 , and \hat{s} as defined in our discussion of (48) and (65) in the preceding section. This restriction guarantees - for one thing - that the orbits of the rings do not intersect one another.

Proof: This follows directly from the LA-integrability of the system, the properties of $W_{\text{lin}}^c(p)$ in relation to $W^c(p)$, and the description of the stationary points and phase space structure for the corresponding dynamical systems delineated above. ■

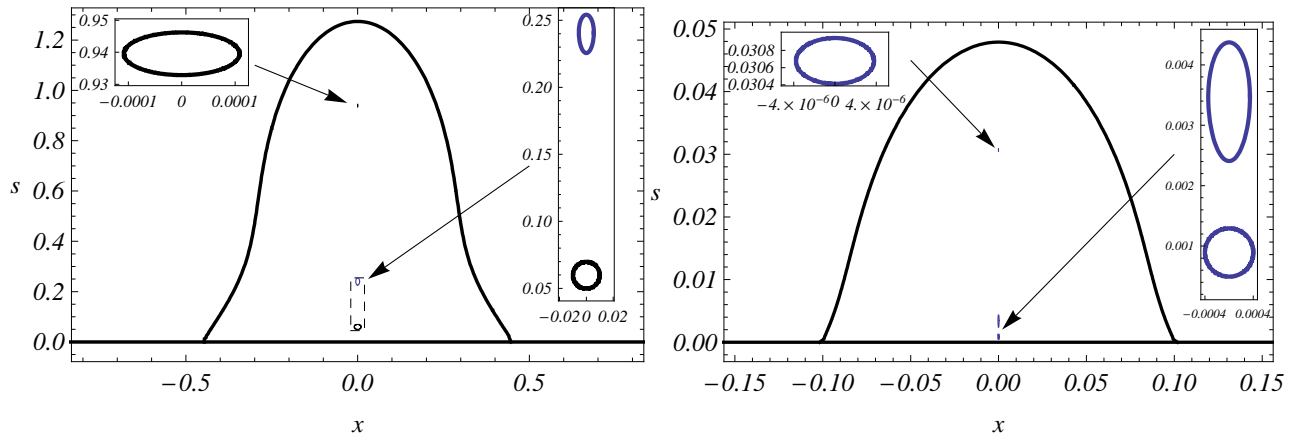


Figure 6: Slightly varying ring dynamics and stagnation point inside the bubble for $\alpha = 5$, $\mu = 0.01$ (left) and $\alpha = 20$, $\mu = 4 \times 10^{-3}$ (right). The unperturbed heteroclinic orbit is also shown.

We note that in Fig. 6 the small rectangular boxes in the upper left hand corners depict the much smaller scale elliptic orbits of the slightly oscillating rings in neighborhood of the upper fixed points, while the small rectangular boxes to the right within the figures provide a microscopic view of the dynamics near the lower fixed points, which are extremely close to the axis of symmetry.

6.2 Kinematics for oscillating rings

Returning to (29)-(30), it now follows directly from Lemma 1 and a straightforward calculation, left to the reader, that we can expand (30) in powers of μ as described in our next lemma.

Lemma 2. *For the varying ring dynamics as described in Lemma 1, we can expand the Hamiltonian function of (29) - representing the direct kinematics formulation - as*

$$\mathcal{H}(s, x, t) = \mathcal{H}_0(s, x) + \mu \mathcal{H}_1(s, x, t) + O(\mu^2), \quad (75)$$

uniformly in t when $|\mu| \leq \epsilon_*$, where

$$\mathcal{H}_0(s, x) := \alpha s - 4r \sum_{k=1}^2 \kappa_k \hat{r}_k \int_0^{\pi/2} \frac{\cos 2\sigma d\sigma}{\hat{\Delta}_k^{1/2}}, \quad (76)$$

and

$$\begin{aligned} \mathcal{H}_1(s, x, t) := & 2r \sin \nu t \sum_{k=1}^2 (-1)^k \int_0^{\pi/2} \frac{\left[r(r - \hat{r}_k) + (x - \hat{\xi})^2 + 2r\hat{r}_k \sin^2 \sigma \right] \cos 2\sigma d\sigma}{\hat{r}_k \hat{\Delta}_k^{3/2}} + \\ & 4r (x - \hat{\xi}) \cos \nu t \int_0^{\pi/2} \left\{ \frac{\hat{r}_1}{\hat{\Delta}_1^{3/2}} + \frac{\kappa A \hat{r}_2}{B \hat{\Delta}_2^{3/2}} \right\} \cos 2\sigma d\sigma. \end{aligned} \quad (77)$$

With Lemmas 1 and 2 now at our disposal, we have the elements necessary to delve more deeply into the behavior of the kinematics - as characterized by the time-dependent Hamiltonian system (29)-(30).

6.2.1 Oscillation of stagnation points

When the rings are stationary, we showed in Subsection 5.1 that the stagnation points of the advected flow on the x -axis are fixed at the points x_{\pm} determined by (51) and (52). In contrast, when the rings are oscillating in accord with Lemma 1, these stagnation points will also vary slightly in a quasiperiodic (or periodic if the rings are properly tuned) manner. We denote the time-varying positions of the stagnation points by $x_{\pm}(t; \mu)$, noting that these are independent of t when $\mu = 0$ and given as

$$x_{\pm}(t; 0) = x_{\pm}. \quad (78)$$

These points are determined in a manner analogous to x_{\pm} ; namely, they are the solutions in x to

$$\Psi(x, t; \mu; \kappa) = -\alpha + \pi \left\{ \frac{r_1^2(t; \mu)}{\left[s_1(t; \mu) + (x - x_1(t; \mu))^2 \right]^{3/2}} + \frac{\kappa r_2^2(t; \mu)}{\left[s_2(t; \mu) + (x - x_2(t; \mu))^2 \right]^{3/2}} \right\} = 0, \quad (79)$$

where $s_k(t; \mu)$ and $x_k(t; \mu)$, $1 \leq k \leq 2$, are as defined in Lemma 1. It is straightforward to show, just as for the stationary case described by (51) and (52), that, under the restrictions on μ specified in Lemma 1, (79) has precisely two solutions satisfying

$$x_-(t; \mu) < \hat{\xi} < x_+(t; \mu) \quad (80)$$

for all $t \in \mathbb{R}$, where $x_-(t; \mu)$ and $x_+(t; \mu)$ are only approximately symmetric with respect to $\hat{\xi}$, rather than exactly so as in the stationary ring case. The oscillation of the stagnation points is illustrated in Fig. 7 for several parameter values. Naturally, we would expect this symmetry breaking to have consequences regarding the nature of the time-varying vortex breakdown bubble. As we shall see, this loss of axisymmetry can indeed have very dramatic consequences on the kinematics.

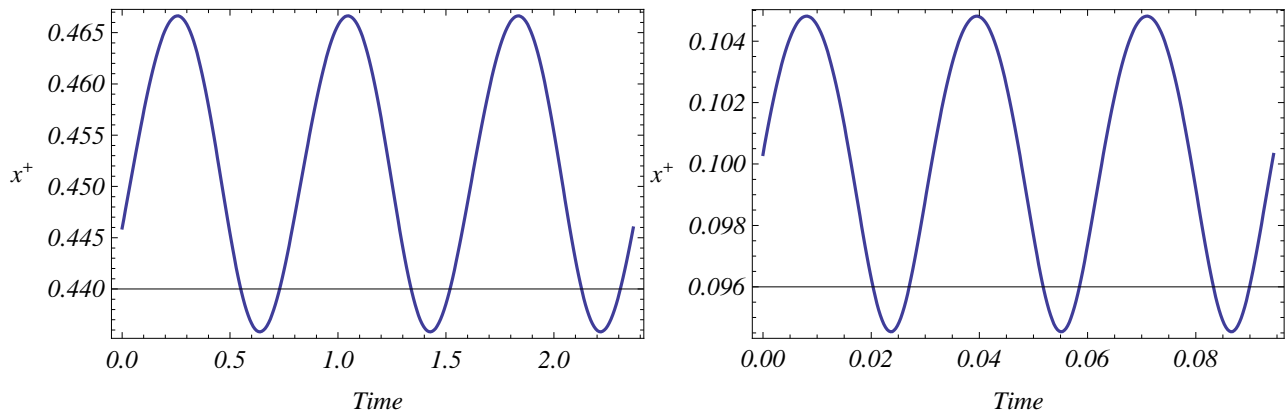


Figure 7: Oscillation of the stagnation point along the axis of symmetry ($s = 0$) for $\alpha = 5$, $\mu = 0.01$ (left) and $\alpha = 20$, $\mu = 4 \times 10^{-3}$ (right).

6.3 Natural Poincaré maps for kinematics

Let us return to the meridional first return Poincaré map introduced at the end of Subsection 3.2, which provides a very natural and useful means for (discretely) characterizing the dynamics of passive fluid particles induced by the small oscillations in the positions of the coaxial vortex rings described in (74). For concreteness and simplicity, we shall assume in the sequel that the rotating component of the superimposed swirling flow has the (constant) form

$$\dot{\theta} = \Omega, \quad (81)$$

with Ω a fixed positive parameter; in other words, $b_1 = b_2 = 0$ in (14). In this case, the Poincaré map has a particularly simple definition; namely,

$$\Pi = \Pi(\cdot, \cdot; \alpha, \Omega, \kappa, \mu) = \Pi_\mu : \mathfrak{H} \rightarrow \mathfrak{H},$$

where

$$\Pi_\mu(s_0, x_0) := (s(2\pi/\Omega), x(2\pi/\Omega)), \quad (82)$$

and $(s(t), x(t))$ is the unique solution of (27) satisfying $(s(0), x(0)) = (s_0, x_0)$. Note that although the Poincaré map depends on all of the parameters α, Ω, κ , and μ (and incidentally on χ), we have emphasized its dependence on the

parameter μ connected with the oscillation of the vortex rings by singling it out via a subscript. With this notation, Π_0 corresponds to the fixed ring case associated to \mathcal{H}_0 in (75).

As we shall see in our analysis of chaotic motions in the next section using Melnikov's method, it useful to list a number of elementary properties of the Poincaré map Π , all of which can be readily deduced from its definition in terms of the flow of the Hamiltonian system (29)-(30), which is equivalent to (27):

- (PM1) The map $\Pi_\mu : \mathfrak{S} \rightarrow \mathfrak{S}$ is a (real) analytic diffeomorphism (actually a symplectomorphism), which is analytic in both its variables and its parameters when they are restricted to the range of values delineated above.
- (PM2) Π_0 has hyperbolic fixed points at $(0, x_+)$ and $(0, x_-)$ connected by a heteroclinic cycle \mathcal{Z} comprised of the line segment joining these points and the curve \mathcal{C} as described in Subsection 5.2. Moreover, it has the following fixed points: $(\hat{s}_1, \hat{\xi})$ and $(\hat{s}_2, \hat{\xi})$, which are centers of the symplectomorphism Π_0 , along with the saddle point $(\hat{s}, \hat{\xi})$.
- (PM3) If the dynamics of the rings is (nontrivially) periodic of period $2\pi/\omega$ and $\omega/\Omega = n \in \mathbb{N}$, the set of natural numbers, both $(0, x_+)$ and $(0, x_-)$ are hyperbolic fixed points of Π_μ whenever $|\mu| \leq \epsilon_*$. On the other hand, if $\Omega/\omega = m$, a positive integer greater than one, both $(0, x_+)$ and $(0, x_-)$ are hyperbolic periodic points of Π_μ of (least) period m .
- (PM4) In any case, if μ satisfies $|\mu| \leq \hat{\epsilon}$ for a sufficiently small $0 < \hat{\epsilon} \leq \epsilon_*$ it follows from the axisymmetry and the standard results on the persistence of hyperbolic fixed points (see *e.g.* [25, 61]) that Π_μ has a pair of hyperbolic fixed points $\tilde{p}_+(\mu) := (0, \tilde{x}_+(\mu))$ and $\tilde{p}_-(\mu) := (0, \tilde{x}_-(\mu))$ such that: (i) $\tilde{x}_\pm(0) = x_\pm$; (ii) $\tilde{x}_-(\mu) < \tilde{x}_+(\mu)$ for all μ ; and (iii) the stable and unstable manifolds of these fixed points satisfy $W^s(\tilde{p}_+(\mu)) = \{(0, x) : \tilde{x}_-(\mu) < x\}$, and $W^u(\tilde{p}_-(\mu)) = \{(0, x) : x < \tilde{x}_+(\mu)\}$. Moreover, Π_μ has a hyperbolic fixed point $\tilde{q}(\mu) := (\tilde{s}(\mu), \tilde{x}(\mu))$ satisfying $\tilde{q}(0) := (\hat{s}, \hat{\xi})$, which remains close to $(\hat{s}, \hat{\xi})$ for all $|\mu| \leq \hat{\epsilon}$.

Additional insight into the nature of the map Π_μ can be obtained from the results of several numerical experiments presented in Figs. 8 and 9 in Section 8.

6.3.1 The heteroclinic cycle

As we shall see, the heteroclinic cycle associated to the fixed ring kinematics plays a key role in the identification of chaotic kinematic regimes for slightly oscillating ring dynamics. Accordingly a more detailed analysis is in order. To this end, we recall our definition of the heteroclinic cycle, which joins the leading and trailing points of the bubble, and encloses all other stationary points along with their stable and unstable manifolds defining the homoclinic orbits ℓ_\pm and the smaller heteroclinic cycle ζ ; namely

$$\mathcal{Z} := \mathcal{L}_\pm \cup \mathcal{C}, \quad (83)$$

where \mathcal{L}_\pm is the closed axial line segment in \mathfrak{S} defined (for a fixed $\xi = \hat{\xi}$) as $\mathcal{L}_\pm := \{(0, x) : x_- \leq x \leq x_+\}$, and \mathcal{C} is the convex, $\hat{\xi}$ -symmetric curve beginning at $(0, x_+)$ and ending at $(0, x_-)$ as described in Subsection 5.2.

In virtue of (65) and (PM2), we know that \mathcal{Z} is a heteroclinic cycle for both the continuous, LA-integrable, Hamiltonian dynamical system

$$\dot{s} = \partial_x \mathcal{H}_0(s, x), \quad \dot{x} = -\partial_s \mathcal{H}_0(s, x), \quad (84)$$

where the Hamiltonian function is defined as in (76), and the discrete, symplectic (integrable) dynamical system defined by the map

$$\Pi_0 : \mathfrak{H} \rightarrow \mathfrak{H}, \quad (85)$$

in accordance with (82). To find the heteroclinic orbit in \mathcal{L}_\pm , it follows from (65) that we must solve the differential equation

$$\dot{x} = -\alpha + \pi \left\{ \frac{\hat{r}_1^2}{\left[\hat{r}_1^2 + (x - \hat{\xi})^2 \right]^{3/2}} + \frac{\kappa \hat{r}_2^2}{\left[\hat{r}_2^2 + (x - \hat{\xi})^2 \right]^{3/2}} \right\}, \quad (86)$$

which is no easy matter. Fortunately, we do not need a complete closed form solution. To illustrate this, let the heteroclinic orbit satisfying $x(0) = \hat{\xi}$ be denoted as $\phi_l(t) := (s_l(t), x_l(t))$. Then, it follows directly from its definition that $s_l(t) = 0$ for all $t \in \mathbb{R}$, and

$$x_l(t) = x_- + O(e^{\varkappa t}) \text{ and } \dot{x}_l(t) = O(e^{\varkappa t}) \text{ as } t \rightarrow -\infty, \quad (87)$$

and

$$x_l(t) = x_+ + O(e^{-\varkappa t}) \text{ and } \dot{x}_l(t) = O(e^{-\varkappa t}) \text{ as } t \rightarrow \infty, \quad (88)$$

where \varkappa is a positive constant.

On the other hand, it is clear from (76) that \mathcal{C} is the solution curve of the equation

$$\alpha r - 4 \sum_{k=1}^2 \kappa_k \hat{r}_k \int_0^{\pi/2} \frac{\cos 2\sigma d\sigma}{\hat{\Delta}_k^{1/2}} = 0, \quad (89)$$

which is obtained by factoring r out of the energy curve $\mathcal{H}_0(s, x) = 0$. It is possible through a rather deeper analysis of (89) to extract many details concerning the form of \mathcal{C} , but it turns out that we just need to use some simple asymptotic representations for the heteroclinic orbit $\phi_u(t) := (s_u(t), x_u(t))$ lying in \mathcal{C} and satisfying the initial condition $s_u(0) > 0$, $x_u(0) = \hat{\xi}$, along with a few elementary symmetry properties of this orbit. These could be determined by solving the differential equation obtained from (67) and (89) - a rather formidable task. Fortunately, the asymptotic and symmetry properties of ϕ_u that we require are rather easy to deduce. Owing to the definition of the heteroclinic orbit, it is easy to verify that

$$x_u(t) = x_+ + O(e^{\varkappa t}) \text{ and } \dot{x}_u(t) = O(e^{\varkappa t}) \text{ as } t \rightarrow -\infty, \quad (90)$$

and

$$x_u(t) = x_- + O(e^{-\varkappa t}) \text{ and } \dot{x}_u(t) = O(e^{-\varkappa t}) \text{ as } t \rightarrow \infty, \quad (91)$$

with

$$s_u(t) = O(e^{\varkappa t}) \text{ and } \dot{s}_u(t) = O(e^{\varkappa t}) \text{ as } t \rightarrow -\infty, \quad (92)$$

and

$$s_u(t) = O(e^{-\varkappa t}) \text{ and } \dot{s}_u(t) = O(e^{-\varkappa t}) \text{ as } t \rightarrow \infty, \quad (93)$$

where the positive constant \varkappa may have to be adjusted in order to satisfy all six expressions (88)-(89) and (90)-(93). As for the symmetry properties, it is clear from the relevant definitions that the following obtain:

$$s_u(-t) = s_u(t) > 0 \text{ and } x_u(-t) - \hat{\xi} = -(x_u(t) - \hat{\xi}), \text{ (with } (x_u(t) - \hat{\xi}) < 0 \text{ for } t > 0) \quad (94)$$

and

$$\dot{s}_u(-t) = -\dot{s}_u(t), (\text{with } \dot{s}_u(t) < 0 \text{ for } t > 0) \text{ and } \dot{x}_u(-t) = \dot{x}_u(t) < 0 \quad (95)$$

for all $-\infty < t < \infty$.

7 Chaotic Kinematics

We shall demonstrate in this section that small oscillations in the coaxial vortex ring motions lead to chaotic dynamical regimes for the advected fluid particles: in short, small oscillations generate chaotic kinematics. This shall be accomplished by using Melnikov's method to demonstrate that slight motions of the rings can lead to transverse intersections in the heteroclinic cycle \mathcal{Z} , which generate chaotic regimes in virtue of well known results such as presented in Wiggins [61]. We note that the axisymmetry of the dynamics and kinematics precludes such intersections in the \mathcal{L}_\pm portion of the cycle, so the only possible such intersections must occur between the unstable manifold $W^u(\tilde{p}_+(\mu))$ and stable manifold $W^s(\tilde{p}_-(\mu))$, which comprise \mathcal{C} in the stationary ring configuration for $\mu = 0$.

The chaotic behavior can be summarized in the following result, which also can be proved by making a fairly straightforward - but far from obvious - modification of the three coaxial ring analysis in Bagrets & Bagrets [4].

Theorem 1. *For each $0 < |\mu| \leq \hat{\epsilon}$, the map*

$$\Pi_\mu : \mathfrak{H} \rightarrow \mathfrak{H},$$

defined by (82) has a heteroclinic cycle \mathcal{Z}_μ (with $\mathcal{Z}_0 = \mathcal{Z}$) having transverse intersections, which implies the existence of chaotic orbits.

Proof: The key to the proof is an analysis of the zeros of the Melnikov function (cf. [4], [9], [11], [31], [41], [42], [61], and [62])

$$\mathfrak{M}(\tau) = \mathfrak{M}(\tau; \alpha, \Omega, \kappa, \chi) := \int_{-\infty}^{\infty} \{\mathcal{H}_0, \mathcal{H}_1\}_0(\phi_u(t), t + \tau) dt, \quad (96)$$

where the standard Poisson bracket is defined as usual as

$$\{\mathcal{H}_0, \mathcal{H}_1\}_0 := \partial_x \mathcal{H}_0 \partial_s \mathcal{H}_1 - \partial_s \mathcal{H}_0 \partial_x \mathcal{H}_1. \quad (97)$$

It is clear from (29) that the Melnikov function may be written as

$$\mathfrak{M}(\tau) = \int_{-\infty}^{\infty} [\dot{s}_u(t) \partial_s \mathcal{H}_1(\phi_u(t), t + \tau) + \dot{x}_u(t) \partial_x \mathcal{H}_1(\phi_u(t), t + \tau)] dt, \quad (98)$$

and this can readily be shown to be well defined owing to the convergent nature of the integral, which follows directly from (84) and (90)-(93).

Now we compute from (77) that

$$\partial_s \mathcal{H}_1(\phi_u(t), t + \tau) = \Theta_1(t) (\sin \nu t \cos \nu \tau + \cos \nu t \sin \nu \tau) + \Theta_2(t) (\cos \nu t \cos \nu \tau - \sin \nu t \sin \nu \tau), \quad (99)$$

and

$$\partial_x \mathcal{H}_1(\phi_u(t), t + \tau) = 2r_u(t) [\Theta_3(t) (\sin \nu t \cos \nu \tau + \cos \nu t \sin \nu \tau) + \Theta_4(t) (\cos \nu t \cos \nu \tau - \sin \nu t \sin \nu \tau)], \quad (100)$$

where

$$\Theta_1(t) := \sum_{k=1}^2 (-1)^k \hat{r}_k^{-1} \int_0^{\pi/2} \hat{\Delta}_k^{-5/2}(\phi_u(t)) \left\{ r_u^{-1}(t) (x_u(t) - \hat{\xi})^2 \left[(r_u(t) - \hat{r}_k)^2 + (x_u(t) - \hat{\xi})^2 + r_u(t) \hat{r}_k (2 - \cos 2\sigma) \right] - 2\hat{r}_k \cos 2\sigma \left[(r_u(t) - \hat{r}_k)^2 - 2r_u(t) \hat{r}_k \sin^2 \sigma \right] \right\} \cos 2\sigma d\sigma, \quad (101)$$

$$\Theta_2(t) := 2 (x_u(t) - \hat{\xi}) \int_0^{\pi/2} \left\{ \hat{r}_1 r_u^{-1}(t) \hat{\Delta}_1^{-5/2}(\phi_u(t)) \left[(x_u(t) - \hat{\xi})^2 - (r_u(t) - \hat{r}_1) (3r_u(t) + \hat{r}_1) - 2r_u(t) \hat{r}_1 \sin^2 \sigma \right] + \frac{\kappa A}{B} \hat{r}_2 r_u^{-1}(t) \hat{\Delta}_2^{-5/2}(\phi_u(t)) \left[(x_u(t) - \hat{\xi})^2 - (r_u(t) - \hat{r}_2) (3r_u(t) + \hat{r}_2) - 2r_u(t) \hat{r}_2 \sin^2 \sigma \right] \right\} \cos 2\sigma d\sigma, \quad (102)$$

$$\Theta_3(t) := (x_u(t) - \hat{\xi}) \sum_{k=1}^2 (-1)^k \hat{r}_k^{-1} \int_0^{\pi/2} \hat{\Delta}_k^{-5/2}(\phi_u(t)) \left[2r_u(t) \hat{r}_k \sin^2 \sigma - (r_u(t) - \hat{r}_k) (r_u(t) + 2\hat{r}_k) - (x_u(t) - \hat{\xi})^2 \right] \cos 2\sigma d\sigma, \quad (103)$$

and

$$\Theta_4(t) := 2 \int_0^{\pi/2} \left\{ \hat{r}_1 \hat{\Delta}_1^{-5/2}(\phi_u(t)) \left[(r_u(t) - \hat{r}_1)^2 - 2(x_u(t) - \hat{\xi})^2 + 4r_u(t) \hat{r}_1 \sin^2 \sigma \right] + \frac{\kappa A}{B} \hat{r}_2 \hat{\Delta}_2^{-5/2}(\phi_u(t)) \left[(r_u(t) - \hat{r}_2)^2 - 2(x_u(t) - \hat{\xi})^2 + 4r_u(t) \hat{r}_2 \sin^2 \sigma \right] \right\} \cos 2\sigma d\sigma. \quad (104)$$

Observe that it follows directly from (94) and (95) that Θ_1 and Θ_3 are even functions of t while Θ_2 and Θ_4 are odd functions.

Our analysis so far, together with the identification of odd and even functions, leads immediately to the following simplification of the Melnikov function:

$$\mathfrak{M}(\tau) = 2 \cos \nu \tau \int_0^\infty \{ [\dot{s}_u(t) \Theta_1(t) + 2r_u(t) \dot{x}_u(t) \Theta_3(t)] \sin \nu t + [\dot{s}_u(t) \Theta_2(t) + 2r_u(t) \dot{x}_u(t) \Theta_4(t)] \cos \nu t \} dt. \quad (105)$$

Whereupon, a straightforward but rather tedious analysis of the integral shows that

$$\mathfrak{M}(\tau) = C \cos \nu \tau, \quad (106)$$

where $C > 0$. Consequently, $\mathfrak{M}(\tau)$ has simple zeros, which proves that there is a transverse heteroclinic orbit in the cycle \mathcal{Z}_μ , and this implies the existence of chaotic dynamics for the discrete system generated by Π_μ for $\mu \neq 0$. Thus the proof is complete. ■

A few remarks are in order concerning the nature of the chaotic kinematics described in Theorem 1. We have shown that small oscillations of the rings leads to a transverse intersection in the large heteroclinic cycle \mathcal{Z} , but one can also prove that such motions induce transverse intersections in the homoclinic loops ℓ_\pm comprising the figure eight curve ζ (cf. [4]). Consequently, it is not surprising that there is an accumulation of chaotic streamlines around the stationary saddle point $(\hat{s}, \hat{\xi})$ as seen in several of our figures. Of course, the chaotic behavior we have proved cannot - in virtue of

axisymmetry - include a regime of the type discovered by Shilnikov [50] and which has now become a standard fixture in modern dynamical systems theory (*cf.* [25, 31, 61]). However, a close look at the chaos resulting from a transverse intersection of the stable and unstable manifolds comprising the upper branch \mathcal{C} of the heteroclinic cycle \mathcal{Z} , reveals certain Shilnikov-like features of the dynamics of the passive fluid particles. In particular, denumerably many orbits through points arbitrarily close to the axis of symmetry \mathcal{L}_\pm (which contains the unstable manifold of the trailing point $\tilde{x}_-(\mu)$ described in (PM1)-(PM4)) of the bubble, accumulate chaotically around the trailing and leading points of the bubble, which is a characteristic and fundamental property of the dynamics of the three-dimensional Shilnikov model. We note that dynamical systems considerations and several experimental and numerical studies of fully three-dimensional B-type vortex breakdown regimes subject to non-axisymmetric perturbations indicate that Shilnikov chaos is quite common in the streamline patterns within the bubbles [18, 29, 52, 53].

8 Illustrative Examples

In this section we study several cases that demonstrate the kinematic behavior of our model (for the Type I positioning of the rings) via the Poincaré map Π_μ , and provide insights into the ways in which it depends on the various parameters, especially with regard to the onset of chaotic regimes. We shall for each of the cases take $\chi = 1,000$, which is tantamount to prescribing the core radius of the rings to be $O(0.001)$. To give a fairly representative range of possibilities, we shall in particular compute and present pictorial representations of the dynamics of Π_μ for the following cases:

Case 1: $\alpha = 5, \Omega = \nu \simeq 7.96, \kappa = 1.5$: **(a):** $\mu = 0$; **(b):** $\mu = 0.001$; **(c):** $\mu = 0.01$.

Case 2: $\alpha = 20, \Omega = \nu \simeq 199.7, \kappa = 1.5$: **(a):** $\mu = 0$; **(b):** $\mu = 4 \times 10^{-5}$; **(c):** $\mu = 4 \times 10^{-4}$

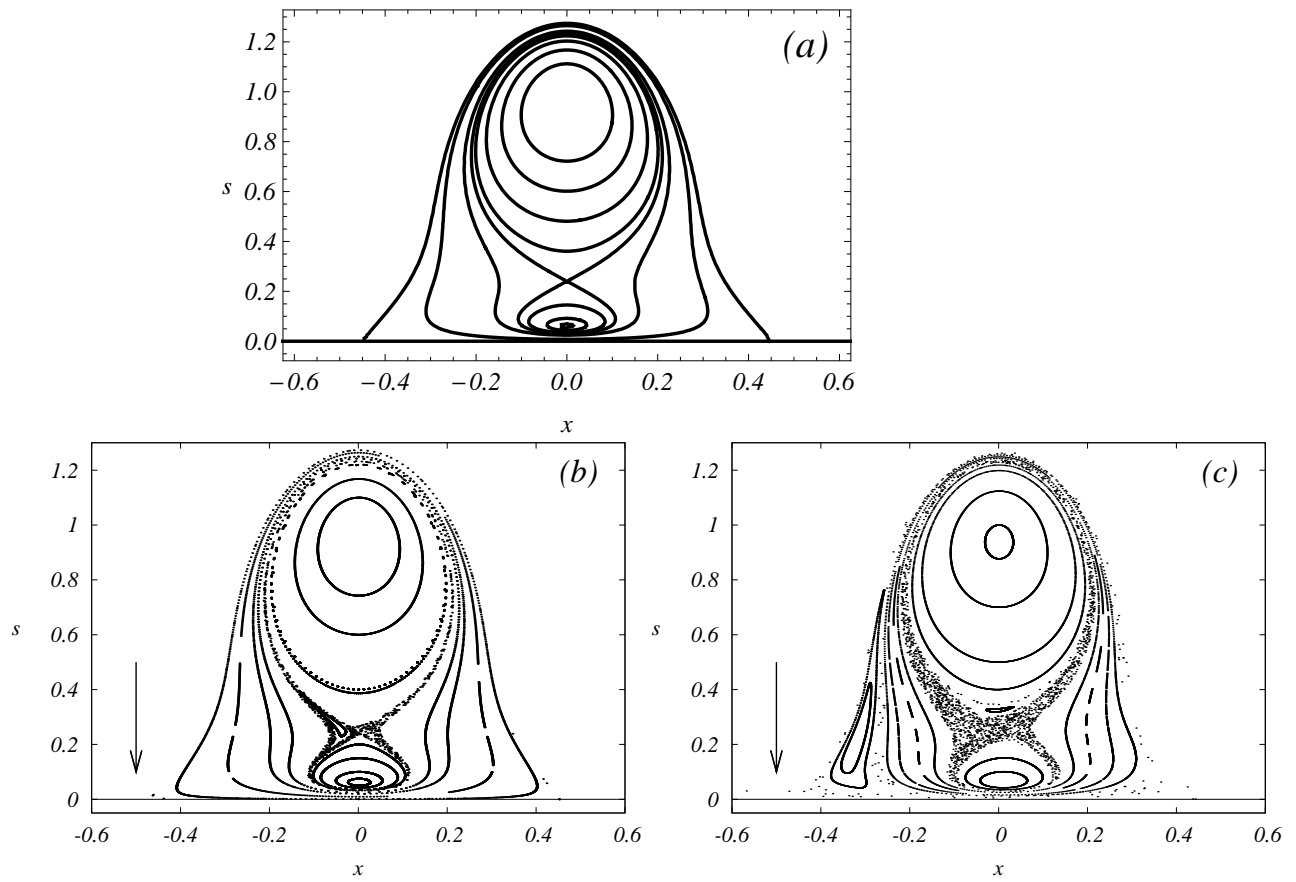


Figure 8: Poincaré section for $\alpha = 5$, $\kappa = 1.5$, $\Omega = \nu \simeq 7.96$ for a) $\mu = 0$, b) $\mu = 0.001$ and c) $\mu = 0.01$.

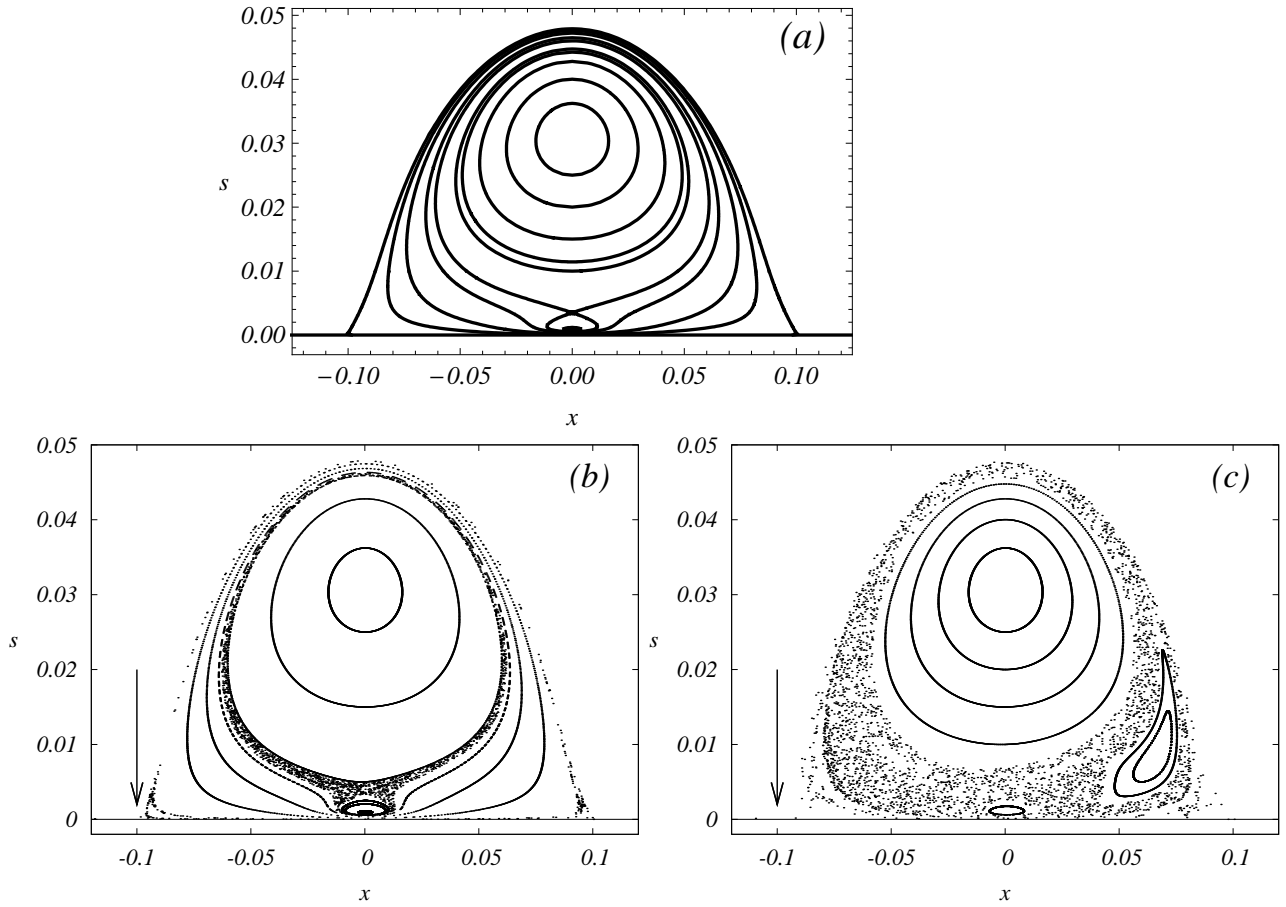


Figure 9: Poincaré section for $\alpha = 20$, $\kappa = 1.5$, $\Omega = \nu \simeq 199.7$ for a) $\mu = 0$, b) $\mu = 4 \times 10^{-5}$ and c) $\mu = 4 \times 10^{-4}$.

The Hamilton equations are solved using a 4th order Runge-Kutta scheme with a time step of the order of 10^{-5} . From the result of the previous section, one expect the homoclinic and heteroclinic orbit to break after a small perturbation is added to the system as seen in Figures 8 and 9. We see from these figures that as the size of the perturbation increases, transverse homoclinic intersections interior to the bubble and transverse heteroclinic cycle behavior of the bubble boundary becomes more pronounced, so more regular tori are destroyed, leading to larger chaotic regions inside the bubble - indicated by the characteristic splattering, along with islands in a sea of chaos. Note in particular how the heteroclinic orbit delineating the upper boundary of the bubble appears to create a chaotic layer surrounding the bubble, and that the thickness of this layer increases with the size of the amplitude of the ring oscillations. One also should notice the escape of passive particles at the tails of the bubbles indicated by the arrows, which presumably occurs in devil's staircase fashion (*cf.* [18, 28, 53])

9 Epilogue

We have provided a rigorous demonstration that a pair of coaxial vortex rings immersed in a swirling ideal fluid flow appear to generate all of the kinematic behavior associated with vortex breakdown of B-type - including chaotic streamlines with some Shilnikov-like features when the rings undergo small oscillations. Naturally, although our results may turn out to be very useful in studying vortex breakdown, we freely admit that we have by no means proved that multiple coaxial vortex rings are the fundamental underlying mechanism in vortex breakdown phenomena. But even if the multiple rings do turn out to be the ultimate engine of vortex breakdown, one may well ask - as we have asked ourselves - how are these rings formed in swirling flows? The answer to this question might turn out to be quite elusive; nevertheless, we shall next endeavor to posit a plausible explanation that combines some mathematics and basic fluid mechanics.

To see how the two slender coaxial vortex ring structure (described in Types I - IV, and perhaps most aptly for Type IV configurations) might develop, we start with only the swirling flow having its vorticity (vector) along the axis of symmetry, which we have taken to be the x -axis in our analysis. At the instant when a breakdown bubble is formed, the projected flow on any meridian half-plane must have at least one stationary point within the bubble owing to the Poincaré-Hopf index theorem [3, 25, 31, 61]. As the flow structure of the bubble persists even in non-Hamiltonian real (viscous and compressible) fluid dynamics, this observability of the B-type breakdown phenomenon is suggestive of structural stability for the bubble formation process, which requires that the initial stationary point must be a saddle, associated, in virtue of the axisymmetry, with the intersection of any meridian half-plane with a circular streamline about the x -axis corresponding to a hyperbolic periodic orbit of the flow. But then, once again by the Poincaré-Hopf index theorem, at least two centers are required to balance the saddle point. Inasmuch as the process of bubble formation is essentially instantaneous, one would expect the necessary two centers to be singular, which is consistent with the appearance of a pair of coaxial vortex rings. There is also a vorticity conservation element in this process in accord with Kelvin's theorem [19, 36, 44, 47, 57], which may be explained along the following lines: The appearance of the bubble alters the velocity field in a way that introduces a vorticity field transverse to the initial field along the x -axis. The induced transverse vorticity component that results from the bubble formation must be balanced by a structure within the bubble such as a coaxial vortex ring of nonzero strength, and as we have seen there must be two rings in order to satisfy the index theorem.

Some of the flow structures found here are richer than those found computationally for the flow in a cylinder with rotating covers [5, 16]. The general appearance of a hyperbolic closed streamline found in the present study gives rise to structures which, borrowing a notion from [16], are "bubbles with an inner structure" as shown in Figs. 1-4. These are only rarely found in the flows in confined cylinders. However, as the hyperbolic closed streamline occurs quite close to the axis, the overall flow patterns do not deviate much from those observed in real flows, even if from a strict topological perspective they are quite different.

Although our scenario for two coaxial vortex rings driving the B-type vortex breakdown is reasonably consistent with the governing physical laws and observed behaviors, we have no illusions about it being indisputable. Be that as it may, we have shown that such a model does provide a rather complete description of B-type breakdown flows. Accordingly our approach has the potential for providing an excellent paradigm and vehicle for developing techniques and instrumentalities for ameliorating, focusing and controlling B-type vortex breakdown phenomena, and we hope to investigate some possible applications in these directions in the not too distant future.

During the course of the analysis of our two ring model, we were struck by the strong similarities between the kine-

matics induced in a meridian half-plane and the phase plane structure of the kinematics generated by a pair of point vortices in a half-plane. This is hardly surprising in view of the strong connections between coaxial ring dynamics and point vortex dynamics established in such investigations as [10], [13], and [14]. Moreover, it has been proved [9] that the motion of a pair of point vortices in a half-plane is capable of generating chaotic behavior in the advection of passive fluid particles. Given the simplicity of the kinematics generated by a pair of point vortices in a half-plane compared to that of a pair of coaxial vortex rings, which is essentially on the order of logarithmic versus elliptic integral Hamiltonians, it seems natural to investigate the possibility of the former - perhaps immersed in a parallel flow - producing the complete spectrum of B-type vortex breakdown kinematics. The practicability of employing the two point vortex model as a more tractable paradigm for vortex breakdown phenomena of B-type is quite an attractive option, which definitely calls for further exploration.

Speaking of natural problems and questions for further study, three that we have avoided in this paper come to mind. First, ambient swirling flows with translational and rotational components that are dependent on the radial distance from the axis of symmetry are certainly more representative of the behavior of real fluids, where one expects to see velocity and rotation profiles that tend to decrease with distance from the axis. Models incorporating such radial dependence should be investigated, and one expects to be able to obtain even more realistic B-type breakdown behavior in such cases. Secondly, although we pointed out the possibility of rather unexpected hairpin vortex + bubble structures, seeming to appear from “out of the blue”, associated with Type I for small translational velocities in the ambient swirling flow, we made no attempt in this paper to analyze them. There is clearly some very interesting - and challenging - bifurcation behavior associated with these unusual structures warranting further investigation. In particular, how does the hairpin + bubble geometry bifurcate into a single bubble as the ambient translational velocity increases? Lastly, it might be interesting to study analogous vortex breakdown models for bubble structures based upon three or more slender coaxial vortex rings immersed in swirling flows, again in aid of obtaining even more realistic B-type vortex breakdown structures.

Perfect axisymmetry is, of course, as much an abstract ideal as is an ideal fluid, and as we have already remarked, there have been a variety of non-axisymmetric behaviors observed in experiments and numerical studies, which are precluded by the enforced axisymmetry of our model. It is therefore quite natural to enquire whether or not a full three-dimensional version of our coaxial vortex ring model that admits small symmetry breaking perturbations is capable of producing all of these non-axisymmetric kinematic effects? We plan to undertake such an investigation in the near future, fully expecting to see all of the non-axisymmetric dynamics, including the emergence of vortex breakdown of S-type at the trailing edge of the bubble - which may signal transition to turbulent flow regimes, and Shilnikov chaos.

Finally, there are those who might simply say that the ideal fluid flow context (enabling us to reap the considerable benefits of a Hamiltonian structure for the kinematics) of our B-type breakdown model disqualifies it from serious consideration of such phenomena in real fluids. Certainly there is considerable truth to this with regard to some flow quantities; however, extensive experimental and numerical studies of B-type vortex breakdown in both real, high Reynolds number flows and ideal flows have shown that both B-type and S-type vortex breakdown behavior tends to be qualitatively the same in all of these cases, and even quite close quantitatively speaking over time intervals of several minutes. Thus the ideal tells us a great deal - especially dynamically - about the real when it comes to vortex breakdown.

Acknowledgments

The main part of this paper was completed while D. Blackmore was a visiting professor at the Technical University of Denmark (DTU), with the M. Brøns serving as his immediate host and principal scientific collaborator. D. Blackmore wants to especially thank his hosts at DTU for providing him with such a stimulating and intellectually rich environment, along with a chance to enjoy the extraordinary Danish hospitality, and a wonderful opportunity to reconnect with his roots. He also wishes to acknowledge the generous support from the The Villum Kann Rasmussen Foundation during his visit to DTU. Debts of gratitude are also owed by D. Blackmore to Egon Krause for many insightful conversations and much encouragement that were instrumental in the formulation of the vortex breakdown model, and to Lu Ting and Omar Knio for sharing their considerable expertise and wisdom regarding the work in this paper.

References

- [1] H. Aref, Integrable, chaotic, and turbulent motion in two-dimensional flows, *Ann. Rev. Fluid Mech.* **15** (1983), 345-389.
- [2] V. Arnold, *Mathematical Methods of Classical Mechanics*, Springer-Verlag, New York, 1978.
- [3] V. Arnold and B. Khesin, *Topological Methods in Hydrodynamics*, Springer-Verlag, New York, 1998.
- [4] A. Bagrets and D. Bagrets, Nonintegrability of two problems in vortex dynamics, *Chaos* **7** (1997), 368-375.
- [5] A. V. Bisgaard, M. Brøns, and J. N. Sørensen, Vortex breakdown generated by off-axis bifurcation in a circular cylinder with rotating covers. *Acta Mechanica* **187** (2006), 75-83.
- [6] T. Benjamin, Theory of the vortex breakdown phenomenon, *J. Fluid Mech.* **14** (1962), 593-629.
- [7] M. Berger, Axisymmetric vortex motions with swirl, *AMS, Contemp. Math.* **72** (1988), 27-32.
- [8] D. Blackmore, Simple dynamical models for vortex breakdown of B-type, *Acta Mech.* **102** (1994), 91-101.
- [9] D. Blackmore, Nonintegrable perturbations of two vortex dynamics, *Proc. IUTAM Sympos. on Hamiltonian Dynamics, Vortex Structures, Turbulence*, A. Borisov, V. Koslov, I. Mamaev, and M. Sokolovsky (eds.), Springer-Verlag, Berlin, 2007.
- [10] D. Blackmore and O. Knio, KAM theory analysis of the dynamics of three coaxial vortex rings, *Physica D* **140** (2000), 321-348.
- [11] D. Blackmore and O. Knio, Transition from quasiperiodicity to chaos for three coaxial vortex rings, *ZAMM* **80 S** (2000), 173-176.
- [12] D. Blackmore and O. Knio, A Hamiltonian approach to vortex breakdown, *Proc. Euromech Colloq. No. 433: Dynamics of Trailing Vortices*, Aachen, Germany, March 2002 (extended abstract - online).
- [13] D. Blackmore, J. Champanerkar and C. Wang, A generalized Poincaré-Birkhoff theorem with applications to coaxial vortex ring motion, *Discrete Contin. Dyn. Syst. B* **5** (2005), 15-33.

- [14] D. Blackmore, L. Ting and O. Knio, Studies of perturbed three vortex dynamics, *J. Math. Phys.* **48** (2007), 1-31.
- [15] M. Breuer, Numerische Lösung der Navier-Stokes Gleichungen für dreidimensionale inkompressible instationäre Strömungen zur Simulation des Wirbelaufplatzens, Doktor-Ing. Dissertation, RWTH, Aachen, June 1991.
- [16] M. Brøns, L. Voigt and J. Sørensen, Streamline topology of steady axisymmetric vortex breakdown in a cylinder with co- and counter-rotating end covers, *J. Fluid Mech.* **401** (1999), 275-292.
- [17] M. Brøns and A. Bisgaard, Bifurcation of vortex breakdown patterns in a circular cylinder with two rotating covers, *J. Fluid Mech.* **568** (2006), 329-349.
- [18] M. Brøns, W.Z. Shen, J. Sørensen and W.J. Zhu, The influence of imperfections on the flow structure of steady vortex breakdown bubbles, *J. Fluid Mech.* **578** (2007), 453-466.
- [19] A. Chorin and J. Marsden, *A Mathematical Introduction to Fluid Mechanics*, 4th ed., Springer-Verlag, New York, 2000.
- [20] B. Elle, On the breakdown at high incidences of the leading edge vortex on delta wings, *J. Roy. Aero Soc.* **64** (1960), 491-493.
- [21] M. Escudier and J. Keller, Essential aspects of vortex breakdown. *Coll. on Vortex Breakdown*. Sonderforschungsbereich 25, Aachen, 1985, pp. 119-144.
- [22] J. Faler and S. Leibovich, Disrupted states of vortex flow and vortex breakdown, *Phys. Fluids* **20** (1977), 1385-1400.
- [23] A. Gelfgat, P. Bar-Yoseph and A. Solan, Three-dimensional instability of axisymmetric flow in a rotating lid-cylinder enclosure, *J. Fluid Mech.* **438** (2001), 363-377.
- [24] W. Grabowski and S. Berger, Solutions of the Navier-Stokes equations for vortex breakdown, *J. Fluid Mech.* **75** (1976), 525-544.
- [25] J. Guckenheimer and P. Holmes, *Nonlinear Oscillations, Dynamical Systems, and Bifurcations of Vector Fields*, Springer-Verlag, New York, 1983.
- [26] M. Hafez, G. Kuruvila and M. Salas, Numerical study of vortex breakdown, AIAA Paper 86-0558 (1986).
- [27] M. Hall, Vortex breakdown, *Ann. Rev. Fluid Mech.* **4** (1972), 195-218.
- [28] J. Hartnack, M. Brøns and A. Spohn, The role of asymmetric perturbations in steady vortex breakdown bubbles, Danish Center for Applied Mathematics and Mechanics, DCAMM Report No. 628, 2000.
- [29] P. Holmes, Some remarks on chaotic particle paths in time-periodic, three-dimensional swirling flows, *Contemp. Math.* **28** (1984), 393-403.
- [30] Y. Huang, N. Schorghofer, E. Ching, Two vortex rings produce chaos, *Europhys. Lett.* **52** (2000), 399-405.
- [31] A. Katok and B. Hasselblatt, *Introduction to the Modern Theory of Dynamical Systems*, Cambridge University Press, Cambridge, 1995.

- [32] E. Krause, X. Shi and P. Hartwich, Computation of leading edge vortices, AIAA Computational Fluids Dynamics Conf., Danvers, MA, AIAA Paper 83-1907 (1983).
- [33] E. Krause, Shock induced vortex breakdown, *Proc. Int. Conf. on Methods of Astrophysical Research*, 9-16 July, 2000, Novosibirsk, Russian Academy of Sciences-Siberia, Pt. II, pp. 109-114.
- [34] E. Krause, Axial flow in slender vortices, *J. Engineering Thermophysics* **11** (2002), 229-242.
- [35] E. Krause, Breakdown of slender vortices: the state of the art, in *Vortex Dominated Flows: a Volume Celebrating Lu Ting's 80th Birthday*, D. Blackmore, E. Krause and C. Tung (eds.), World Scientific, Singapore, 2005, pp. 135-156.
- [36] H. Lamb, *Hydrodynamics*, 6th ed., Dover, New York, 1945.
- [37] N. Lambourne and D. Bryer, The bursting of leading edge vortices - some observations and discussions of the phenomenon, Aero. Res. Council, 1961, RM-3282.
- [38] S. Leibovich, Vortex stability and breakdown, *AIAA J.* **22** (1984), 1192-1206.
- [39] J. Lopez and A. Perry, Axisymmetric vortex breakdown. Part 3. Onset of periodic flow and chaotic advection, *J. Fluid Mech.* **234** (1991), 449-471.
- [40] H. Ludwig, Vortex breakdown. Dtsch. Luft Raumfahrt. Rept. 70-40 (1970).
- [41] N. Malhotra and S. Wiggins, Geometric structures, lobe dynamics, and Lagrangian transport in flows with aperiodic time-dependence, with applications to Rossby wave flow, *J. Nonlinear Sci.* **8** (1998), 401-456.
- [42] A. Mancho, D. Small, S. Wiggins and K. Ide, Computation of stable and unstable manifolds of hyperbolic trajectories in two-dimensional, aperiodically time-dependent vector fields, *Physica D* **182** (2003), 188-222.
- [43] J. Moser, *Stable and Random Motions in Dynamical Systems*, Princeton Univ. Press, Princeton, 1973.
- [44] P. Newton, *The N-Vortex Problem: Analytical Techniques*, Springer-Verlag, New York, 2001.
- [45] D. Peckham and S. Atkinson, Preliminary results of low speed wind tunnel tests on a gothic wing, Aero. Res. Council, 1957, CP 508, 16-17.
- [46] Z. Rusak, S. Wang and C.H. Whiting, The evolution of a perturbed vortex in a pipe to axisymmetric vortex breakdown, *J. Fluid Mech.* **366** (1998) 211-237.
- [47] P. Saffman, *Vortex Dynamics*, Cambridge University Press, Cambridge, 1992.
- [48] T. Sarpkaya, On stationary and travelling vortex breakdowns, *J. Fluid Mech.* **45** (1971), 545-559.
- [49] E. Serre and P. Bontoux, Vortex breakdown in a three-dimensional swirling flow, *J. Fluid Mech.* **459** (2002), 347-370.
- [50] L. Shilnikov, A case of the existence of a denumerable set of periodic motions, *Sov. Math. Dokl.* **6** (1965), 163-166.
- [51] J. Sørensen and E. Christiansen, Direct numerical simulation of a rotating fluid in a closed cylinder, *Phys. Fluids* **7** (1995), 764-778.

- [52] F. Sotiropoulos and Y. Ventikos, The three-dimensional structure of swirling flows with vortex breakdown, *J. Fluid Mech.* **426** (2001), 155-175.
- [53] F. Sotiropoulos, Y. Ventikos and T. Lackey, Chaotic advection in three-dimensional stationary vortex breakdown bubbles: Šil'nikov's chaos and the devil's staircase, *J. Fluid Mech.* **444** (2001), 257-297.
- [54] R. Spall, T. Gatski and C. Grosch, A criterion for vortex breakdown, *Phys. Fluids* **30** (1987), 3434-3440.
- [55] R. Spall and T. Gatski, A computational study of the topology of vortex breakdown, *Proc. R. Soc. Lond. A* **435** (1991), 321-337.
- [56] H. Squire, Analysis of vortex breakdown phenomenon, *Misz. Ang. Mech.* (1960), 306-312.
- [57] L. Ting and R. Klein, *Viscous Vortical Flows*, Lecture Notes in Physics, Vol. 374, Springer-Verlag, Berlin, 1991.
- [58] V. Trigub, The problem of breakdown of a vortex line, *PMM, USSR* **49** (1985), 166-171.
- [59] S. Uchida, Y. Nakamura and M. Ohsawa, Experiments on the axisymmetric vortex breakdown in swirling jets, *Trans. Japan Soc. Aero. Sci.* **27** (1985), 206-216.
- [60] M. Weimer, Aufplatzen freier Wirbel und drallbehafteter Rohrströmungen, Mitarbeiter Dissertation, Aerodynamische Institut der RWTH-Aachen, Dec. 1997.
- [61] S. Wiggins, *Introduction to Applied Nonlinear Dynamical Systems and Chaos*, 2nd ed., Springer-Verlag, New York, 2003.
- [62] S. Ziglin, The non-integrability of the problem of motion of four vortices of finite strengths, *Physica D* **4** (1982), 268-269.