

B, D and K decays *

Conveners: *G. Buchalla, T.K. Komatsubara, F. Muheim, L. Silvestrini*

Section coordinators: *New physics scenarios: A.J. Buras, S. Heinemeyer, G. Isidori, Y. Okada, F. Parodi, L. Silvestrini*

Weak decays of hadrons and QCD: G. Buchalla

Radiative penguin decays: P. Gambino, A. Golutvin

Electroweak penguin decays: J. Berryhill, Th. Feldmann

Neutrino modes: Y. Grossman, T. Iijima

Very rare decays: U. Nierste, M. Smizanska

UT angles from tree decays: M. Bona, A. Soni, K. Trabelsi, G. Wilkinson

B-meson mixing: V. Lubicz, J. van Hunen

Hadronic $b \rightarrow s$ and $b \rightarrow d$ transitions: M. Ciuchini, F. Muheim

Kaon decays: A.J. Buras, T.K. Komatsubara

Charm physics: D.M. Asner, S. Fajfer

Prospects for future facilities: T. Hurth

Assessments: S. Heinemeyer, F. Parodi, L. Silvestrini

Contributing authors:

M. Artuso¹, D.M. Asner², P. Ball³, E. Baracchini⁴, G. Bell⁵, M. Beneke⁶, J. Berryhill⁷, A. Bevan⁸, I.I. Bigi⁹, M. Blanke¹⁰, Ch. Bobeth¹¹, M. Bona¹², F. Borzumati¹³, T. Browder¹⁴, T. Buanes¹⁵, G. Buchalla¹⁶, O. Buchmüller¹⁷, A.J. Buras¹⁸, S. Burdin¹⁹, D.G. Cassel²⁰, R. Cavanaugh²¹, M. Ciuchini²², P. Colangelo²³, G. Crosetti²⁴, A. Dedes³, F. De Fazio²³, S. Descotes-Genon²⁵, J. Dickens²⁶, Z. Doležal²⁷, S. Dürr²⁸, U. Egede²⁹, C. Egger³⁰, G. Eigen¹⁵, S. Fajfer³¹, Th. Feldmann³², R. Ferrandes²³, P. Gambino³³, T. Gershon³⁴, V. Gibson²⁶, M. Giorgi³⁵, V.V. Gligorov³⁶, B. Golob³⁷, A. Golutvin³⁸, Y. Grossman³⁹, D. Guadagnoli¹⁸, U. Haisch⁴⁰, M. Hazumi⁴¹, S. Heinemeyer⁴², G. Hiller¹¹, D. Hitlin⁴³, T. Huber⁶, T. Hurth⁴⁴, T. Iijima⁴⁵, A. Ishikawa⁴⁶, G. Isidori⁴⁷, S. Jäger¹⁷, A. Khodjamirian³², T.K. Komatsubara⁴¹, P. Koppenburg²⁹, T. Lagouri²⁷, U. Langenegger⁴⁸, C. Lazzeroni²⁶, A. Lenz⁴⁹, V. Lubicz²², W. Lucha⁵⁰, H. Mahlke²⁰, D. Melikhov⁵¹, F. Mescia⁵², M. Misiak⁵³, F. Muheim⁵⁴, M. Nakao⁴¹, J. Napolitano⁵⁵, N. Nikitin⁵⁶, U. Nierste⁵, K. Oide⁴¹, Y. Okada⁴¹, P. Paradisi¹⁸, F. Parodi⁵⁷, M. Patel¹⁷, A.A. Petrov⁵⁸, T.N. Pham⁵⁹, M. Pierini¹⁷, S. Playfer⁵⁴, G. Polesello⁶⁰, A. Policicchio²⁴, A. Poschenrieder¹⁸, P. Raimondi⁵², S. Recksiegel¹⁸, P. Řežňáček²⁷, A. Robert⁶¹, S. Robertson⁶², J.L. Rosner⁶³, G. Ruggiero¹⁷, A. Sarti⁵², O. Schneider⁶⁴, F. Schwab⁶⁵, L. Silvestrini⁴, S. Simula²², S. Sivoklokov⁵⁶, P. Slavich⁶⁶, C. Smith⁶⁷, M. Smizanska⁶⁸, A. Soni⁶⁹, T. Speer⁴⁰, P. Spradlin³⁶, M. Spranger¹⁸, A. Starodumov⁴⁸, B. Stech⁷⁰, A. Stocchi⁷¹, S. Stone¹, C. Tarantino²², F. Teubert¹⁷, S. T'Jampens¹², K. Toms⁵⁶, K. Trabelsi⁴¹, S. Trine⁵, S. Uhlig¹⁸, V. Vagnoni⁷², J.J. van Hunen⁶⁴, G. Weiglein³, A. Weiler²⁰, G. Wilkinson³⁶, Y. Xie⁵⁴, M. Yamauchi⁴¹, G. Zhu⁷³, J. Zupan³¹, R. Zwicky³.

¹ Syracuse University, Syracuse, NY, USA

² Carleton University, Ottawa, Canada

³ Durham University, IPPP, Durham, UK

⁴ Università di Roma La Sapienza and INFN, Rome, Italy

⁵ Universität Karlsruhe, Germany

⁶ RWTH Aachen, Aachen, Germany

⁷ Fermi National Accelerator Laboratory, Batavia, IL, USA

⁸ Queen Mary, University of London, United Kingdom

⁹ University of Notre Dame, Notre Dame, IN, USA

¹⁰ Technische Universität München, Garching and Max-Planck-Institut für Physik, München, Germany

*Report of Working Group 2 of the CERN Workshop “Flavour in the era of the LHC”, Geneva, Switzerland, November 2005 – March 2007.

- 11 *Institut für Physik, Universität Dortmund, Germany*
- 12 *LAPP, Université de Savoie, IN2P3-CNRS, Annecy-le-Vieux, France*
- 13 *ICTP, Trieste, Italy and National Central University, Taiwan*
- 14 *University of Hawaii at Manoa, Honolulu, HI, USA*
- 15 *University of Bergen, Norway*
- 16 *Ludwig-Maximilians-Universität München, München, Germany*
- 17 *CERN, Geneva, Switzerland*
- 18 *Technische Universität München, Garching, Germany*
- 19 *The University of Liverpool, Liverpool, United Kingdom*
- 20 *Cornell University, Ithaca, NY, USA*
- 21 *University of Florida, Gainesville, FL, USA*
- 22 *Università di Roma Tre and INFN, Rome, Italy*
- 23 *INFN Bari, Italy*
- 24 *Università di Calabria and INFN Cosenza, Italy*
- 25 *LPT, CNRS/Université de Paris-Sud 11, Orsay, France*
- 26 *University of Cambridge, Cambridge, United Kingdom*
- 27 *IPNP, Charles University in Prague, Czech Republic*
- 28 *NIC, FZ Jülich and DESY Zeuthen, Jülich, Germany*
- 29 *Imperial College, London, United Kingdom*
- 30 *ETH, Zürich and PSI, Villigen, Switzerland*
- 31 *Ljubljana University and Jozef Stefan Institute, Ljubljana, Slovenia*
- 32 *Universität Siegen, Siegen, Germany*
- 33 *Università di Torino and INFN, Torino, Italy*
- 34 *University of Warwick, Coventry, United Kingdom*
- 35 *Università di Pisa, SNS and INFN, Pisa, Italy*
- 36 *University of Oxford, Oxford, United Kingdom*
- 37 *University of Ljubljana, Slovenia*
- 38 *CERN, Geneva, Switzerland and ITEP, Moscow, Russia*
- 39 *Technion, Haifa, Israel*
- 40 *Universität Zürich, Zürich, Switzerland*
- 41 *KEK and Graduate University for Advanced Studies (Sokendai), Tsukuba, Japan*
- 42 *IFCA, Santander, Spain*
- 43 *CalTech, Pasadena, CA, USA*
- 44 *CERN, Geneva, Switzerland and SLAC, Stanford, CA, USA*
- 45 *Nagoya University, Nagoya, Japan*
- 46 *Saga University, Saga, Japan*
- 47 *SNS and INFN, Pisa and INFN, LNF, Frascati, Italy*
- 48 *ETH, Zürich, Switzerland*
- 49 *Universität Regensburg, Regensburg, Germany*
- 50 *Institut für Hochenergiephysik, Österreichische Akademie der Wissenschaften, Wien, Austria*
- 51 *Institut für Hochenergiephysik, Österreichische Akademie der Wissenschaften, Wien, Austria and Nuclear Physics Institute, Moscow State University, Moscow, Russia*
- 52 *INFN, LNF, Frascati, Italy*
- 53 *CERN, Geneva, Switzerland and Warsaw University, Warsaw, Poland*
- 54 *University of Edinburgh, Edinburgh, United Kingdom*
- 55 *Rensselaer Polytechnic Institute, Troy, NY, USA*
- 56 *Skobeltsin Institute of Nuclear Physics, Lomonosov Moscow State University, Russia*
- 57 *Università di Genova and INFN, Genova, Italy*
- 58 *Wayne State University, Detroit, MI, USA*
- 59 *Ecole Polytechnique, CNRS, Palaiseau, France*

- ⁶⁰ *Università di Pavia and INFN, Pavia, Italy*
- ⁶¹ *Université de Clermont-Ferrand, Clermont-Ferrand, France*
- ⁶² *McGill University and IPP, Canada*
- ⁶³ *Enrico Fermi Institute, University of Chicago, Chicago, IL, USA*
- ⁶⁴ *Ecole Polytechnique Fédérale de Lausanne (EPFL), Lausanne, Switzerland*
- ⁶⁵ *Universitat Autònoma de Barcelona, IFAE, Barcelona, Spain*
- ⁶⁶ *CERN, Geneva, Switzerland and LAPTH, Annecy-le-Vieux, France*
- ⁶⁷ *Universität Bern, Bern, Switzerland*
- ⁶⁸ *Lancaster University, Lancaster, United Kingdom*
- ⁶⁹ *Brookhaven National Laboratory, Upton, NY, USA*
- ⁷⁰ *Universität Heidelberg, Heidelberg, Germany*
- ⁷¹ *LAL, IN2P3-CNRS and Université de Paris-Sud, Orsay, France*
- ⁷² *Università di Bologna and INFN, Bologna, Italy*
- ⁷³ *Universität Hamburg, Hamburg, Germany*

Abstract

The present report documents the results of Working Group 2: B , D and K decays, of the workshop on Flavour in the Era of the LHC, held at CERN from November 2005 through March 2007.

With the advent of the LHC, we will be able to probe New Physics (NP) up to energy scales almost one order of magnitude larger than it has been possible with present accelerator facilities. While direct detection of new particles will be the main avenue to establish the presence of NP at the LHC, indirect searches will provide precious complementary information, since most probably it will not be possible to measure the full spectrum of new particles and their couplings through direct production. In particular, precision measurements and computations in the realm of flavour physics are expected to play a key role in constraining the unknown parameters of the Lagrangian of any NP model emerging from direct searches at the LHC.

The aim of Working Group 2 was twofold: on one hand, to provide a coherent, up-to-date picture of the status of flavour physics before the start of the LHC; on the other hand, to initiate activities on the path towards integrating information on NP from high- p_T and flavour data.

This report is organized as follows. In Sec. 1, we give an overview of NP models, focusing on a few examples that have been discussed in some detail during the workshop, with a short description of the available computational tools for flavour observables in NP models. Sec. 2 contains a concise discussion of the main theoretical problem in flavour physics: the evaluation of the relevant hadronic matrix elements for weak decays. Sec. 3 contains a detailed discussion of NP effects in a set of flavour observables that we identified as “benchmark channels” for NP searches. The experimental prospects for flavour physics at future facilities are discussed in Sec. 4. Finally, Sec. 5 contains some assessments on the work done at the workshop and the prospects for future developments.

Contents

1	New physics scenarios	6
1.1	Overview	6
1.2	Model-independent approaches	7
1.3	SUSY models	17
1.4	Non-supersymmetric extensions of the Standard Model	25
1.5	Tools for flavour physics and beyond	29
2	Weak decays of hadrons and QCD	34
2.1	Overview	34
2.2	Charmless two-body B decays	35
2.3	Light-cone QCD sum rules	43
2.4	Lattice QCD	48
3	New physics in benchmark channels	55
3.1	Radiative penguin decays	55
3.2	Electroweak penguin decays	62
3.3	Neutrino modes	77
3.4	Very rare decays	88
3.5	UT angles from tree decays	99
3.6	B -meson mixing	115
3.7	Hadronic $b \rightarrow s$ and $b \rightarrow d$ transitions	127
3.8	Kaon decays	142
3.9	Charm physics	154
4	Prospects for future facilities	186
4.1	On the physics case of a Super Flavour Factory	186
4.2	Super B proposal	204
4.3	Accelerator design of SuperKEKB	208
4.4	LHCb upgrade	211
5	Assessments	218
5.1	New-physics patterns and correlations	218
5.2	Correlations between FCNC processes	219
5.3	Connection to high-energy physics	221
5.4	Discrimination between new physics scenarios	240

1 New physics scenarios

1.1 Overview

The Standard Model (SM) of electroweak and strong interactions describes with an impressive accuracy all experimental data on particle physics up to energies of the order of the electroweak scale. On the other hand, we know that the SM should be viewed as an effective theory valid up to a scale $\Lambda \sim M_W$, since, among many other things, the SM does not contain a suitable candidate of dark matter and it does not account for gravitational interactions. Viewing the SM as an effective theory, however, poses a series of theoretical questions. First of all, the quadratic sensitivity of the electroweak scale on the cutoff calls for a low value of Λ , in order to avoid excessive fine tuning. Second, several of the higher dimensional operators which appear in the SM effective Lagrangian violate the accidental symmetries of the SM. Therefore, their coefficients must be highly suppressed in order not to clash with the experimental data, in particular in the flavour sector. Unless additional suppression mechanisms are present in the fundamental theory, a cutoff around the electroweak scale is thus phenomenologically not acceptable since it generates higher dimensional operators with large coefficients.

We are facing a formidable task: formulating a natural extension of the SM with a cutoff close to the electroweak scale and with a very strong suppression of additional sources of flavour and CP violation. While the simplest supersymmetric extensions of the SM with minimal flavour and CP violation, such as Minimal Supergravity (MSUGRA) models, seem to be the phenomenologically most viable NP options, it is fair to say that a fully consistent model of SUSY breaking has not been put forward yet. On the other hand, alternative solutions of the hierarchy problem based on extra dimensions have recently become very popular, although they have not yet been tested at the same level of accuracy as the Minimal Supersymmetric Standard Model (MSSM). Waiting for the LHC to discover new particles and shed some light on these fundamental problems, we should consider a range of NP models as wide as possible, in order to be ready to interpret the NP signals that will show up in the near future.

In the following paragraphs, we discuss how flavour and CP violation beyond the SM can be analyzed on general grounds in a model-independent way. We then specialize to a few popular extensions of the SM, such as SUSY and little Higgs models, and present their most relevant aspects in view of our subsequent discussion of NP effects in flavour physics.

1.2 Model-independent approaches

1.2.1 General considerations

In most extensions of the Standard Model (SM), the new degrees of freedom that modify the ultraviolet behavior of the theory appear only around or above the electroweak scale ($v \approx 174$ GeV). As long as we are interested in processes occurring below this scale (such as B , D and K decays), we can integrate out the new degrees of freedom and describe the new-physics effects –in full generality– by means of an Effective Field Theory (EFT) approach. The SM Lagrangian becomes the renormalizable part of a more general local Lagrangian which includes an infinite tower of higher-dimensional operators, constructed in terms of SM fields and suppressed by inverse powers of a scale $\Lambda_{\text{NP}} > v$.

This general bottom-up approach allows us to analyse all realistic extensions of the SM in terms of a limited number of parameters (the coefficients of the higher-dimensional operators). The disadvantage of this strategy is that it does not allow us to establish correlations of New Physics (NP) effects at low and high energies (the scale Λ_{NP} defines the cut-off of the EFT). The number of correlations among different low-energy observables is also very limited, unless some restrictive assumptions about the structure of the EFT are employed.

The generic EFT approach is somehow the opposite of the standard top-down strategy towards NP, where a given theory –and a specific set of parameters– are employed to evaluate possible deviations from the SM. The top-down approach usually allows us to establish several correlations, both at low energies and between low- and high-energy observables. However, the price to pay is the loss of generality. This is quite a high price given our limited knowledge about the physics above the electroweak scale.

An interesting compromise between these two extreme strategies is obtained by implementing specific symmetry restrictions on the EFT. The extra constraints increase the number of correlations in low-energy observables. The experimental tests of such correlations allow us to test/establish general features of the NP model (possibly valid both at low and high energies). In particular, B , D and K decays are extremely useful in determining the flavour-symmetry breaking pattern of the NP model. The EFT approaches based on the Minimal Flavour Violation (MFV) hypothesis and its variations (MFV at large $\tan \beta$, n-MFV, ...) have exactly this goal.

In Sect. 1.2.2 we illustrate some of the main conclusions about NP effects in the flavour sector derived so far within general EFT approaches. In Sect. 1.2.3 we analyse in more detail the MFV hypothesis, discussing: i) the general formulation and the general consequences of this hypothesis; ii) the possible strategies to verify or falsify the MFV assumption from low-energy data; iii) the implementation of the MFV hypothesis in more explicit beyond-the-SM frameworks, such as the Minimal Supersymmetric SM (MSSM) or Grand Unified Theories (GUTs).

1.2.2 Generic EFT approaches and the flavour problem

The NP contributions to the higher-dimensional operators of the EFT should naturally induce large effects in processes which are not mediated by tree-level SM amplitudes, such as meson-antimeson mixing ($\Delta F = 2$ amplitudes) or flavour-changing neutral-current (FCNC) rare decays. Up to now there is no evidence of deviations from the SM in these processes and this implies severe bounds on the effective scale of various dimension-six operators. For instance, the good agreement between SM expectations and experimental determinations of $K^0-\bar{K}^0$ mixing leads to bounds above 10^4 TeV for the effective scale of $\Delta S = 2$ operators, i.e. well above the few TeV range suggested by a natural stabilization of the electroweak-symmetry breaking mechanism. Similar bounds are obtained for the scale of operators contributing to lepton-flavour violating (LFV) transitions in the lepton sector, such as $\mu \rightarrow e\gamma$.

The apparent contradiction between these two determinations of Λ is a manifestation of what in many specific frameworks (supersymmetry, technicolour, etc.) goes under the name of *flavour problem*: if we insist on the theoretical prejudice that new physics has to emerge in the TeV region, we have to conclude that the new theory possesses a highly non-generic flavour structure. Interestingly enough,

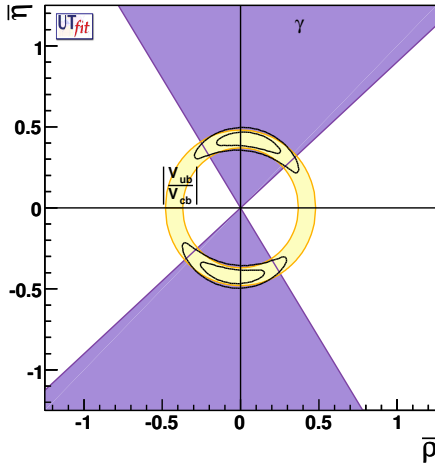


Fig. 1: Constraints on the $\bar{\rho}-\bar{\eta}$ plane using tree-level observables only, from Ref. [7] (see also Ref. [8]).

this structure has not been clearly identified yet, mainly because the SM (the low-energy limit of the new theory), doesn't possess an exact flavour symmetry. Within a model-independent approach, we should try to deduce this structure from data, using the experimental information on FCNC transitions to constrain its form.

1.2.2.1 Bounds on $\Delta F = 2$ operators

In most realistic NP models we can safely neglect NP effects in all cases where the corresponding effective operator is generated at the tree-level within the SM. This general assumption implies that the experimental determination of γ and $|V_{ub}|$ via tree-level processes (see Fig. 1) is free from the contamination of NP contributions. The comparison of the experimental data on meson-antimeson mixing amplitudes (both magnitudes and phases) with the theoretical SM expectations (obtained by means of the tree-level determination of the CKM matrix) allows to derive some of the most stringent constraints on NP models.

In a wide class of beyond-the-SM scenarios we expect sizable and uncorrelated deviations from the SM in the various $\Delta F = 2$ amplitudes.¹ As discussed by several authors [2–6], in this case NP effects can be parameterized in terms of the shift induced in the $B_q-\bar{B}_q$ mixing frequencies ($q = d, s$) and in the corresponding CPV phases,

$$\frac{\langle B_q | H_{\text{eff}}^{\text{full}} | \bar{B}_q \rangle}{\langle B_q | H_{\text{eff}}^{\text{SM}} | \bar{B}_q \rangle} = C_{B_q} e^{2i\phi_{B_q}} = r_q^2 e^{2i\theta_q}, \quad (1)$$

and similarly for the neutral kaon system. The two equivalent parameterizations $[(C_{B_q}, \phi_{B_q})$ or $(r_q, \theta_q)]$ have been shown to facilitate the interpretation of the results of the UTfit [7] and CKMfitter [8] collaborations for the B_d case, shown in Fig. 2.

The main conclusions that can be drawn from the present analyses of new-physics effects in $\Delta F = 2$ amplitudes can be summarized as follows:

- In all the three accessible short-distance amplitudes ($K^0-\bar{K}^0$, $B_d-\bar{B}_d$, and $B_s-\bar{B}_s$) the magnitude of the new-physics amplitude cannot exceed, in size, the SM short-distance contribution. The latter

¹ As discussed for instance in Ref. [1], there is a rather general limit where NP effects in $\Delta F = 2$ amplitudes are expected to be the dominant deviations from the SM in the flavour sector. This happens under the following two general assumptions: i) the effective scale of NP is substantially higher than the electroweak scale; ii) the dimensionless effective couplings ruling $\Delta F = 2$ transitions can be expressed as the square of the corresponding $\Delta F = 1$ coupling, without extra suppression factors.

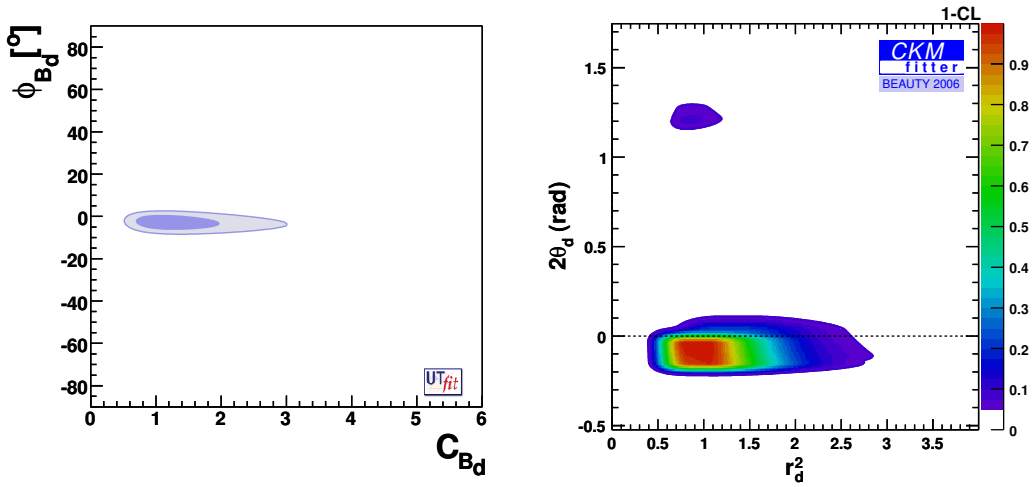


Fig. 2: Constraints on the effective parameters encoding NP effects in the $B_d-\bar{B}_d$ mixing amplitude (magnitude and phase) obtained by the UTfit [7] (left) and CKMfitter [8] (right) collaborations.

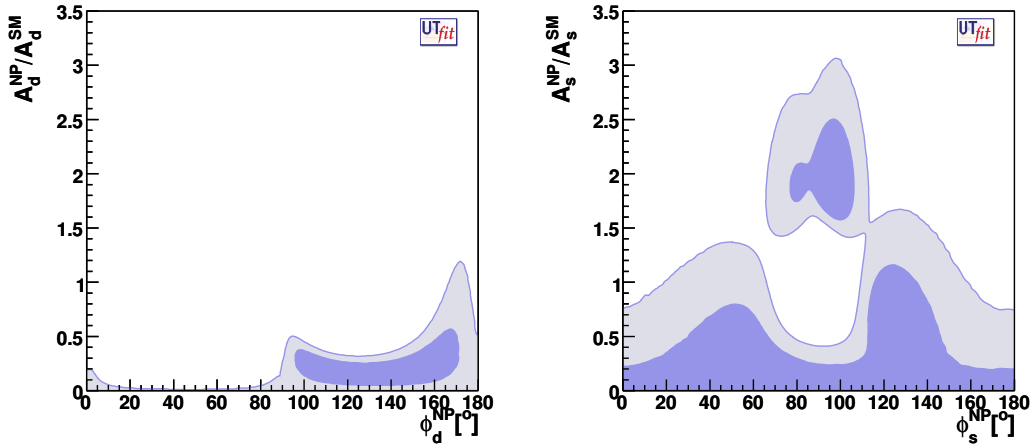


Fig. 3: Constraints on the absolute value and phase (normalized to the SM) of the new physics amplitude in $B_d-\bar{B}_d$ and $B_s-\bar{B}_s$ mixing from ref. [9].

is suppressed both by the GIM mechanism and by the hierarchical structure of the CKM matrix (V):

$$\mathcal{A}_{\text{SM}}^{\Delta F=2} \sim \frac{G_F^2 M_W^2}{2\pi^2} (V_{ti}^* V_{tj})^2 \langle \bar{M} | (\bar{Q}_L^i \gamma^\mu Q_L^j)^2 | M \rangle \quad (2)$$

Therefore, new-physics models with TeV-scale flavoured degrees of freedom and $\mathcal{O}(1)$ flavour-mixing couplings are essentially ruled out. To quantify this statement, we report here the results of the recent analysis of ref. [9]. Writing

$$\mathcal{A}_{\text{NP}}^{\Delta F=2} \sim \frac{C_{ij}^k}{\Lambda^2} \langle \bar{M} | (\bar{Q}^i \Gamma^k Q^j)^2 | M \rangle, \quad (3)$$

where Γ^k is a generic Dirac and colour structure (see ref. [9] for details), one has²

$$\Lambda > \begin{cases} 2 \times 10^5 \text{ TeV} \times |C_{12}^4|^{1/2} \\ 2 \times 10^3 \text{ TeV} \times |C_{13}^4|^{1/2} \\ 3 \times 10^2 \text{ TeV} \times |C_{23}^4|^{1/2} \end{cases}$$

- As clearly shown in Fig. 3, in the $B_d-\bar{B}_d$ case there is still room for a new-physics contribution up to the SM one. However, this is possible only if the new-physics contribution is aligned in phase with respect to the SM amplitude (ϕ_d^{NP} close to zero). Similar, but tighter, constraints hold also for the new physics contribution to the $K^0-\bar{K}^0$ amplitude.
- Contrary to $B_d-\bar{B}_d$ and $K^0-\bar{K}^0$ amplitudes, at present there is only a very loose bound on the CPV phase of the $B_s-\bar{B}_s$ mixing amplitude. This leaves open the possibility of observing a large $\mathcal{A}_{\text{CP}}(B_s \rightarrow J/\Psi\phi)$ at LHCb, which would be a clear signal of physics beyond the SM.

As we will discuss in the following, the first two items listed above find a natural explanation within the so-called hypothesis of Minimal Flavour Violation.

1.2.3 Minimal Flavour Violation

A very reasonable, although quite pessimistic, solution to the flavour problem is the so-called Minimal Flavour Violation (MFV) hypothesis. Under this assumption, which will be formalized in detail below, flavour-violating interactions are linked to the known structure of Yukawa couplings also beyond the SM. As a result, non-standard contributions in FCNC transitions turn out to be suppressed to a level consistent with experiments even for $\Lambda \sim \text{few TeV}$. One of the most interesting aspects of the MFV hypothesis is that it can naturally be implemented within the EFT approach to NP [10]. The effective theories based on this symmetry principle allow us to establish unambiguous correlations among NP effects in various rare decays. These falsifiable predictions are the key ingredients to identify in a model-independent way which are the irreducible sources of flavour symmetry breaking.

1.2.3.1 The MFV hypothesis

The pure gauge sector of the SM is invariant under a large symmetry group of flavour transformations: $\mathcal{G}_{\text{SM}} = \mathcal{G}_q \otimes \mathcal{G}_\ell \otimes U(1)^5$, where

$$\mathcal{G}_q = \text{SU}(3)_{Q_L} \otimes \text{SU}(3)_{U_R} \otimes \text{SU}(3)_{D_R}, \quad \mathcal{G}_\ell = \text{SU}(3)_{L_L} \otimes \text{SU}(3)_{E_R} \quad (4)$$

and three of the five $U(1)$ charges can be identified with baryon number, lepton number and hypercharge [11]. This large group and, particularly the $\text{SU}(3)$ subgroups controlling flavour-changing transitions, is explicitly broken by the Yukawa interaction

$$\mathcal{L}_Y = \bar{Q}_L Y_D D_R H + \bar{Q}_L Y_U U_R H_c + \bar{L}_L Y_E E_R H + \text{h.c.} \quad (5)$$

Since \mathcal{G}_{SM} is already broken within the SM, it would not be consistent to impose it as an exact symmetry beyond the SM: even if absent at the tree-level, the breaking of \mathcal{G}_{SM} would reappear at the quantum level because of the Yukawa interaction. The most restrictive hypothesis we can make to *protect* in a consistent way flavour mixing in the quark sector, is to assume that Y_D and Y_U are the only sources of \mathcal{G}_q breaking also beyond the SM. To implement and interpret this hypothesis in a consistent way, we can assume that \mathcal{G}_q is indeed a good symmetry, promoting $Y_{U,D}$ to be non-dynamical fields (spurions) with non-trivial transformation properties under this symmetry

$$Y_U \sim (3, \bar{3}, 1)_{\mathcal{G}_q}, \quad Y_D \sim (3, 1, \bar{3})_{\mathcal{G}_q}. \quad (6)$$

²The choice $\Gamma^4 = P_L \otimes P_R$ gives the most stringent constraints. Constraints from other operators are up to one order of magnitude weaker.

MFV dim-6 operator	Main observables	Λ [TeV]	
$\frac{1}{2}(\bar{Q}_L Y_U Y_U^\dagger \gamma_\mu Q_L)^2$	$\epsilon_K, \Delta m_{B_d}, \Delta m_{B_s}$	5.9 [+]	8.8 [-]
$e H^\dagger \left(\bar{D}_R Y_D^\dagger Y_U Y_U^\dagger \sigma_{\mu\nu} Q_L \right) F_{\mu\nu}$	$B \rightarrow X_s \gamma$	5.0 [+]	9.0 [-]
$(\bar{Q}_L Y_U Y_U^\dagger \gamma_\mu Q_L)(\bar{L}_L \gamma_\mu L_L)$	$B \rightarrow (X)\ell\bar{\ell}, \quad K \rightarrow \pi\nu\bar{\nu}, (\pi)\ell\bar{\ell}$	3.7 [+]	3.2 [-]
$(\bar{Q}_L Y_U Y_U^\dagger \gamma_\mu Q_L)(H^\dagger i D_\mu H)$	$B \rightarrow (X)\ell\bar{\ell}, \quad K \rightarrow \pi\nu\bar{\nu}, (\pi)\ell\bar{\ell}$	2.0 [+]	2.0 [-]

Table 1: 95% CL bounds on the scale of representative dimension-six operators in the MFV scenario. The constraints are obtained on the single operator, with coefficient $\pm 1/\Lambda^2$ (+ or – denote constructive or destructive interference with the SM amplitude).

If the breaking of the symmetry occurs at very high energy scales –well above the TeV region where the new degrees of freedom necessary to stabilize the Higgs sector should appear– at low-energies we would only be sensitive to the background values of the Y , i.e. to the ordinary SM Yukawa couplings. Employing the effective-theory language, we then define that an effective theory satisfies the criterion of Minimal Flavour Violation in the quark sector if all higher-dimensional operators, constructed from SM and Y fields, are invariant under CP and (formally) under the flavour group \mathcal{G}_q [10].

According to this criterion one should in principle consider operators with arbitrary powers of the (dimensionless) Yukawa fields. However, a strong simplification arises by the observation that all the eigenvalues of the Yukawa matrices are small, but for the top one, and that the off-diagonal elements of the CKM matrix (V_{ij}) are very suppressed. Using the \mathcal{G}_q symmetry, we can rotate the background values of the auxiliary fields Y such that

$$Y_D = \lambda_d, \quad Y_U = V^\dagger \lambda_u, \quad (7)$$

where λ are diagonal matrices and V is the CKM matrix. It is then easy to realize that, similarly to the pure SM case, the leading coupling ruling all FCNC transitions with external down-type quarks is:

$$(\lambda_{\text{FC}})_{ij} = \begin{cases} (Y_U Y_U^\dagger)_{ij} \approx \lambda_t^2 V_{3i}^* V_{3j} & i \neq j, \\ 0 & i = j. \end{cases} \quad (8)$$

The number of relevant dimension-6 effective operators is then strongly reduced (representative examples are reported in Table 1, while the complete list can be found in Ref. [10]).

1.2.3.2 Universal UT and MFV bounds on the effective operators

As originally pointed out in Ref. [12], within the MFV framework several of the constraints used to determine the CKM matrix (and in particular the unitarity triangle) are not affected by NP. In this framework, NP effects are negligible not only in tree-level processes but also in a few clean observables sensitive to loop effects, such as the time-dependent CPV asymmetry in $B_d \rightarrow J/\Psi K_{L,S}$. Indeed the structure of the basic flavour-changing coupling in Eq. (8) implies that the weak CPV phase of B_d – \bar{B}_d mixing is $\arg[(V_{td} V_{tb}^*)^2]$, exactly as in the SM. The determination of the unitarity triangle using only these clean observables (denoted Universal Unitarity Triangle) is shown in Fig. 4.³ This construction provides a natural (a posteriori) justification of why no NP effects have been observed in the quark sector: by construction, most of the clean observables measured at B factories are insensitive to NP effects in this framework.

In Table 1 we report a few representative examples of the bounds on the higher-dimensional operators in the MFV framework. As can be noted, the built-in CKM suppression leads to bounds on the

³The UUT as originally proposed in Ref. [12] includes $\Delta M_{B_d}/\Delta M_{B_s}$ and is therefore valid only in models of CMFV (see Sec. 1.2.3.3). On the other hand, removing $\Delta M_{B_d}/\Delta M_{B_s}$ from the analysis gives a UUT that is valid in any MFV scenario.

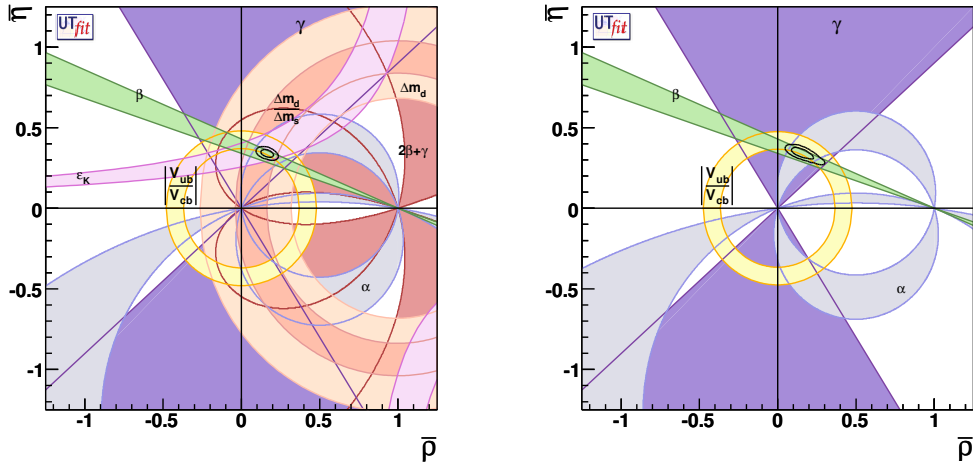


Fig. 4: Fit of the CKM unitarity triangle within the SM (left) and in generic extensions of the SM satisfying the MFV hypothesis (right) [7].

effective scale of new physics not far from the TeV region. These bounds are very similar to the bounds on flavour-conserving operators derived by precision electroweak tests. This observation reinforces the conclusion that a deeper study of rare decays is definitely needed in order to clarify the flavour problem: the experimental precision on the clean FCNC observables required to obtain bounds more stringent than those derived from precision electroweak tests (and possibly discover new physics) is typically in the 1% – 10% range.

Although the MFV seems to be a natural solution to the flavour problem, it should be stressed that we are still very far from having proved the validity of this hypothesis from data. A proof of the MFV hypothesis can be achieved only with a positive evidence of physics beyond the SM exhibiting the flavour pattern (link between $s \rightarrow d$, $b \rightarrow d$, and $b \rightarrow s$ transitions) predicted by the MFV assumption.

1.2.3.3 Comparison with other approaches (CMFV & n-MFV)

The idea that the CKM matrix rules the strength of FCNC transitions also beyond the SM has become a very popular concept in the recent literature and has been implemented and discussed in several works (see e.g. Refs. [12–16]).

It is worth stressing that the CKM matrix represents only one part of the problem: a key role in determining the structure of FCNCs is also played by quark masses, or by the Yukawa eigenvalues. In this respect, the MFV criterion illustrated above provides the maximal protection of FCNCs (or the minimal violation of flavour symmetry), since the full structure of Yukawa matrices is preserved. At the same time, this criterion is based on a renormalization-group-invariant symmetry argument. Therefore, it can be implemented independently of any specific hypothesis about the dynamics of the new-physics framework. The only two assumptions are: i) the flavour symmetry and the sources of its breaking; ii) the number of light degrees of freedom of the theory (identified with the SM fields in the minimal case).

This model-independent structure does not hold in most of the alternative definitions of MFV models that can be found in the literature. For instance, the definition of Ref. [16] (denoted constrained MFV, or CMFV) contains the additional requirement that the effective FCNC operators playing a significant role within the SM are the only relevant ones also beyond the SM. This condition is realized within weakly coupled theories at the TeV scale with only one light Higgs doublet, such as the model with universal extra dimensions analysed in Ref. [17], or the MSSM with small $\tan \beta$ and small μ term. However, it does not hold in other frameworks, such as technicolour models, or the MSSM with large

$\tan \beta$ and/or large μ term (see Sect. 1.2.3.6), whose low-energy phenomenology could still be described using the general MFV criterion discussed in Sect. 1.2.3.1.

Since we are still far from having proved the validity of the MFV hypothesis from data, specific less restrictive symmetry assumptions about the flavour-structure of NP can also be considered. Next-to-minimal MFV frameworks have recently been discussed in Ref. [18, 19]. As shown in Ref. [19], a convenient way to systematically analyse the possible deviations from the MFV ansatz is to introduce additional spurions of the \mathcal{G}_{SM} group.

1.2.3.4 MFV at large $\tan \beta$

If the Yukawa Lagrangian contains only one Higgs field, as in Eq. (5), it necessarily breaks both \mathcal{G}_q and two of the $U(1)$ subgroups of \mathcal{G}_{SM} . In models with more than one Higgs doublet, the breaking mechanisms of \mathcal{G}_q and the $U(1)$ symmetries can be decoupled, allowing a different overall normalization of the $Y_{U,D}$ spurions with respect to the SM case.

A particularly interesting scenario is the two-Higgs-doublet model where the two Higgses are coupled separately to up- and down-type quarks:

$$\mathcal{L}_{Y_0} = \bar{Q}_L Y_D D_R H_D + \bar{Q}_L Y_U U_R H_U + \bar{L}_L Y_E E_R H_D + \text{h.c.} \quad (9)$$

This Lagrangian is invariant under a $U(1)$ symmetry, denoted $U(1)_{\text{PQ}}$, whose only charged fields are D_R and E_R (charge +1) and H_D (charge -1). The U_{PQ} symmetry prevents tree-level FCNCs and implies that $Y_{U,D}$ are the only sources of \mathcal{G}_q breaking appearing in the Yukawa interaction (similar to the one-Higgs-doublet scenario). Coherently with the MFV hypothesis, in order to protect the good agreement between data and SM in FCNCs and $\Delta F = 2$ amplitudes, we assume that $Y_{U,D}$ are the only relevant sources of \mathcal{G}_q breaking appearing in all the low-energy effective operators. This is sufficient to ensure that flavour-mixing is still governed by the CKM matrix, and naturally guarantees a good agreement with present data in the $\Delta F = 2$ sector. However, the extra symmetry of the Yukawa interaction allows us to change the overall normalization of $Y_{U,D}$ with interesting phenomenological consequences in specific rare modes.

The normalization of the Yukawa couplings is controlled by $\tan \beta = \langle H_U \rangle / \langle H_D \rangle$. For $\tan \beta \gg 1$ the smallness of the b quark and τ lepton masses can be attributed to the smallness of $1/\tan \beta$ rather than to the corresponding Yukawa couplings. As a result, for $\tan \beta \gg 1$ we cannot anymore neglect the down-type Yukawa coupling. In this scenario the determination of the effective low-energy Hamiltonian relevant to FCNC processes involves the following three steps:

- construction of the gauge-invariant basis of dimension-six operators (suppressed by Λ^{-2}) in terms of SM fields and two Higgs doublets;
- breaking of $SU(2) \times U(1)_Y$ and integration of the $\mathcal{O}(M_H^2)$ heavy Higgs fields;
- integration of the $\mathcal{O}(M_W^2)$ SM degrees of freedom (top quark and electroweak gauge bosons).

These steps are well separated if we assume the scale hierarchy $\Lambda \gg M_H \gg M_W$. On the other hand, if $\Lambda \sim M_H$, the first two steps can be joined, resembling the one-Higgs-doublet scenario discussed before. The only difference is that now, at large $\tan \beta$, Y_D is not negligible and this requires to enlarge the basis of effective dimension-six operators. From the phenomenological point of view, this implies the breaking of the strong MFV link between K - and B -physics FCNC amplitudes occurring in the one-Higgs-doublet case [10].

A more substantial modification of the one-Higgs-doublet case occurs if we allow sizable sources of $U(1)_{\text{PQ}}$ breaking. It should be pointed out that the $U(1)_{\text{PQ}}$ symmetry cannot be exact: it has to be broken at least in the scalar potential in order to avoid the presence of a massless pseudoscalar Higgs. Even if the breaking of $U(1)_{\text{PQ}}$ and \mathcal{G}_q are decoupled, the presence of $U(1)_{\text{PQ}}$ breaking sources can

have important implications on the structure of the Yukawa interaction. We can indeed consider new dimension-four operators such as

$$\epsilon \bar{Q}_L Y_D D_R (H_U)^c \quad \text{or} \quad \epsilon \bar{Q}_L Y_U Y_U^\dagger Y_D D_R (H_U)^c, \quad (10)$$

where ϵ denotes a generic \mathcal{G}_q -invariant $U(1)_{\text{PQ}}$ -breaking source. Even if $\epsilon \ll 1$, the product $\epsilon \times \tan \beta$ can be $\mathcal{O}(1)$, inducing $\mathcal{O}(1)$ non-decoupling corrections to \mathcal{L}_{Y_0} . As discussed in specific supersymmetric scenarios, for $\epsilon \tan \beta = \mathcal{O}(1)$ the $U(1)_{\text{PQ}}$ -breaking terms induce $\mathcal{O}(1)$ corrections to the down-type Yukawa couplings [20], the CKM matrix elements [21], and the charged-Higgs couplings [22–24]. Moreover, sizable FCNC couplings of the down-type quarks to the heavy neutral Higgs fields are allowed [25–30]. All these effects can be taken into account to all orders with a proper re-diagonalization of the effective Yukawa interaction [10].

Since the b -quark Yukawa coupling becomes $\mathcal{O}(1)$, the large- $\tan \beta$ regime is particularly interesting for helicity-suppressed observables in B physics. One of the clearest phenomenological consequences is a suppression (typically in the 10–50% range) of the $B \rightarrow \ell \nu$ decay rate with respect to its SM expectation [31]. Potentially measurable effects in the 10–30% range are expected also in $B \rightarrow X_s \gamma$ and ΔM_{B_s} . The most striking signature could arise from the rare decays $B_{s,d} \rightarrow \ell^+ \ell^-$, whose rates could be enhanced over the SM expectations by more than one order of magnitude. An enhancement of both $B_s \rightarrow \ell^+ \ell^-$ and $B_d \rightarrow \ell^+ \ell^-$ respecting the MFV relation $\Gamma(B_s \rightarrow \ell^+ \ell^-)/\Gamma(B_d \rightarrow \ell^+ \ell^-) \approx |V_{ts}/V_{td}|^2$ would be an unambiguous signature of MFV at large $\tan \beta$.

Within the EFT approach where all the heavy degrees of freedom except the Higgs fields are integrated out, we cannot establish many other correlations among the helicity-suppressed B -physics observables. However, the scenario becomes quite predictive within a more ambitious EFT: the MSSM with MFV (see Sect. 1.2.3.6). As recently discussed in Ref. [32–34], in the MFV-MSSM with large $\tan \beta$ and heavy squarks, interesting correlations can be established among all the B -physics observables mentioned above and several flavour-conserving observables (both at low and high energies). In particular, while compatible with present B -physics constraints, this scenario can naturally resolve the long-standing $(g-2)_\mu$ anomaly and explain in a natural way, why the lightest Higgs boson has not been observed yet. The predictivity, the high-sensitivity to various B -physics observables, and the natural compatibility with existing data, make this scenario a very interesting benchmark for correlated studies of low- and high-energy data (see Sect. 5).

1.2.3.5 MFV in Grand Unified Theories

Once we accept the idea that flavour dynamics obeys a MFV principle, at least in the quark sector, it is interesting to ask if and how this is compatible with Grand Unified Theories (GUTs), where quarks and leptons sit in the same representations of a unified gauge group. This question has recently been addressed in Ref. [35], considering the exemplifying case of $SU(5)_{\text{gauge}}$.

Within $SU(5)_{\text{gauge}}$, the down-type singlet quarks (D_R^i) and the lepton doublets (L_L^i) belong to the $\bar{\mathbf{5}}$ representation; the quark doublet (Q_L^i), the up-type (U_R^i) and lepton singlets (E_R^i) belong to the $\mathbf{10}$ representation, and finally the right-handed neutrinos (ν_R^i) are singlets. In this framework the largest group of flavour transformation commuting with the gauge group is $\mathcal{G}_{\text{GUT}} = SU(3)_{\bar{\mathbf{5}}} \times SU(3)_{\mathbf{10}} \times SU(3)_1$, which is smaller than the direct product of the quark and lepton flavour groups compatible with the SM gauge sector: $\mathcal{G}_q \times \mathcal{G}_l$. We should therefore expect some violations of the MFV predictions, either in the quark sector, or in the lepton sector, or in both (a review of the MFV predictions for the lepton sector [36] can be found in the WG3 section of this report).

A phenomenologically acceptable description of the low-energy fermion mass matrices requires the introduction of at least four irreducible sources of \mathcal{G}_{GUT} breaking. From this point of view the situation is apparently similar to the non-unified case: the four \mathcal{G}_{GUT} spurions can be put in one-to-one correspondence with the low-energy spurions $Y_{U,D,E}$ plus the neutrino Yukawa coupling Y_ν (which

is the only low-energy spurion in the neutrino sector assuming an approximately degenerate heavy ν_R spectrum). However, the smaller flavour group does not allow the diagonalization of Y_D and Y_E (which transform in the same way under \mathcal{G}_{GUT}) in the same basis. As a result, two additional mixing matrices can appear in the expressions for flavour changing rates [35]. The hierarchical texture of the new mixing matrices is known since they reduce to the identity matrix in the limit $Y_E^T = Y_D$. Taking into account this fact, and analysing the structure of the allowed higher-dimensional operators, a number of reasonably firm phenomenological consequences can be deduced [35]:

- There is a well defined limit in which the standard MFV scenario for the quark sector is fully recovered: $|Y_\nu| \ll 1$ and small $\tan \beta$. The upper bound on the neutrino Yukawa couplings implies an upper bound on the heavy neutrino masses (M_ν). In the limit of a degenerate heavy neutrino spectrum, this bound is about 10^{12} GeV. For $M_\nu \sim 10^{12}$ GeV and small $\tan \beta$, deviations from the standard MFV pattern can be expected in rare K decays but not in B physics.⁴ Ignoring fine-tuned scenarios, $M_\nu \gg 10^{12}$ GeV is excluded by the present constraints on quark FCNC transitions. Independently from the value of M_ν , deviations from the standard MFV pattern can appear both in K and in B physics for $\tan \beta \gtrsim m_t/m_b$.
- Contrary to the non-GUT MFV framework for the lepton sector, the rate for $\mu \rightarrow e\gamma$ and other LFV decays cannot be arbitrarily suppressed by lowering the mass of the heavy ν_R . This fact can easily be understood by noting that the GUT group allows also M_ν -independent contributions to LFV decays proportional to the quark Yukawa couplings. The latter become competitive for $M_\nu \lesssim 10^{12}$ GeV and their contribution is such that for $\Lambda \lesssim 10$ TeV the $\mu \rightarrow e\gamma$ rate is above 10^{-13} (i.e. within the reach of MEG [37]).
- Within this framework improved experimental searches on $\tau \rightarrow \mu\gamma$ and $\tau \rightarrow e\gamma$ are a key tool: they are the best observables to discriminate the relative size of the non-GUT MFV contributions with respect to the GUT ones. In particular, if the quark-induced terms turn out to be dominant, the $\mathcal{B}(\tau \rightarrow \mu\gamma)/\mathcal{B}(\mu \rightarrow e\gamma)$ ratio could reach values of $\mathcal{O}(10^{-4})$, allowing $\tau \rightarrow \mu\gamma$ to be just below the present exclusion bounds.

1.2.3.6 The MFV hypothesis in the MSSM

A detailed discussion of the so-called Minimal Supersymmetric extension of the SM will be presented in Sect. 1.3. Here we limit ourself to analyse how the MFV hypothesis can be implemented in this framework, and to briefly summarise its main implications.

It is first worth to recall that the adjective *minimal* in the MSSM acronyms refers to the particle content of the model and not to its flavour structure. In general, the MSSM contains a huge number of free parameters and most of them are related to the flavour structure of the model (sfermion masses and trilinear couplings). Since the new degrees of freedom (in particular the squark fields) have well-defined transformation properties under the quark-flavour group \mathcal{G}_q , the MFV hypothesis can easily be implemented in this framework following the general rules outlined in Sect. 1.2.3.1: we need to consider all possible interactions compatible with i) softly-broken supersymmetry; ii) the breaking of \mathcal{G}_q via the spurion fields $Y_{U,D}$. This allows to express the squark mass terms and the trilinear quark-squark-Higgs couplings as follows [10, 38]:

$$\tilde{m}_{Q_L}^2 = \tilde{m}^2 \left(a_1 \mathbb{1} + b_1 Y_U Y_U^\dagger + b_2 Y_D Y_D^\dagger + b_3 Y_D Y_D^\dagger Y_U Y_U^\dagger + b_4 Y_U Y_U^\dagger Y_D Y_D^\dagger + \dots \right), \quad (11)$$

$$\tilde{m}_{U_R}^2 = \tilde{m}^2 \left(a_2 \mathbb{1} + b_5 Y_U^\dagger Y_U + \dots \right), \quad (12)$$

⁴ The conclusion that K decays are the most sensitive probes of possible deviations from the strict MFV ansatz follows from the strong suppression of the $s \rightarrow d$ short-distance amplitude in the SM [$V_{td} V_{ts}^* = \mathcal{O}(10^{-4})$], and goes beyond the hypothesis of an underlying GUT. This is the reason why $K \rightarrow \pi\nu\bar{\nu}$ decays, which are the best probes of $s \rightarrow d$ $\Delta F = 1$ short-distance amplitudes, play a key role in any extension of the SM containing non-minimal sources of flavour symmetry breaking.

$$\tilde{m}_{D_R}^2 = \tilde{m}^2 \left(a_3 \mathbb{1} + b_6 Y_D^\dagger Y_D + \dots \right), \quad (13)$$

$$A_U = A \left(a_4 \mathbb{1} + b_7 Y_D Y_D^\dagger + \dots \right) Y_U, \quad (14)$$

$$A_D = A \left(a_5 \mathbb{1} + b_8 Y_U Y_U^\dagger + \dots \right) Y_D, \quad (15)$$

where the dimensionful parameters \tilde{m} and A set the overall scale of the soft-breaking terms. In Eqs. (11)–(15) we have explicitly shown all independent flavour structures which cannot be absorbed into a redefinition of the leading terms (up to tiny contributions quadratic in the Yukawas of the first two families). When $\tan \beta$ is not too large and the bottom Yukawa coupling is small, the terms quadratic in Y_D can be dropped.

In a bottom-up approach, the dimensionless coefficients a_i and b_i in Eqs. (11)–(15) should be considered as free parameters of the model. Note that this structure is renormalization-group invariant: the values of a_i and b_i change according to the Renormalization Group (RG) flow, but the general structure of Eqs. (11)–(15) is unchanged. This is not the case if the b_i are set to zero (corresponding to the so-called hypothesis of flavour universality). If this hypothesis is set as initial condition at some high-energy scale M , then non vanishing $b_i \sim (1/4\pi)^2 \ln M^2/\tilde{m}^2$ are generated by the RG evolution. This is for instance what happens in models with gauge-mediated supersymmetry breaking [39–41], where the scale M is identified with the mass of the hypothetical messenger particles.

Using the soft terms in Eqs. (11)–(15), the physical 6×6 squark-mass matrices, after electroweak symmetry breaking, are given by

$$\begin{aligned} \tilde{M}_U^2 &= \begin{pmatrix} \tilde{m}_{Q_L}^2 + Y_U Y_U^\dagger v_U^2 + \left(\frac{1}{2} - \frac{2}{3} s_W^2\right) M_Z^2 \cos 2\beta & (A_U - \mu Y_U \cot \beta) v_U \\ (A_U - \mu Y_U \cot \beta)^\dagger v_U & \tilde{m}_{U_R}^2 + Y_U^\dagger Y_U v_U^2 + \frac{2}{3} s_W^2 M_Z^2 \cos 2\beta \end{pmatrix}, \\ \tilde{M}_D^2 &= \begin{pmatrix} \tilde{m}_{Q_L}^2 + Y_D Y_D^\dagger v_D^2 - \left(\frac{1}{2} - \frac{1}{3} s_W^2\right) M_Z^2 \cos 2\beta & (A_D - \mu Y_D \tan \beta) v_D \\ (A_D - \mu Y_D \tan \beta)^\dagger v_D & \tilde{m}_{D_R}^2 + Y_D^\dagger Y_D v_D^2 - \frac{1}{3} s_W^2 M_Z^2 \cos 2\beta \end{pmatrix}. \end{aligned} \quad (16)$$

where μ is the higgsino mass parameter and $v_{U,D} = \langle H_{U,D} \rangle$ ($\tan \beta = v_U/v_D$). The eigenvalues of these mass matrices are not degenerate; however, the mass splittings are tightly constrained by the specific (Yukawa-type) symmetry-breaking pattern.

If we are interested only in low-energy processes we can integrate out the supersymmetric particles at one loop and project this theory into the general EFT discussed in the previous sections. In this case the coefficients of the dimension-six effective operators written in terms of SM and Higgs fields (see Table 1) are computable in terms of the supersymmetric soft-breaking parameters. We stress that if $\tan \beta \gg 1$ (see Sect. 1.2.3.4) and/or if μ is large enough [42], the relevant operators thus obtained go beyond the restricted basis of the CMFV scenario [16]. The typical effective scale suppressing these operators (assuming an overall coefficient $1/\Lambda^2$) is

$$\Lambda \sim 4\pi \tilde{m}. \quad (17)$$

Looking at the bounds in Table 1, we then conclude that if MFV holds, the present bounds on FCNCs do not exclude squarks in the few hundred GeV mass range, i.e. well within the LHC reach.

It is finally worth recalling that the integration of the supersymmetric degrees of freedom may also lead to sizable modifications of the renormalizable operators and, in particular, of the effective Yukawa interactions. As a result, in an effective field theory with supersymmetric degrees of freedom, the relations between $Y_{U,D}$ and the physical quark masses and CKM angles are potentially modified. As already pointed out in Sect. 1.2.3.4, this effect is particularly relevant in the large $\tan \beta$ regime.

1.3 SUSY models

1.3.1 FCNC and SUSY

The generation of fermion masses and mixings (“flavour problem”) gives rise to a first and important distinction among theories of new physics beyond the electroweak standard model.

One may conceive a kind of new physics that is completely “flavour blind”, i.e. new interactions that have nothing to do with the flavour structure. To provide an example of such a situation, consider a scheme where flavour arises at a very large scale (for instance the Planck mass) while new physics is represented by a supersymmetric extension of the SM with supersymmetry broken at a much lower scale and with the SUSY breaking transmitted to the observable sector by flavour-blind gauge interactions. In this case one may think that the new physics does not cause any major change to the original flavour structure of the SM, namely that the pattern of fermion masses and mixings is compatible with the numerous and demanding tests of flavour changing neutral currents.

Alternatively, one can conceive a new physics that is entangled with the flavour problem. As an example consider a technicolour scheme where fermion masses and mixings arise through the exchange of new gauge bosons which mix together ordinary and technifermions. Here we expect (correctly enough) new physics to have potential problems in accommodating the usual fermion spectrum with the adequate suppression of FCNC. As another example of new physics that is not flavour blind, take a more conventional SUSY model which is derived from a spontaneously broken N=1 supergravity and where the SUSY breaking information is conveyed to the ordinary sector of the theory through gravitational interactions. In this case we may expect that the scale at which flavour arises and the scale of SUSY breaking are not so different and possibly the mechanism of SUSY breaking and transmission itself is flavour-dependent. Under these circumstances we may expect a potential flavour problem to arise, namely that SUSY contributions to FCNC processes are too large.

The potentiality of probing SUSY in FCNC phenomena was readily realized when the era of SUSY phenomenology started in the early 80’s [43, 44]. In particular, the major implication that the scalar partners of quarks of the same electric charge but belonging to different generations had to share a remarkably high mass degeneracy was emphasized.

Throughout the large amount of work in the past decades it became clearer and clearer that generically talking of the implications of low-energy SUSY on FCNC may be rather misleading. We have a minimal SUSY extension of the SM, the so-called Constrained Minimal Supersymmetric Standard Model (CMSSM), where the FCNC contributions can be computed in terms of a very limited set of unknown new SUSY parameters. Remarkably enough, this minimal model succeeds to pass all FCNC tests unscathed. To be sure, it is possible to severely constrain the SUSY parameter space, for instance using $b \rightarrow s\gamma$, in a way that is complementary to what is achieved by direct SUSY searches at colliders.

However, the CMSSM is by no means equivalent to low-energy SUSY. A first sharp distinction concerns the mechanism of SUSY breaking and transmission to the observable sector that is chosen. As we mentioned above, in models with gauge-mediated SUSY breaking (GMSB models [39, 40, 45–68]) it may be possible to avoid the FCNC threat “ab initio” (notice that this is not an automatic feature of this class of models, but it depends on the specific choice of the sector that transmits the SUSY breaking information, the so-called messenger sector). The other more “canonical” class of SUSY theories that was mentioned above has gravitational messengers and a very large scale at which SUSY breaking occurs. In this brief discussion we focus only on this class of gravity-mediated SUSY breaking models. Even sticking to this more limited choice we have a variety of options with very different implications for the flavour problem.

First, there exists an interesting large class of SUSY realizations where the customary R-parity (which is invoked to suppress proton decay) is replaced by other discrete symmetries which allow either baryon or lepton violating terms in the superpotential. But, even sticking to the more orthodox view of imposing R-parity, we are still left with a large variety of extensions of the MSSM at low energy.

The point is that low-energy SUSY “feels” the new physics at the superlarge scale at which supergravity (i.e., local supersymmetry) broke down. In the past years we have witnessed an increasing interest in supergravity realizations without the so-called flavour universality of the terms which break SUSY explicitly. Another class of low-energy SUSY realizations, which differ from the MSSM in the FCNC sector, is obtained from SUSY-GUT’s. The interactions involving superheavy particles in the energy range between the GUT and the Planck scale bear important implications for the amount and kind of FCNC that we expect at low energy [69–71].

1.3.2 FCNC in SUSY without R-parity

It is well known that in the SM case the imposition of gauge symmetry and the usual gauge assignment of the 15 elementary fermions of each family lead to the automatic conservation of baryon and lepton numbers (this is true at any order in perturbation theory).

On the contrary, imposing in addition to the usual $SU(3) \otimes SU(2) \otimes U(1)$ gauge symmetry an N=1 global SUSY does not prevent the appearance of terms which explicitly break B or L [72, 73]. Indeed, the superpotential reads:

$$W = h^U Q H_U u^c + h^D Q H_D d^c + h^L L H_D e^c + \mu H_U H_D + \mu' H_U L + \lambda''_{ijk} u_i^c d_j^c d_k^c + \lambda'_{ijk} Q_i L_j d_k^c + \lambda_{ijk} L_i L_j e_k^c, \quad (18)$$

where the chiral matter superfields Q , u^c , d^c , L , e^c , H_U and H_D transform under the above gauge symmetry as:

$$\begin{aligned} Q &\equiv (3, 2, 1/6); & u^c &\equiv (\bar{3}, 1, -2/3); & d^c &\equiv (\bar{3}, 1, 1/3); \\ L &\equiv (1, 2, -1/2); & e^c &\equiv (1, 1, 1); & H_U &\equiv (1, 2, 1/2); & H_D &\equiv (1, 2, -1/2). \end{aligned} \quad (19)$$

The couplings h^U , h^D , h^L are 3×3 matrices in the generation space; i , j and k are generation indices. Using the product of λ' and λ'' couplings it is immediate to construct four-fermion operators leading to proton decay through the exchange of a squark. Even if one allows for the existence of λ' and λ'' couplings only involving the heaviest generation, one can show that the bound on the product $\lambda' \times \lambda''$ of these couplings is very severe (of $O(10^{-7})$) [74].

A solution is that there exists a discrete symmetry, B-parity [75–79], which forbids the B violating terms proportional to λ'' in eq. (18). In that case it is still possible to produce sizable effects in FC processes. Two general features of these R-parity violating contributions are:

1. complete loss of any correlation to the CKM elements. For instance, in the above example, the couplings λ' and λ have nothing to do with the usual angles V_{tb} and V_{ts} which appear in $b \rightarrow sl^+l^-$ in the SM;
2. loss of correlation among different FCNC processes, which are tightly correlated in the SM. For instance, in our example $b \rightarrow dl^+l^-$ would depend on λ' and λ parameters which are different from those appearing in $B_d - \bar{B}_d$ mixing.

In this context it is difficult to make predictions given the arbitrariness of the large number of λ and λ' parameters. There exist bounds on each individual coupling (i.e. assuming all the other L violating couplings are zero) [80, 81].

Obviously, the most practical way of avoiding any threat of B and L violating operators is to forbid all such terms in eq. (18). This is achieved by imposing the usual R matter parity. This quantum number is +1 for every ordinary particle and -1 for SUSY partners. We now turn to FCNC in the framework of low-energy SUSY with R parity.

1.3.3 FCNC in SUSY with R-parity - CMSSM framework

Even when R parity is imposed the FCNC challenge is not over. It is true that in this case, analogously to what happens in the SM, no tree level FCNC contributions arise. However, it is well-known that this is a necessary but not sufficient condition to consider the FCNC problem overcome. The loop contributions to FCNC in the SM exhibit the presence of the GIM mechanism and we have to make sure that in the SUSY case with R parity some analog of the GIM mechanism is active.

To give a qualitative idea of what we mean by an effective super-GIM mechanism, let us consider the following simplified situation where the main features emerge clearly. Consider the SM box diagram responsible for $K^0 - \bar{K}^0$ mixing and take only two generations, i.e. only the up and charm quarks run in the loop. In this case the GIM mechanism yields a suppression factor of $O((m_c^2 - m_u^2)/M_W^2)$. If we replace the W boson and the up quarks in the loop with their SUSY partners and we take, for simplicity, all SUSY masses of the same order, we obtain a super-GIM factor which looks like the GIM one with the masses of the superparticles instead of those of the corresponding particles. The problem is that the up and charm squarks have masses which are much larger than those of the corresponding quarks. Hence the super-GIM factor tends to be of $O(1)$ instead of being $O(10^{-3})$ as it is in the SM case. To obtain this small number we would need a high degeneracy between the mass of the charm and up squarks. It is difficult to think that such a degeneracy may be accidental. After all, since we invoked SUSY for a naturalness problem (the gauge hierarchy issue), we should avoid invoking a fine-tuning to solve its problems! Then one can turn to some symmetry reason. For instance, just sticking to this simple example that we are considering, one may think that the main bulk of the charm and up squark masses is the same, i.e. the mechanism of SUSY breaking should have some universality in providing the mass to these two squarks with the same electric charge. Another possibility one may envisage is that the masses of the squarks are quite high, say above few TeV's. Then even if they are not so degenerate in mass, the overall factor in front of the four-fermion operator responsible for the kaon mixing becomes smaller and smaller (it decreases quadratically with the mass of the squarks) and, consequently, one can respect the experimental result. We see from this simple example that the issue of FCNC may be closely linked to the crucial problem of how we break SUSY.

We now turn to some more quantitative considerations. We start by discussing the different degrees of concern that FCNC raise according to the specific low-energy SUSY realization one has in mind. In this section we will consider FCNC in the CMSSM realizations. In Sect. 1.3.4 we will deal with CP-violating FCNC phenomena in the same context. After discussing these aspects in the CMSSM we will provide bounds from FCNC and CP violation in a generic SUSY extension of the SM (Sect. 1.3.5).

Obviously the reference frame for any discussion in a specific SUSY scheme is the MSSM. Although the name seems to indicate a well-defined particle model, we can identify at least two quite different classes of low-energy SUSY models. First, we have the CMSSM, the minimal SUSY extension of the SM (i.e. with the smallest needed number of superfields) with R-parity, radiative breaking of the electroweak symmetry, universality of the soft breaking terms and simplifying relations at the GUT scale among SUSY parameters. In this *constrained* version, the MSSM exhibits only four free parameters in addition to those of the SM, and is an example of a SUSY model with MFV. Moreover, some authors impose specific relations between the two parameters A and B that appear in the trilinear and bilinear scalar terms of the soft breaking sector, further reducing the number of SUSY free parameters to three. Then, all SUSY masses are just functions of these few independent parameters and, hence, many relations among them exist.

In SUSY there are five classes of one-loop diagrams that contribute to FCNC and CP violating processes. They are distinguished according to the virtual particles running in the loop: W and up-quarks, charged Higgs and up-quarks, charginos and up-squarks, neutralinos and down-squarks, gluinos and down-squarks. It turns out that, in this *constrained* version of the MSSM, at low or moderate $\tan \beta$ the charged Higgs and chargino exchanges yield the dominant SUSY contributions, while at large $\tan \beta$ Higgs-mediated effects become dominant.

Obviously this very minimal version of the MSSM can be very predictive. The most powerful constraint on this minimal model in the FCNC context comes from $b \rightarrow s\gamma$ [23, 82–84]. For large values of $\tan\beta$, strong constraints are also obtained from the upper bound on $B_s \rightarrow \mu^+\mu^-$, from ΔM_s and from $B(B \rightarrow \tau\nu)$ [27–30, 32, 85]. No observable deviations from the SM predictions in other FCNC processes are expected, given the present experimental and theoretical uncertainties.

It should be kept in mind that the above stringent results strictly depend not only on the minimality of the model in terms of the superfields that are introduced, but also on the “boundary” conditions that are chosen. All the low-energy SUSY masses are computed in terms of the four SUSY parameters at the Planck scale M_{Pl} through the RG evolution. If one relaxes this tight constraint on the relation of the low-energy quantities and treats the masses of the SUSY particles as independent parameters, then much more freedom is gained. This holds true even in the MSSM with MFV at small or moderate $\tan\beta$: sizable SUSY effects can be present both in meson-antimeson mixing and in rare decays [86], in particular for light stop and charginos.

Moreover, flavour universality is by no means a prediction of low-energy SUSY. The absence of flavour universality of soft-breaking terms may result from radiative effects at the GUT scale or from effective supergravities derived from string theory. For instance, even starting with an exact universality of the soft breaking terms at the Planck scale, in a SUSY GUT scheme one has to consider the running from this latter scale to the GUT scale. Due to the large value of the top Yukawa coupling and to the fact that quarks and lepton superfields are in common GUT multiplets, we may expect the tau slepton mass to be conspicuously different from that of the first two generation sleptons at the end of this RG running. This lack of universality at the GUT scale may lead to large violations of lepton flavour number yielding, for instance, $\mu \rightarrow e\gamma$ at a rate in the ball park of observability [87]. In the non-universal case, most FCNC processes receive sizable SUSY corrections, and indeed flavour physics poses strong constraints on the parameter space of SUSY models without MFV.

1.3.4 CP violation in the CMSSM

CP violation has a major potential to exhibit manifestations of new physics beyond the standard model. Indeed, it is quite a general feature that new physics possesses new CP violating phases in addition to the Cabibbo-Kobayashi-Maskawa (CKM) phase (δ_{CKM}) or, even in those cases where this does not occur, δ_{CKM} shows up in interactions of the new particles, hence with potential departures from the SM expectations. Moreover, although the SM is able to account for the observed CP violation, the possibility of large NP contributions to CP violation in $b \rightarrow s$ transitions is still open (see sec. 3.7 and ref. [88] for recent reviews). The detection of CP violation in B_s mixing and the improvement of the measurements of CP asymmetries in $b \rightarrow s$ penguin decays will constitute a crucial test of the CKM picture within the SM. Again, on general grounds, we expect new physics to provide departures from the SM CKM scenario. A final remark on reasons that make us optimistic in having new physics playing a major role in CP violation concerns the matter-antimatter asymmetry in the universe. Starting from a baryon-antibaryon symmetric universe, the SM is unable to account for the observed baryon asymmetry. The presence of new CP-violating contributions when one goes beyond the SM looks crucial to produce an efficient mechanism for the generation of a satisfactory ΔB asymmetry.

The above considerations apply well to the new physics represented by low-energy supersymmetric extensions of the SM. Indeed, as we will see below, supersymmetry introduces CP violating phases in addition to δ_{CKM} and, even if one envisages particular situations where such extra-phases vanish, the phase δ_{CKM} itself leads to new CP-violating contributions in processes where SUSY particles are exchanged. CP violation in $b \rightarrow s$ transitions has a good potential to exhibit departures from the SM CKM picture in low-energy SUSY extensions, although, as we will discuss, the detectability of such deviations strongly depends on the regions of the SUSY parameter space under consideration.

In this section we will deal with CP violation in the context of the CMSSM. In Sec. 1.3.5 we will discuss the CP issue in a model-independent approach.

In the CMSSM two new “genuine” SUSY CP-violating phases are present. They originate from the SUSY parameters μ , M , A and B . The first of these parameters is the dimensionful coefficient of the $H_u H_d$ term of the superpotential. The remaining three parameters are present in the sector that softly breaks the N=1 global SUSY. M denotes the common value of the gaugino masses, A is the trilinear scalar coupling, while B denotes the bilinear scalar coupling. In our notation all these three parameters are dimensionful. The simplest way to see which combinations of the phases of these four parameters are physical [89] is to notice that for vanishing values of μ , M , A and B the theory possesses two additional symmetries [90]. Indeed, letting B and μ vanish, a $U(1)$ Peccei-Quinn symmetry arises, which in particular rotates H_u and H_d . If M , A and B are set to zero, the Lagrangian acquires a continuous $U(1)$ R symmetry. Then we can consider μ , M , A and B as spurions which break the $U(1)_{PQ}$ and $U(1)_R$ symmetries. In this way the question concerning the number and nature of the meaningful phases translates into the problem of finding the independent combinations of the four parameters which are invariant under $U(1)_{PQ}$ and $U(1)_R$ and determining their independent phases. There are three such independent combinations, but only two of their phases are independent. We use here the commonly adopted choice:

$$\Phi_A = \arg(A^* M), \quad \Phi_B = \arg(B^* M). \quad (20)$$

The main constraints on Φ_A and Φ_B come from their contribution to the electric dipole moments of the neutron and of the electron. For instance, the effect of Φ_A and Φ_B on the electric and chromoelectric dipole moments of the light quarks (u , d , s) lead to a contribution to d_N^e of order

$$d_N^e \sim 2 \left(\frac{100 \text{ GeV}}{\tilde{m}} \right)^2 \sin \Phi_{A,B} \times 10^{-23} \text{ e cm}, \quad (21)$$

where \tilde{m} here denotes a common mass for squarks and gluinos. We refer the reader to the results of Working Group III for a detailed discussion of the present status of constraints on SUSY from electric dipole moments. We just remark that the present experimental bounds imply that $\Phi_{A,B}$ should be at most of $\mathcal{O}(10^{-2})$, unless one pushes SUSY masses up to $\mathcal{O}(1 \text{ TeV})$.

In view of the previous considerations most authors dealing with the CMSSM prefer to simply put Φ_A and Φ_B equal to zero. Actually, one may argue in favour of this choice by considering the soft breaking sector of the MSSM as resulting from SUSY breaking mechanisms which force Φ_A and Φ_B to vanish. For instance, it is conceivable that both A and M originate from the same source of $U(1)_R$ breaking. Since Φ_A “measures” the relative phase of A and M , in this case it would “naturally” vanish. In some specific models it has been shown [40] that through an analogous mechanism also Φ_B may vanish.

If $\Phi_A = \Phi_B = 0$, then the novelty of the CMSSM in CP violating contributions merely arises from the presence of the CKM phase in loops with SUSY particles [89, 91–96]. The crucial point is that the usual GIM suppression, which plays a major role in evaluating ε and ε' in the SM, is replaced in the MSSM case by a super-GIM cancellation, which has the same “power” of suppression as the original GIM (see previous section). Again also in the MSSM, as it is the case in the SM, the smallness of ε and ε' is guaranteed not by the smallness of δ_{CKM} , but rather by the small CKM angles and/or small Yukawa couplings. By the same token, we do not expect any significant departure of the MSSM from the SM predictions also concerning CP violation in B physics. As a matter of fact, given the large lower bounds on squark and gluino masses, one expects relatively tiny contributions of the SUSY loops in ε or ε' in comparison with the normal W loops of the SM. Let us be more detailed on this point. In the MSSM the gluino exchange contribution to FCNC is subleading with respect to chargino (χ^\pm) and charged Higgs (H^\pm) exchanges. Hence when dealing with CP violating FCNC processes in the MSSM with $\Phi_A = \Phi_B = 0$ one can confine the analysis to χ^\pm and H^\pm loops. If one takes all squarks to be degenerate in mass and heavier than $\sim 200 \text{ GeV}$, then $\chi^\pm - \tilde{q}$ loops are obviously severely penalized with respect to the SM $W - q$ loops (remember that at the vertices the same CKM angles occur in both cases). The only chance to generate sizable contributions to CP violating phenomena is for a light stop and chargino: in this case, sizable departures from the SM predictions are possible [86].

In conclusion, the situation concerning CP violation in the MSSM case with $\Phi_A = \Phi_B = 0$ and exact universality in the soft-breaking sector can be summarized in the following way: the MSSM does not lead to any significant deviation from the SM expectation for CP-violating phenomena as d_N^e , ε , ε' and CP violation in B physics; the only exception to this statement concerns a small portion of the MSSM parameter space where a very light \tilde{t} and χ^+ are present.

1.3.5 Model-independent analysis of FCNC and CP violating processes in SUSY

Given a specific SUSY model it is in principle possible to make a full computation of all the FCNC phenomena in that context. However, given the variety of options for low-energy SUSY which was mentioned in the Introduction (even confining ourselves here to models with R matter parity), it is important to have a way to extract from the whole host of FCNC processes a set of upper limits on quantities that can be readily computed in any chosen SUSY frame.

A useful model-independent parameterization of FCNC effects is the so-called mass insertion (MI) approximation [97]. It concerns the most peculiar source of FCNC SUSY contributions that do not arise from the mere supersymmetrization of the FCNC in the SM. They originate from the FC couplings of gluinos and neutralinos to fermions and sfermions [98–100]. One chooses a basis for the fermion and sfermion states where all the couplings of these particles to neutral gauginos are flavour diagonal, while the FC is exhibited by the non-diagonality of the sfermion propagators. Denoting by Δ the off-diagonal terms in the sfermion mass matrices (i.e. the mass terms relating sfermions of the same electric charge, but different flavour), the sfermion propagators can be expanded as a series in terms of $\delta = \Delta/\tilde{m}^2$ where \tilde{m} is the average sfermion mass. As long as Δ is significantly smaller than \tilde{m}^2 , we can just take the first term of this expansion and, then, the experimental information concerning FCNC and CP violating phenomena translates into upper bounds on these δ 's [101–104].

Obviously the above mass insertion method presents the major advantage that one does not need the full diagonalization of the sfermion mass matrices to perform a test of the SUSY model under consideration in the FCNC sector. It is enough to compute ratios of the off-diagonal over the diagonal entries of the sfermion mass matrices and compare the results with the general bounds on the δ 's that we provide here from all available experimental information.

There exist four different Δ mass insertions connecting flavours i and j along a sfermion propagator: $(\Delta_{ij})_{LL}$, $(\Delta_{ij})_{RR}$, $(\Delta_{ij})_{LR}$ and $(\Delta_{ij})_{RL}$. The indices L and R refer to the helicity of the fermion partners. Instead of the dimensionful quantities Δ it is more useful to provide bounds making use of dimensionless quantities, δ , that are obtained dividing the mass insertions by an average sfermion mass.

The comparison of several flavour-changing processes to their experimental values can be used to bound the δ s in the different sectors [104–116]. In these analyses it is customary to consider only the dominant contributions due to gluino exchange, which give a good approximation of the full amplitude, barring accidental cancellations. In the same spirit, the bounds are usually obtained taking only one non-vanishing MI at a time, neglecting the interference among MIs. This procedure is justified *a posteriori* by observing that the MI bounds have typically a strong hierarchy, making the destructive interference among different MIs very unlikely.

The effective Hamiltonians for $\Delta F = 1$ and $\Delta F = 2$ transitions including gluino contributions computed in the MI approximation can be found in the literature together with the formulae of several observables [104]. Even the full NLO calculation is available for the $\Delta F = 2$ effective Hamiltonian [117, 118]. See Refs. [111–113] for the calculation of $\tan\beta$ -enhanced subleading terms for several B decays in the case of general flavour violation.

In our study we use the phenomenological constraints collected in Table 2. In particular:

Sector 1–2 The measurements of ΔM_K , ε and ε'/ε are used to constrain the $(\delta_{12}^d)_{AB}$ with $(A, B) = (L, R)$. The first two measurements, ΔM_K and ε respectively bound the real and imaginary part of the product $(\delta_{12}^d) (\delta_{12}^d)$. In the case of ΔM_K , given the uncertainty coming

Observable	Measurement/Bound	Ref.
Sector 1–2		
ΔM_K	$(0.0 - 5.3) \times 10^{-3} \text{ GeV}$	[119]
ε	$(2.232 \pm 0.007) \times 10^{-3}$	[119]
$ (\varepsilon'/\varepsilon)_{\text{SUSY}} $	$< 2 \times 10^{-2}$	–
Sector 1–3		
ΔM_{B_d}	$(0.507 \pm 0.005) \text{ ps}^{-1}$	[386]
$\sin 2\beta$	0.675 ± 0.026	[386]
$\cos 2\beta$	> -0.4	[120]
Sector 2–3		
$\text{BR}(b \rightarrow (s + d)\gamma)(E_\gamma > 2.0 \text{ GeV})$	$(3.06 \pm 0.49) \times 10^{-4}$	[121]
$\text{BR}(b \rightarrow (s + d)\gamma)(E_\gamma > 1.8 \text{ GeV})$	$(3.51 \pm 0.43) \times 10^{-4}$	[122]
$\text{BR}(b \rightarrow s\gamma)(E_\gamma > 1.9 \text{ GeV})$	$(3.34 \pm 0.18 \pm 0.48) \times 10^{-4}$	[123]
$A_{CP}(b \rightarrow s\gamma)$	0.004 ± 0.036	
$\text{BR}(b \rightarrow sl^+l^-)(0.04 \text{ GeV} < q^2 < 1 \text{ GeV})$	$(11.34 \pm 5.96) \times 10^{-7}$	[124, 125]
$\text{BR}(b \rightarrow sl^+l^-)(1 \text{ GeV} < q^2 < 6 \text{ GeV})$	$(15.9 \pm 4.9) \times 10^{-7}$	[124, 125]
$\text{BR}(b \rightarrow sl^+l^-)(14.4 \text{ GeV} < q^2 < 25 \text{ GeV})$	$(4.34 \pm 1.15) \times 10^{-7}$	[124, 125]
$A_{CP}(b \rightarrow sl^+l^-)$	-0.22 ± 0.26	[119]
ΔM_{B_s}	$(17.77 \pm 0.12) \text{ ps}^{-1}$	[126]

Table 2: Measurements and bounds used to constrain the hadronic δ^d 's.

from the long-distance contribution, we use the conservative range in Table 2. The measurement of ε'/ε , on the other hand, puts a bound on $\text{Im}(\delta_{12}^d)$. This bound, however, is effective in the case of the LR MI only. Notice that, given the large hadronic uncertainties in the SM calculation of ε'/ε , we use the very loose bound on the SUSY contribution shown in Table 2. The bounds coming from the combined constraints are shown in Table 3. Notice that, here and in the other sectors, the bound on the RR MI is obtained in the presence of the radiatively-induced LL MI (see eq. (11)). The product $(\delta_{12}^d)_{LL} (\delta_{12}^d)_{RR}$ generates left-right operators that are enhanced both by the QCD evolution and by the matrix element (for kaons only). Therefore, the bounds on RR MIs are more stringent than the ones on LL MIs.

Sector 1–3 The measurements of ΔM_{B_d} and 2β respectively constrain the modulus and the phase of the mixing amplitude bounding the products $(\delta_{13}^d) (\delta_{13}^d)$. For the sake of simplicity, in Table 3 we show the bounds on the modulus of (δ_{13}^d) only.

Sector 2–3 This sector enjoys the largest number of constraints. The recent measurement of ΔM_{B_s} constrains the modulus of the mixing amplitude, thus bounding the products $|(\delta_{23}^d) (\delta_{23}^d)|$. Additional strong constraints come from $\Delta B = 1$ branching ratios, such as $b \rightarrow s\gamma$ and $b \rightarrow sl^+l^-$. Also for this sector, we present the bounds on the modulus of (δ_{23}^d) in Table 3.

All the bounds in Table 3 have been obtained using the NLO expressions for SM contributions and for SUSY where available. Hadronic matrix elements of $\Delta F = 2$ operators are taken from lattice calculations [127–130]. The values of the CKM parameters $\bar{\rho}$ and $\bar{\eta}$ are taken from the **UTfit** analysis in the presence of arbitrary loop-mediated NP contributions [7]. This conservative choice allows us to decouple the determination of SUSY parameters from the CKM matrix. For $b \rightarrow s\gamma$ we use NLO expressions with the value of the charm quark mass suggested by the recent NNLO calculation [373]. For the chromomagnetic contribution to ε'/ε we have used the matrix element as estimated in Ref. [131]. The 95% probability bounds are computed using the statistical method described in Refs. [107, 132].

Concerning the dependence on the SUSY parameters, the bounds mainly depend on the gluino

$ (\delta_{12}^d)_{LL,RR} $	$ (\delta_{12}^d)_{LL=RR} $	$ (\delta_{12}^d)_{LR} $	$ (\delta_{12}^d)_{RL} $
$1 \cdot 10^{-2}$	$2 \cdot 10^{-4}$	$5 \cdot 10^{-4}$	$5 \cdot 10^{-4}$
$ (\delta_{12}^u)_{LL,RR} $	$ (\delta_{12}^u)_{LL=RR} $	$ (\delta_{12}^u)_{LR} $	$ (\delta_{12}^u)_{RL} $
$3 \cdot 10^{-2}$	$2 \cdot 10^{-3}$	$6 \cdot 10^{-3}$	$6 \cdot 10^{-3}$
$ (\delta_{13}^d)_{LL,RR} $	$ (\delta_{13}^d)_{LL=RR} $	$ (\delta_{13}^d)_{LR} $	$ (\delta_{13}^d)_{RL} $
$7 \cdot 10^{-2}$	$5 \cdot 10^{-3}$	$1 \cdot 10^{-2}$	$1 \cdot 10^{-2}$
$ (\delta_{23}^d)_{LL} $	$ (\delta_{23}^d)_{RR} $	$ (\delta_{23}^d)_{LL=RR} $	$ (\delta_{23}^d)_{LR,RL} $
$2 \cdot 10^{-1}$	$7 \cdot 10^{-1}$	$5 \cdot 10^{-2}$	$5 \cdot 10^{-3}$

Table 3: 95% probability bounds on $|(\delta_{ij}^q)_{AB}|$ obtained for squark and gluino masses of 350 GeV. See the text for details.

mass and on the “average squark mass”. A mild dependence on $\tan \beta$ is introduced by the presence of double MIs $(\delta_{ij}^d)_{LL} (\delta_{jj}^d)_{LR}$ in chromomagnetic operators. This dependence however becomes sizable only for very large values of $\tan \beta$. Approximately, all bounds scale as squark and gluino masses.

1.4 Non-supersymmetric extensions of the Standard Model

In this Section we briefly describe two most popular non-supersymmetric extensions of the Standard Model (SM), paying particular attention to the flavour structure of these models. These are Little Higgs models and a model with one universal extra dimension.

1.4.1 Little Higgs models

1.4.1.1 Little hierarchy problem and Little Higgs models

The SM is in excellent agreement with the results of particle physics experiments, in particular with the electroweak (ew) precision measurements, thus suggesting that the SM cutoff scale is at least as large as 10 TeV. Having such a relatively high cutoff, however, the SM requires an unsatisfactory fine-tuning to yield a correct ($\approx 10^2$ GeV) scale for the squared Higgs mass, whose corrections are quadratic and therefore highly sensitive to the cutoff. This “little hierarchy problem” has been one of the main motivations to elaborate models of physics beyond the SM. While Supersymmetry is at present the leading candidate, different proposals have been formulated more recently. Among them, Little Higgs models play an important role, being perturbatively computable up to about 10 TeV and with a rather small number of parameters, although their predictivity can be weakened by a certain sensitivity to the unknown UV-completion of these models (see below).

In Little Higgs models [133] the Higgs is naturally light as it is identified with a Nambu-Goldstone boson (NGB) of a spontaneously broken global symmetry. An exact NGB, however, would have only derivative interactions. Gauge and Yukawa interactions of the Higgs have to be incorporated. This can be done without generating quadratically divergent one-loop contributions to the Higgs mass, through the so-called *collective symmetry breaking*.

In the following we restrict ourselves to product-group Little Higgs models in order not to complicate the presentation. The idea of collective symmetry breaking has also been applied to simple-group models [134, 135], however the implementation is somewhat different there. (Product-group) Little Higgs models are based on a global symmetry group G , like $G = G'^N$ in the case of moose-type models [133, 136] or $G = SU(5)$ in the case of the Littlest Higgs, that is spontaneously broken to a subgroup $H \subset G$ by the vacuum condensate of a non-linear sigma model field Σ . A subgroup of G is gauged, which contains at least two $SU(2) \times U(1)$ factors, or larger groups containing such factors. The gauge group is then broken to the SM gauge group $SU(2)_L \times U(1)_Y$ by the vacuum expectation value (vev) of Σ . The potential for the Higgs field is generated radiatively, making thus the scale of the ew symmetry breaking $v \simeq 246$ GeV a loop factor smaller than the scale f , where the breaking $G \rightarrow H$ takes place.

In order to allow for a Higgs potential being generated radiatively, interaction terms explicitly breaking the global symmetry group G have to be included as well. However, these interactions have to preserve enough of the global symmetry to prevent the Higgs potential from quadratically divergent radiative contributions. Only when two or more of the corresponding coupling constants are non-vanishing, radiative corrections are allowed. In particular, only at two or higher loop level, quadratically divergent contributions appear, but these are safely small due to the loop factor in front. This mechanism is referred to as the collective symmetry breaking.

1.4.1.2 The Littlest Higgs

The most economical, in matter content, Little Higgs model is the Littlest Higgs (LH) [137], where the global group $SU(5)$ is spontaneously broken into $SO(5)$ at the scale $f \approx \mathcal{O}(1 \text{ TeV})$ and the ew sector of the SM is embedded in an $SU(5)/SO(5)$ non-linear sigma model. Gauge and Yukawa Higgs interactions are introduced by gauging the subgroup of $SU(5)$: $[SU(2) \times U(1)]_1 \times [SU(2) \times U(1)]_2$, with gauge couplings respectively equal to g_1, g'_1, g_2, g'_2 . The key feature for the realization of collective SB is that the two gauge factors commute with a different $SU(3)$ global symmetry subgroup of $SU(5)$, that

prevents the Higgs from becoming massive when the couplings of one of the two gauge factors vanish. Consequently, quadratic corrections to the squared Higgs mass involve two couplings and cannot appear at one-loop. In the LH model, the new particles appearing at the TeV scale are the heavy gauge bosons (W_H^\pm, Z_H, A_H), the heavy top (T) and the scalar triplet Φ .

In the LH model, significant corrections to ew observables come from tree-level heavy gauge boson contributions and the triplet vev which breaks the custodial $SU(2)$ symmetry. Consequently, ew precision tests are satisfied only for quite large values of the NP scale $f \geq 2-3$ TeV [138, 139], unable to solve the little hierarchy problem. Since the LH model belongs to the class of models with Constrained Minimal Flavour Violation (CMFV) [12], the contributions of the new particles to FCNC processes turn out to be at most 10 – 20% [140–146].

1.4.1.3 T -parity

Motivated by reconciling the LH model with ew precision tests, Cheng and Low [147, 148] proposed to enlarge the symmetry structure of the theory by introducing a discrete symmetry called T -parity. T -parity acts as an automorphism which exchanges the $[SU(2) \times U(1)]_1$ and $[SU(2) \times U(1)]_2$ gauge factors. The invariance of the theory under this automorphism implies $g_1 = g_2$ and $g'_1 = g'_2$. Furthermore, T -parity explicitly forbids the tree-level contributions of heavy gauge bosons and the interactions that induced the triplet vev. The custodial $SU(2)$ symmetry is restored and the compatibility with ew precision data is obtained already for smaller values of the NP scale, $f \geq 500$ GeV [149]. Another important consequence is that particle fields are T -even or T -odd under T -parity. The SM particles and the heavy top T_+ are T -even, while the heavy gauge bosons W_H^\pm, Z_H, A_H and the scalar triplet Φ are T -odd. Additional T -odd particles are required by T -parity: the odd heavy top T_- and the so-called mirror fermions, i.e., fermions corresponding to the SM ones but with opposite T -parity and $\mathcal{O}(1$ TeV) mass [150].

1.4.1.4 New flavour interactions in LHT

Mirror fermions are characterized by new flavour interactions with SM fermions and heavy gauge bosons, which involve two new unitary mixing matrices, in the quark sector, analogous to the Cabibbo-Kobayashi-Maskawa (CKM) matrix V_{CKM} [151, 152]. They are V_{Hd} and V_{Hu} , respectively involved when the SM quark is of down- or up-type, and satisfying $V_{Hu}^\dagger V_{Hd} = V_{\text{CKM}}$ [153]. Similarly, two new mixing matrices $V_{H\ell}$ and $V_{H\nu}$, appear in the lepton sector and are respectively involved when the SM lepton is charged or a neutrino and related to the PMNS matrix [154–156] through $V_{H\nu}^\dagger V_{H\ell} = V_{\text{PMNS}}^\dagger$. Both V_{Hd} and $V_{H\ell}$ contain 3 angles, like V_{CKM} and V_{PMNS} , but 3 (non-Majorana) phases [157], i.e. two more phases than the SM matrices, that cannot be rotated away in this case.

Therefore, V_{Hd} can be parameterized as

$$V_{Hd} = \begin{pmatrix} c_{12}^d c_{13}^d & s_{12}^d c_{13}^d e^{-i\delta_{12}^d} & s_{13}^d e^{-i\delta_{13}^d} \\ -s_{12}^d c_{23}^d e^{i\delta_{12}^d} - c_{12}^d s_{23}^d s_{13}^d e^{i(\delta_{13}^d - \delta_{23}^d)} & c_{12}^d c_{23}^d - s_{12}^d s_{23}^d s_{13}^d e^{i(\delta_{13}^d - \delta_{12}^d - \delta_{23}^d)} & s_{23}^d c_{13}^d e^{-i\delta_{23}^d} \\ s_{12}^d s_{23}^d e^{i(\delta_{12}^d + \delta_{23}^d)} - c_{12}^d c_{23}^d s_{13}^d e^{i\delta_{13}^d} & -c_{12}^d s_{23}^d e^{i\delta_{23}^d} - s_{12}^d c_{23}^d s_{13}^d e^{i(\delta_{13}^d - \delta_{12}^d)} & c_{23}^d c_{13}^d \end{pmatrix} \quad (22)$$

and a similar parameterization applies to $V_{H\ell}$.

The new flavour violating interactions involving mirror fermions contain the following combinations of elements of the mixing matrices

$$\xi_i^{(K)} = V_{Hd}^{*is} V_{Hd}^{id}, \quad \xi_i^{(d)} = V_{Hd}^{*ib} V_{Hd}^{id}, \quad \xi_i^{(s)} = V_{Hd}^{*ib} V_{Hd}^{is} \quad (i = 1, 2, 3), \quad (23)$$

in the quark sector, respectively for K , B_d and B_s systems, and

$$\chi_i^{(\mu e)} = V_{H\ell}^{*ie} V_{H\ell}^{i\mu}, \quad \chi_i^{(\tau e)} = V_{H\ell}^{*ie} V_{H\ell}^{i\tau}, \quad \chi_i^{(\tau\mu)} = V_{H\ell}^{*i\mu} V_{H\ell}^{i\tau}, \quad (24)$$

that enter the leptonic transitions $\mu \rightarrow e$, $\tau \rightarrow e$ and $\tau \rightarrow \mu$, respectively.

As the LHT model, in contrast to the LH model without T-parity does not belong to the Minimal Flavour Violation (MFV) class of models, significant effects in flavour violating observables both in the quark and in the lepton sector are possible. This becomes evident if one looks at the contributions of mirror fermions to the short distance functions X , Y and Z that govern rare and CP-violating K and B decays. For example, the mirror fermion contribution to be added to the SM one in the X function has the following structure [158]

$$\frac{1}{\lambda_t^{(i)}} \left[\xi_2^{(i)} F(m_{H1}, m_{H2}) + \xi_3^{(i)} F(m_{H1}, m_{H3}) \right], \quad (25)$$

where the unitarity condition $\sum_{j=1}^3 \xi_j^{(i)} = 0$ has been used, F denotes a function of mirror fermion masses m_{Hj} ($j = 1, 2, 3$), and $\lambda_t^{(i)}$ are the well-known combinations of CKM elements, with $i = K, d, s$ standing for K , B_d and B_s systems, respectively.

It is important to note that mirror fermion contributions are enhanced by a factor $1/\lambda_t^{(i)}$ and are different for K , B_d and B_s systems, thus breaking universality. As $\lambda_t^{(K)} \simeq 4 \cdot 10^{-4}$, whereas $\lambda_t^{(d)} \simeq 1 \cdot 10^{-2}$ and $\lambda_t^{(s)} \simeq 4 \cdot 10^{-2}$, the deviation from the SM prediction in the K system is found to be by more than an order of magnitude larger than in the B_d system, and even by two orders of magnitude larger than in the B_s system. Analogous statements are valid for the Y and Z functions.

Other LHT peculiarities are the rather small number of new particles and parameters (the SB scale f , the parameter x_L describing T_+ mass and interactions, the mirror fermion masses and V_{Hd} and $V_{H\ell}$ parameters) and the absence of new operators in addition to the SM ones. On the other hand, one has to recall that Little Higgs models are low energy non-linear sigma models, whose unknown UV-completion introduces a theoretical uncertainty reflected by a logarithmically enhanced cut-off dependence [142,158] in $\Delta F = 1$ processes that receive contributions from Z-penguin and box diagrams. See [142, 158] for a detailed discussion of this issue.

1.4.1.5 Phenomenological results

We conclude this section with a summary of the main results found in recent LHT phenomenological studies [153, 158–161].

In the quark sector [153, 158, 159], the most evident departures from the SM predictions are found for CP-violating observables that are strongly suppressed in the SM. These are the branching ratio for $K_L \rightarrow \pi^0 \nu \bar{\nu}$ and the CP-asymmetry $S_{\psi\phi}$, that can be enhanced by an order of magnitude relative to the SM predictions. Large departures from SM expectations are also possible for $Br(K_L \rightarrow \pi^0 \ell^+ \ell^-)$ and $Br(K^+ \rightarrow \pi^+ \nu \bar{\nu})$ and the semileptonic CP-asymmetry A_{SL}^s , that can be enhanced by an order of magnitude. The branching ratios for $B_{s,d} \rightarrow \mu^+ \mu^-$ and $B \rightarrow X_{s,d} \nu \bar{\nu}$, instead, are modified by at most 50% and 35%, respectively, and the effects of new electroweak penguins in $B \rightarrow \pi K$ are small, in agreement with the recent data. The new physics effects in $B \rightarrow X_{s,d} \ell^+ \ell^-$ turn out to be below 5% and 15%, respectively, so that agreement with the data can easily be obtained. Small, but still significant effects have been found in $B_{s,d}$ mass differences. In particular, a 7% suppression of ΔM_s is possible, thus improving the compatibility with the recent experimental measurement [126, 162].

The possible discrepancy between the values of $\sin 2\beta$ following directly from $A_{CP}(B_d \rightarrow \psi K_S)$ and indirectly from the usual analysis of the unitarity triangle involving $\Delta M_{d,s}$ and $|V_{ub}/V_{cb}|$ can be cured within the LHT model thanks to a new phase $\varphi_{B_d} \simeq -5^\circ$.

The universality of new physics effects, characteristic for MFV models, can be largely broken, in particular between K and $B_{s,d}$ systems. In particular, sizable departures from MFV relations between $\Delta M_{s,d}$ and $Br(B_{s,d} \rightarrow \mu^+ \mu^-)$ and between $S_{\psi K_S}$ and the $K \rightarrow \pi \nu \bar{\nu}$ decay rates are possible. Similar results have been recently obtained in a model with Z' -contributions [163].

More recently, the most interesting lepton flavour violating decays have also been studied [160,

161]. These are $\ell_i \rightarrow \ell_j \gamma$ analyzed in [160, 161] and $\tau \rightarrow \mu P$ (with $P = \pi, \eta, \eta'$), $\mu^- \rightarrow e^- e^+ e^-$, the six three-body decays $\tau^- \rightarrow \ell_i^- \ell_j^+ \ell_k^-$, the rate for $\mu - e$ conversion in nuclei, and the K or B decays $K_{L,S} \rightarrow \mu e$, $K_{L,S} \rightarrow \pi^0 \mu e$, $B_{d,s} \rightarrow \mu e$, $B_{d,s} \rightarrow \tau e$ and $B_{d,s} \rightarrow \tau \mu$ studied in [161]. It was found that essentially all the rates considered can reach or approach present experimental upper bounds [164]. In particular, in order to suppress the $\mu \rightarrow e \gamma$ and $\mu^- \rightarrow e^- e^+ e^-$ decay rates and the $\mu - e$ conversion rate below the experimental upper bounds, the $V_{H\ell}$ mixing matrix has to be rather hierarchical, unless mirror leptons are quasi-degenerate. One finds [161] that the pattern of the branching ratios for LFV processes differs significantly from the one encountered in supersymmetry [165–167]. This is welcome as the distinction between supersymmetry and LHT models will be non-trivial in high energy collider experiments. Finally, the muon anomalous magnetic moment $(g - 2)_\mu$ has also been considered [160, 161], finding the result $a_\mu^{LHT} < 1.2 \cdot 10^{-10}$, even for the scale f as low as 500 GeV. This value is roughly a factor 5 below the current experimental uncertainty, implying that the possible discrepancy between the SM prediction and the data cannot be solved in the LHT model.

1.4.2 Universal Extra Dimensions

Since the work of Kaluza and Klein [168, 169] models with more than three spatial dimensions often have been used to unify the forces of nature. More recently, inspired by string theory, extra dimensional models have been proposed to explain the origin of the TeV scale [170–179].

A simple extension of the SM including additional space dimensions is the ACD model [180] with one universal extra dimension (UED). Here all the SM fields are democratically allowed to propagate in a flat extra dimension compactified on an orbifold S^1/Z_2 of size 10^{-18} m or smaller. In general UED models there can also be contributions from terms residing at the boundaries. Generically, these terms would violate bounds from flavour and CP violation. To be consistent with experiment, we will assume the minimal scenario where these terms vanish at the cut-off scale. The only additional free parameter then compared to the SM is the compactification scale $1/R$. Thus, all the tree level masses of the KK particles and their interactions among themselves and with the SM particles can be described in terms of $1/R$ and the parameters of the SM. In the effective four dimensional theory there are, in addition to the ordinary SM particles, denoted as zero ($n = 0$) modes, corresponding infinite towers of KK modes ($n \geq 1$) with masses $m_{(n),\text{KK}}^2 = m_0^2 + m_n^2$, where $m_n = n/R$ and m_0 is the mass of the zero mode.

A very important property of UEDs is the conservation of KK parity that implies the absence of tree level KK contributions to low energy processes taking place at scales $\mu \leq 1/R$. Therefore the flavour-changing neutral current (FCNC) processes like particle-antiparticle mixing, rare K and B decays and radiative decays are of particular interest. Since these processes first appear at one-loop in the SM and are strongly suppressed, the one-loop contributions from the KK modes to them could in principle be important. Also, due to conservation of KK parity the GIM mechanism significantly improves the convergence of the sum over KK modes and thus removes the sensitivity of the calculated branching ratios to the scale $M_s \gg 1/R$ at which the higher dimensional theory becomes non-perturbative, and at which the towers of the KK particles must be cut off in an appropriate way. Since the low energy effective Hamiltonians are governed by local operators already present in the SM and the flavour and CP violation in this model is entirely governed by the SM Yukawas the UED model belongs to the class of models with CMFV [10, 12]. This has automatically the following important consequence for the FCNC processes considered in [17, 181–183]: the impact of the KK modes on the processes in question amounts only to the modification of the Inami-Lim one-loop functions [184], i.e. each function, which in the SM depends only on m_t , now also becomes a function of $1/R$:

$$F(x_t, 1/R) = F_0(x_t) + \sum_{n=1}^{\infty} F_n(x_t, x_n), \quad x_t = \frac{m_t^2}{m_W^2}, \quad x_n = \frac{m_n^2}{m_W^2}. \quad (26)$$

1.5 Tools for flavour physics and beyond

1.5.1 Tools for flavour physics

An increasing number of calculations of flavour (related) observables is appearing, including more and more refined approaches and methods. It is desirable to have these calculations in the form of computer codes at hand. This allows to easily use the existing knowledge for checks of the parameters/models for a phenomenological/experimental analysis, or to check an independent calculation.

As a first step in this direction we present here a collection of computer codes connected to the evaluation of flavour related observables. (A different class of codes, namely fit codes for the CKM triangle, are presented later in Section 1.5.3.) Some of these codes are specialized to the evaluation of a certain restricted set of observables at either low or high energies (the inclusion of codes for high-energy observables is motivated by the idea of testing a parameter space from both sides, i.e. at flavour factories and at the LHC). Others tools are devoted to the evaluation of particle spectra including NMFV effects of the MSSM or the 2HDM. Some codes allow the (essentially) arbitrary calculation of one-loop corrections including flavour effects. Finally tools are included that facilitate the hand-over of flavour parameters and observables. Following the general idea of providing the existing knowledge to the community, only codes that are either already publicly available, or that will become available in the near future are included. In order to be useful for the high-energy physics community, it is mandatory that the codes provide a minimum of user friendliness and support.

As a second step it would be desirable to connect different codes (working in the same model) to each other. This could go along the lines of the SUSY Les Houches Accord [185, 186], i.e. to define a common language, a common set of input parameters. It would require the continuous effort of the various authors of the codes to comply with these definitions. Another, possibly simpler approach is to implement the tools as sub-routines, called by a master code that takes care of the correct definition of the input parameters. This is discussed in more detail in Section 1.5.2. It will facilitate the use of the codes also for non-experts.

name	short description	av.
1. no name	$K\bar{K}$ mixing, $B_{(s)}\bar{B}_{(s)}$ mixing, $b \rightarrow s\gamma$, $b \rightarrow sl^+l^-$ in NMFV MSSM	o
2. no name	B physics observables in the MFV MSSM	$+$
3. no name	rare B and K decays in/beyond SM	o
4. SusyBSG	$B \rightarrow X_s\gamma$ in MSSM with MFV	$+$
5. no name	FCNC observables in MSSM	o
6. no name	FC Higgs/top decays in 2HDM I/II	o
7. no name	squark/gluino production at LO for NMFV MSSM	$+$
8. FeynHiggs	Higgs phenomenology in (NMFV) MSSM	$+$
9. FCHDECAY	FCNC Higgs decays in NMFV MSSM	$+$
10. FeynArts/FormCalc	(arbitrary) one-loop corrections in NMFV MSSM	$+$
11. SLHALib2	read/write SLHA2 data, i.e. NMFV/RPV/CPV MSSM, NMSSM	$+$
12. SoftSUSY	NMFV MSSM parameters from GUT scale input	$+$
13. SPheno	NMFV MSSM parameters from GUT scale input	$+$

Table 4: Overview about codes for the evaluation of flavour related observables; av. \equiv availability: $+$ = available, o = planned

An overview of the available codes is given in Table 4. To give a better idea of the properties of each code we also provide a list summarizing the authors, a short description, the models included, the input and output options, as well as the available literature:

1. no name

Authors: M. Ciuchini *et al.* [107, 116, 187]

Description: calculation of $K\bar{K}$ mixing, $B_{(s)}\bar{B}_{(s)}$ mixing, $b \rightarrow s\gamma$, $b \rightarrow sl^+l^-$

Models: NMFV MSSM

Input: electroweak-scale soft SUSY-breaking parameters

Output: see Description, no special format

Availability: available from the authors in the near future

2. no name

Authors: G. Isidori, P. Paradisi [32]

Description: calculation of B physics observables

Models: MFV MSSM

Input: electroweak-scale soft SUSY-breaking parameters

Output: see Description, no special format

Availability: available from the authors upon request

3. no name

Authors: C. Bobeth, T. Ewerth, U. Haisch [188–190]

Description: calculation of BR's, F/B asymmetries for rare B and K decays (in/exclusive)

Models: SM, SUSY, CMFV

Input: SM parameters, SUSY masses, scales

Output: see Description, no special format

Availability: available from the authors in the near future

4. SusyBSG

Authors: G. Degrassi, P. Gambino, P. Slavich [191]

Description: Fortran code for $B(B \rightarrow X_s\gamma)$

Models: SM, MSSM with MFV

Input: see manual (SLHA(2) compatible)

Output: see Description, no special format

Availability: cern.ch/slavich/susybsg/home.html, manual available

5. no name

Authors: P. Chankowski, S. Jäger, J. Rosiek [192]

Description: calculation of various FCNC observables in the MSSM (computes 2-, 3-, 4-point Greens functions that can be used as building blocks for various amplitudes)

Models: MSSM

Input: MSSM Lagrangian parameters in super CKM basis (as in SLHA2)

Output: see Description, no special format

Availability: available from the authors in the near future

6. no name

Authors: S. Bejar, J. Guasch [193–195]

Description: calculation of FC decays: $\phi \rightarrow tc$, $\phi \rightarrow bs$, $t \rightarrow c\phi$ ($\phi = h, H, A$)

Models: 2HDM type I/II (with λ_5, λ_6)

Input: similar to SLHA2 format

Output: similar to SLHA2 format

Availability: available from the authors in the near future

7. no name

Authors: G. Bozzi, B. Fuks, M. Klasen

Description: SUSY CKM matrix determination through squark- and gaugino production at LO

Models: NMFV MSSM

Input: MSSM spectrum as from SUSPECT (SLHA2 compliant)

Output: cross section (and spin asymmetry, in case) as functions of CKM parameters

Availability: from the authors upon request

8. FeynHiggs

Authors: S. Heinemeyer, T. Hahn, W. Hollik, H. Rzehak, G. Weiglein [199–201]

Description: Higgs phenomenology (masses, mixings, cross sections, decay widths)

Models: (N)MFV MSSM, CPV MSSM

Input: electroweak-scale soft SUSY-breaking parameters (SLHA(2) compatible)

Output: Higgs masses, mixings, cross sections, decay widths (SLHA(2) output possible)

Availability: www.feynhiggs.de, manual available

9. FCHDECAY

Authors: S. Bejar, J. Guasch [196–198]

Description: $\text{BR}(\phi \rightarrow bs, tc)$ ($\phi = h, H, A$), $\text{BR}(b \rightarrow s\gamma)$, masses, mixing matrices

Models: NMFV MSSM

Input: via SLHA2

Output: via SLHA2

Availability: fchdecay.googlepages.com, manual available

10. FeynArts/FormCalc

Authors: T. Hahn [202–204]

Description: Compute (essentially) arbitrary one-loop corrections

Models: NMFV MSSM, CPV MSSM

Input: Process definition

Output: Fortran code to compute e.g. cross-sections, can be linked with SLHALib2 to obtain data from other codes

Availability: www.feynarts.de, www.feynarts.de/formcalc, manual available

11. SLHALib2

Authors: T. Hahn [185, 205]

Description: read/write SLHA2 data

Models: NMFV MSSM, RPV MSSM, CPV MSSM, NMSSM

Input: SLHA2 input file

Output: SLHA2 output file in the SLHA2 record

Availability: www.feynarts.de/slha, manual available

12. SoftSUSY

Authors: B. Allanach [206]

Description: evaluates NMFV MSSM parameters from GUT scale input

Models: NMFV MSSM

Input: SLHA2 input file

Output: SLHA2 output file

Availability: hepforge.cedar.ac.uk/softsusy, manual available

13. Spheno

Authors: W. Porod [207]

Description: evaluates NMFV MSSM parameters from GUT scale input and some flavour obs.

Models: NMFV MSSM

Input: SLHA2 input file

Output: SLHA2 output file

Availability: ific.uv.es/~porod/SPheno.html, manual available

1.5.2 *Combination of flavour physics and high-energy tools*

It is desirable to connect different codes (e.g. working in the (N)MFV MSSM, as given in the previous subsection) to each other. Especially interesting is the combination of codes that provide the evaluation of (low-energy) flavour observables and others that deal with high-energy (high p_T) calculations for the same set of parameters. This combination would allow to test the ((N)MFV MSSM) parameter space with the results from flavour experiments as well as from high-energy experiments such as ATLAS or CMS.

A relatively simple approach for the combination of different codes is their implementation as sub-routines, called by a “master code”. This master code takes care of the correct definition of the input parameters for the various subroutines. This would enable e.g. experimentalists to test whether the parameter space under investigation is in agreement with various existing experimental results from both, flavour and high-energy experiments.

A first attempt to develop such a “master code” has recently been started [208]. So far the flavour physics code (2) [32] and the more high-energy observable oriented code FeynHiggs [199–201] have been implemented as subroutines. The inclusion of further codes is foreseen in the near future (see [1100] for the latest developments).

The application and use of the master code would change once experimental data showing a deviation from the SM predictions is available. This can come either from the on-going flavour experiments, or latest (hopefully) from ATLAS and CMS. If such a “signal” appears at the LHC, it has to be determined to which model and to which parameters within a model it can correspond. Instead of checking parameter points (to be investigated experimentally) for their agreement with experimental data, now a scan over a chosen model could be performed. Using the master code with its subroutines each scan point can be tested against the “signal”, and preferred parameter regions can be obtained using a χ^2 evaluation. It is obvious that the number of evaluated observables has to be as large as possible, i.e. the number of subroutines (implemented codes) should be as big as possible.

1.5.3 *Fit tools*

The analysis of the CKM matrix or the Unitarity Triangle (UT) requires to combine several measurements in a consistent way in order to bound the range of relevant parameters.

1.5.3.1 *The UTfit package*

The first approach derives bounds on the parameters $\bar{\rho}$ and $\bar{\eta}$, determining the UT. The various observables, in particular ϵ_K , which parameterizes CP violation in the neutral kaon sector, the sides of the UT $|V_{ub}/V_{cb}|$, Δm_d , $\Delta m_d/\Delta m_s$, and the angles β , α and γ , can be expressed as functions of $\bar{\rho}$ and $\bar{\eta}$, hence

their measurements individually define probability regions in the $(\bar{\rho}, \bar{\eta})$ plane. Their combination can be achieved in a theoretically sound way in the framework of the Bayesian approach [132].

Each of the functions relates a constraint c_j (where c_j stands for ϵ_K , $|V_{ub}/V_{cb}|$, etc.) to $\bar{\rho}$ and $\bar{\eta}$, via a set of parameters \mathbf{x} , where $\mathbf{x} = \{x_1, x_2, \dots, x_N\}$ stands for all experimentally determined or theoretically calculated quantities on which the various c_j depend,

$$c_j = c_j(\bar{\rho}, \bar{\eta}; \mathbf{x}). \quad (27)$$

The quantities c_j and \mathbf{x} are affected by several uncertainties, which must be properly taken into account. The final p.d.f. obtained starting from a flat distribution of $\bar{\rho}$ and $\bar{\eta}$ is

$$f(\bar{\rho}, \bar{\eta}) \propto \int \prod_{j=1, M} f_j(\hat{c}_j | \bar{\rho}, \bar{\eta}, \mathbf{x}) \prod_{i=1, N} f_i(x_i) dx_i. \quad (28)$$

The integration can be done by Monte Carlo methods. There are several ways to implement a Monte Carlo integration, using different techniques to generate events.

The *UTfit* Collaboration has developed a software package, written in C++, that implements such a Bayesian Monte Carlo approach with the aim of performing the UT analysis. A considerable effort has been spent in order to achieve an optimal Monte Carlo generation efficiency. All the recent analyses published by the Collaboration are based on this package [7, 120, 209–211].

The *UTfit* code includes an interface to import job options from a set of configuration files, an interface for storing the relevant p.d.f.s inside ROOT histograms, tools for generating input quantities, the p.d.f.s of which cannot be expressed in simple analytical form but must be numerically defined - e.g. the current measurements of α and γ - and tools for plotting one-dimensional p.d.f.s and two-dimensional probability regions in the $(\bar{\rho}, \bar{\eta})$ plane). The *UTfit* code can be easily re-adapted to solve any kind of statistical problem that can be formalized in a Bayesian inferential framework.

1.5.3.2 The CKMFitter package

Another, somewhat different approach is followed by CKMFitter, an international group of experimental and theoretical particle physicists. Its goal is the phenomenology of the CKM matrix by performing a global analysis:

- within the SM, by quantifying the agreement between the data and the theory, as a whole;
- within the SM, by achieving the best estimate of the theoretical parameters and the not yet measured observables;
- within an extended theoretical framework, e.g. SUSY, by searching for specific signs of new physics by quantifying the agreement between the data and the extended theory, and by pinning down additional fundamental and free parameters of the extended theory.

The CKMfitter package is entirely based on the frequentist approach. The theoretical uncertainties are modeled as allowed ranges (Rfit approach) and no other *a priori* information is assumed where none is available. More detailed information is provided in Ref. [8] and on the CKMfitter website [212].

The source code of the CKMfitter package consists of more than 40,000 lines of Fortran code and 2000 lines of C++ code. It is publicly available on the CKMfitter website. Over the years, the fit problems became more and more complex and the CPU time consumption increased. The global fit took about 20 hours (on one CPU). A year ago, it was decided to move to Mathematica [gain: analytical vs. numerical methods]: the global fit takes now 12 minutes. For the plots, we moved also from PAW with kumac macros to ROOT.

2 Weak decays of hadrons and QCD

2.1 Overview

QCD interactions, both at short and long distances, necessarily modify the amplitudes of quark flavour processes. These interactions need to be computed sufficiently well in order to determine the parameters and mechanisms of quark flavour physics from the weak decays of hadrons observed in experiment. The standard framework is provided by the effective weak Hamiltonians

$$\mathcal{H}_{eff} \sim \sum_i C_i Q_i, \quad (29)$$

based on the operator product expansion and the renormalization group method. The Wilson coefficients C_i include all relevant physics from the highest scales, such as the weak scale M_W , or some new physics scale, down to the appropriate scale of a given process, such as m_b for B -meson decays. This part is theoretically well under control. Theoretical uncertainties are dominated by the hadronic matrix elements of local operators Q_i . Considerable efforts are therefore devoted to calculate, estimate, eliminate or at least constrain such hadronic quantities in flavour physics applications.

This section reviews the current status of theoretical methods to treat the strong interaction dynamics in weak decays of flavoured mesons, with a particular emphasis on B physics. Specific aspects of D -meson physics will be discussed in 3.9, kaons will be considered in 3.8.

The theory of charmless two-body B decays and the concept of factorization are reviewed in 2.2. The status of higher-order perturbative QCD calculations in this field is described. Universal properties of electromagnetic radiative effects in two-body B decays, which influence precision studies and isospin relations, are also discussed here. Factorization in the heavy-quark limit simplifies the matrix elements of two-body hadronic B decays considerably. In this framework certain nonperturbative input quantities, for instance B -meson transition form factors, are in general still required. QCD sum rules on the light cone (LCSR) provide a means to compute heavy-to-light form factors at large recoil ($B \rightarrow \pi$, $B \rightarrow K^*$, etc.). The results have applications for two-body hadronic as well as rare and radiative B -meson decays. This subject is treated in section 2.3. Complementary information can be obtained from lattice QCD, a general approach, based on first principles, to compute nonperturbative parameters of interest to quark flavour physics. Decay constants and form factors (at small recoil) are among the most important quantities. Uncertainties arise from the limitations of the practical implementations of lattice QCD. A critical discussion of this topic and a summary of results can be found in section 2.4.

2.2 Charmless two-body B decays

2.2.1 Exclusive decays and factorization

The calculation of branching fractions and CP asymmetries for charmless two-body B decays is rather involved, due to the interplay of various short- and long-distance QCD effects. Most importantly, the hadronic matrix elements of the relevant effective Hamiltonian $\mathcal{H}_{eff}^{\Delta B=1}$ [213] cannot readily be calculated from first principles. The idea of factorization is to disentangle short-distance QCD dynamics from genuinely non-perturbative hadronic effects. In order to quantify the hadronic uncertainties resulting from this procedure we have to

- establish a factorization formula in quantum field theory,
- identify and estimate the relevant hadronic input parameters.

2.2.1.1 Basic concepts of factorization

We consider generic charmless B decays into a pair of mesons, $B \rightarrow M_1 M_2$, where we may think of $B \rightarrow \pi\pi$ as a typical example. The operators Q_i in the weak Hamiltonian can be written as the local product of quark currents (and electro- or chromomagnetic field strength tensors), generically denoted as $J_i^{a,b}$. In naive factorization one assumes that also on the hadronic level the matrix element can be written as a product,

$$C_i(\mu) \langle M_1 M_2 | Q_i | B \rangle \approx C_i(\mu) \langle M_1 | J_i^a | B \rangle \langle M_2 | J_i^b | 0 \rangle + (M_1 \leftrightarrow M_2) \quad (30)$$

where $C_i(\mu)$ are Wilson coefficients, and the two matrix elements (if not zero) define the $B \rightarrow M$ form factor and the decay constant of M , respectively. The naive factorization formula (30) cannot be exact, because possible QCD interactions between M_2 and the other hadrons are neglected. On the technical level, this is reflected by an unmatched dependence on the factorization scale μ .

In order to better understand the internal dynamics in the $B \rightarrow M_1 M_2$ transition, it is useful to classify the external degrees of freedom according to their typical momentum scaling in the B -meson rest frame:

$$\begin{array}{ll} \text{heavy } b \text{ quark: } p_b \simeq m_b (1, 0_\perp, 0), & \text{constituents of } M_1: p_{c1} \simeq u_i m_b / 2 (1, 0_\perp, +1) \\ \text{soft spectators: } p_s \sim \mathcal{O}(\Lambda), & \text{constituents of } M_2: p_{c2} \simeq v_i m_b / 2 (1, 0_\perp, -1) \end{array}$$

where Λ is a typical hadronic scale of the order of a few 100 MeV. The index \perp denotes the directions in the plane transverse to the two pion momenta and u_i, v_i are momentum fractions satisfying $0 \leq u_i, v_i \leq 1$. Interactions of particles with momenta p_1 and p_2 imply internal virtualities of order $(p_1 \pm p_2)^2$. In Table 5 we summarize the situation for the possible interactions between the B -meson and pion constituents. We observe the emergence of two kinds of short-distance modes,

- hard modes with invariant mass of order m_b ,
- hard-collinear modes with energies of order $m_b/2$ and invariant mass of order $\sqrt{\Lambda m_b}$.

The systematic inclusion of these effects requires a simultaneous expansion in Λ/m_b and α_s . The leading term in the Λ/m_b expansion can be written as [214, 215]

$$\begin{aligned} \langle M_1 M_2 | Q_i | B \rangle &= F^{BM_1} f_{M_2} \int dv T_i^I(v) \phi_{M_2}(v) + (M_1 \leftrightarrow M_2) \\ &+ \hat{f}_B f_{M_1} f_{M_2} \int d\omega du dv T_i^{II}(u, v, \omega) \phi_{B_+}(\omega) \phi_{M_1}(u) \phi_{M_2}(v). \end{aligned} \quad (31)$$

The functions ϕ_M and ϕ_{B_+} denote process-independent light-cone distribution amplitudes (LCDA) for light and heavy mesons, respectively, f_M, \hat{f}_B are the corresponding decay constants, and F^{BM} is a

Table 5: External momentum configurations and their interactions in $B \rightarrow M_1 M_2$.

	heavy	soft	coll ₁	coll ₂
heavy	–	heavy	hard	hard
soft	heavy	soft	hard-coll ₁	hard-coll ₂
coll ₁	hard	hard-coll ₁	coll ₁	hard
coll ₂	hard	hard-coll ₂	hard	coll ₂

$B \rightarrow M$ QCD form factor at $q^2 = 0$. These quantities constitute the hadronic input. The coefficient function T_i^{I} contains the effects of hard vertex corrections as in Fig. 5(b). $T_i^{\text{II}} = \mathcal{O}(\alpha_s)$ describes the hard and hard-collinear spectator interactions as in Fig. 5(c). The explicit scale dependence of the hard and hard-collinear short-distance functions T_i^{I} , T_i^{II} matches the one from the Wilson coefficients and the distribution amplitudes. The formula (31) holds for light flavour-nonsinglet pseudoscalars or longitudinally polarized vectors up to $1/m_b$ power corrections which do not, in general, factorize. Naive factorization, Fig. 5(a), is recovered in the limit $\alpha_s \rightarrow 0$ and $\Lambda/m_b \rightarrow 0$, in which T_i^{I} reduces to 1.

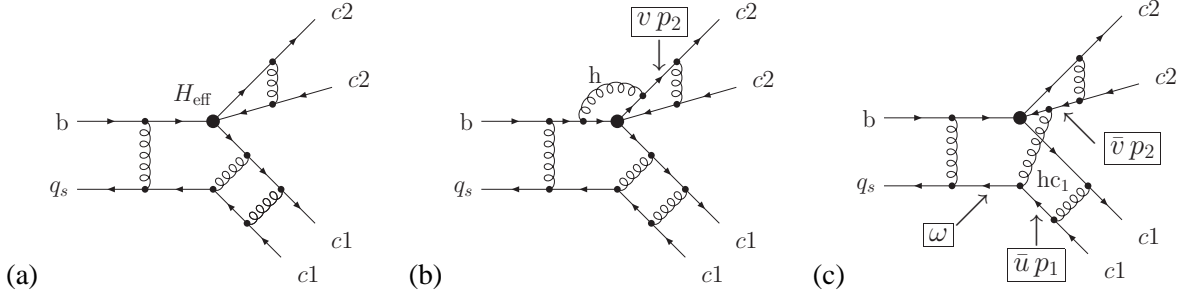


Fig. 5: Sample diagrams for QCD dynamics in $B \rightarrow M_1 M_2$ transition: (a) naive factorization, (b) vertex correction, sensitive to the momentum fraction v of collinear quarks inside the emitted pion, (c) spectator interactions, sensitive to the momenta of collinear quarks in both pions and of the soft spectator in the B -meson.

2.2.1.2 QCD factorization and soft-collinear effective theory (SCET)

The factorization formula (31) can also be understood in the context of an effective theory for soft-collinear interactions (SCET), see for instance Refs. [216–218, 220]. Here the short-distance functions $T_i^{\text{I,II}}$ arise as matching coefficients between QCD and the effective theory. The effective theory for $B \rightarrow M_1 M_2$ decays is constructed in two steps. As a consequence, the short-distance function T_i^{II} can be further factorized into a hard coefficient H_i^{II} and a hard-collinear jet function J

$$T_i^{\text{II}}(u, v, \omega) = \int dz H_i^{\text{II}}(v, z) J(z, u, \omega). \quad (32)$$

H_i^{II} and J comprise (respectively) the contributions associated with the hard scale $\mu_b \sim m_b$ and the hard-collinear scale $\mu_{\text{hc}} \sim \sqrt{m_b \Lambda}$ from Feynman diagrams that do involve the spectator and cannot be absorbed into F^{BM} . The effective theory can be used to determine the hard-collinear contributions and to resum, if desired, parametrically large logarithms $\ln \mu_b/\mu_{\text{hc}}$ by renormalization group methods. We emphasize that the theoretical basis for the (diagrammatic) factorization approach and SCET is *the same*. The factorization formula (31) was originally derived by a power-counting analysis of momentum regions of QCD Feynman diagrams and the resulting convolutions [214, 215]. However, in SCET the formulation of factorization proofs, the classification of power corrections of order Λ/m_b , the emergence of approximate symmetries, etc. may be more transparent [219, 220].

2.2.1.3 QCD factorization vs. “pQCD approach”

The so-called “pQCD approach” [221] follows an alternative approach to understand the strong dynamics in charmless B -decays. In contrast to QCD factorization, where the B meson form factors as well as a certain class of power corrections are identified as “non-factorizable” quantities of order $(\alpha_s)^0$, the pQCD approach describes all contributions to the hadronic matrix elements in terms of $\mathcal{O}(\alpha_s)$ hard-scattering kernels and non-perturbative wave functions. This is achieved by introducing additional infrared prescriptions which include an exponentiation of Sudakov logarithms and a phenomenological model for transverse momentum effects. The discussion of parametric and systematic theoretical uncertainties in the pQCD approach is more difficult, because a complete NLO (i.e. $\mathcal{O}(\alpha_s^2)$) analysis of non-factorizable effects has not yet been performed, and because independent information on the hadronic input functions is not available. We will therefore not attempt a detailed review here, but instead refer to a recent phenomenological analysis [222] for details.

2.2.2 Theoretical uncertainties

2.2.2.1 Status of perturbative calculations

The calculation of the coefficient functions $T_i^{\text{I,II}}$ in SCET involves the determination of perturbative matching coefficients as well as of anomalous dimensions for effective-theory operators. The matching coefficients at order α_s have been calculated in the original BBNS papers [214, 223]. The 1-loop jet function entering T_i^{II} has been determined in [224–227]. NLO results for the spectator scattering function at order α_s^2 have been reported in [228] and will be further discussed in section 2.2.3 below. One important outcome of these investigations is that the perturbative expansion at the hard-collinear scale seems to be reasonably well behaved, and the uncertainty associated with the factorization-scale dependence is under control.

2.2.2.2 Hadronic input from non-perturbative methods

Most of the theoretical information on B -meson form factors (at large recoil) and light-cone distribution amplitudes comes from the QCD sum rule approach, see Ref. [229] and references therein for a review. State-of-the art predictions for decays into light pseudoscalars or vector mesons can be found in Refs. [230–232] and section 2.3. Typically one finds 15-20% uncertainties for form factors at $E = E_{\text{max}}$ and the $1/u$ moment of distribution amplitudes. Recently, an alternative procedure has been proposed [233] (see also Refs. [234, 235]), where sum rules are derived *within* SCET at the hard-collinear scale. In particular, this approach allows us to separate the “soft” contribution to B -meson form factors, which is found to be dominating over the spectator-scattering term.

Information on the light-cone distribution amplitude of the B -meson is encoded in the phenomenologically relevant moments

$$\lambda_B^{-1} \equiv \langle \omega^{-1} \rangle_B \equiv \int_0^\infty \frac{d\omega}{\omega} \phi_B(\omega, \mu), \quad \sigma_B^{(n)} \langle \omega^{-1} \rangle_B \equiv \int_0^\infty \frac{d\omega}{\omega} \ln^n \left[\frac{\mu}{\omega} \right] \phi_B(\omega, \mu) \quad (33)$$

A recent OPE analysis [236] finds $\lambda_B^{-1} = (2.09 \pm 0.24) \text{ GeV}^{-1}$ and $\sigma_B^{(1)} = 1.61 \pm 0.09$ at $\mu = 1 \text{ GeV}$. Similar results, with somewhat larger uncertainties, have been obtained from sum rules in Ref. [237].

2.2.2.3 BBNS approach vs. BPRS approach

So far, we have only considered the leading term in the $1/m_b$ expansion. Comparison with experimental data as well as (model-dependent) estimates show that for certain decay topologies power corrections may not be negligible. Different options for dealing with these (non-factorizable) contributions lead to some ambiguity in the phenomenological analyses. The two main players are the “BBNS approach” [223, 238, 239] and the “BPRS approach” [220, 240]. A qualitative comparison of the different

Table 6: Comparison of different phenomenological assumptions in BBNS and BPRS approaches

	BBNS	BPRS
charm penguins	included in hard functions	left as complex fit parameter Δ_P
spectator term	perturbative factorization	fit to data (two real-valued quantities ζ and ζ_J)
ext. hadronic input	form factor and LCDA (different scenarios)	LCDA for light meson
power corrections	model-dependent estimate (complex functions X_A and X_H)	part of systematic uncertainties

assumptions is given in Table 6. For more details see section 2.2.3, the original publications and the controversial discussion in [241].

The main obstacle in this context is the quantitative explanation of strong phases from final-state rescattering effects. The factorization formula predicts these phases to be either perturbative (and calculable) or power-suppressed. This qualitative picture has also been confirmed by a recent sum rule analysis [242]. However, a model-independent approach to calculate the genuinely non-perturbative rescattering effects is still lacking.

2.2.2.4 Flavour symmetries

It is known for a long time (see for instance [243–245]) that approximate flavour symmetries in QCD can be used to relate branching fractions and CP asymmetries in different hadronic decay channels. In this way the hadronic parameters can be directly extracted from experiment. For instance, in case of $B \rightarrow \pi\pi, \pi\rho, \rho\rho$ decays, the isospin analysis provides a powerful tool to constrain the CKM angle α in the SM (see Ref. [246] for a recent discussion). Isospin violation from the small quark mass difference $m_u - m_d$ and QED corrections are usually negligible. Still one has to keep in mind that long-distance radiative QED effects can be enhanced by large logarithms $\ln M_B/E_\gamma$ and compete with short-distance isospin violation from electroweak penguin operators in \mathcal{H}_{eff} . For instance, it has recently been shown [247] (see section 2.2.4 below) that the inclusion of soft photon radiation in charged $B \rightarrow \pi\pi, \pi K$ decays can give up to 5% corrections, depending on the experimental cuts. Including hadronic states with strange quarks, one can use flavour-SU(3) to get even more constraints. In general, one expects corrections to the symmetry limit to be not larger than 30% (with the possible exception of potentially large differences in non-perturbative rescattering phases), see for instance the sum-rule analysis in [248]. In the long run, one should also aim to constrain first-order SU(3) corrections directly from experimental data.

2.2.3 NNLO QCD corrections

NNLO QCD corrections to the heavy-quark expansion of hadronic matrix elements for two-body charmless hadronic B -decays can be phenomenologically relevant and are important to assess the validity and perturbative stability of the factorization framework. This section gives a concise account of available results and their phenomenological impact.

2.2.3.1 Hard and hard-collinear matching coefficients

The hard coefficients T_i^I and H_i^{II} introduced in 2.2.1 (eqs. (31) and (32)) are found by matching the leading momentum dependence of (respectively) QCD four- and five-point functions with a Q_i insertion to operators in SCET_I given by products of a light (anti-)collinear quark bilinear and a heavy-light current.

Schematically,

$$Q_i = \int dt T_i^{\text{I}}(t) [\bar{\chi}(tn_-) \chi(0)] \left[C_{A0} [\bar{\xi}(0) h_v(0)] + \frac{1}{m_b} \int ds C_{B1}(s) [\bar{\xi}(0) D_{\perp \text{hc}1}(sn_+) h_v(0)] \right] + \frac{1}{m_b} \int dt ds H_i^{\text{II}}(t, s) [\bar{\chi}(tn_-) \chi(0)] [\bar{\xi}(0) D_{\perp \text{hc}1}(sn_+) h_v(0)], \quad (34)$$

where certain Wilson lines and Dirac structures have been suppressed. The particular choice of heavy-light current in the first line is designed to reproduce the full QCD (not SCET) form factors; other choices of operator basis as, for instance, in the ‘‘SCET approach’’ [220], simply result in a reshuffling of contributions between the T_i^{I} and H_i^{II} terms. The product structure of either term together with the absence of soft-collinear interactions from the SCET_I Lagrangian at leading power suggests factorization of both terms’ hadronic matrix elements into a light-cone distribution amplitude $\langle M_2 | [\bar{\chi} \chi] | 0 \rangle \propto \phi_{M_2}$ and (respectively) the QCD form factor F^{BM_1} and a SCET_I nonlocal ‘‘form factor’’ $\Xi^{BM_1}(s)$ [249]. This expectation is indeed borne out by the finiteness of the convolutions, found in all available computations.

The jet function J (see eq. (32)) arises in matching the $B1$ -type current from SCET_I onto SCET_{II} and is known to NLO [224–227]. This matching takes the form (in position space)

$$\int d^4x T \left(\mathcal{L}_{\text{SCET}_I}^{(1)}(x) [\bar{\xi}(0) D_{\perp \text{hc}1}(sn_+) h_v(0)] \right) = \int dw dr J(s, r, w) [\bar{\xi}(rn_+) \xi(0)] [\bar{q}_s(wn_-) h_v(0)], \quad (35)$$

where we again have suppressed Dirac structures and Wilson lines. Fourier transforming with respect to s, r, w results in $J(z, u, \omega)$ entering eq. (31).

At leading power, all one-loop corrections to H_i^{II} and J and part of the two-loop contributions to T_i^{I} are now available. The current-current corrections to H_i^{II} for the $V-A \times V-A$ operators ($i = 1, 2$) have been found in Refs. [228, 250, 251]. The imaginary parts of the corresponding two-loop contributions to T_i^{I} have been computed in Ref. [252, 253]. These are sufficient to obtain the topological tree amplitudes a_1 and a_2 , involving the large Wilson coefficients $C_1 \sim 1.1$ and $C_2 \sim -0.2$, at NNLO up to an $\mathcal{O}(\alpha_s^2)$ correction to the real part of T_i^{I} . In particular, the imaginary part of $a_{1,2}$ is now fully known at $\mathcal{O}(\alpha_s^2)$. As it is first generated at $\mathcal{O}(\alpha_s)$, this represents a first step towards an NLO prediction of direct CP asymmetries in QCD factorization. Spectator-scattering corrections from the remaining $V-A \times V+A$ operators, as well as penguin contractions and magnetic penguin insertions, have been computed in Ref. [254]. Together they constitute the QCD penguin amplitudes a_4^p ($p = u, c$) and the colour-allowed and colour-suppressed electroweak penguin amplitudes $a_9^p \pm a_7^p$ and a_{10}^p , where the sign in front of a_7^p depends on the spins of the final-state mesons, and certain numerically enhanced power corrections ($a_{6,8}^p$, annihilation, etc.) are omitted (see, however, section 2.2.3.2).

2.2.3.2 Phenomenological impact and final remarks

Numerical estimates of the a_i and their uncertainties require estimating $1/m_b$ corrections, some of which are ‘‘chirally enhanced’’ for pseudoscalars in the final state. Of these, the scalar penguin a_6^p , and its electroweak analog a_8^p , happen to factorize at $\mathcal{O}(\alpha_s)$. NNLO corrections are not known and their factorization is an open question. Here we use the known $\mathcal{O}(\alpha_s)$ results. Annihilation and twist-3 spectator interactions do not factorize already at LO ($\mathcal{O}(\alpha_s)$). The former are not included in any a_i but enter the physical decay amplitudes. The latter have flavour structure identical to the a_i and are by convention included as estimates. For the colour-allowed and colour-suppressed tree amplitudes a_1 and a_2 , we find

$$\begin{aligned} a_1(\pi\pi) &= 1.015 + [0.025 + 0.012i]_V + [? + 0.027i]_{VV} \\ &\quad - \left[\frac{r_{\text{sp}}}{0.485} \right] \left\{ [0.020]_{\text{LO}} + [0.034 + 0.029i]_{HV} + [0.012]_{\text{tw}3} \right\} \\ &= 0.975_{-0.072}^{+0.034} + (0.010_{-0.051}^{+0.025})i, \end{aligned} \quad (36)$$

$$\begin{aligned}
a_2(\pi\pi) &= 0.184 - [0.153 + 0.077i]_V + [? - 0.049i]_{VV} \\
&\quad + \left[\frac{r_{\text{sp}}}{0.485} \right] \left\{ [0.122]_{\text{LO}} + [0.050 + 0.053i]_{HV} + [0.071]_{\text{tw3}} \right\} \\
&= 0.275^{+0.228}_{-0.135} + (-0.073^{+0.115}_{-0.082})i.
\end{aligned} \tag{37}$$

In each expression, the first line gives the form-factor (vertex) contribution, the second line the spectator-scattering contribution, and the third line their sum with an estimate of the theoretical uncertainties due to hadronic input parameters (form factors, LCDAs, quark masses), power corrections, and neglected higher-order perturbative corrections as explained in detail in Ref. [254], where also the input parameter ranges employed here are given. The first two lines in Eqs. (36) and (37) are decomposed into the tree (naive factorization, α_s^0), one-loop (V), and two-loop (VV) vertex correction (the question marks denote unknown real parts); tree (α_s , LO), one-loop (α_s^2 , HV), and twist-3 power correction (tw3) to spectator scattering. The prefactor $r_{\text{sp}} = (9f_{M_1}\hat{f}_B)/(m_b F^{BM_1}\lambda_B)$ encapsulates the bulk of the hadronic uncertainties of the spectator-scattering term. Numerically, for a_1 the corrections are, both individually and in their sum, at the few-percent level, such that a_1 is very close to 1 and to the naive-factorization result. On the other hand, individual corrections to a_2 are large, with a near cancellation between naive factorization and the one-loop vertex correction. a_2 is thus especially sensitive to spectator scattering and to higher-order vertex corrections. That these are all important is seen from the VV , LO, and HV numbers in eq. (37).

Analogous expressions can be given for the remaining amplitude parameters $a_3^p \dots a_{10}^p$ [254], except that no two-loop vertex corrections are known. Qualitatively, NNLO spectator-scattering corrections are as important for the leading-power, but small (electroweak) penguin amplitudes $a_{3,5,7,10}^p$ as they are for a_2 but are found to be small for the large electroweak penguin amplitude a_9^p . Corrections to the QCD penguin amplitude a_4^p are also small, in spite of the involvement of the large Wilson coefficient C_1 . This is due to a numerical cancellation, which may be accidental. The scalar QCD and electroweak penguin amplitudes a_6^p and a_8^p are power suppressed but ‘‘chirally enhanced’’. NNLO corrections to them are currently unknown but might involve sizable contributions proportional to C_1 , unless a similar numerical cancellation as in the case of a_4^p prevents this. This would be relevant for direct CP asymmetries in the πK system and elsewhere. For a more complete discussion, see Ref. [254].

A good fraction of NNLO corrections to the QCD factorization formula are now available. While the perturbation expansion is well-behaved in all cases, some of these corrections turn out to be significant, particularly those to the colour-suppressed tree and (electroweak) penguin amplitudes. Further important corrections to the QCD and colour-suppressed EW penguin amplitudes proportional to C_1 may enter through the chirally-enhanced power corrections a_6^p and a_8^p , making their NNLO calculation an important goal.

2.2.4 QED corrections to hadronic B decays

2.2.4.1 Introduction

The large amount of data collected so far at B factories has allowed to reach a statistical accuracy on B decays into pairs of (pseudo)scalars at a level where electromagnetic effects cannot be neglected anymore [255, 256]. On one hand, a correct simulation of the unavoidable emission of photons from charged particles has to be included in Monte Carlo programs in order to evaluate the correct efficiency. On the other hand, a clear definition of the effective cut on (soft) photon spectra is essential for a consistent comparison both between theory and experiments and between results from different experiments.

We discuss the theoretical and experimental treatment of radiative corrections in hadronic B decays. We present analytical expressions to describe the leading effects induced by both real and virtual (soft) photons in the generic process $H \rightarrow P_1 P_2(\gamma)$, where both H and $P_{1,2}$ are scalar or pseudoscalar particles. We then discuss the procedures to be adopted in experimental analyses for a clear definition of the observables.

2.2.4.2 The scalar QED calculation

General properties of QED have been exploited in detail for most of the pure electroweak processes or in general for processes that can be fully treated in terms of perturbation theory. This is not the case of hadronic decays. However, due to the universal character of infrared QED singularities, it is possible to estimate the leading $\mathcal{O}(\alpha)$ contributions to these processes within scalar QED, in the approximation of a point-like weak vertex.

The most convenient infrared-safe observable related to the process $B \rightarrow P_1 P_2$ is the photon inclusive width

$$\Gamma_{12}^{\text{incl}}(E^{\text{max}}) = \Gamma(B \rightarrow P_1 P_2 + n\gamma) |_{\sum E_\gamma < E_\gamma^{\text{max}}} = \Gamma_{12} + \Gamma_{12+n\gamma}(E_\gamma^{\text{max}}), \quad (38)$$

namely, the width for the process $B \rightarrow P_1 P_2$ accompanied by any number of (undetected) photons, with total missing energy less or equal to E^{max} in the B meson rest frame. The infrared cut-off E_γ^{max} can be the photon energy below which the state $|P_1 P_2\rangle$ cannot be distinguished from the state $|P_1 P_2 + n\gamma\rangle$; however, in principle it can also be chosen to be a high reference scale (up to the kinematical limit). At any order in perturbation theory we can decompose $\Gamma_{12}^{\text{incl}}$ in terms of two theoretical quantities: the so-called non-radiative width, Γ_{12}^0 , and the corresponding energy-dependent e.m. correction factor $G_{12}(E_\gamma^{\text{max}})$,

$$\Gamma_{12}^{\text{incl}}(E_\gamma^{\text{max}}) = \Gamma_{12}^0(\mu) G_{12}(E_\gamma^{\text{max}}, \mu). \quad (39)$$

In the limit $E_\gamma^{\text{max}} \ll M_B$ the electromagnetic correction factor can be reliably estimated within scalar QED. We define the non-radiative width $\Gamma_{12}^0(\mu)$ as

$$\Gamma_{12}^0(\mu) = \frac{\beta}{16\pi M_B} |\mathcal{A}_{B \rightarrow P_1 P_2}(\mu)|^2, \quad (40)$$

$$\beta^2 = \left[1 - (r_1 + r_2)^2\right] \left[1 - (r_1 - r_2)^2\right], \quad r_i = \frac{m_i}{M_B}, \quad (41)$$

namely the tree-level rate expressed in terms of the renormalized (scale-dependent) weak coupling. Here the m_i refer to the masses of the light mesons in the final state, M_B is the B -meson mass. The function $G_{12}(E_\gamma^{\text{max}}, \mu)$ can be written as

$$G_{12}(E, \mu) = 1 + \frac{\alpha}{\pi} \left[b_{12} \ln \left(\frac{M_B^2}{4E^2} \right) + F_{12} + \frac{1}{2} H_{12} + N_{12}(\mu) \right], \quad (42)$$

where H_{12} represents the finite term arising from virtual corrections, and F_{12} the energy-independent contribution generated by the real emission (here $E \equiv E_\gamma^{\text{max}}$):

$$\int_{E_\gamma < E} \frac{d^3 \vec{k}}{(2\pi)^3 2E_\gamma} \sum_{\text{spins}} \left| \frac{\mathcal{A}(B \rightarrow P_1 P_2 \gamma)}{\mathcal{A}(B \rightarrow P_1 P_2)} \right|^2 = \frac{\alpha}{\pi} \left[b_{12} \ln \left(\frac{m_\gamma^2}{4E^2} \right) + F_{12} + \mathcal{O} \left(\frac{E}{M_B} \right) \right]. \quad (43)$$

As expected, after summing real and virtual corrections, the infrared logarithmic divergences cancel out in $G_{12}(E, \mu)$, giving rise to the universal $\ln(M_B/E_\gamma^{\text{max}})$ term. The scale dependence contained in $N_{12}(\mu)$ cancels out in the product $\Gamma_{12}^0 \times G_{12}$ due to the corresponding scale dependence of the weak coupling. For the explicit expressions of F_{12}, H_{12} and N_{12} and a more detailed discussion of the μ -dependence we refer to [247]. The result thus obtained can be applied to both B and D decays.

We finally give the results for G_{+-} and G_{+0} in the limit $m_{1,2}, E \ll M_B$, which represents a convenient, and very good approximation:

$$G_{+-} = 1 - \frac{\alpha}{\pi} \left\{ \left[2 \ln \epsilon + 1 + \ln(1 - \delta^2) \right] \ln \left(\frac{4E^2}{M_B^2} \right) - 4 \ln \epsilon + \frac{\pi^2}{3} + 1 + \mathcal{O}(\delta) \right\} \quad (44)$$

$$G_{+0} = 1 - \frac{\alpha}{\pi} \left\{ [\ln \epsilon + 1 + \ln(1 + \delta)] \ln \left(\frac{4E^2}{M_B^2} \right) - 2 \ln \epsilon + \frac{\pi^2}{6} - 1 + \mathcal{O}(\delta) \right\} \quad (45)$$

where

$$\epsilon = \frac{m_1 + m_2}{2M_B}, \quad \delta = \frac{m_1 - m_2}{m_1 + m_2}, \quad (46)$$

with $12 = +- , +0$, respectively. This approximation also serves to clarify the physical relevance of the correction factors. The logarithmic terms as well as the Coulomb correction ($\sim \pi^2$) are model-independent, well defined effects. On the other hand, the remaining constant pieces (± 1) are not meaningful in the absence of the proper UV matching, but they are subdominant and numerically rather small.

2.2.4.3 Inclusion of final state radiation effects in an experimental analysis

We will discuss in particular the inclusion of final state radiation in the analysis of rare B decays at B factories. In this kind of environment, the efficiency is estimated through Monte Carlo simulation where QED effects are taken into account using the PHOTOS simulation package [257]. The first issue is then to check if the performances of the entire event simulation chain are the ones expected from the theory. One can thus compare the simulated $G_{12}(E_\gamma^{\max})$ function, as well as the energy and angular distribution of the generated photons (whose analytical expression can be found in [247]) and then, if needed, correct the distributions on which efficiency and parametrization of the fit variables are evaluated. Then, particular care has to be taken in order to quote the results in such a way that radiation effects can be disentagled. In principle, it would be necessary to select B candidates with a specified maximum amount of $\mathcal{O}(100 \text{ MeV})$ photon energy in the final states, a quantity which is difficult to reconstruct in a B factory context. Instead, one could define the data sample selecting on an observed variable which can be clearly related to the maximum allowed energy for photons E_γ^{\max} . The variable $\Delta E = E_B^* - \sqrt{s}/2$, where E_B^* is the reconstructed B candidate energy in the e^+e^- center of mass (CM) frame and \sqrt{s} the total CM energy, is clearly suitable for this purpose. The ΔE window chosen for the analysis would then allow for the presence of radiated photons up to the chosen cut, providing the possibility of quoting results, e.g., on branching fractions, with a defined cut on the soft photon spectrum. Once a result of this kind is obtained, it is easy to extract the weak couplings – which cannot be directly measured due to the intrinsic and unavoidable features of QED – employing the theoretical calculation explained in the previous section. This is very important, since the comparison between theoretical predictions and experiments can be done more efficiently in terms of the weak couplings. Moreover, a meaningful comparison between different experiments can only be done in terms of the weak couplings (non-radiative quantities) or in terms of the inclusive widths employing the same infrared cut-off.

2.2.5 Outlook on future improvements

The improvement of our quantitative understanding of hadronic effects in charmless non-leptonic B -decays requires both experimental and theoretical efforts:

- Completion of the NNLO analyses for the factorizable vertex and hard-scattering contributions to reduce the perturbative uncertainties.
- Further improvement in hadronic input parameters (form factors, LCDA) by non-perturbative methods, combined with experimental data on B - and D -meson decays.
- More systematic treatment of power-corrections.
- Better understanding of $SU(3)$ -breaking effects in the analysis of B_s and $B_{u,d}$ decays.

In the future, the main limitations will probably be due to theoretical uncertainties in non-perturbative strong rescattering phases.

2.3 Light-cone QCD sum rules

2.3.1 Distribution Amplitudes

Light-cone wave functions or distribution amplitudes (DA) are matrix elements defined near light-like separations connecting hadrons to their partonic constituents. They are widely used in hard exclusive processes with high momentum transfer [258], which are often dominated by light-like distances. Formally they appear in the light-cone operator product expansion (LCOPE) and can be seen as the analogue of matrix elements of local operators in the operator product expansion (OPE). The terms in the OPE are ordered according to the dimension of the operators, the terms in the LCOPE according to their twist, the dimension minus the spin. We shall discuss distribution amplitudes for light mesons, which are most relevant for the LHCb experiment ⁵. We shall take the $K(495)$ and the $K^*(892)$ as representatives for the light pseudoscalar and vector mesons⁶.

$$\begin{aligned}
\langle 0|\bar{q}(x)x_\mu\gamma^\mu\gamma_5[x,0]s(0)|K(q)\rangle &= if_Kq\cdot x\int_0^1 du e^{-i\bar{u}q\cdot x}\phi_K(u) + O(x^2, m_K^2), \\
\langle 0|\bar{q}(x)x_\mu\gamma^\mu[x,0]s(0)|K^*(q, \lambda)\rangle &= (\varepsilon^{(\lambda)}\cdot x)f_{K^*}m_{K^*}\int_0^1 du e^{-i\bar{u}q\cdot x}\phi_K^\parallel(u) + O(x^2, m_{K^*}^2), \quad (47) \\
\langle 0|\bar{q}(x)\sigma_{\mu\nu}[x,0]s(0)|K^*(q, \lambda)\rangle &= i(\varepsilon_\mu^{(\lambda)}q_\nu - \varepsilon_\nu^{(\lambda)}q_\mu)f_{K^*}^\perp(\mu)\int_0^1 du e^{-i\bar{u}q\cdot x}\phi_K^\perp(u) + O(x^2, m_{K^*}^2).
\end{aligned}$$

The vector x_μ is to be thought of as a vector close to the light-cone. The variable u ($\bar{u} \equiv 1 - u$) can be interpreted as the collinear momentum fraction carried by one of the constituent quarks in the meson. Corrections to the leading twist come from three sources: 1. other Dirac-structures (e.g. $\langle 0|\bar{q}(x)\gamma_5[x,0]s(0)|K(q)\rangle$), 2. higher Fock states (including an additional gluon) and 3. mass and light-cone corrections as indicated in the equations above.

The wave functions $\phi(u, \mu)$ are non-perturbative objects. Their asymptotic forms are known from perturbative QCD, $\phi(u, \mu) \xrightarrow{\mu \rightarrow \infty} 6u\bar{u}$. Use of one-loop conformal symmetry of massless QCD is made by expanding in the eigenfunctions of the evolution kernel, the Gegenbauer polynomials $C_n^{3/2}$,

$$\phi(u, \mu) = 6u\bar{u} \left(1 + \sum_{n=1}^{\infty} \alpha_n(\mu) C_n^{3/2}(2u-1) \right), \quad (48)$$

where the α_n are hadronic parameters, the Gegenbauer moments. If n is odd they vanish for particles with definite G-parity, e.g. $\alpha_{2n+1}(\pi) = 0$. For the kaon $\alpha_{2n+1}(K) \neq 0$, which contributes to SU(3) breaking. In practice the expansion is truncated after a few terms. This is motivated by the fact that the hierarchy of anomalous dimensions $\gamma_{n+1} > \gamma_n > 0$ implies $|\alpha_{n+1}| < |\alpha_n|$ at a sufficiently high scale. From concrete calculations and fits it indeed appears that the hierarchy already sets in at typical hadronic scales ~ 1 GeV. Moreover, for smooth kernels the higher Gegenbauer moments give small contributions upon convolution much like in the familiar case of the partial wave expansion in quantum mechanics.

A different method is to model the wave-functions by using experimental and theoretical constraints. In [276] a recursive relation between the Gegenbauer moments was proposed, which involves only two additional parameters. This constitutes an alternative tool especially in cases where the conformal expansion is converging slowly.

We shall not report on higher-twist contributions here but refer to the literature [274, 275]. It should also be mentioned that higher-twist effects can be rather prominent such as in the time dependent CP asymmetry in $B \rightarrow K^*\gamma$ via soft gluon emission [262].

⁵There are of course other DA of interest. Baryon DA have recently been reviewed in [259], the photon DA is treated in [260] and a recent lecture on the B-meson DA can be found in [261].

⁶In the literature sometimes another phase convention for the vector meson states is used, where $|V\rangle_{other} = i|V\rangle_{here}$.

2.3.1.1 Decay constants

The decay constants normalize the DA. For the pseudoscalars π, K they are well known from experiment. The decay constants of the η and η' , and in general their wave functions, are more complicated due to η - η' mixing and the chiral anomaly and shall not be discussed here. For the vector particles there are two decay constants as seen from (47). The longitudinal decay constants can be taken from experiment. For instance for ρ^0, ω and ϕ they are taken from $V^0 \rightarrow e^+e^-$ and for ρ^- and K^{*-} from $\tau^- \rightarrow V^- \nu_\tau$. It is worth noting that the difference in f_{ρ^0} and f_{ρ^-} seems consistent with the expected size of isospin breaking, whereas some time ago there seemed to be a slight tension [266].

For the transverse decay constants f^\perp one has to rely on theory. QCD sum rules provide both longitudinal and transverse decay constants [232, 263]

$$\begin{aligned} f_\rho &= (206 \pm 7) \text{ MeV} & f_\rho^\perp(1 \text{ GeV}) &= (165 \pm 9) \text{ MeV} \\ f_{K^*} &= (222 \pm 8) \text{ MeV} & f_{K^*}^\perp(1 \text{ GeV}) &= (185 \pm 10) \text{ MeV}. \end{aligned} \quad (49)$$

In lattice QCD there exist two quenched calculations of the ratio of decay constants [264, 265], which are consistent with the sum rule values above. Combining all these experimental, sum rule and lattice results we get [267]

$$\begin{aligned} f_\rho &= (216 \pm 2) \text{ MeV} & f_\rho^\perp(1 \text{ GeV}) &= (165 \pm 9) \text{ MeV} \\ f_\omega &= (187 \pm 5) \text{ MeV} & f_\omega^\perp(1 \text{ GeV}) &= (151 \pm 9) \text{ MeV} \\ f_{K^*} &= (220 \pm 5) \text{ MeV} & f_{K^*}^\perp(1 \text{ GeV}) &= (185 \pm 10) \text{ MeV} \\ f_\phi &= (215 \pm 5) \text{ MeV} & f_\phi^\perp(1 \text{ GeV}) &= (186 \pm 9) \text{ MeV}. \end{aligned} \quad (50)$$

2.3.1.2 The first and second Gegenbauer moment

As mentioned before, the first Gegenbauer moment vanishes for particles with definite G-parity. Intuitively the first Gegenbauer moment of the kaon is a measure of the average momentum fraction carried by the strange quark. Based on the constituent quark model it is expected that $\alpha_1(K) > 0$. A negative value of this quantity [268] created some confusion and initiated reinvestigations. The sum rule used in that work is of the non-diagonal type and has a non-positive definite spectral function, which makes the extraction of any kind of residue very unreliable. Later on diagonal sum rules were used and stable values were obtained [232, 269] ($\mu = 1 \text{ GeV}$)

$$\alpha_1(K, \mu) = 0.06 \pm 0.03, \quad \alpha_1^\parallel(K^*, \mu) = 0.03 \pm 0.02, \quad \alpha_1^\perp(K^*, \mu) = 0.04 \pm 0.03, \quad (51)$$

although with relatively large uncertainties. An interesting alternative method was suggested in [270] where the first Gegenbauer moment was related to a quark-gluon matrix element via the equation of motion. An alternative derivation and a completion for all cases was later given in [271]. The operator equation for the kaon is

$$\frac{9}{5} \alpha_1(K) = -\frac{m_s - m_q}{m_s + m_q} + 4 \frac{m_s^2 - m_q^2}{m_K^2} - 8\kappa_4(K),$$

where the twist-4 matrix element κ_4 is defined as: $\langle 0 | \bar{q}(gG_{\alpha\mu})i\gamma^\mu\gamma_5 s | K(q) \rangle = iq_\alpha f_K m_K^2 \kappa_4(K)$. Similar equations exist for the longitudinal and transverse case. It is worth stressing that those operator relations are completely general and it remains to determine the twist-4 matrix elements. Attempts to determine them from QCD sum rules [270, 271] turn out to be consistent with the determinations from diagonal sum rules (51) but cannot compete in terms of the accuracy. Later lattice QCD provided the first Gegenbauer moment for the kaon DA from domain-wall fermions [272] and Wilson fermions [273] whose values agree very well with the central value of $\alpha_1(K)$ in (51), but have significantly lower uncertainty.

The second Gegenbauer moment has also been determined from diagonal sum rules for the π and K [269, 274]

$$\alpha_2(\pi, 1 \text{ GeV}) = 0.27 \pm 0.08 \quad \frac{\alpha_2(K)}{\alpha_2(\pi)} = 1.05 \pm 0.15 \quad (52)$$

It can be seen that the SU(3) breaking in the second moment is presumably moderate. Values of α_2 for the vector mesons ρ , K^* and ϕ have recently been updated in [275].

2.3.2 Heavy-to-light form factors from LCSR

Light-cone sum rules (LCSR) were developed to improve on some of the shortcomings of three-point sum rules designed to describe meson-to-meson transition form factors. The problem is that for $B \rightarrow M$ transitions, where M is a light meson, higher order matrix elements grow with m_b rendering the OPE non-convergent. In the case $D \rightarrow M$ three-point sum rules and LCSR yield comparable results. A review of the framework of LCSR can be found in [229].

The form factors of V and A currents for B to light pseudoscalar and vector mesons are defined as ($q = p_B - p$)

$$\langle P(p) | \bar{q} \gamma_\mu b | \bar{B}(p_B) \rangle = f_+(q^2) \left[(p_B + p)_\mu - \frac{m_B^2 - m_P^2}{q^2} q_\mu \right] + f_0(q^2) \frac{m_B^2 - m_P^2}{q^2} q_\mu \quad (53)$$

$$c_V \langle V(p, \varepsilon) | \bar{q} \gamma_\mu (1 - \gamma_5) b | \bar{B}(p_B) \rangle = \frac{2V(q^2)}{m_B + m_V} \epsilon_{\mu\nu\rho\sigma} \varepsilon^{*\nu} p_B^\rho p^\sigma - 2im_V A_0(q^2) \frac{\varepsilon^* \cdot q}{q^2} q_\mu \quad (54)$$

$$-i(m_B + m_V) A_1(q^2) \left[\varepsilon_\mu^* - \frac{\varepsilon^* \cdot q}{q^2} q_\mu \right] + iA_2(q^2) \frac{\varepsilon^* \cdot q}{m_B + m_V} \left[(p_B + p)_\mu - \frac{m_B^2 - m_V^2}{q^2} q_\mu \right]$$

The factor c_V accounts for the flavour content of particles: $c_V = \sqrt{2}$ for ρ^0 , ω and $c_V = 1$ otherwise. The tensor form factors, relevant for $B \rightarrow V\gamma$ or $B \rightarrow P(V)l^+l^-$, are defined as

$$\langle P(p) | \bar{q} \sigma_{\mu\nu} q^\nu b | \bar{B}(p_B) \rangle = \frac{if_T(q^2)}{m_B + m_P} [q^2(p + p_B)_\mu - (m_B^2 - m_P^2)q_\mu] \quad (55)$$

$$c_V \langle V(p, \varepsilon) | \bar{q} \sigma_{\mu\nu} q^\nu (1 + \gamma_5) b | \bar{B}(p_B) \rangle = 2iT_1(q^2) \epsilon_{\mu\nu\rho\sigma} \varepsilon^{*\nu} p_B^\rho p^\sigma + T_2(q^2) [(m_B^2 - m_V^2)\varepsilon_\mu^* - (\varepsilon^* \cdot q)(p_B + p)_\mu] + T_3(q^2) (\varepsilon^* \cdot q) \left[q_\mu - \frac{q^2}{m_B^2 - m_V^2} (p_B + p)_\mu \right] \quad (56)$$

with $T_1(0) = T_2(0)$. Note that the tensor form factors depend on the renormalization scale μ of the matrix element. All form factors in (53) - (56) are positive and $e^{0123} = -1$.

LCSR allow us to obtain the form factors from a suitable correlation function for virtualities of $0 < q^2 \lesssim 14 \text{ GeV}^2$. The residue in the sum rule is of the type $(f_B f_+(q^2))_{\text{SR}}$. Using a second sum rule for $(f_B)_{\text{SR}}$ to the same accuracy, the form factor is obtained as $f_+ = (f_B f_+(q^2))_{\text{SR}} / (f_B)_{\text{SR}}$, where several uncertainties cancel. The final uncertainties of the sum rule results for the form factors are around 10% and slightly more for the $B \rightarrow K$ transitions due to the additional uncertainty in the first Gegenbauer moment. The most recent and up-to-date calculation for $B \rightarrow M$ form factors, including twist-3 radiative corrections, can be found in [230, 231]. It is not obvious how the accuracy can be significantly improved by including further corrections. One interesting option would be to calculate NNLO QCD corrections, which could first be attempted in the large- β_0 limit.

Another interesting question is whether it is possible to extend the form factor calculations to the entire physical domain $0 < q^2 < (m_B - m_{P(V)})^2$. It has been advocated by Becirevic and Kaidalov [277] to write the form factor f_+ as a dispersion relation in q^2 with a lowest-lying pole term plus a contribution from multiparticle states, which in a minimal setup can be approximated by an effective pole term at higher mass:

$$f_+(q^2) = \frac{r_1}{1 - q^2/m_1^2} + \int_{(m_B + m_P)^2}^{\infty} ds \frac{\rho(s)}{s - q^2} \rightarrow \frac{r_1}{1 - q^2/m_1^2} + \frac{r_2}{1 - q^2/m_{\text{fit}}^2}. \quad (57)$$

Table 7: Form factors from light-cone sum rules.

$f_+^{B \rightarrow \pi}(0)$	$T_1^{B \rightarrow \rho}(0)$	$V^{B \rightarrow \rho}(0)$	$A_0^{B \rightarrow \rho}(0)$	$A_1^{B \rightarrow \rho}(0)$	$A_2^{B \rightarrow \rho}(0)$
0.258 ± 0.031	0.267 ± 0.023	0.323 ± 0.030	0.303 ± 0.029	0.242 ± 0.023	0.221 ± 0.023

In the past it has often been popular to adopt Vector Meson Dominance (VMD), i.e. to set $r_2 = 0$. BaBar measurements of semileptonic decay spectra with five bins in the q^2 -distribution now strongly disfavour simple VMD [278]. Another important point is that the fits to the parametrisation (57) allow us to reproduce the results from LCSR extremely well [230,231]. The parametrisation also passes a number of consistency tests. The soft pion point $f_0(m_B^2) = f_B/f_\pi$ can be attained upon extrapolation, leading to a B -meson decay constant of $f_B \approx 205$ MeV. This is well in the ballpark of expectations and consistent with the Belle measurement of $B \rightarrow \tau\nu$. Moreover the residue $(r_1)_{f_+} = (f_{B^*} g_{BB^*\pi})/(2m_{B^*})$, which is rather stable under the fits, agrees within ten percent with what is known from hadronic physics. Representative results are given in Table 7. More form factors can be found in eq. (27) and Tab. 3 of [230] for $B \rightarrow \pi, K, \eta$ and in Tab. 8 of [231] for $B \rightarrow \rho, K^*, \phi, \omega$. It has to be emphasized that the $B \rightarrow K, K^*$ transitions have been evaluated before the progress in the SU(3)-breaking was achieved. An update would be timely and will certainly be undertaken for such important cases as $B \rightarrow K^* l^+ l^-$. In particular for the $B \rightarrow K^* \gamma$ decay rate in the standard model (SM) it was emphasized by [279, 280] that within the framework of QCD factorization $T_1(0)_{\text{SM-exp, QCDF}} = 0.28 \pm 0.02$. An update of SU(3)-breaking effects yields $T_1(0) = 0.31 \pm 0.04$ [281], which seems reasonably consistent.

In certain decay channels, such as $B \rightarrow K^* l^+ l^-$, several form factors enter at the same time. Sometimes ratios of decay rates are needed, e.g. for the extraction of $|V_{td}/V_{ts}|$ from $B \rightarrow K^* \gamma$. Simply taking the uncertainties in the individual form factors and adding them linearly could be a drastic overestimate since parametric uncertainties, such as those from m_b , might cancel in the quantities of interest. In the former case no efforts have been undertaken. In the latter case a consistent evaluation [263] leads to the form factor ratio $\xi \equiv T_1^{B \rightarrow K^*}(0)/T_1^{B \rightarrow \rho}(0) = 1.17 \pm 0.09$.

2.3.3 Comparison with heavy-to-light form factors from relativistic quark models

W. Lucha, D. Melikhov, S. Simula, B. Stech

Quark models have been frequently used in the past to estimate hadronic quantities such as form factors. They may be applied to complicated processes hardly accessible to lattice calculations and they provide connections between different processes through the wave functions of the participating hadrons. Relativistic quark models are based on a simplified picture of QCD: Below the chiral symmetry breaking

Table 8: Examples of form factors for $B \rightarrow \rho [B_s \rightarrow K^*]$ from the quark model [292].

$V(0)$	$A_1(0)$	$A_2(0)$	$A_0(0)$	$T_1(0)$	$T_3(0)$
0.31 [0.44]	0.26 [0.36]	0.24 [0.32]	0.29 [0.45]	0.27 [0.39]	0.19 [0.27]

scale $\mu_\chi \approx 1$ GeV, quarks are treated as particles of fixed mass interacting via a relativistic potential and hadron wave functions and masses are found as solutions of three-dimensional reductions of the Bethe–Salpeter equation. The structure of the confining potential is restricted by rigorous properties of QCD, such as heavy-quark symmetry for the heavy-quark sector [282, 283] and spontaneously broken chiral symmetry for the light-quark sector [284]. The values of the constituent-quark masses and the parameters of the potential are fixed by requiring that the spectrum of observed hadron states is well reproduced [285, 286].

Various versions of the quark model were applied to the description of weak properties of heavy

hadrons (see e.g. [287–289]). For instance, the weak transition form factors are given in the quark model in [290] by relativistic double spectral representations in terms of the wave functions of initial and final hadrons and the double spectral density of the corresponding Feynman diagrams with massive quarks. This approach led to very successful predictions for D decays [291, 292]. Many results for various B and B_s decays have been obtained [292–296], yielding an overall picture in agreement with other approaches, such as QCD sum rules. Table 8 gives examples of the results from [292]. A comparison between various quark models performed in [297] leads to a qualitative estimate of the overall uncertainty of some 10–15%. The main limitation of the quark model approach is the difficulty to provide rigorous estimates of the systematic errors of the calculated hadron parameters. In this respect, quark models cannot compete with lattice gauge theory.

2.4 Lattice QCD

2.4.1 Recent results

In this section we give a summary of recent lattice results relevant to flavour physics. The tables should be consulted with an eye on the systematics discussed in 2.4.2. For a more complete coverage, see the review talks on heavy flavour physics [298–300] and kaon physics [301–303] at the last few lattice conferences.

2.4.1.1 Decay constants

The axial-vector decay constants relevant to the $\pi \rightarrow \ell\nu$ leptonic decays

$$\langle 0 | (\bar{d}\gamma_\mu\gamma_5 u)(x) | \pi(p) \rangle = i f_\pi p_\mu e^{-ip \cdot x} \quad (58)$$

(and analogously for K, D, B mesons) may be evaluated on the lattice. Some recent results are collected in Table 9. The first column gives the statistical and systematic errors. The second column says whether

Table 9: Decay constants from lattice QCD.

$f_K/f_\pi = 1.24(2)$	$N_f = 2 + 1$	dom/dom	no	RBC/UKQCD [304]
$f_K/f_\pi = 1.218(2)_{(-24)}^{(+11)}$	$N_f = 2 + 1$	stag/dom	no	NPLQCD [305]
$f_K/f_\pi = 1.208(2)_{(-14)}^{(+07)}$	$N_f = 2 + 1$	stag/stag	yes	MILC [306]
$f_K/f_\pi = 1.189(7)$	$N_f = 2 + 1$	stag/stag	yes	HPQCD [307]
$f_{D_s} = 242(09)(10)$ MeV	$N_f = 0$	—/clov	yes	ALPHA [308]
$f_{D_s} = 240(5)(5)$ MeV	$N_f = 0$	—/clov	yes	RomeII [309]
$f_{D_s} = 249(03)(16)$ MeV	$N_f = 2 + 1$	stag/stag	yes	FNAL/MILC/+ [310]
$f_{D_s} = 238(11)_{(-27)}^{(+07)}$ MeV	$N_f = 2$	clov/clov	yes	CP-PACS [298]
$f_{D_s} = 241(3)$ MeV	$N_f = 2 + 1$	stag/stag	yes	HPQCD [307]
$f_D = 232(7)_{(-0)}^{(+6)}(53)$ MeV	$N_f = 0$	—/dom	no	RBC [311]
$f_D = 202(12)_{(-25)}^{(+20)}$ MeV	$N_f = 2$	clov/clov	yes	CP-PACS [298]
$f_{D_s}/f_D = 1.05(2)_{(-2)}^{(+0)}(6)$	$N_f = 0$	—/dom	no	RBC [311]
$f_{D_s}/f_D = 1.24(7)$	$N_f = 2 + 1$	stag/stag	yes	FNAL/MILC/+ [310]
$f_{D_s}/f_D = 1.162(9)$	$N_f = 2 + 1$	stag/stag	yes	HPQCD [307]
$f_{B_s} = 192(6)(4)$ MeV	$N_f = 0$	—/clov	yes	RomeII [309]
$f_{B_s} = 205(12)$ MeV	$N_f = 0$	—/clov	yes	ALPHA [312]
$f_{B_s} = 191(6)$ MeV	$N_f = 0$	—/clov	yes	ALPHA [313]
$f_{B_s} = 242(9)(51)$ MeV	$N_f = 2$	clov/clov	yes	CP-PACS [314]
$f_{B_s} = 217(6)_{(-28)}^{(+37)}$ MeV	$N_f = 2$	stag/wils	yes	MILC [315]
$f_{B_s} = 260(7)(26)(8)$ MeV	$N_f = 2 + 1$	clov/clov	no	HPQCD [316]
$f_{B_s}/f_B = 1.179(18)(23)$	$N_f = 2$	clov/clov	yes	CP-PACS [314]
$f_{B_s}/f_B = 1.16(1)(3)_{(-0)}^{(+4)}$	$N_f = 2$	stag/wils	yes	MILC [315]
$f_{B_s}/f_B = 1.13(3)_{(-02)}^{(+17)}$	$N_f = 2$	clov/clov	no	JLQCD [317]
$f_{B_s}/f_B = 1.20(3)(1)$	$N_f = 2 + 1$	stag/stag	yes	HPQCD [318]
$f_{B_s}/f_B = 1.29(4)(6)$	$N_f = 2$	dom/dom	no	RBC [319]

the simulations are quenched ($N_f = 0$), or dynamical with a common m_{ud} mass only ($N_f = 2$), or with strange quark loops included ($N_f = 2 + 1$). The remaining columns indicate the light quark formulation in the sea and valence sectors and whether a continuum extrapolation has been attempted. To the quenched results, an extra 5% scale setting error should be added (see 2.4.2.1). Generally, the lattice results compare favourably to the recent experimental determinations (using the appropriate CKM

element from another process) $f_D = 223(17)(03)$ MeV at CLEO [320], $f_{D_s} = 282(16)(7)$ MeV at CLEO [321], $f_{D_s} = 283(17)(16)$ MeV at BaBar [322] and $f_B = 229(^{+36}_{-31})(^{+34}_{-37})$ MeV at Belle [323]. One may also form the ratio $\sqrt{M_{D_s}}f_{D_s}/\sqrt{M_D}f_D$ and compare to the result 1.30(12), implied by the CLEO and BaBar numbers.

2.4.1.2 Form factors

The vector form factors of semi-leptonic decays like $B \rightarrow \pi \ell \nu$ or $D \rightarrow K \ell \nu$, defined in (53), can be calculated in the range $q_{\min}^2 < q^2 < q_{\max}^2$, where $q_{\max}^2 = (M_B - M_\pi)^2, (M_D - M_K)^2$, respectively, while q_{\min}^2 is a soft bound (set by the cut-off effects and noise one considers tolerable). Often $f_+(0) = f_0(0)$ is used and a parametrisation is employed to extrapolate. Among the most popular are those of Bećirević-Kaidalov [277] and Ball-Zwicky [277, 278]

$$f_+^{\text{BK}}(q^2) = \frac{f}{(1 - \tilde{q}^2)(1 - \alpha \tilde{q}^2)}, \quad f_0^{\text{BK}}(q^2) = \frac{f}{1 - \tilde{q}^2/\beta} \quad (59)$$

$$f_+^{\text{BZ}}(q^2) = \frac{f}{1 - \tilde{q}^2} + \frac{r \tilde{q}^2}{(1 - \tilde{q}^2)(1 - \alpha \tilde{q}^2)} \quad (60)$$

where $\tilde{q}^2 = q^2/M_{B^*}^2$ (or $q^2/M_{D^*}^2$ for D -decays), with the parameters $f = f_+(0), \alpha$ (BK,BZ) and r (BZ). The expression in (60) is equivalent to the approximate form in (57). Some recent results, with the same meaning of the columns as before, are given in Table 10. The definition of \mathcal{F} is given in [330].

Table 10: Form factors from lattice QCD.

$f_+^{K \rightarrow \pi}(0) = 0.960(5)(7)$	$N_f = 0$	— /clov	no	RomeI-Orsay [324]
$f_+^{K \rightarrow \pi}(0) = 0.952(6)$	$N_f = 2$	clov/clov	no	JLQCD [325]
$f_+^{K \rightarrow \pi}(0) = 0.968(9)(6)$	$N_f = 2$	dom/dom	no	RBC [326]
$f_+^{K \rightarrow \pi}(0) = 0.9680(16)$	$N_f = 2 + 1$	dom/dom	no	UKQCD/RBC [327]
$f_+^{K \rightarrow \pi}(0) = 0.962(6)(9)$	$N_f = 2 + 1$	stag/clov	no	FNAL/MILC/+ [328]
$f_+^{D \rightarrow \pi}(0) = 0.64(3)(6)$	$N_f = 2 + 1$	stag/stag	no	FNAL/MILC/+ [329]
$f_+^{D \rightarrow K}(0) = 0.73(3)(7)$	$N_f = 2 + 1$	stag/stag	no	FNAL/MILC/+ [329]
$f_+^{B \rightarrow \pi}(0) = 0.23(2)(3)$	$N_f = 2 + 1$	stag/stag	no	FNAL/MILC/+ [330]
$f_+^{B \rightarrow \pi}(0) = 0.31(5)(4)$	$N_f = 2 + 1$	stag/stag	yes	HPQCD [331]
$\mathcal{F}^{B \rightarrow D}(1) = 1.074(18)(16)$	$N_f = 2 + 1$	stag/stag	no	FNAL/MILC/+ [330]
$\mathcal{F}^{B \rightarrow D}(1) = 1.026(17)$	$N_f = 0$	— /clov	yes	RomeII [332]

Earlier work on the $B \rightarrow \pi \ell \bar{\nu}$ form factors can be found in [333–336]. For $D \rightarrow K \ell \nu$ and $D \rightarrow \pi \ell \nu$ the q^2 -dependence of the form factors has been traced out by the FNAL/MILC/+ collaboration [329] and compared to experimental results by the BES [337] and FOCUS [338] collaborations. For $B \rightarrow \pi \ell \nu$ the q^2 -dependence, as determined by the HPQCD and FNAL/MILC/+ collaborations, is in reasonable agreement [298]. For a generic comment why the form factor at $q^2 = 0$ is not always the best thing to ask for from the lattice, see section 2.4.3.

2.4.1.3 Bag parameters

On the lattice, the SM bag parameters $B_K(\mu)$ and $B_B(\mu)$ for neutral kaon and B -meson mixing

$$\langle \bar{K}^0 | (\bar{s}d)_{V-A} (\bar{s}d)_{V-A} | K^0 \rangle = \frac{8}{3} M_K^2 f_K^2 B_K \quad (61)$$

$$\langle \bar{B}_q^0 | (\bar{b}q)_{V-A} (\bar{b}q)_{V-A} | B_q^0 \rangle = \frac{8}{3} M_{B_q}^2 f_{B_q}^2 B_{B_q} \quad (q = d, s) \quad (62)$$

are extracted indirectly. The measured quantities are $f_B^2 B_B$ and f_B ; then the ratio is taken to obtain the quoted B_B (similar for B_K). Therefore, it makes little sense to combine B_B from one group and f_B from another to come up with a lattice value for $f_B \sqrt{B_B}$. On the other hand

$$\xi = \frac{f_{B_s} \sqrt{B_{B_s}}}{f_{B_d} \sqrt{B_{B_d}}} \quad (63)$$

is benevolent, from a lattice viewpoint, since it follows from the ratio of the same correlator with two different quark masses (in practice, an extrapolation $m_d \rightarrow m_d^{\text{phys}}$ is needed). Many systematic uncertainties cancel in such ratios, but the chiral extrapolation error is not reduced. It would make sense to quote the renormalisation scheme and scale independent quantity

$$\hat{B}_X = \lim_{\mu \rightarrow \infty} \alpha_s(\mu)^{2/\beta_0} \left[1 + \frac{\alpha_s}{4\pi} J_{N_f} + \dots \right] B_X(\mu) \quad (64)$$

with known J_{N_f} . From a perturbative viewpoint B_X and \hat{B}_X are equivalent, but from a lattice perspective the latter is much better defined. Recent results for $B_K = B_K(2 \text{ GeV})$ and $B_B = B_B(m_b)$ are quoted in Table 11. Note that these values refer to bag parameters with spinor structure $VV + AA$ in the 4-fermion

Table 11: Bag parameters from lattice QCD.

$B_K = 0.5746(061)(191)$	$N_f = 0$	— /dom	yes	CP-PACS [339]
$B_K = 0.55(7)$	$N_f = 0$	— /over	yes	MILC [340]
$\hat{B}_K = 0.96(10)$ [hat]	$N_f = 0$	— /wils	yes	Becirevic et al. [341]
$B_K = 0.563(21)(49)$	$N_f = 0$	— /dom	yes	RBC [342]
$B_K = 0.563(47)(07)$	$N_f = 0$	— /over	yes	BMW [129]
$\hat{B}_K = 0.789(46)$ [hat]	$N_f = 0$	— /twis	yes	ALPHA [343]
$B_K = 0.49(13)$	$N_f = 2$	clov/clov	no	UKQCD [344]
$B_K = 0.495(18)$	$N_f = 2$	dom/dom	no	RBC [345]
$B_K = 0.618(18)(135)$	$N_f = 2 + 1$	stag/stag	no	HPQCD/UKQCD [346]
$B_K = 0.557(12)(29)$	$N_f = 2 + 1$	dom/dom	no	RBC/UKQCD [347]
$B_{B_s} = 0.940(16)(22)$	$N_f = 0$	— /over	no	Orsay [348]
$B_B = 0.836(27)_{(-62)}^{(+56)}$	$N_f = 2$	clov/clov	no	JLQCD [317]
$B_{B_s}/B_B = 1.017(16)_{(-17)}^{(+56)}$	$N_f = 2$	clov/clov	no	JLQCD [317]
$B_{B_s}/B_B = 1.06(6)(4)$	$N_f = 2$	dom/dom	no	RBC [319]
$f_{B_s} \sqrt{\hat{B}_{B_s}} = 281(21) \text{ MeV}$	$N_f = 2 + 1$	stag/stag	no	HPQCD [349]
$\xi = 1.14(3)_{(-02)}^{(+13)}$	$N_f = 2$	clov/clov	no	JLQCD [317]
$\xi = 1.33(8)(8)$	$N_f = 2$	dom/dom	no	RBC [319]

operator, as they appear in the SM.

2.4.1.4 BSM matrix elements

There are several hadronic matrix elements for BSM operators available from the lattice. Kaon-mixing matrix elements with $VV - AA, SS + PP, SS - PP, TT$ spinor structure in the 4-fermion operator are found in [129, 130, 342, 350, 351] and $\langle \pi^0 | Q_\gamma^+ | K^0 \rangle$ is being addressed in [352]. In the literature, they go by the name of ‘‘SUSY matrix elements’’, but the idea is that only the (perturbatively calculated) Wilson coefficient refers to the specific BSM theory, while the (lattice evaluated) matrix element is fully generic. Thanks to massless overlap fermions [353, 354] obeying the Ginsparg-Wilson relation [355] and hence enjoying a lattice analogue of chiral symmetry [356], it is now possible to avoid admixtures of operators with an unwanted chirality structure.

Table 12: CKM matrix elements from lattice QCD.

$ V_{us} _{\text{Lat05}}$	$ V_{ub} _{\text{Lat05}}$	$ V_{cd} _{\text{Lat05}}$	$ V_{cs} _{\text{Lat05}}$	$ V_{cb} _{\text{Lat05}}$
0.2244(14)	$3.76(68) 10^{-3}$	0.245(22)	0.97(10)	$3.91(09)(34) 10^{-2}$

2.4.1.5 CKM matrix elements

In his Lattice 2005 write-up [298], Okamoto quantifies the magnitudes of all CKM matrix elements, except $|V_{td}|$, using *exclusively lattice results* (and experimental data, of course). They are collected in Table 12. The magnitudes $|V_{ud}|$, $|V_{ts}|$, $|V_{tb}|$ may be subsequently determined, if one assumes unitarity of V_{CKM} . This gives $|V_{ud}|_{\text{Lat05}}^{\text{SM}} = 0.9743(3)$, $|V_{ts}|_{\text{Lat05}}^{\text{SM}} = 3.79(53) 10^{-2}$ and $|V_{tb}|_{\text{Lat05}}^{\text{SM}} = 0.9992(1)$.

2.4.2 Scale setting and systematic effects

2.4.2.1 Burning N_f+1 observables in N_f flavour QCD

In a calculation with, say, a common ud and separate s, c quark masses, four observables must be used to set the lattice spacing and to adjust m_{ud}, m_s, m_c to their physical values (with m_{ud} there is a practical problem, but this is immaterial to the present discussion). In general, N_f+1 lattice observables cannot be used to make predictions, since LQCD establishes a connection

$$\underbrace{\begin{pmatrix} M_p \\ M_\pi \\ M_K \\ M_D \\ M_B \end{pmatrix}}_{\text{experiment}} \iff \underbrace{\begin{pmatrix} \Lambda_{\text{QCD}} \\ m_{ud} \\ m_s \\ m_c \\ m_b \end{pmatrix}}_{\text{parameters}} + \underbrace{\begin{pmatrix} f_\pi \\ f_K, B_K \\ f_D, f_{D_s} \\ \dots \\ f_B, f_{B_s} \\ B_B, B_{B_s} \end{pmatrix}}_{\text{predictions}}.$$

With infinitely precise data it would not matter which observables are sacrificed to specify the bare parameters in a given run (every observable depends a bit on each of the N_f+1 parameters). In practice, the situation is different. To adjust the bare parameters in a controlled way, it is important to single out N_f+1 observables that are easy to measure, do not show tremendous cut-off effects and depend strongly on one physical parameter but as weakly as possible on all other. By now it is clear that one should not use any broad resonance (e.g. the ρ), since this introduces large ambiguities [357].

Frequently, the Sommer radius r_0 [358] is used as an intermediate scale-setting quantity; e.g. the continuum limit is taken for $f_{B_s} r_0$. But the issue remains what physical distance should be identified with r_0 . Typically, a quenched lattice study converts a value for $f_{B_s} r_0$ with specified statistical and systematic errors into an MeV result for f_{B_s} , assuming that r_0 is exactly 0.5 fm (the preferred value from charmonium spectroscopy), or exactly 0.47 fm (from the proton mass), or exactly 0.51 fm (from f_K). If one is interested in quenched QCD, any of these values is fine. However, if one intends to use the result for phenomenological purposes, it is more advisable to attribute a certain error to (r_0 MeV) itself. For instance, one might use $r_0 = 0.49(2)$ fm. This is where the suggestion to add an extra 5% scale-setting ambiguity to most quenched results comes from. In principle, such ambiguities persist in $N_f = 2 + 1$ QCD, but they get smaller as one moves towards realistic quark masses.

2.4.2.2 Perturbative versus non-perturbative renormalisation

On the lattice, there are two types of renormalisation. Obviously, any operator which ‘‘runs’’ requires renormalisation. For instance, when calculating a bag parameter, the lattice result is $B_X^{\text{glue, ferm}}(a^{-1})$, where the superscript indicates the specific cut-off scheme defined by the gluon and fermion actions that

have been used. In order to obtain an observable with a well-defined continuum limit, this object needs to be converted into a scheme where the pertinent scale μ is not linked to the cut-off a^{-1} . Consequently, the conversion factor in $B_X^{\overline{\text{MS}}}(\mu) = C(\mu a) B_X^{\text{glue,ferm}}(a^{-1})$ would diverge in the continuum limit, but this is immaterial, since $C(\mu a)$ is not an observable.

Besides, a finite renormalisation is used for many quantities of interest. For instance, to measure f_π , one multiplies the point-like axial-vector current $A_\mu = \bar{d}\gamma_\mu\gamma_5 u$ with a renormalisation factor Z_A . Asymptotically (for large β), this factor behaves like $Z_A = 1 + \text{const}/\beta + O(\beta^{-2})$. Accordingly, $Z_A(\beta)$ may be calculated either in weak coupling perturbation theory or non-perturbatively. For some actions both avenues have been pursued, and sometimes it was found that within perturbation theory it is difficult to estimate the error (there may be big shifts when going from 1-loop to 2-loop and/or all perturbative calculations of $Z_A(\beta)$ may differ significantly from the outcome of a non-perturbative determination). The results with $N_f = 2+1$ staggered quarks rely on perturbation theory and some experts fear that some of the renormalisation factors may be less precisely known than what is currently believed. On the other hand one might argue that these actions involve UV-filtering (“link-fattening”) and may be less prone to such uncertainties than unfiltered (“thin-link”) actions. These issues are under active investigation.

2.4.2.3 Summary of extrapolations

Lattice calculations are done in a euclidean box $L^3 \times T$ with a finite lattice spacing a . From a field-theoretic viewpoint only the $T \rightarrow \infty$ limit is needed to define particle properties (to locate the pole of an Euclidean Green’s function and to extract the residue, the $t \rightarrow \infty$ behaviour of the correlation function $C(t)$ needs to be studied). All other limits are taken subsequently in the physical observables. A summary of all extrapolations involved is:

- 1) $T \rightarrow \infty$ or removal of excited states contamination (in practice, choosing $T \gg L$ is sufficient)
- 2) $a \rightarrow 0$ or removal of discretisation effects (at fixed $V = L^3$ and fixed $M_{\text{had}}L$)
- 3) $V \rightarrow \infty$ or removal of (spatial) finite-size effects (at fixed renormalised quark masses)
- 4) $m_{ud} \rightarrow m_{ud}^{\text{phys}}$ or chiral extrapolation
- 5) $m_b \rightarrow m_b^{\text{phys}}$ or heavy-quark extrapolation/interpolation (not with Fermilab formulation)

Extrapolations 1-3 are standard in the sense that one knows how to control them. The chiral extrapolation is far from innocent, since it is not really justified to use chiral perturbation theory [359, 360] if one cannot clearly identify chiral logs in the data, and it is hard to tell such logs from lattice artifacts and finite-size effects. The entries with the smallest error bars among the $N_f = 2+1$ data quoted above stem from simulations with the staggered action. In such studies the extrapolations 2 and 4 are performed by means of staggered chiral perturbation theory [361, 362], using a large number of fitting parameters. This makes it hard to judge whether the quoted error is realistic, but at least the “post processing” is done in a field-theoretic framework (no modelling). The fifth point depends on the details of the heavy-quark formulation (NRQCD, HQET, Fermilab) employed, but eventually, with $a^{-1} \simeq 10$ GeV and higher, one could use a standard relativistic action.

2.4.2.4 Conceptual issues

Besides these practical aspects, there might be conceptual issues regarding the theoretical validity of certain steps. In the past, the so-called quenched approximation has been used, where the functional determinant is neglected. While fundamentally uncontrolled, it seems to have little impact on the final result of a phenomenological study — as long as no flavour singlet quantity is measured, final-state interactions are not particularly important and the long-distance physics involved does not exceed ~ 1 fm (i.e. for $M_\pi > 200$ MeV, which still is the case in present simulations). State-of-the-art calculations use the partially quenched framework [363–365], which, despite its name, is *not* a half-way extrapolation from quenched to unquenched. It amounts to having, besides $m_{ud}^{\text{sea}} = m_{ud}^{\text{val}}$, also data with $m_{ud}^{\text{sea}} > m_{ud}^{\text{val}}$ which typically stabilise the extrapolation to $m_{ud}^{\text{sea}} = m_{ud}^{\text{val}} = m_{ud}^{\text{phys}}$. But even with the determinant

included, things remain somewhat controversial. The rooting procedure with staggered quarks (to obtain $N_f = 2 + 1$, the square-root of $\det(D_{m_{ud}}^{\text{st}})$ and the fourth-root of $\det(D_{m_s}^{\text{st}})$ is taken) has been the subject of a lively debate. Much theoretical progress on understanding its basis has been achieved — for a summary see the plenary talks on this point at the last three lattice conferences [366–369].

2.4.3 Prospects of future error bars

Future progress on the precision of lattice calculations of QCD matrix elements will hopefully come from a variety of improvements, including a growth in computer power, the development of better algorithms, the construction of better interpolating fields, and the design of better relativistic and heavy quark actions. Some of these factors are easier to forecast than others. For instance, the amount of CPU power is a rather monotonic function of time (for the lattice community as a whole, not for an individual collaboration). By contrast, progress at the algorithmic frontier comes in evolutionary steps – we have just witnessed a dramatic improvement of full QCD hybrid Monte Carlo algorithms [370]. The last two points are somewhere in between; here, every collaboration has its own preferences, which are largely driven by the kind of physics it wants to address. Below, some estimates for future error bars on quantities relevant to flavour physics will be given, but it is important to keep in mind two caveats.

The first caveat is a reminder that the anticipated percentage errors quoted below belong to a rather restricted class of observables. In the foreseeable future lattice methods can only be competitive for processes where the following conditions hold simultaneously:

- only one hadron in initial and/or final state,
- all hadrons stable (none near thresholds),
- all valence quarks in connected graphs,
- all momenta significantly below cut-off scale $2\pi/a$.

This is the case for the quantities discussed below, but it means that quick progress on other interesting quantities, such as $f^{B \rightarrow \rho}(q^2)$, is not likely.

The second caveat concerns the role of the theoretical uncertainties, as discussed in the previous paragraph. For instance, some of the estimates given below assume that certain (finite) renormalisation (i.e. matching) factors will be known at the 2-loop level. Such calculations are tedious and rely on massive computer algebra (the lattice regularisation reduces the full Lorentz symmetry, resulting in a proliferation of terms). Accordingly, future progress of such calculations is difficult to predict. In the same spirit one should mention that in the predictions discussed below it is assumed that for $M_\pi = 250 \dots 350$ MeV one is in a regime where chiral perturbation theory applies and can be used to further extrapolate the lattice data to the physical pion mass. In the unlikely event that for some specific process this is not the case, the corresponding prediction would undergo substantial revision.

With these caveats in mind it is interesting to discuss the projected error bars as they are released by some lattice groups. For instance MILC has a detailed “road-map” of their expected percentage errors (including statistical and theoretical uncertainties) for a number of matrix elements. They are collected in the following Table 13, which they kindly provide. By far the most ambitious plans are those of HPQCD. They have just released numbers for f_{D_s} and f_{D_s}/f_D with a claimed accuracy of 1.3% and 0.8%, respectively [307]. They plan on computing f_{B_s} and f_B as well as the $B \rightarrow \pi$ form factor at $q^2 \simeq 16$ GeV² to 4%. Finally, they envisage releasing the ratio f_{B_s}/f_B with 2% accuracy and ξ with 3% accuracy by the end of 2007.

In this context it is worth pointing out that progress in other fields, in particular in experiment, has the potential to ease the task for the lattice community. For instance, quoting the vector form factor f_+ for semileptonic $B \rightarrow \pi \ell \nu$ decay at $q^2 = 0$ is not the best thing to ask for from the lattice, since a long extrapolation is needed (see 2.4.1.2). Still, in the past this was common practice, since there was very limited experimental information available. In the meantime the situation has changed. Now, rather precise information on the shape of this form factor (via binned differential decay rate data $d\Gamma/dq^2$)

Table 13: Prospects for lattice uncertainties (MILC Collab.). The $B \rightarrow \pi \ell \nu$ form factor is taken at $q^2 = 16 \text{ GeV}^2$.

	Lat'06	Lat'07	2-3 yrs.	5-10 yrs.
f_{D_s}, f_{B_s}	10	7	5	3-4
f_D, f_B	11	7-8	5	4
$f_B \sqrt{B_B}$	17	8-13	4-5	3-4
ξ	–	4	3	1-2
$(B, D) \rightarrow (K, \pi) \ell \nu$	11	8	6	4
$B \rightarrow (D, D^*) \ell \nu$	4	3	2	1

is available, and only the absolute normalisation is difficult to determine in experiment (see e.g. [371] for a detailed analysis). As a result MILC and HPQCD give the future lattice precision attainable at $q^2 = 16 \text{ GeV}^2$, i.e. at a momentum transfer which can be reached in the simulation.

3 New physics in benchmark channels

3.1 Radiative penguin decays

The flavour changing neutral current (FCNC) transitions $b \rightarrow s\gamma$ and $b \rightarrow d\gamma$ are among the most valuable probes of flavour physics. They place stringent constraints on a variety of New Physics models, in particular on those where the flavour-violating transition to a right-handed s - or d -quark is not suppressed, in contrast to the Standard Model (SM). Assuming the SM to be valid, the combination of these two processes offers a competitive way to extract the ratio of CKM matrix elements $|V_{td}/V_{ts}|$. This determination is complementary to the one from B mixing and to the one of the SM unitarity triangle based on the tree-level observables $|V_{ub}/V_{cb}|$ and the angle γ . Other interesting observables are the CP and isospin asymmetries and photon polarization. Radiative B decays are also characterized by the large impact of short-distance QCD corrections [372]. Considerable effort has gone into the calculation of these corrections, which are now approaching next-to-next-to-leading order (NNLO) accuracy [373–385]. On the experimental side, both exclusive and inclusive $b \rightarrow s\gamma$ branching ratios are known with good accuracy, $\sim 5\%$ for $B \rightarrow K^*\gamma$ and $\sim 7\%$ for $\bar{B} \rightarrow X_s\gamma$ [386], while the situation is less favourable for $b \rightarrow d\gamma$ transitions: measurements are only available for exclusive channels. Here, we shall discuss first the inclusive modes, then the exclusive ones. We shall begin with an overview of the current status of the SM calculations and later consider the situation for models of New Physics.

3.1.1 $\bar{B} \rightarrow X_{(s,d)}\gamma$ inclusive (theory)

The inclusive decay rate of the \bar{B} -meson ($\bar{B} = \bar{B}^0$ or B^-) is known to be well approximated by the perturbatively calculable partonic decay rate of the b -quark:

$$\Gamma(\bar{B} \rightarrow X_s\gamma)_{E_\gamma > E_0} = \Gamma(b \rightarrow X_s^{\text{parton}}\gamma)_{E_\gamma > E_0} + \mathcal{O}\left(\frac{\Lambda^2}{m_b^2}, \frac{\Lambda^2}{m_c^2}, \frac{\Lambda\alpha_s}{m_b}\right) \quad (65)$$

with $\Lambda \sim \Lambda_{\text{QCD}}$ and E_0 the photon energy cut in the \bar{B} -meson rest frame. The non-perturbative corrections on the r.h.s. of the above equation were analyzed in Refs. [387–394]. There are also additional non-perturbative effects that become important when E_0 becomes too large ($E_0 \sim m_b/2 - \Lambda$) [395–397] or too small ($E_0 \ll m_b/2$) [398, 399].

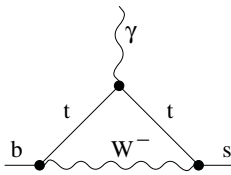


Fig. 6: Sample LO diagram for the $b \rightarrow s\gamma$ transition.

It is convenient to consider the perturbative contribution first. At the leading order (LO), it is given by one-loop diagrams like the one in Fig. 6. Dressing this diagram with one or two virtual gluons gives examples of the next-to-leading order (NLO) and the NNLO diagrams, respectively. The gluon and light-quark bremsstrahlung must be included as well. The current experimental accuracy (see Eq. (67)) can be matched on the theoretical side only after including the NNLO QCD corrections [373].

At each order of the perturbative series in α_s , large logarithms $L = \ln M_W^2/m_b^2$ are resummed by employing a low-energy effective theory that arises after decoupling the top quark and the electroweak bosons. For example, the LO includes all $\alpha_s^n L^n$ terms, the NLO all $\alpha_s^n L^{n-1}$ terms, etc. Weak interaction vertices (operators) in this theory are either of dipole type ($\bar{s}\sigma^{\mu\nu}bF_{\mu\nu}$ and $\bar{s}\sigma^{\mu\nu}T^abG_{\mu\nu}^a$) or contain four quarks ($[\bar{s}\Gamma b][\bar{q}\Gamma'q]$). Coupling constants at these vertices (Wilson coefficients) are first evaluated at the electroweak renormalization scale $\mu_0 \sim m_t, M_W$ by solving the so-called *matching* conditions. Next,

they are evolved down to the low-energy scale $\mu_b \sim m_b$ according to the effective theory renormalization group equations (RGE). The RGE are governed by the operator *mixing* under renormalization. Finally, one computes the *matrix elements* of the operators, which in the perturbative case amounts to calculating on-shell diagrams with single insertions of the effective theory vertices.

The NNLO matching and mixing are now completely known [374–378]. The same refers to those matrix elements that involve the photonic dipole operator alone [379–383]. Matrix elements involving other operators are known at the NNLO either in the so-called large- β_0 approximation [384] or in the formal $m_c \gg m_b/2$ limit [385]. The recently published NNLO estimate [373]:

$$\mathcal{B}(\bar{B} \rightarrow X_s \gamma)_{E_\gamma > 1.6 \text{ GeV}} = (3.15 \pm 0.23) \times 10^{-4} \quad (66)$$

is based on this knowledge. The four types of uncertainties: non-perturbative (5%), parametric (3%), higher-order (3%) and m_c -interpolation ambiguity (3%) have been added in quadrature in (66) to obtain the total error. The main uncertainty is due to unknown $O(\alpha_s \Lambda/m_b)$ non-perturbative effects related to the matrix elements of four-quark operators (see [389]) for which no estimate exists. Similar effects related to dipole operators have been recently estimated in the vacuum insertion approximation [394].

As far as inclusive $b \rightarrow d\gamma$ decays are concerned, their measurement is quite challenging. Moreover, due to non-perturbative effects that are suppressed only by Λ_{QCD}/m_b , their theoretical accuracy is not much better than in the exclusive case. On the other hand, the experimental prospects in the exclusive case are brighter.

3.1.2 $\bar{B} \rightarrow X_{(s,d)}\gamma$ inclusive (experiment)

3.1.2.1 Present status

The inclusive $b \rightarrow s\gamma$ branching fraction has been measured by BaBar, BELLE and CLEO using both a sum of exclusive modes and a fully inclusive method [122, 435, 440, 441]. The inclusive measurement utilizes the continuum subtraction technique using the off-resonance data sample. In order to suppress the continuum contribution the BaBar measurement uses lepton tags. The analyses of BELLE and CLEO are untagged and their systematic errors are dominated by continuum subtraction. The accuracy of the BaBar measurement is limited by the subtraction of backgrounds from other B decays. The BELLE measurement extends the minimum photon energy down to 1.8 GeV, which covers 95% of the entire photon spectrum. All $b \rightarrow s\gamma$ branching fractions measured by BaBar, BELLE and CLEO using both exclusive and inclusive methods agree well, giving a new world average of [386]

$$\mathcal{B}(\bar{B} \rightarrow X_s \gamma)_{E_\gamma > 1.6 \text{ GeV}} = (3.55 \pm 0.30) \times 10^{-4}. \quad (67)$$

This is a bit high compared to the recent NNLO calculation in (66).

The published measurements are based on only a fraction of the available statistics, but improvements with the full data set will be limited by systematic errors: from the fragmentation of the hadronic X_s in the sum of exclusive modes, and from the subtraction of backgrounds in the fully inclusive method. A new method measures the spectrum of photons recoiling against a sample of fully reconstructed decays of the other B . This is currently statistics limited, but should eventually have lower systematic errors. A final accuracy of 5% on the inclusive $b \rightarrow s\gamma$ branching fraction looks achievable. As for the $b \rightarrow d\gamma$ inclusive branching fraction, the measurement using a sum of exclusive modes is under study and looks to be feasible with the full datasets from the B factories. Preliminary results have appeared in [442].

We note that the $b \rightarrow s\gamma$ spectral shape also provides valuable information on the shape functions in B meson decays. This information has been used as an input in the extraction of V_{ub} from inclusive $b \rightarrow u\ell\nu$ decays [443, 444].

Measurements of the direct CP asymmetries, published for inclusive $b \rightarrow s\gamma$ by BaBar [445] and BELLE [437], show no deviation from zero. All these measurements will be statistics limited at current B -factories, and will not reach the sensitivity to probe the SM prediction.

3.1.2.2 Future prospects

One would expect a substantial improvement of the experimental precision for inclusive measurements at future B -factories. Studies have been performed for SuperKEKB/Belle with 50 ab^{-1} data, assuming the existing Belle detector [820]. This is probably a reasonable assumption in many cases since the expected improvements in the detector, especially in the calorimeter, would be just sufficient to compensate for the necessity to cope with the increased background.

For the measurements that are fully statistics dominated now, it is straightforward to extrapolate to a larger integrated luminosity. The error for the direct asymmetry measurement of $b \rightarrow s\gamma$ would be $\pm 0.009(\text{stat}) \pm 0.006(\text{syst})$ for 5 ab^{-1} or $\pm 0.003(\text{stat}) \pm 0.002(\text{syst}) \pm 0.003(\text{model})$ for 50 ab^{-1} . A small systematic error implies that kaon charge asymmetries are well under control. The size of the total error is still much larger than the SM estimate, but a few percent deviation from zero due to New Physics could be identified.

One would also expect a better measurement of the branching fraction of $B \rightarrow X_s\gamma$. Although the background level is more and more severe, it would be possible to lower the E_γ bound by 0.1 GeV with roughly twice more data, and it would be possible to measure the branching fraction for $E_\gamma > 1.5 \text{ GeV}$ with a few ab^{-1} . Beyond that, one may need to make use of the B -tag events or $\gamma \rightarrow e^+e^-$ conversion to suppress backgrounds from continuum and neutral hadrons. Another challenging measurement would be inclusive $b \rightarrow d\gamma$ to improve our knowledge on $|V_{td}/V_{ts}|$ besides the Δm_s measurement, since the one from exclusive $B \rightarrow \rho\gamma$ will hit the theory limit soon. The first signal may be measured with 5 ab^{-1} using the sum-of-exclusive method, with a total error of $\sim 25\%$, of which the systematic error would already be dominant.

3.1.3 Exclusive $b \rightarrow (s, d)\gamma$ transitions (theory)

Whereas the inclusive modes can be essentially computed perturbatively, the treatment of exclusive channels is more complicated. QCD factorisation [279, 280, 400–403] has provided a consistent framework allowing one to write the relevant hadronic matrix elements as

$$\langle V\gamma|Q_i|B\rangle = \left[T_1^{B\rightarrow V}(0) T_i^I + \int_0^1 d\xi du T_i^{II}(\xi, u) \phi_B(\xi) \phi_{2;V}^\perp(v) \right] \cdot \epsilon. \quad (68)$$

Here ϵ is the photon polarisation four-vector, Q_i is one of the operators in the effective Hamiltonian for $b \rightarrow (s, d)\gamma$ transitions, $T_1^{B\rightarrow V}$ is a $B \rightarrow V$ transition form factor, and $\phi_B, \phi_{2;V}^\perp$ are leading-twist light-cone distribution amplitudes of the B meson and the vector meson V , respectively. These quantities are universal non-perturbative objects and describe the long-distance dynamics of the matrix elements, which is factorised from the perturbative short-distance interactions included in the hard-scattering kernels T_i^I and T_i^{II} (see Sec. 2 for a more general discussion).

Eq. (68) is sufficient to calculate observables that are of $O(1)$ in the heavy quark expansion, like $\mathcal{B}(B \rightarrow K^*\gamma)$. For $\mathcal{B}(B \rightarrow (\rho, \omega)\gamma)$, on the other hand, power-suppressed corrections play an important rôle, for instance weak annihilation, which is mediated by a tree-level diagram. In this case, the parametric suppression by one power of $1/m_b$ is alleviated by an enhancement factor $2\pi^2$ relative to the loop-suppressed contributions at leading order in $1/m_b$. Power-suppressed contributions also determine the time-dependent CP asymmetry in $B \rightarrow V\gamma$, see Refs. [262, 404–406], as well as isospin asymmetries [407] — all observables with a potentially large contribution from new physics. A more detailed analysis of power corrections in $B \rightarrow V\gamma$, including also B_s decays, was given in [267].

The non-perturbative quantities entering Eq. (68), i.e. $T_1^{B\rightarrow V}$ and the light-cone distribution amplitudes, at present are not provided by lattice, although this may change in the future. The most up-to-date predictions come from QCD sum rules on the light-cone, which are discussed in section 2.3. In

Ref. [263], the following result was obtained for the branching fraction ratio:

$$R \equiv \frac{\overline{\mathcal{B}}(B \rightarrow (\rho, \omega)\gamma)}{\overline{\mathcal{B}}(B \rightarrow K^*\gamma)} = \frac{|V_{td}|^2}{|V_{ts}|^2} (0.75 \pm 0.11(\xi) \pm 0.02(\text{UT param.}, \mathcal{O}(1/m_b))), \quad (69)$$

where $\xi \equiv T_1^{B \rightarrow K^*}(0)/T_1^{B \rightarrow \rho}(0) = 1.17 \pm 0.09$ (Sec. 2.3). The error of ξ is dominated by that of the tensor decay constants f_{ρ, K^*}^\perp , which currently are known to about 10% accuracy [263]; a new determination on the lattice is under way [408], which will help to reduce the error on ξ to ± 0.05 . Concerning Eq. (69) two remarks are in order. First, the smallness of the $1/m_b$ correction are due to an accidental CKM suppression. Second, the $1/m_b$ corrections have a dependence on $|V_{td}/V_{ts}|$ as well, originating from a discrimination in the u and c -loops. Eq. (69) allows one to determine $|V_{td}/V_{ts}|$ from experimental data; at the time of writing (February 07), HFAG quotes $R_{\text{exp}} = 0.028 \pm 0.005$, from which one finds $|V_{td}/V_{ts}|_{B \rightarrow V\gamma}^{\text{HFAG}} = 0.192 \pm 0.014(\text{th}) \pm 0.016(\text{exp})$ which agrees very well with the results from global fits [8, 120]. The branching ratios themselves carry a larger uncertainty because the individual $T_1^{B \rightarrow V}$ are less accurately known than their ratio. The explicit results can be found in [267]. The isospin asymmetry in $B \rightarrow K^*\gamma$ was first studied in Ref. [407] and found to be very sensitive to penguin contributions; it was updated in [267] with the result

$$A_I(K^*) = \frac{\Gamma(\overline{B}^0 \rightarrow \overline{K}^{*0}\gamma) - \Gamma(B^- \rightarrow K^{*-}\gamma)}{\Gamma(\overline{B}^0 \rightarrow \overline{K}^{*0}\gamma) + \Gamma(B^- \rightarrow K^{*-}\gamma)} = (5.4 \pm 1.4)\%; \quad (70)$$

the present (February 07) experimental result from HFAG [386] is $(3 \pm 4)\%$. The isospin asymmetry for $B \rightarrow \rho\gamma$ depends rather crucially on the angle γ [267]. The last observable in exclusive $B \rightarrow V\gamma$ transitions to be discussed here is the time-dependent CP asymmetry, which is sensitive to the photon polarisation. Photons produced from the short-distance process $b \rightarrow (s, d)\gamma$ are predominantly left-polarised, with the ratio of right to left-polarised photons given by the helicity suppression factor $m_{s,d}/m_b$. For $B \rightarrow K^*\gamma$, where direct CP violation is doubly CKM suppressed, the CP asymmetry is given by

$$A_{CP}(t) = \frac{\Gamma(\overline{B}^0(t) \rightarrow \overline{K}^{*0}\gamma) - \Gamma(B^0(t) \rightarrow K^{*0}\gamma)}{\Gamma(\overline{B}^0(t) \rightarrow \overline{K}^{*0}\gamma) + \Gamma(B^0(t) \rightarrow K^{*0}\gamma)} = C \cos(\Delta m_B t) + S \sin(\Delta m_B t), \quad (71)$$

with $S_{K^*\gamma} = -(2 + \mathcal{O}(\alpha_s)) \sin(2\beta) m_s/m_b + \dots \approx -3\%$ being the contribution induced by the electromagnetic dipole operator O_7 . The dots denote additional contributions induced by $b \rightarrow s\gamma g$, which are not helicity suppressed, but involve higher (three-particle) Fock states of the B and K^* mesons. The dominant contributions to the latter, due to c -quark loops, have been calculated in Ref. [262] from QCD sum rules on the light-cone in an expansion in inverse powers of the charm mass and updated for all other channels in [267]. A calculation of the charm-loop contribution without reference to a $1/m_c$ expansion is in preparation [409] and shows that there is a large strong phase. The u -quark loop contributions are essential for $b \rightarrow d$ transitions since they are of the same CKM-order as the c -quark loops: a new method for their estimation was devised in [267], building on earlier ideas developed for $B \rightarrow \pi\pi$ [410].

$S_{V\gamma}$	$B \rightarrow \rho$	$B \rightarrow \omega$	$B \rightarrow K^*$	$B_s \rightarrow \overline{K}^*$	$B_s \rightarrow \phi$
in %	0.2 ± 1.6	0.1 ± 1.7	$-(2.3 \pm 1.6)$	0.3 ± 1.3	$-(0.1 \pm 0.1)$

This class of observables is interesting because any experimental signal much larger than 2% will constitute an unambiguous signal of New Physics. Scenarios beyond the SM that do modify S must include the possibility of a spin-flip on the internal line which removes the helicity suppression of γ_R . Examples include left-right symmetric models and non-MFV SUSY. To date the experimental result is $S_{\text{HFAG}} = -(28 \pm 26)\%$.

3.1.4 Exclusive $b \rightarrow (s, d)\gamma$ transitions (experiment)

3.1.4.1 Present status

Many exclusive $b \rightarrow (s, d)\gamma$ modes have been studied by BaBar, Belle and CLEO. Results for several important channels are collected in the following table [386]:

decay	$B^+ \rightarrow K^{*+}\gamma$	$B^0 \rightarrow K^{*0}\gamma$	$B^+ \rightarrow \rho^+\gamma$	$B^0 \rightarrow \rho^0\gamma$	$B^0 \rightarrow \omega\gamma$
BR/ 10^{-6}	40.3 ± 2.6	40.1 ± 2.0	$0.88^{+0.28}_{-0.26}$	$0.93^{+0.19}_{-0.18}$	$0.46^{+0.20}_{-0.17}$

The results on the $B \rightarrow \rho\gamma$, $B \rightarrow \omega\gamma$ branching fractions are still statistics limited, but by the end of the B factories it is likely that the theoretical uncertainties will be the most significant factor.

Direct CP asymmetries have been published for $B \rightarrow K^*\gamma$ and $B \rightarrow K^+\phi\gamma$ decays [436, 446, 447]. The time-dependent CP asymmetry has been measured [438, 439, 448] using the technique of projecting the K_S vertex back to the beam axis for a large sample of $B \rightarrow K^{*0}\gamma \rightarrow K_S^0\pi^0\gamma$ and $B \rightarrow K_S^0\pi^0\gamma$ decays in the high $K\pi$ -mass range. In the near future, similar measurements using other exclusive radiative decay modes such as $B^0 \rightarrow K_S^0\phi\gamma$, for which $\phi \rightarrow K^+K^-$ provides the B -decay vertex measurement, could provide similar constraints.

3.1.4.2 Future prospects

A systematic study of CP violation in radiative penguin B decays will be performed at LHCb using a dedicated high- p_T photon trigger [449]. Due to small branching ratios of order 10^{-5} - 10^{-6} their reconstruction requires a drastic suppression of backgrounds from various sources, in particular combinatorial background from $b\bar{b}$ events, containing primary and secondary vertices and characterized by high charged and neutral multiplicities.

The background suppression exploits the generic properties of beauty production in pp collisions. The large mass of beauty hadrons results in hard transverse momentum spectra of secondary particles. The large lifetime, $\langle\beta\gamma c\tau\rangle \sim 5$ mm, results in a good isolation of the B decay vertex and in the inconsistency of tracks of B -decay products with the reconstructed pp -collision vertex.

The selection procedure was optimized on the example of $B^0 \rightarrow K^{*0}\gamma \rightarrow K^+\pi^-\gamma$ decay [450], which LHCb considers as a control channel for the study of systematic errors common for radiative penguin decays. The selection cuts, based on using the two-body kinematics and various geometrical cuts on the primary and secondary vertices, were applied to 34 million fully simulated $b\bar{b}$ events. The invariant mass distribution for the selected events, shown in Fig. 7, corresponds to a data sample collected in 13 min of LHCb running at nominal luminosity of $2 \times 10^{32} \text{cm}^{-2} \text{s}^{-1}$. LHCb expects the yield for $B^0 \rightarrow K^{*0}\gamma$ decays to be 36k signal events per 1fb^{-1} of accumulated data with background to signal ratio 0.78 ± 0.11 . For $B_s \rightarrow \phi\gamma$ decays, the corresponding yield is estimated to be 6k with the background to signal ratio less than 0.95 at 95% CL. The measurement of $B^0 \rightarrow K^{*0}\gamma$ decay looks also feasible at ATLAS [451].

Similar to $B^0 \rightarrow K_S^0\pi^0\gamma$ decays the time-dependent CP-asymmetry sensitive to the photon polarisation can also be measured in $B_s \rightarrow \phi\gamma$ decays provided that the proper time resolution is sufficient to resolve $B_s-\bar{B}_s$ oscillations. The proper time resolution depends on the kinematics and topology of particular B_s candidates, mainly on the opening angle between kaons from ϕ decays. The sensitivity of this measurement is presently under study at LHCb.

For the future B -factory, scaling the error of the measured time-dependent CP violation asymmetry for the $B^0 \rightarrow K_S^0\pi^0\gamma$ channel, one would expect a statistical accuracy of about 0.1 at 5ab^{-1} , or 0.03 at 50ab^{-1} .

LHCb also studied the possibility to measure the photon polarisation in the radiative decays of polarized beauty baryons, like $\Lambda_b \rightarrow \Lambda\gamma$, using the angular asymmetry between the Λ_b spin and the photon momentum combined with the $\Lambda^0 \rightarrow p\pi$ decay polarisation [452, 453].

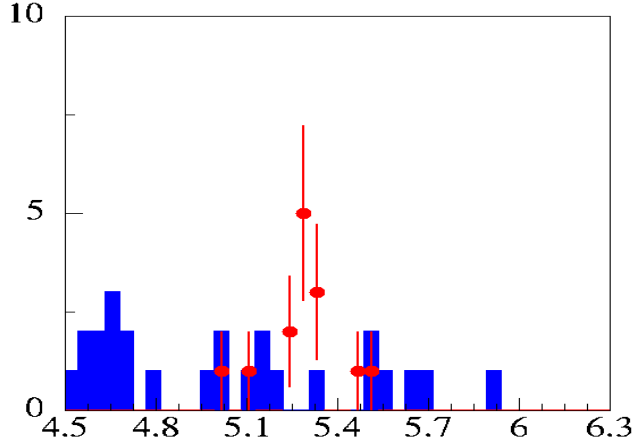


Fig. 7: The invariant mass distribution for selected $B^0 \rightarrow K^{*0}\gamma$ candidates from a $b\bar{B}$ inclusive sample. The points indicate true $B^0 \rightarrow K^{*0}\gamma$ events and the filled histogram represents combinatorial background.

3.1.5 New Physics calculations and tools

New Physics affects the matching conditions for the Wilson coefficients of the operators in the low-energy effective theory and may even induce sizable coefficients for operators that have negligible or vanishing coefficients in the SM. The theoretical accuracy of the predictions for radiative B decays in extensions of the SM is far from the accuracy achieved in the SM. Complete NLO matching conditions are available for the MSSM with Minimal Flavour Violation (MFV) and/or large $\tan\beta$, as well as for a class of non-supersymmetric models [422] that includes Multi-Higgs-Doublet-Models and Left-Right symmetric (LR) models. The unknown NNLO contributions to the matching conditions beyond the SM are unlikely to be numerically relevant at present.

3.1.5.1 Summary of New Physics calculations

Here is a brief summary of recent calculations and analyses in the most popular New Physics scenarios.

- **2HDMs** have been studied in full generality at NLO [83, 411, 412]. In the type-II 2HDM $\mathcal{B}(\bar{B} \rightarrow X_s\gamma)$ places a strong bound on the mass of the charged Higgs boson, $M_{H^\pm} > 295$ GeV at 95% CL, independently of the other 2HDM parameters [373]. This is much stronger than other available direct and indirect constraints on M_{H^\pm} .
- **MSSM** The complete LO contributions in the MSSM have been known since the early nineties [413–420] but the NLO analysis is still incomplete to date. New sources of flavour violation generally arise in the MSSM, making a complete analysis quite complicated even at the LO [421]. While $\bar{B} \rightarrow X_s\gamma$ does place important constraints on the MSSM parameter space, they depend sensitively on the exact SUSY scenario and are hard to summarize because of the large number of parameters.
 - **MFV** In the MFV scenario the NLO QCD calculation of $\bar{B} \rightarrow X_s\gamma$ is now complete: the two-loop diagrams involving gluons were computed in ref. [84, 422], and the two-loop diagrams involving gluinos were more recently computed in ref. [423, 424]. Since weak interactions affect the squark and quark mass matrices in a different way, their simultaneous diagonalization is not RG-invariant and MFV can be imposed only at a certain renormalization scale. The results of [423, 424] therefore depend explicitly on the MFV scale, which is determined by the mechanism of SUSY breaking.

- **Large $\tan\beta$.** In the limit of heavy superpartners, the Higgs sector of the MSSM is modified by non-decoupling effects and can differ substantially from the type-II 2HDM. Large higher order contributions to $\bar{B} \rightarrow X_s\gamma$ in that limit originate from terms enhanced by $\tan\beta$ factors, and can be taken into account to all orders in an effective lagrangian approach [10, 23, 24, 29, 425]. In fact, large $\tan\beta$ and logs of M_{susy}/M_W have been identified in [23] as dominant NLO QCD contributions in MFV with heavy squarks. Ref. [33] recently studied the $\tan\beta$ -enhanced effects when MFV is valid at the GUT scale and additional flavour violation in the squark sector is generated by the RGE of the soft SUSY-breaking parameters down to the weak scale.
- **Beyond MFV.** In the more general case of arbitrary flavour structure in the squark sector, experimental constraints on $b \rightarrow s$ transitions have been recently studied at LO [107, 108] and including $\tan\beta$ -enhanced NLO effects [111–114]: radiative decays play a central role in these analyses, and the constraints are quite strong for some of the flavour-violating parameters.
- **Large extra dimensions.** In these models the contribution to $\bar{B} \rightarrow X_s\gamma$ from the Kaluza-Klein excitations of the SM particles can induce bounds on the size of the additional dimension(s). This has been studied in ref. [17, 426] for the case of flat extra dimensions and in ref. [427–429] for the case of warped extra dimensions.
- **Little Higgs.** In these models the Higgs boson is regarded as the pseudo-Goldstone boson of a global symmetry that is broken spontaneously at a scale much larger than the weak scale. The most extensively studied version of the model, the Littlest Higgs, predicts the existence of heavy vector bosons, scalars and quarks. The contribution to $\bar{B} \rightarrow X_s\gamma$ from these new particles has been studied in ref. [142, 146] for the original Littlest Higgs model, and in ref. [159] for the model in which an additional T-parity and additional particles are introduced to preserve the SU(2) custodial symmetry.
- **LR models.** The contributions of Left-Right symmetric models to $\bar{B} \rightarrow X_s\gamma$ are known at the NLO [422], but no recent phenomenological analysis is available.

An alternative to the analysis of $\bar{B} \rightarrow X_s\gamma$ in different models consists in constraining the Wilson coefficients of the effective theory. This **model independent approach** has been applied combining various B decay modes and neglecting operators that do not contribute in the SM [430, 431]. While $\mathcal{B}(\bar{B} \rightarrow X_s\gamma)$ fixes only $|C_7(m_b)|$, the sign can be learned from $B \rightarrow X_s\ell^+\ell^-$ [188].

3.1.5.2 MSSM tools for $\bar{B} \rightarrow X_s\gamma$

Several public codes (see also Sec. 1.5) that determine the MSSM mass spectrum and other SUSY observables contain MSSM calculations of $\mathcal{B}(\bar{B} \rightarrow X_s\gamma)$ in various approximations. In `micrOMEGAS` [432] the SM part of the calculation is performed at NLO, while the MSSM contributions are implemented following [23]. The calculation in `SuSpect` [433] includes also the NLO gluon corrections to the chargino contributions from [84] in the case of light squarks. In contrast, `SPheno` [207] and `FeynHiggs` [204, 434] include the SUSY contributions only at LO, but they allow for a general flavour structure in the squark sector. A computer code for the NLO QCD calculation of $\mathcal{B}(\bar{B} \rightarrow X_s\gamma)$ in the MSSM with MFV [423, 424] has recently been published [191].

3.2 Electroweak penguin decays

3.2.1 Introduction

In the SM, the electroweak penguin decays $b \rightarrow s(d)\ell^+\ell^-$ are only induced at the one-loop level, leading to small branching fractions and thus a rather high sensitivity to contributions from new physics beyond the SM. On the partonic level, the main contribution to the decay rates comes from the semi-leptonic operators \mathcal{O}_9 , \mathcal{O}_{10} and from the electromagnetic dipole operator \mathcal{O}_7^γ in the effective Hamiltonian for $|\Delta B| = |\Delta S(D)| = 1$ transitions [213]. Radiative corrections induce additional sensitivity to the current-current and strong penguin operators \mathcal{O}_{1-6} and \mathcal{O}_8^g . Part of these effects are process-independent and can be absorbed into effective Wilson coefficients. In certain regions of phase-space and for particular exclusive and inclusive observables, hadronic uncertainties are under reasonable control and the corresponding short-distance Wilson coefficients in and beyond the SM can be tested with sufficient accuracy.

Because of their small branching fractions these decays are experimentally challenging. Their detection requires excellent triggering and identification of leptons, with low misidentification rates for hadrons. Combinatorial backgrounds from semileptonic B and D decays must be managed, and backgrounds from long-distance contributions, such as $B \rightarrow J/\psi X_s$, must be carefully vetoed. Once identified, their interpretation (particularly the angular distributions) requires disentangling the contributing hadronic final states. Most of these experimental problems can be managed by confining studies to the simplest exclusive decay modes. Leptonic states are restricted to e^+e^- and $\mu^+\mu^-$, and hadronic states are the simplest one- or two-particle varieties, typically K , K^* , ϕ , or Λ . More inclusive studies are significantly less sensitive but have the advantage of a simpler theoretical interpretation. Fortunately, measuring fully reconstructed decays to final states with leptons (especially muons) is a strength of all future proposed B physics experiments, hence all are capable of contributing to this topic in the LHC era.

3.2.2 Theory of electroweak penguin decays

3.2.2.1 Inclusive decays

The heavy quark expansion and the operator product expansion in the theory of inclusive $\bar{B} \rightarrow X_s \ell^+ \ell^-$ decays allow to calculate radiative QCD and QED corrections to the partonic decay rate and to parametrize and estimate power corrections to the hadronic matrix elements in a systematic way. The calculation of NNLO QCD corrections has (essentially) been completed recently [374, 376, 454–459]. These reduce the perturbative uncertainties below 10%. Also subleading $\Lambda_{\text{QCD}}^2/m_c^2$ and $\Lambda_{\text{QCD}}^2/m_b^2$, $\Lambda_{\text{QCD}}^3/m_b^3$ corrections [387, 389, 460–463] as well as finite bremsstrahlung effects [464, 465] are available in the literature.

At this level of accuracy, QED effects become important, too. For instance, the scale ambiguity from $\alpha_{\text{em}}(\mu)$ between $\mu = M_W$ and $\mu = m_b$ alone results in an uncertainty of about $\pm 4\%$. QED corrections to the Wilson coefficients have been calculated in Ref. [459], and the results for the two-loop anomalous dimension matrices have been confirmed in [466]. QED bremsstrahlung contributions where the photon is collinear with one of the outgoing leptons are enhanced by $\ln(m_b^2/m_\ell^2)$. They disappear after integration over the whole available phase space but survive and remain numerically important when q^2 is restricted to either low or high values.

A numerical analysis [466], done under the assumption of perfect separation of electrons and energetic collinear photons, results in the following branching ratios integrated in the range $1 \text{ GeV}^2 < m_{\ell\ell}^2 < 6 \text{ GeV}^2$:

$$\begin{aligned} \mathcal{B}(\bar{B} \rightarrow X_s \mu^+ \mu^-) = & \left[1.59 \pm 0.08_{\text{scale}} \pm 0.06_{m_t} \pm 0.024_{C,m_c} \pm 0.015_{m_b} \pm 0.02_{\alpha_s(M_Z)} \right. \\ & \left. \pm 0.015_{\text{CKM}} \pm 0.026_{\text{BR},st} \right] \times 10^{-6} = (1.59 \pm 0.11) \times 10^{-6}, \quad (72) \end{aligned}$$

$$\mathcal{B}(\bar{B} \rightarrow X_s e^+ e^-) = \left[1.64 \pm 0.08_{\text{scale}} \pm 0.06_{m_t} \pm 0.025_{C,m_c} \pm 0.015_{m_b} \pm 0.02_{\alpha_s(M_Z)} \right. \\ \left. \pm 0.015_{\text{CKM}} \pm 0.026_{\text{BR}_{st}} \right] \times 10^{-6} = (1.64 \pm 0.11) \times 10^{-6}, \quad (73)$$

where the error includes the parametric and perturbative uncertainties only. For central values and error bars of the input parameters see Table 1 of Ref. [466]. The electron and muon channels receive different contributions because of the $\ln(m_b^2/m_\ell^2)$ present in the bremsstrahlung corrections. The difference gets reduced when the BaBar and Belle angular cuts are included. One should also keep in mind that the contributions of the intermediate ψ and ψ' are assumed to be subtracted on the experimental side. A numerical formula that gives the branching ratio for non-SM values of the relevant Wilson coefficients is given in Eqs. (12) and (13) of Ref. [466].

The differential branching ratio (BR) is sensitive to the interference of the Wilson coefficients C_7 and C_9 . The forward-backward asymmetry (FBA) for the charged leptons is sensitive to the products $C_7 C_{10}$ and $C_9 C_{10}$. For instance, reversing the sign of C_7 makes the zero of the FBA disappear [430] and leads to an enhancement of the low- q^2 integrated BR:

$$\mathcal{B}(\bar{B} \rightarrow X_s \mu^+ \mu^-) = 3.11 \cdot 10^{-6}, \quad \mathcal{B}(\bar{B} \rightarrow X_s e^+ e^-) = 3.19 \cdot 10^{-6}. \quad (74)$$

(A similar value for that case has been found in [188].)

3.2.2.2 Exclusive decays

We focus on the theoretical description of $B \rightarrow K^* \ell^+ \ell^-$ decay as one of the phenomenologically most important examples. The double-differential spectrum may be parametrized as [467]

$$\frac{d^2\Gamma}{dq^2 d\cos\theta_\ell} = \frac{3}{8} \left[(1 + \cos^2\theta_\ell) H_T(q^2) + 2 \cos\theta_\ell H_A(q^2) + 2(1 - \cos^2\theta_\ell) H_L(q^2) \right]. \quad (75)$$

Here, for \bar{B}^0 or B^- decays, θ_ℓ is the angle between the ℓ^+ and the B -meson 3-momentum in the $\ell^+ \ell^-$ c.m.s.⁷ and $q^2 = m_{\ell\ell}^2$ is the invariant mass of the lepton pair. Alternatively, the functions $H_X(q^2)$ can be expressed in terms of transversity amplitudes [468]

$$H_T(q^2) = |A_{\perp,L}|^2 + |A_{\perp,R}|^2 + |A_{\parallel,L}|^2 + |A_{\parallel,R}|^2, \quad (76)$$

$$H_L(q^2) = |A_{0,L}|^2 + |A_{0,R}|^2, \quad (77)$$

$$H_A(q^2) = 2 \text{Re} [A_{\parallel,R} A_{\perp,L}^* - A_{\parallel,L} A_{\perp,R}^*]. \quad (78)$$

If the invariant mass of the lepton pair is sufficiently below the charm threshold at $q^2 = 4m_c^2$ and above the real-photon pole at $q^2 = 0$, the transversity amplitudes can be estimated within the QCD factorization approach [280, 469, 470]

$$A_{\perp,L/R} \simeq -A_{\parallel,L/R} \simeq \sqrt{2} N m_B \left(1 - \frac{q^2}{m_B^2} \right) \left[C_9^\perp(q^2) \mp C_{10} \right] \zeta_\perp(q^2), \quad (79)$$

$$A_{0,L/R} \simeq -\frac{N m_B^2}{\sqrt{q^2}} \left(1 - \frac{q^2}{m_B^2} \right) \left[C_9^\parallel(q^2) \mp C_{10} \right] \zeta_\parallel(q^2) \quad (80)$$

where the normalization factor N is defined in Eq. (3.7) in [468]. The functions $C_{9,10}^\perp(q^2)$ can be calculated perturbatively in the heavy-quark limit, requiring $q^2 \lesssim \Lambda m_b \ll 4m_c^2$ [280, 469]. Large logarithms can be resummed using renormalization-group techniques in soft-collinear effective theory [470]. The form factors $\zeta_{\perp,\parallel}(q^2)$ have to be estimated from experimental data or theoretical models.⁸ $1/m_b$ power corrections may be sizeable and currently constitute a major source of theoretical uncertainty.

⁷Different sign conventions are used in the literature.

⁸The conventions to define the form factors $\zeta_{\perp,\parallel}$ in [470] are different from those of Ref. [469]. Therefore the explicit expressions for $C_9^{\perp,\parallel}$ also differ.

Similarly, in the region far above the charm resonances, the helicity amplitudes can be treated within heavy-quark effective theory, based on an expansion in Λ/m_b and $4m_c^2/q^2$ [471]. To first approximation one finds

$$A_{\perp,L/R} \simeq -\sqrt{2} N m_B \left(1 - \frac{q^2}{m_B^2}\right) \left[C_9^{\text{eff}}(q^2) + \frac{2m_b m_B}{q^2} C_7^{\text{eff}} \mp C_{10} \right] m_B g(q^2), \quad (81)$$

$$A_{\parallel,L/R} \simeq -\sqrt{2} N m_B \left[C_9^{\text{eff}}(q^2) + \frac{2m_b m_B}{q^2} C_7^{\text{eff}} \mp C_{10} \right] \frac{f(q^2)}{m_B}, \quad (82)$$

$$A_{0,L/R} \simeq -N m_B \frac{m_B^2 - q^2}{2m_{K^*} \sqrt{q^2}} \left[C_9^{\text{eff}}(q^2) + \frac{2m_b}{m_B} C_7^{\text{eff}} \mp C_{10} \right] \frac{f(q^2) + (m_B^2 - q^2) a_+(q^2)}{m_B}. \quad (83)$$

Here $f(q^2)$, $g(q^2)$, $a_+(q^2)$ are the leading HQET form factors [471]. The effective ‘‘Wilson coefficients’’ C_9^{eff} are functions of the lepton invariant mass q^2 , and combine short-distance dynamics encoded in Wilson coefficients and (non-trivial) long-distance dynamics at the scale m_b . In the naive factorization approximation, they are related to $C_9^{\perp,\parallel}(q^2)$ via

$$C_9^{\perp}(q^2) \approx C_9(\mu) + Y(q^2, \mu) + \frac{2m_b m_B}{q^2} C_7^{\text{eff}}(\mu) + \dots = C_9^{\text{eff}}(q^2) + \frac{2m_b m_B}{q^2} C_7^{\text{eff}} + \dots \quad (84)$$

$$C_9^{\parallel}(q^2) \approx C_9(\mu) + Y(q^2, \mu) + \frac{2m_b}{m_B} C_7^{\text{eff}}(\mu) = C_9^{\text{eff}}(q^2) + \frac{2m_b}{m_B} C_7^{\text{eff}} + \dots \quad (85)$$

(In the following, we will also use the notation $C_{9,10}(\mu = m_b) = A_{9,10}$ and $C_7^{\text{eff}}(\mu = m_b) = A_7$.)

It is to be stressed that the theoretical systematics in the kinematic regions $q^2 \ll 4m_c^2$ and $q^2 \gg 4m_c^2$ is quite different, due to the different short-distance effects to be accounted for in the calculation of $C_9^{\perp,\parallel}(q^2)$ or $C_{7,9}^{\text{eff}}$, the independent hadronic form factors in SCET/HQET, and the different nature of (non-factorizable) power corrections.

Experimentally, the dilepton invariant mass spectrum and the forward-backward (FB) asymmetry are the observables of principal interest. Their theoretical expressions can be easily derived from Eq. (75). In particular, the forward-backward asymmetry vanishes at q_0^2 , if $\text{Re} [C_9^{\perp}(q_0^2)] = 0$, which turns out to be very sensitive to the size and relative sign of the electroweak Wilson coefficients C_7 and C_9 [472, 473]. The theoretical predictions depend on the strategy to fix the hadronic input parameters, and on the scheme to organize the perturbative expansion in QCD. The authors of [280, 469] fix the hadronic form factors from QCD sum rules [474] and calculate the short-distance coefficients in fixed-order perturbation theory. For the partially integrated branching fraction they find

$$\int_{1 \text{ GeV}^2}^{6 \text{ GeV}^2} dq^2 \frac{d\text{Br}[B^+ \rightarrow K^{*+} \ell^+ \ell^-]}{dq^2} = \left(\frac{\zeta_{\parallel}(4 \text{ GeV}^2)}{0.66} \right)^2 (3.33_{-0.31}^{+0.40}) \cdot 10^{-7} \quad (86)$$

where the leading dependence on one of the $B \rightarrow K^*$ form factors has been made explicit. For neutral B mesons the result is about 10% smaller. The forward-backward asymmetry zero in this scheme comes out to be

$$q_0^2[K^{*0}] = 4.36_{-0.31}^{+0.33} \text{ GeV}^2, \quad q_0^2[K^{*+}] = 4.15_{-0.27}^{+0.27} \text{ GeV}^2, \quad (87)$$

with an additional uncertainty from power corrections estimated to be of the order of 10%.

The authors of [470] fix the form factor $\zeta_{\perp}(0)$ by comparing the experimental results on $B \rightarrow K^* \gamma$ with the theoretical predictions at NLO at leading power and assuming a simple energy dependence of the form factor. Furthermore, the leading perturbative logarithms in SCET are resummed. They get a

somewhat smaller value for the partially integrated branching fraction⁹

$$\int_{1 \text{ GeV}^2}^{7 \text{ GeV}^2} dq^2 \frac{dBr(B^+ \rightarrow K^{*+} \ell^+ \ell^-)}{dq^2} = (2.92_{-0.50}^{+0.57} |_{\zeta_{\parallel}}^{+0.30} |_{\text{CKM}}^{+0.18}) \times 10^{-7}, \quad (88)$$

which is mainly due to a smaller default value for the $B \rightarrow K^*$ form factor ζ_{\parallel} taken from [231]. The forward-backward asymmetry zero now reads

$$q_0^2 = (4.07_{-0.13}^{+0.16}) \text{ GeV}^2, \quad (89)$$

where the smaller parametric uncertainties compared to (87) are traced back to the renormalization-group improvement of the perturbative series and the different strategy to fix $\zeta_{\perp}(q^2)$. Isospin-breaking effects between charged and neutral B decays, and potentially large hadronic uncertainties from power corrections have not been specified in [470].

As has been pointed out in [475], the K^* meson is always observed through the resonant $B \rightarrow (K\pi)\ell^+\ell^-$ decay. Depending on the considered phase-space region in the Dalitz plot, this may induce further corrections to the position of the asymmetry zero. On the other hand, it allows for an analysis of angular distributions. Following Ref. [468], one can consider the polarization fractions

$$F_L(q^2) = \frac{H_L(q^2)}{H_L(q^2) + H_T(q^2)}, \quad F_T(q^2) = \frac{H_T(q^2)}{H_L(q^2) + H_T(q^2)} \quad (90)$$

and the K^* -polarization parameter $\alpha_{K^*}(q^2) = 2F_L/F_T - 1$. Like the FBA, these observables have smaller hadronic uncertainties (for small values of q^2), as the hadronic form-factors cancel in the ratios to first approximation [468]. Introducing the angle θ_K of the K meson relative to the B -momentum in the K^* rest frame, the triple differential decay rate reads

$$\begin{aligned} \frac{d^3\Gamma}{dq^2 d\cos\theta_{\ell} d\cos\theta_K} &= \left\{ \frac{9}{8} F_L \cos^2\theta_K \sin^2\theta_{\ell} + \frac{9}{32} (1 - F_L) \sin^2\theta_K (1 + \cos^2\theta_{\ell}) \right\} \frac{d\Gamma}{dq^2} \\ &+ \frac{3}{4} \sin^2\theta_K \cos\theta_{\ell} \left(\frac{d\Gamma_F}{dq^2} - \frac{d\Gamma_B}{dq^2} \right). \end{aligned} \quad (91)$$

Finally, the remaining angle, ϕ , between the decay planes of the lepton pair and K^* meson defines the distribution [468]

$$\frac{d^2\Gamma}{dq^2 d\phi} = \frac{1}{2\pi} \left(1 + \frac{1}{2} (1 - F_L) A_T^{(2)} \cos 2\phi + A_{\text{Im}} \sin 2\phi \right) \frac{d\Gamma}{dq^2}, \quad (92)$$

where the asymmetry $A_T^{(2)}(q^2)$ is sensitive to new physics from right-handed currents, and the amplitude A_{Im} is sensitive to complex phases in the hadronic matrix elements. In the SM, the asymmetry $A_T^{(2)}$ and the amplitude A_{Im} are negligible at low q^2 , so the measurement of either is a precision null test.

The differential decay rate for $B \rightarrow K\ell^+\ell^-$ can be found in [469]. Within the SM the FB asymmetry in $B \rightarrow K\ell^+\ell^-$ is highly suppressed. At hadron colliders, also the decay modes $B_s \rightarrow \phi\ell^+\ell^-$ and $B_s \rightarrow \eta^{(\prime)}\ell^+\ell^-$ can be studied. Their theoretical description is analogous to the $B \rightarrow K^*(K)$ case, but accurate numerical studies require better knowledge of the hadronic parameters entering the B_s , and $\phi(\eta, \eta')$ -meson wave functions.

Baryonic decay channels, $\Lambda_b \rightarrow \Lambda^0\ell^+\ell^-$, are theoretically less well understood. So far, they have only been discussed within the (naive) factorization approximation, based on symmetry relations and model estimates for the $\Lambda_b \rightarrow \Lambda^0$ form-factors (see e.g. [476–478]). Besides the q^2 spectrum and the FBA, the baryonic $b \rightarrow s\ell^+\ell^-$ decays offer the possibility to study various asymmetry parameters and Λ^0 polarization effects, which exhibit a particular dependence on NP effects [479–485]. Also a possible initial Λ_b polarisation can be accounted for [486].

⁹Notice that the upper limit of integration in (88) is slightly larger than those in (86).

3.2.2.3 Charmonium resonances in $b \rightarrow s\ell\ell$

The calculation of inclusive and exclusive observables in $b \rightarrow s\ell^+\ell^-$ decays is complicated by the presence of long-distance contributions related to intermediate $c\bar{c}$ pairs from the 4-quark operators in the effective Hamiltonian. The effect depends on the invariant mass q^2 of the lepton pair.

For the inclusive rate, the charm quarks can be integrated out perturbatively within an OPE based on an expansion in α_s and $(1/m_c, 1/m_b)$ (with the ratio m_c/m_b kept fixed). Below the charm threshold $q^2 \ll 4m_c^2$, the expansion in $1/m_c^2$ still converges, and the inclusive decay spectrum can be described in terms of a local OPE [389, 392, 393, 460, 487, 488]. Similarly, for exclusive decays it is possible to integrate out the intermediate charm loops perturbatively, leading to non-local operators whose matrix elements can be further investigated using QCDF, SCET or (light-cone) sum rules, see the discussion in Sec. 2 and [262, 391] (for the case $q^2 = 0$).

Approaching the charm threshold at $q^2 \sim 4m_c^2$, the heavy-quark expansion breaks down, both in inclusive and exclusive decays. A pragmatic solution is to ignore the $c\bar{c}$ resonance region completely by introducing “appropriate” experimental cuts on q^2 . Alternatively, one may attempt to model a few resonances explicitly (in practice the J/ψ and the $\psi(2S)$), see e.g. [473] and references therein. However, this method bears the danger of double-counting when combined with the OPE result, which can be avoided by using dispersion relations for the electromagnetic vacuum polarization [489]. Still, non-factorizable soft interactions between the resonating charmonium system and the $B \rightarrow X_s$ transition cannot be accounted for in a systematic way at present.

For values of q^2 above the charm threshold, the invariant mass of the hadronic final state is small, and the decay rate is dominated by a few exclusive states. To trust the OPE result for the inclusive spectrum, one has to smear the experimental spectrum over a “sufficiently” large q^2 range and rely on the (semi-local) duality approximation. For the description of the exclusive channels in that region, one has to rely on an expansion in terms of $4m_c^2/q^2$ within HQET [471]. In summary, to avoid contamination from charmonium or light vector resonances, one should consider the range $1 \text{ GeV}^2 \leq q^2 \leq 6 \text{ GeV}^2$.

Finally, one has to mention that light-quark loops need a similar investigation in order to assess the role of light vector resonances at small values of q^2 . We also should stress that while analyzing the $c\bar{c}$ background in inclusive $B \rightarrow X_s\ell^+\ell^-$ transitions, special care should be taken of the chain of $B \rightarrow J/\psi X_s$, $J/\psi \rightarrow \ell^+\ell^- X$ decays, mimicking $b \rightarrow s\ell^+\ell^-$ with $q^2 < m_{J/\psi}^2$.

3.2.3 Experimental studies of electroweak penguin decays

3.2.3.1 Measurements (prospects) at (Super-)B factories

The B -factory experiments BaBar and Belle have succeeded in measuring the $b \rightarrow s\ell^+\ell^-$ process in B decays, both exclusively [490–492] and inclusively [124, 125]. Measured observables include: total branching fractions; direct CP asymmetries; partial branching fractions vs. the dilepton q^2 and the hadronic X_s mass; and, for $B \rightarrow K^*\ell^+\ell^-$, the dilepton angular asymmetry A_{FB} vs. the dilepton q^2 , the K^* longitudinal polarization vs. the dilepton q^2 , and fits of the $d^2\Gamma/d\cos\theta dq^2$ distribution to extract experimentally A_9/A_7 and A_{10}/A_7 . Upon accumulation of more data in current B factories or the proposed super B factories, it should be possible to extract most of the observables described in Section 3.2.2, in increasingly finer binning and precision. The expected experimental sensitivity of 50 ab^{-1} of $B \rightarrow K^*\ell^+\ell^-$ data at a super B factory is comparable to 3.3 fb^{-1} of $B^0 \rightarrow K^{*0}\mu^+\mu^-$ data at LHCb, as described below.

The optimal measurement technique is to completely reconstruct the signal B decay: selection of events with an electron or muon pair, selection of all hadrons of the appropriate X_s system (K or K^* mesons for the exclusive case, and a K plus 1, 2, 3 or 4 pions for the inclusive case), and then application of the standard kinematic requirements in mass and energy for the resulting B candidate. Partial or full reconstruction requirements for the recoil B are in general suboptimal. Triggering signal events is fully efficient and particle identification is both efficient (typically 80-90% per particle) and pure (negligible

Result	$\int \mathcal{L}$ (fb $^{-1}$)	yield	efficiency (%)	\mathcal{B} (10^{-6})
BaBar $B \rightarrow K\ell\ell$ [492]	208	46 ± 10	15 ± 1	$0.34 \pm 0.07 \pm 0.02$
Belle $B \rightarrow K\ell\ell$ [490]	253	79 ± 11	13 ± 1	$0.55 \pm 0.08 \pm 0.03$
HFAG $B \rightarrow K\ell\ell$ [493]				0.44 ± 0.05
BaBar $B \rightarrow K^*\ell\ell$ [492]	208	57 ± 14	7.9 ± 0.4	$0.78 \pm 0.19 \pm 0.11$
Belle $B \rightarrow K^*\ell\ell$ [490]	253	82 ± 11	4.6 ± 0.2	$1.65 \pm 0.23 \pm 0.11$
HFAG $B \rightarrow K^*\ell\ell$ [493]				1.17 ± 0.16
BaBar $B \rightarrow X_s\ell\ell$ [124]	82	40 ± 10	2.0 ± 0.4	$5.6 \pm 1.5 \pm 1.3$
Belle $B \rightarrow X_s\ell\ell$ [125]	140	68 ± 14	2.7 ± 0.5	$4.1 \pm 0.8 \pm 0.9$
HFAG $B \rightarrow X_s\ell\ell$ [493]				4.5 ± 1.0

Table 14: Branching fraction measurements at B factories for $b \rightarrow s\ell^+\ell^-$ decays, including integrated luminosity, signal yield, detection efficiency, and the measured branching fraction over the full q^2 range. The HFAG averages are also included.

fake rates for electrons, percent level fake rates for muons and kaons) down to low particle lab momenta (0.3 GeV/ c for electrons and 0.7 GeV/ c for muons). Charmonium background can be efficiently vetoed by the lepton-pair mass and does not significantly contaminate the q^2 regions dominated by the short-distance physics of interest. The remaining combinatorial background, mostly from semileptonic B and D decays, is significant, but it can be reliably separated from signal by extrapolation from distributions in kinematic sidebands, typically via an unbinned maximum likelihood fit. Branching fraction results are shown in Table 14. The effective signal to background ratio for these results varies from 1:2 (inclusive) up to 2:1 (Belle $K^*\ell\ell$). Comparable sensitivity is attained for both electron and muon decay channels.

Assuming HFAG branching fractions, and the efficiencies and backgrounds observed in the Belle results, the expected signal yields (and their statistical precision) per 1 ab^{-1} are 229 ± 16 (7%), 215 ± 16 (7%), and 486 ± 24 (5%), for $K\ell\ell$, $K^*\ell\ell$, and $X_s\ell\ell$, respectively. The experimental uncertainty for total branching fractions should therefore be less than or comparable to current Standard Model theoretical uncertainties, using B -factory data alone. Direct CP violation will be bounded at the level of 5-7% with 1 ab^{-1} , and thus a Super B factory would obtain a high precision test ($\sim 1\%$) of the null result expected in the Standard Model. Similar precision is expected for measuring differences in branching fractions between electron and muon channels, which is also an interesting null test of the Standard Model [431, 494]. A possible complicating factor for the inclusive $X_s\ell\ell$ (partial) branching fractions is the necessity of an aggressive requirement on the mass M_{X_s} to be less than $1.8 \text{ GeV}/c^2$. Such a tight cut may introduce significant shape function effects into the interpretation of the results, in the same manner as a photon energy cut does for $B \rightarrow X_s\gamma$ [495, 496]. A looser M_{X_s} requirement will have poorer precision, and thus Super B factory samples may be required to compare with the most precise predictions.

The B factories have also succeeded in accumulating large enough $B \rightarrow K^*\ell\ell$ samples to perform angular analyses as a function of dilepton mass. The angles analyzed thus far include the angle, θ_ℓ , between the positive (negative) lepton and the B (\bar{B}) momentum in the dilepton rest frame, and the angle, θ_K , of the K meson relative to the B momentum in the K^* rest frame. The integrated longitudinal K^* polarization F_L and the forward-backward asymmetry A_{FB} are related to the decay products' angular distribution via Eq. (91), which upon integration of one of the angular variables reduces to

$$\frac{d^2\Gamma}{dq^2 d\cos\theta_K} = \left\{ \frac{3}{2} F_L \cos^2\theta_K + \frac{3}{4} (1 - F_L) \sin^2\theta_K \right\} \frac{d\Gamma}{dq^2}, \quad (93)$$

$$\frac{d^2\Gamma}{dq^2 d\cos\theta_\ell} = \left\{ \frac{3}{4} F_L \sin^2\theta_\ell + \frac{3}{8} (1 - F_L) (1 + \cos^2\theta_\ell) + A_{FB} \cos\theta_\ell \right\} \frac{d\Gamma}{dq^2}. \quad (94)$$

From the singly- or doubly-differential angular distributions (in a given q^2 -bin) it is then possible to infer

$\int \mathcal{L} \text{ (ab}^{-1}\text{)}$		1	5	10	50
$K^*\ell\ell : A_{FB}$	q^2 in 1-6 GeV ² /c ⁴	18	8.2	5.8	2.6
	$q^2 > 10$ GeV ² /c ⁴	11	4.7	3.3	1.5
	All	7.9	3.5	2.5	1.1
$K^*\ell\ell F_L$	q^2 in 1-6 GeV ² /c ⁴	12	5.3	3.7	1.7
	$q^2 > 10$ GeV ² /c ⁴	9.4	4.2	3.0	1.3
	All	7.2	3.2	2.3	1.0
$K^+\ell\ell A_{FB}$	All	8.4	3.7	2.6	1.2

Table 15: Expected statistical precision of a Super B factory, in percent, for the angular observables A_{FB} and F_L versus the integrated luminosity, integrated over various ranges of q^2 .

$A_{FB}(q^2)$ and $F_L(q^2)$ simultaneously. There is also the remaining angle, ϕ , between the decay planes of the lepton pair and K^* meson, which has yet to be analyzed, see Eq. (92).

BaBar has measured A_{FB} and F_L , in two bins of q^2 (above and below 8.4 GeV/c²), via unbinned maximum likelihood fits to the singly-differential distributions of $\cos\theta_\ell$ and $\cos\theta_K$, which take into account signal efficiency as a function of angle as well as background angular distributions (which are in general non-uniform and forward-backward asymmetric) [492]. Table 15 shows the expected precision for these observables extrapolated to Super B luminosities, assuming HFAG branching fractions and Standard Model predictions for $d\Gamma/dq^2$. The ultimate 50 ab⁻¹ precision of the A_{FB} of $B \rightarrow K^*\ell\ell$, integrated over the theoretically preferred range of 1-6 GeV²/c⁴, is 2.6%. If this region is extended more aggressively to the original BaBar choice of 0.1-8.4 GeV²/c⁴, the signal statistics are doubled, and the precision improves to 1.8%. Similar precision is expected for F_L . Measuring integrated angular observables of these types has the advantages of model independence in their interpretation; the underlying relation between these measurements, the Wilson coefficients, and the form factors can change without necessitating revision of the measurement. The averaging of multiple experimental results is also very straightforward.

Alternatively, Belle has analyzed the doubly-differential distribution $d^2\Gamma/d\cos\theta_\ell dq^2$ and then performed a maximum likelihood fit to extract the Wilson coefficient ratios A_9/A_7 and A_{10}/A_7 from the data [491]. Using the theoretical approximation in Ref. [430], and assuming the form factor model of Ref. [473], they find

$$\begin{aligned}
A_9/A_7 &\simeq -15.3^{+3.4}_{-4.8} \pm 1.1 \\
A_{10}/A_7 &\simeq 10.3^{+5.2}_{-3.5} \pm 1.8,
\end{aligned}
\tag{95}$$

where the A_i are the leading order Wilson coefficients. This is in agreement with the LO Standard Model predictions of -12.3 and 12.8, respectively. The dominant systematic uncertainty is from theoretical model dependence, particularly the form factor model and parametric uncertainty from m_b . This method has been studied for Super B -factory luminosities, as discussed in Ref. [497]. Figure 8 shows a projection of dA_{FB}/dq^2 from a likelihood fit to the Wilson coefficients, for a simulated sample of 5 ab⁻¹, compared to A_{FB} integrated over various bins in q^2 measured from the same sample. Employing the entire range of q^2 , the expected statistical precision is shown in Table 16. With 5-10 ab⁻¹, the expected statistical uncertainty will be less than the current systematic uncertainty. The expected ultimate statistical sensitivity for 50 ab⁻¹ is about 4% for each coefficient. These fits extract essentially the same information as that obtained from measuring the zero q_0^2 of dA_{FB}/dq^2 (a theoretically clean estimator of A_9/A_7), except that the distribution is analyzed globally and not just in the vicinity of q_0^2 ; equivalent uncertainties for q_0^2 are identical to those of A_9 . In order to control theoretical uncertainties, it may be necessary to restrict the fit to 1-6 GeV²/c⁴. For that measurement the price in experimental statistics is roughly a factor of 0.6, with an even larger sacrifice in sensitivity for A_{10} , which is most relevant at high q^2 .

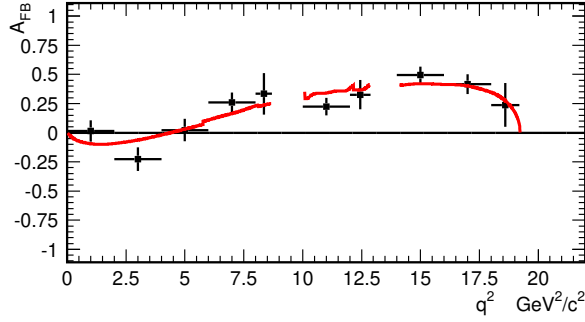


Fig. 8: Expected measurement of dA_{FB}/dq^2 for $B \rightarrow K^*\ell^+\ell^-$ (points) with 5 ab^{-1} of data from a Super B factory; the best fit of that data for Wilson coefficients A_9 and A_{10} is superimposed (solid line) [497].

$\int \mathcal{L} \text{ (ab}^{-1}\text{)}$	1	5	10	50
A_9	25	11	7.8	3.5
A_{10}	29	13	9.2	4.1

Table 16: Expected statistical precision for a Super B factory, in percent, for Wilson coefficients A_9 and A_{10} versus the integrated luminosity, integrated over the entire range of q^2 .

With more data, it could also be possible to bound other Wilson coefficients which are negligible in the Standard Model, such as those corresponding to scalar operator products or products with flipped chirality. Fitting triply- or quadruply-differential distributions with the additional decay angles $\cos \theta_K$ and ϕ , as is currently done for large samples of $B \rightarrow VV$ decays, will also be possible.

Measuring the angular distribution of inclusive $B \rightarrow X_s \ell \ell$ decays has not yet been attempted, however with thousands of events expected at a Super B factory there will be sufficient statistics for a precise measurement of A_{FB} [498]. This is an attractive measurement, as observables such as q_0^2 are predicted more precisely than for the exclusive case ($\sim 5\%$). Scaling from the expected yield per ab^{-1} of 486 ± 24 , and assuming the same sensitivity to A_9/A_7 per event as for the $B \rightarrow K^* \ell \ell$ Wilson coefficient fits, a 5% statistical precision for A_9/A_7 (and hence q_0^2) could be achieved with roughly 10 ab^{-1} , although again a critical issue for the precision is how wide a range of q^2 is appropriate for such fits. Understanding systematic uncertainties from a sum-of-exclusive-modes analysis will be challenging, in particular the effect of imprecise X_s fragmentation modeling on the multiply-differential efficiency.

3.2.3.2 $B_d \rightarrow K^{*0} \mu^+ \mu^-$ at LHCb

The exclusive $B_d \rightarrow K^{*0} \mu^+ \mu^-$ decay can be triggered and reconstructed in LHCb with high efficiency due to the clear di-muon signature and K/π separation provided by the RICH detector [499].

The selection criteria including the trigger have an efficiency of 1.1% for signal. The trigger accepts 89% of the Monte Carlo signal events, which are reconstructed offline. In 2 fb^{-1} of integrated luminosity this selection gives an estimated signal of 7200 events with a total background of 3500 events in a $\pm 50 \text{ MeV}/c^2$ mass window around the B mass and $\pm 100 \text{ MeV}/c^2$ window around the K^{*0} mass. The branching ratio for $B_d \rightarrow K^{*0} \mu^+ \mu^-$ was assumed to be 1.22×10^{-6} . The irreducible non-resonant $B_d \rightarrow K^+ \pi^- \mu^+ \mu^-$ background was estimated at 1730 events; the branching ratio used for this was set using a 90% upper limit estimate found from the sidebands of the K^{*0} mass in [492]. Other large components of the background are 1690 from events with two semileptonic B decays, 640 of which are from semileptonic decays of both the b and the c quarks within the same decay chain. Exclusive backgrounds from other $b \rightarrow s \mu^+ \mu^-$ decays were considered and contribute at a very low level of 20 events.

The selection efficiency as a function of q^2 is flat in the region $4m_\mu^2$ to $9 \text{ GeV}^2/c^4$ due to the high boost of the B_d . For high q^2 values the selection efficiency as a function of θ_l is flat while for low q^2 the efficiency is highest around $\theta_l = \pi/2$ [500].

In addition to the well-known forward-backward asymmetry, A_{FB} , LHCb will be able to extract information about the differential decay rate $d\Gamma/ds$ and the transversity amplitudes A_0 , A_\parallel , and A_\perp through the asymmetry $A_T^{(2)}$ and the K^{*0} longitudinal polarisation F_L , see Eqs (91) and (92).

For measuring the zero point in A_{FB} , a linear fit is performed to the measured A_{FB} in the region $2 - 6 \text{ GeV}^2/c^4$ as illustrated in Fig. 9. For the resolution in the zero point of A_{FB} [500] we estimate $0.50(0.27) \text{ GeV}^2/c^4$ with $2(10) \text{ fb}^{-1}$ of integrated luminosity. If the background is ignored the resolution is $0.43(0.25) \text{ GeV}^2/c^4$.

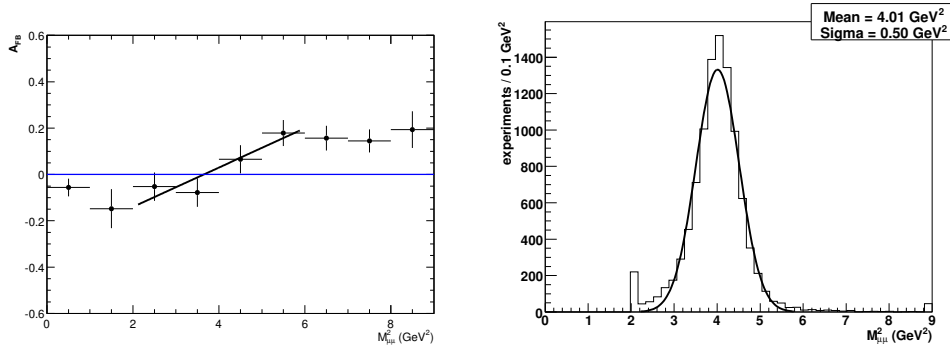


Fig. 9: The forward-backward asymmetry in $B_d \rightarrow K^{*0} \mu^+ \mu^-$ with 2 fb^{-1} of integrated luminosity at LHCb. To the left the forward-backward asymmetry as a function of q^2 in a single toy Monte Carlo experiment and to the right the fitted zero point location for an ensemble of Monte Carlo experiments. The peaks at 2 and 9 correspond to fits where the zero point was outside this region.

The statistical errors for A_{FB} , $A_T^{(2)}$ and F_L have been estimated by performing simultaneous fits to the θ_l , θ_K and ϕ projections of the full angular distribution in 3 bins of q^2 below the ψ resonances [501]. In the theoretically favoured region of $1 < q^2 < 6 \text{ GeV}^2/c^4$ the resolution in $A_T^{(2)}$ is $0.42(0.16)$ with $2(10) \text{ fb}^{-1}$ of integrated luminosity. See Table 17 for estimated statistical errors on all the parameters. In particular the resolution on $A_T^{(2)}$ would improve if the theoretically comfortable region could be expanded upwards from $6 \text{ GeV}^2/c^4$.

q^2 region (GeV^2/c^4)	A_{FB}		$A_T^{(2)}$		F_L	
	2 fb^{-1}	10 fb^{-1}	2 fb^{-1}	10 fb^{-1}	2 fb^{-1}	10 fb^{-1}
0.05 – 1.00	0.034	0.017	0.14	0.07	0.027	0.011
1.00 – 6.00	0.020	0.008	0.42	0.16	0.016	0.007
6.00 – 8.95	0.022	0.010	0.28	0.13	0.017	0.008

Table 17: The expected resolution for measurements of the parameters A_{FB} , $A_T^{(2)}$ and F_L , for the $B_d \rightarrow K^{*0} \mu^+ \mu^-$ decay at LHCb in regions of the squared di-muon mass q^2 with 2 and 10 fb^{-1} of integrated luminosity.

3.2.3.3 R_K at LHCb

Reconstructing $B^+ \rightarrow K^+ e^+ e^-$ as well as $B^+ \rightarrow K^+ \mu^+ \mu^-$ allows us to extract the ratio R_K of the two branching fractions, integrated over a given di-lepton mass range. The same reconstruction requirements are applied to $B^+ \rightarrow K^+ \mu^+ \mu^-$ and $B^+ \rightarrow K^+ e^+ e^-$ decay. A proper bremsstrahlung correction is essential in the latter channel. The correction for the lower reconstruction and trigger

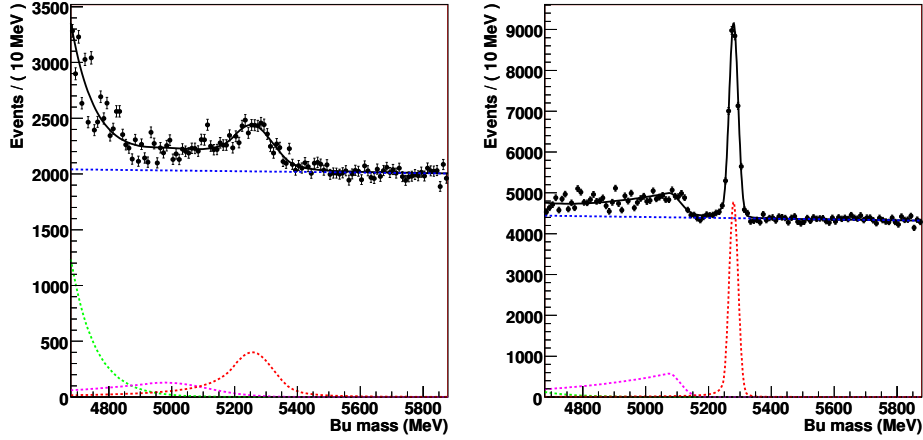


Fig. 10: Expected B^+ candidate mass distributions in the $B^+ \rightarrow K^+e^+e^-$ (left) and $B^+ \rightarrow K^+\mu^+\mu^-$ (right) modes for 10 fb^{-1} at LHCb. The dotted lines show the contributions from signal and specific backgrounds as extracted from the fit (see text).

efficiency in the electron mode is extracted from $B^+ \rightarrow J/\psi K^+$ decays. The di-lepton mass range is chosen to be $4m_\mu^2 < q^2 < 6 \text{ GeV}^2/c^4$ in order to avoid $c\bar{c}$ resonances (especially in the e^+e^- mode) and threshold effects due to the higher μ mass. The event yields are extracted from a fit to the $K\ell^+\ell^-$ mass distributions. Peaking backgrounds from $B^+ \rightarrow J/\psi K^+$ and $B_d \rightarrow K^*\ell^+\ell^-$ are measured using control samples and included in the fit.

The expected B candidate mass distributions are shown in Fig. 10 for five years (10 fb^{-1}) of data taking. The yields returned by the fit are given in the table below. They are compatible with the number of true MC events. The B/S ratios are given for the full signal box within $\pm 600 \text{ MeV}$ around the B_u mass (shown in Fig. 10).

	Yield	B/S	$\sigma(m_{B_u})$
$B^+ \rightarrow K^+\mu^+\mu^-$	$18\,774 \pm 230$	~ 29	$14 \text{ MeV}/c^2$
$B^+ \rightarrow K^+e^+e^-$	$9\,240 \pm 380$	~ 30	$68 \text{ MeV}/c^2$

The errors on the yields are the statistical error returned by the fit. Using these errors one gets an error on R_K of 4.3% for 10 fb^{-1} .

3.2.3.4 Semileptonic rare B decays at ATLAS

With the ATLAS experiment, new physics effects in $b \rightarrow sl^+l^-$ transitions will be searched for in the branching ratio and forward-backward asymmetry $A_{FB}(q^2)$ between b -hadron and l^+ momenta. With baryonic decays ($\Lambda_b \rightarrow \Lambda^0\mu^+\mu^-$) new physics effects can also be extracted from Λ^0 polarisation and asymmetry parameters (Figs. 2,3,4 from [480]), but influence of possible initial Λ_b polarisation has to be accounted for [486]. Note that the measurement of the di-lepton mass spectrum is more sensitive to the ATLAS detector efficiency than to new physics.

The main part of B -physics studies will be performed in the initial LHC low-luminosity stage (3 years at $L = 10^{33} \text{ cm}^{-2}\text{s}^{-1}$). It is expected that the luminosity will vary by a factor of ~ 2 during beam-coast and there will be 2 – 3 interactions per collision. The production rate of $b\bar{b}$ pairs at ATLAS is $\sim 500 \text{ kHz}$, which implies having $5 \cdot 10^{12}$ $b\bar{b}$ pairs per year (10^7 seconds).

Experimental feasibility studies for rare decays of B_d^0 , B_s^0 , B^+ and Λ_b at ATLAS have been performed using the full detector simulation chain [502]. The decay kinematics was defined via matrix elements included into the b -physics Pythia interface [503] (B_d^0 , B_s^0) or using the EvtGen decay tool [504,

505] (B^+ , Λ_b) with matrix elements taken from theoretical publications in [292, 430, 477, 479, 506]. The pp interactions were generated using Pythia6 [507] tuned for correct b -quark production [503]. Events were filtered at generator level to emulate the di-muonic LVL1 trigger cuts (see below) and charged tracks from the B -decays were required to fit in ATLAS tracking system capabilities ($p_T \gtrsim 0.5$ GeV, $|\eta| < 2.5$ [508]). These cuts influence the q^2 spectrum and A_{FB} shape. Study of the sample of $\Lambda_b \rightarrow \Lambda^0 \mu^+ \mu^-$ events have shown that higher di-muon mass values are preferred (fraction of events with q^2 below J/ψ mass decreased from 67 % to 58 %) and A_{FB} is affected in the $q^2/M_b^2 < 0.1$ region (suppression by 40 % of $|A_{FB}|$ was found).

The trigger system at ATLAS consists of three levels: Level 1 trigger (LVL1), Level 2 trigger (LVL2) and Event Filter (EF) [509]. LVL1 stage is based on the detection of two high- p_T muons by the fast muon trigger chambers ($p_{T\mu_1} > 6$ GeV, $p_{T\mu_2} > 4$ GeV and $|\eta_{\mu_{1,2}}| < 2.5$ driven by detector acceptance). A preliminary study of the di-muonic LVL1 performance was shown in [510]. The LVL1 rate is dominated by real di-muons giving a rate of ~ 150 Hz, but also by events with a single muon, doubly counted due to overlap of trigger chambers. In order to suppress the fake di-muon triggers, a system of overlap flags was introduced. The study indicated that signal rejection due to this overlap-removal algorithm is less than 0.5 %. Efficiency suppression due to small di-muonic opening angles was also studied, finding the effect below 1 %. Overall (75 – 80) % single muon and ~ 60 % di-muon trigger efficiency was found for the sample of $\Lambda_b \rightarrow \Lambda^0 \mu^+ \mu^-$ events. At the second level, the muon p_T measurement will be confirmed in the Muon Precision Chambers, Tile Calorimeter and extrapolated to the Inner Detector in order to reject muons from K/π decays. The di-muon specific detailed LVL2 and EF strategies have not yet been set up. The purpose of LVL2 is to select preliminary candidates for the B -hadrons rare decay, based on track parameters and fast calculations. A secondary fast vertex fit can optionally be used at LVL2 level to achieve a satisfactory background rejection. At the EF level, offline-like selection cuts will be applied.

The key signature of rare decays is the presence of the opposite-charge muon pair. The di-muon pair is likely to form a secondary vertex which is detached from the primary vertex. The identification of this vertex, if particularly close to the interaction point, requires well reconstructed leptons. The event selection is done in the following order: muon and di-muon identification; secondary hadron selection; B -hadron selection. The analysis has to rely on topological variables as vertex quality, vertex separation ($c\tau_B \geq 0.5$ ps) and pointing to primary vertex constraint on the B -hadron momentum. The vertexing algorithm used is the one adopted from the CDF collaboration [511]. Simple vertex fits are used to select secondary hadrons and di-muon candidates, while for the B -hadron the whole cascade decay topology is fitted at once.

Due to low signal BRs, great background suppression has to be achieved. The main background source comes from beauty decays producing a muon pair in the final state. The present study based on a sample of $b\bar{b} \rightarrow X \mu_{p_T > 6(4)} \mu_{p_T > 4}$ events, provides upper limits for fake events as sketched in Table 18.

Decay	Signal	Background
$B_d^0 \rightarrow K^{0*} \mu^+ \mu^-$	2500	12000
$B_s^0 \rightarrow \phi \mu^+ \mu^-$	900	10000
$B^+ \rightarrow K^{*+} \mu^+ \mu^-$	2300	12000
$B^+ \rightarrow K^+ \mu^+ \mu^-$	4000	12000
$\Lambda_b \rightarrow \Lambda^0 \mu^+ \mu^-$	800	4000

Table 18: Expected number of events for signal and background upper limit after 30 fb^{-1} measurement.

Interval of q^2/M_B^2	-0.00 -0.14	-0.14 -0.33	-0.55 -0.71
Number of events	570	540	990
A_{FB}	11.8%	-6.1%	-13.7%
Statistical error	4.2%	4.3%	3.2%
SM prediction	10%	-14%	-29%

Table 19: Averaged A_{FB} of $B_d^0 \rightarrow K^{0*} \mu^+ \mu^-$ from ATLAS simulations (not corrected for detector effects and background) at $L_{\text{int}} = 30 \text{ fb}^{-1}$, its statistical precision and comparison to SM prediction.

In Table 19 the reconstructed A_{FB} is presented for $B_d^0 \rightarrow K^{0*} \mu^+ \mu^-$ decay. We divide the

q^2/M_B^2 -region into three intervals: the first interval from $(2m_\mu/M_B)^2$ to the so-called “zero-point” [472], the second interval from the “zero-point” to the lower boundaries of the J/ψ and ψ' resonances, and the last interval from the resonance area to $(M_B - M_{K^*})^2/M_B^2$. Data collected in 3 years of LHC operations, corresponding to 30 fb^{-1} of integrated luminosity, will be enough to confirm the Standard Model or to set strong limits on SM extensions.

An attempt to estimate the statistical errors of the branching ratio measurements has been made for $B^+ \rightarrow K^+ \mu^+ \mu^-$ and $B^+ \rightarrow K^{*+} \mu^+ \mu^-$ decays [512]. They were $\sim 3.5\%$ and $\sim 6.5\%$, respectively for $B^+ \rightarrow K^+ \mu^+ \mu^-$ and $B^+ \rightarrow K^{*+} \mu^+ \mu^-$ decays. These errors on the branching ratio measurements are much smaller than the current experimental and theoretical ones.

3.2.4 Phenomenological implications and new physics constraints

3.2.4.1 New Physics in exclusive $b \rightarrow s \ell^+ \ell^-$ induced decays

The potential of Standard Model (SM) tests and New Physics (NP) searches with $b \rightarrow s \ell^+ \ell^-$ transitions has been stressed and explored in several works, e.g., [498, 513], and references therein. Of particular interest for the LHC are the exclusive decays (i) $B_s \rightarrow \ell^+ \ell^-$, (ii) $B \rightarrow K^{(*)} \ell^+ \ell^-$, $B_s \rightarrow \phi \ell^+ \ell^-$, $B_s \rightarrow \eta^{(\prime)} \ell^+ \ell^-$ and (iii) $\Lambda_b \rightarrow \Lambda \ell^+ \ell^-$, where $\ell = e, \mu, (\tau)$. Decays involving additional photons, such as $B_s \rightarrow \ell^+ \ell^- \gamma$ [514] are more sensitive to the hadronic QCD dynamics than the modes (i–iii). They are briefly considered in Sec. 3.4. Lepton flavor violating (LFV) decays such as $b \rightarrow s e^\pm \mu^\mp$ are discussed e.g. in [515, 516] and will not be considered further here. We stress that FCNCs with final state τ -leptons are poorly constrained experimentally to date, and it would be highly desirable to fill this gap since they test third generation couplings. The latter feature is also shared by the di-neutrino final states discussed, e.g., in [517] and in Sec. 3.3.

The presence of NP can lead to modified values for the short-distance coefficients C_i , including new CP-violating phases, and the generation of new operators in the weak effective Hamiltonian. These could include chirality flipped versions of the SM operators \mathcal{O}'_i (down by m_s/m_b within the SM) from right-handed currents or scalar operators from Higgs exchanges $\mathcal{O}_{S,P}$ (down by $m_\ell m_b/m_W^2$ within the SM), or tensor currents. Scenarios with *light* NP particles require additional operators, build out of the latter, see [518] for the MSSM with light sbottom and gluino. Model-independent information on $C_{7,8,9,10}^{(\text{eff})}$ has been previously extracted from combined analysis of $b \rightarrow s \ell^+ \ell^-$ and radiative $b \rightarrow s \gamma, s g$ data [430, 473, 491], also including (pseudo)-scalar contributions $C_{S,P}$ [431, 519]. In this program the study of correlations between decays and observables is an important ingredient, which enables identification of a possible SM breakdown and its sources.

The leptonic decay $\bar{B}_q^0 \rightarrow \ell^+ \ell^-$ is a smoking gun for neutral Higgs effects in SUSY models with large $\tan \beta$ and is discussed in detail in Section 3.4. A clean test of minimal flavour violation (MFV, see section 1.2.3) is the B_d - B_s -ratio $R_{\ell\ell} \equiv \mathcal{B}(\bar{B}_d^0 \rightarrow \ell^+ \ell^-)/\mathcal{B}(\bar{B}_s^0 \rightarrow \ell^+ \ell^-)$. In the SM and within MFV models $0.02 \lesssim R_{\ell\ell}|_{\text{SM}} \lesssim 0.05$, whereas in non-MFV scenarios $R_{\ell\ell}$ can be $\mathcal{O}(1)$ [520]. Phases in $C_{S,P}$ are probed with time-dependent and integrated CP-asymmetries requiring lepton-polarization measurements [521–523].

Besides the measurement of branching ratios, the $\bar{B} \rightarrow K \ell^+ \ell^-$ and $\bar{B} \rightarrow K^* \ell^+ \ell^-$ decays offer a number of orthogonal observables. For instance, the latest experimental results from Belle and BaBar for these modes [491, 492, 524] already include first investigations of angular distributions. The dilepton mass (q^2) spectra of $\bar{B} \rightarrow K^{(*)} \ell^+ \ell^-$ are sensitive to the sign of $\text{Re}(C_7^{\text{eff}*} C_9^{\text{eff}})$ and to NP contributions in $C_{9,10}$, and flipped $C'_{9,10}$ [525] – however, with rather large hadronic uncertainties from form factors and non-factorizable long-distance effects (see Sec. 3.2.2). Using constraints on $|C_{S,P}|$ from $B_s \rightarrow \mu^+ \mu^-$ [519] shows that $\bar{B} \rightarrow K^{(*)} \ell^+ \ell^-$ spectra are rather insensitive to NP effects in C_S and C_P .

The forward-backward asymmetry for decays into light pseudoscalars, $A_{FB}(\bar{B} \rightarrow K \ell^+ \ell^-)$, vanishes in the SM. Beyond the SM it is proportional to the lepton mass and the matrix elements of the new scalar and pseudoscalar penguin operators. The BaBar measurement of the angular distribu-

tion [492] is consistent with a zero FB asymmetry. Using model-independent constraints on $|C_{S,P}|$ from $B_s \rightarrow \mu^+\mu^-$ [519] one expects $A_{FB}(B \rightarrow K\mu^+\mu^-) < 4\%$. Moreover, in the MSSM with large $\tan\beta$ one has $C_S \simeq -C_P$, and the FB asymmetry comes out even smaller, $A_{FB}(B \rightarrow K\ell^+\ell^-) \lesssim 1$ (30)% for $\ell = \mu(\tau)$ [494, 526, 527]. In contrast, for decays into light vector mesons, $A_{FB}(\bar{B} \rightarrow K^*\ell^+\ell^-)$ is non-zero in the SM and exhibits a characteristic zero q_0^2 , whose position is relatively free of hadronic uncertainties, see Sec. 3.2.2. In a general model-independent NP analysis [525, 528] the position of the zero, the magnitude and shape of $A_{FB}(\bar{B} \rightarrow K^*\ell^+\ell^-)$ are found to depend on the modulus and phases of all Wilson coefficients. Note that also $\Lambda_b \rightarrow \Lambda\ell^+\ell^-$ decays share the universal SM A_{FB} -zero in lowest order of the $1/m_b$ and α_s expansion [476]. In off-resonance $B \rightarrow K\pi\ell^+\ell^-$ decays the analogous A_{FB} zero is also sensitive to NP effects [475]. The CP-asymmetry for the FB asymmetry in $\bar{B} \rightarrow K^*\ell^+\ell^-$ is a quasi-null test of the SM [517], with $A_{FB}^{CP}|_{\text{SM}} < 10^{-3}$. Sizable values can arise beyond the SM, for instance from non-standard CP-violating Z -penguins, contributing to $\arg[C_{10}]$.

The (CP-averaged) isospin asymmetry in $\bar{B} \rightarrow K^*\ell^+\ell^-$ is defined from the difference between charged and neutral B decays [529]. It vanishes in naive factorization (assuming isospin-symmetric form factors). A non-zero value arises from non-factorizable interactions where the photon couples to the spectator quark. For small values of q^2 , the isospin asymmetry can be analyzed in QCDF [529]. The largest contributions are induced by the strong penguin operators \mathcal{O}_{3-6} , and the sign of the asymmetry depends on the sign of C_7^{eff} . Within the SM and minimal-flavour violating MSSM scenarios, the isospin asymmetry is found to be small. Sizable deviations of $A_I(\bar{B} \rightarrow K^*\ell^+\ell^-)$ from zero would thus signal NP beyond MFV.

Following Ref. [468], one can construct further observables from an angular analysis of the decay $\bar{B}^0 \rightarrow K^{*0}(\rightarrow K^-\pi^+)\ell^+\ell^-$, see (90,92). The SM predictions are consistent with the existing experimental data for the (integrated) value of the longitudinal K^* polarization F_L [492]. A model-independent analysis with flipped \mathcal{O}'_7 shows some sensitivity of the angular observables to right-handed currents [468], see also [525]. The shapes of the transverse asymmetries $A_T(q^2)$ depend strongly on C_7 and C'_7 whereas NP effects in $C_{9,10}$ are rather small taking into account constraints from other B -physics data. Moreover, the zeros of $A_T^{(1,2)}(q^2)$ are sensitive to C'_7 . NP can give large contributions to the polarization parameter $\alpha_{K^*}(q^2)$ and $F_{L,T}(q^2)$ in extreme scenarios, however the influence of C_9 and C_{10} is stronger and theoretical errors are larger than in $A_T^{(1,2)}$.

The muon-to-electron ratios

$$R_H \equiv \int_{q_1}^{q_2} dq^2 \frac{d\Gamma(B \rightarrow H\mu^+\mu^-)}{dq^2} \bigg/ \int_{q_1}^{q_2} dq^2 \frac{d\Gamma(B \rightarrow He^+e^-)}{dq^2}, \quad H = \{K, K^*\} \quad (96)$$

are probing for non-universal lepton couplings, for instance from Higgs exchange or R-parity violating interactions in SUSY models. Kinematic lepton-mass effects are tiny, $\mathcal{O}(m_\mu^2/m_b^2)$. Taking the same integration boundaries for muon and electrons, the SM predictions are rather free of hadronic uncertainties [431]

$$R_H^{\text{SM}} = 1 + \mathcal{O}(m_\mu^2/m_b^2), \quad \text{with} \quad R_K^{\text{SM}} = 1 \pm 0.0001, \quad R_{K^*}^{\text{SM}} = 0.991 \pm 0.002, \quad (97)$$

and agree with the measurements $R_K = 1.06 \pm 0.48 \pm 0.08$ and $R_{K^*} = 0.91 \pm 0.45 \pm 0.06$ [492].

Studying correlations between different observables, one may be able to discriminate between different NP models. For instance, non-trivial correlation effects appear between R_K and $\mathcal{B}(B_s \rightarrow \mu^+\mu^-)$, since $\bar{B} \rightarrow K\ell^+\ell^-$ depends on $C_{S,P} + C'_{S,P}$ whereas $\mathcal{B}(\bar{B}_q^0 \rightarrow \ell^+\ell^-)$ on $C_{S,P} - C'_{S,P}$ [431]. Also, $\mathcal{B}(B_s \rightarrow \mu^+\mu^-)$ and Δm_s are strongly correlated in the minimal-flavour violating MSSM at large $\tan\beta$ [30], whereas no such correlation occurs in models with an additional gauge singlet, like the NMSSM studied in [530]. A summary of all observables with central results is given in Table 20.

Table 20: Summary of observables in $\bar{B} \rightarrow K\ell^+\ell^-$, $\bar{B} \rightarrow K^*\ell^+\ell^-$ and $\bar{B}_q^0 \rightarrow \ell^+\ell^-$ decays.

Observable	comments
$d\Gamma(\bar{B} \rightarrow K^{(*)}\ell^+\ell^-)/dq^2$	Hadronic uncertainties (form factors, non-factorizable effects, $c\bar{c}$) SM: depends on $ C_{7,9,10}^{\text{eff}} $ and $\text{Re}(C_7^{\text{eff}*}C_9^{\text{eff}})$ NP: sensitive to Z -penguins, $C'_{9,10}$, $\text{sgn}(C_7^{\text{eff}})$, but not to $C_{S,P}^{(\prime)}$
$A_{FB}(\bar{B} \rightarrow K\ell^+\ell^-)$	SM: $\simeq 0$ (quasi null test) NP: sensitive to $C_S + C'_S$ using $B_s \rightarrow \mu^+\mu^-$ constraint: $<(\text{few } \%)$ for $\mu^+\mu^-$
$dA_{FB}(\bar{B} \rightarrow K^*\ell^+\ell^-)/dq^2$ (shape and magnitude)	Hadronic uncertainties NP: sensitive to $\text{sgn}(C_7^{\text{eff}})$, $\text{sgn}(C_{10}^{\text{eff}})$, Z -penguins
FB asymmetry zero	Smaller uncertainties (test of the SM)
A_{FB}^{CP}	SM: $< 10^{-3}$ (quasi null test) NP: CP-phase in C_{10} (+ dynamic strong phase)
$dA_I(\bar{B} \rightarrow K^*\ell^+\ell^-)/dq^2$	Hadronic uncertainties SM: $\mathcal{O}(+10\%)$ for $q^2 \leq 2 \text{ GeV}^2$; depends on $C_{5,6}$ (c.f. $A_I(\bar{B} \rightarrow K^*\gamma)$) $\mathcal{O}(-1\%)$ for $2 \leq q^2 \leq 7 \text{ GeV}^2$; depends on $C_{3,4}$ NP: sensitive to strong penguin operators; $\text{sgn}(C_7^{\text{eff}})$
$A_T^{(1,2)}$, α_{K^*} , $F_{L,T}$	Smaller uncertainties (test of SM) NP: right-handed currents, e.g., C'_7
$R_{K^{(*)}}$	Tiny uncertainties: $< \pm 1\%$ SM: $1 + \mathcal{O}(m_\mu^2/m_b^2)$ (common cuts) NP: non-universal lepton couplings; $C_{S,P}^{(\prime)}$, neutral Higgs exchange
$\mathcal{B}(\bar{B}_q^0 \rightarrow \ell^+\ell^-)$	Uncertainties: f_{B_q} SM: depends on $ C_{10} V_{tq} $ NP: lepton-mass effects; $C_{S,P}^{(\prime)}$, neutral Higgs exchange
$R_{\ell\ell}$	Uncertainties: f_{B_d}/f_{B_s} SM: $\sim V_{td} ^2/ V_{ts} ^2 f_{B_d}^2/f_{B_s}^2$ NP: test of MFV

3.2.4.2 $B \rightarrow K^*\ell\ell$ and universal extra dimensions

FCNC B decays are sensitive to new physics scenarios involving extra dimensions. As an example, we discuss here the possibility to constrain the model proposed in [180] (ACD model), which is an extension of the SM by a fifth (universal) extra dimension. The extra dimension is compactified to the orbifold S^1/Z_2 , and all the SM fields are allowed to propagate in all dimensions. This model only requires a single additional parameter with respect to the SM, namely the radius R of the compactified extra dimension. The Standard Model is recovered in the limit $1/R \rightarrow \infty$ where the predicted extra Kaluza-Klein particles decouple from the low energy theory.

The effective Hamiltonian inducing $b \rightarrow s\ell^+\ell^-$, $b \rightarrow s\nu\bar{\nu}$ and $b \rightarrow s\gamma$ transitions in ACD has been computed in [17, 181]. In the case of the exclusive modes $B \rightarrow K^{(*)}\ell^+\ell^-$, $B \rightarrow K^{(*)}\nu\bar{\nu}$ and $B \rightarrow K^*\gamma$ there are several observables sensitive to $1/R$ that can be used to probe this scenario [182, 183]. At present, the most stringent experimental bound on $1/R$ comes from $B \rightarrow K^*\gamma$, leading to $1/R \geq 300 - 400 \text{ GeV}$, depending on the assumed hadronic uncertainties.

For values of $1/R$ of the order of a few hundred GeV, one expects an enhancement of $B(B \rightarrow K^{(*)}\ell^+\ell^-)$ and $B(B \rightarrow K^{(*)}\nu\bar{\nu})$ with respect to the SM (of the order of 20% for $1/R = 300 \text{ GeV}$) and a

suppression of $B(B \rightarrow K^* \gamma)$ (at the same level for $1/R = 300$ GeV). In general, the sensitivity to $1/R$ is masked by the uncertainty of the hadronic $B \rightarrow K^{(*)}$ matrix elements. A useful observable with smaller hadronic uncertainties is the position of the forward-backward asymmetry zero in $B \rightarrow K^* \ell^+ \ell^-$, which in ACD is shifted to smaller values as $1/R$ decreases, as shown in Fig. 11 (left). Another interesting quantity, which however has a more pronounced dependence on hadronic uncertainties is the position $(q^2)_{max}$ of the maximum of the longitudinal helicity fraction of K^* in the same process; its sensitivity to $1/R$ is also shown in Fig. 11 (right).

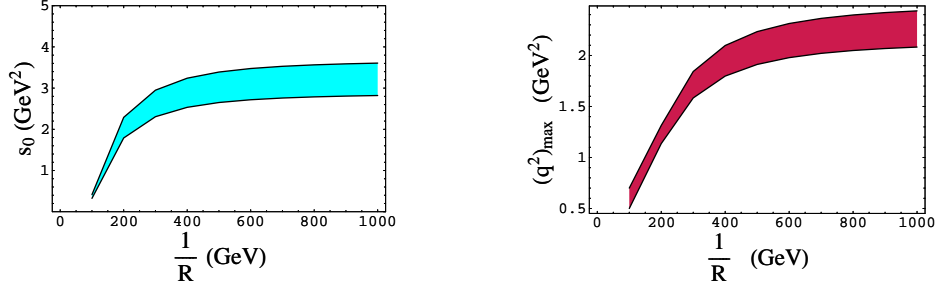


Fig. 11: Position of the zero, $s_0 \equiv q_0^2$, of A_{FB} (left) and of the maximum of the longitudinal K^* helicity fraction (right) in $B \rightarrow K^* \ell^+ \ell^-$ as a function of $1/R$ in the ACD extra dimension scenario. R is the radius of the compactified extra dimension. The uncertainties only include the $B \rightarrow K^*$ form-factor dependence; non-factorizable corrections have not been taken into account.

In the case of $B \rightarrow K^{(*)} \tau^+ \tau^-$ decays, τ -polarization asymmetries can be considered, in which the hadronic form factor dependence drops out for large K^* recoil energies. The transverse asymmetry decreases as $1/R$ is decreased, whereas the branching fraction increases. The combined observation of this pattern of deviations from SM results would represent a signature of the ACD scenario.

3.3 Neutrino modes

Here we discuss the so called neutrino modes. In particular, we talk about the rare SM modes $B \rightarrow X_s \nu \bar{\nu}$ and $B \rightarrow \tau \nu$. Experimentally, these modes are similar since both are associated with large missing energy. In $B \rightarrow X_s \nu \bar{\nu}$ there are the two neutrinos, in $B \rightarrow \tau \nu$ the τ decays very fast, yielding a final state with two neutrinos as well. Theoretically these two modes are different. $B \rightarrow X_s \nu \bar{\nu}$ is a FCNC process and thus occurs at one loop in the SM. $B \rightarrow \tau \nu$, on the other hand, occurs at tree level, but it is strongly suppressed for several reasons: helicity, a small CKM factor and the decay mechanism by weak annihilation $\sim 1/m_B$.

3.3.1 Neutrino modes: theory

3.3.1.1 Inclusive $b \rightarrow s \nu \bar{\nu}$ decays

Here we follow [532] with necessary updates. The FCNC decay $B \rightarrow X_s \nu \bar{\nu}$ is very sensitive to extensions of the SM and provides a unique source of constraints on some NP scenarios which predict a large enhancement of this decay mode. In particular, the $B \rightarrow X_s \nu_\tau \bar{\nu}_\tau$ mode is very sensitive to the relatively unexplored couplings of third generation fermions.

From the theoretical point of view, the decay $B \rightarrow X_s \nu \bar{\nu}$ is a very clean process. Both the perturbative α_s and the non-perturbative $1/m_b^2$ corrections are known to be small. Furthermore, in contrast to the decay $B \rightarrow X_s \ell^+ \ell^-$, which suffers from (theoretical and experimental) background such as $B \rightarrow X_s J/\psi \rightarrow X_s \ell^+ \ell^-$, there are no important long-distance QCD contributions. Therefore, the decay $B \rightarrow X_s \nu \bar{\nu}$ is well suited to search for and constrain NP effects.

Another advantage of the $B \rightarrow X_s \nu \bar{\nu}$ mode is that the missing energy spectrum can be calculated essentially in a model independent way. Thus, one can directly compare experimental data with the theoretical expressions as derived in specific models. Under the only assumption of two-component left-handed neutrinos the most general form of the four-fermion interaction responsible for $B \rightarrow X_q \nu_i \bar{\nu}_j$ reads

$$\mathcal{L} = C_L O_L + C_R O_R, \quad (98)$$

where

$$O_L = [\bar{q}_L \gamma_\mu b_L] [\bar{\nu}_L^i \gamma^\mu \nu_L^j], \quad O_R = [\bar{q}_R \gamma_\mu b_R] [\bar{\nu}_L^i \gamma^\mu \nu_L^j]. \quad (99)$$

Here L and R denote left- and right-handed components, $q = d, s$, and $i, j = e, \mu, \tau$. As the flavours of the decay products are not detected, in certain models more than one final state can contribute to the observed decay rate. Then, in principle, both C_L and C_R carry three indices q, i, j , which label the quark and neutrino flavours in the final state.

In the SM, $B \rightarrow X_s \nu \bar{\nu}$ proceeds via W -box and Z -penguin diagrams and only O_L is present. The corresponding coefficient reads

$$C_L^{\text{SM}} \simeq \frac{\sqrt{2} G_F \alpha}{\pi \sin^2 \theta_W} V_{tb}^* V_{ts} X_0(x_t), \quad X_0(x) = \frac{x}{8} \left[\frac{2+x}{x-1} + \frac{3x-6}{(x-1)^2} \ln x \right]. \quad (100)$$

where $x_t = m_t^2/m_W^2$. The leading $1/m_b^2$ and α_s corrections to the SM result are known. Thus, the theoretical uncertainties in the SM rate are rather small, less than $O(5\%)$. They come mainly from the uncertainties in m_t , $|V_{ts}|$ and unknown higher order corrections. At lowest order, the missing energy spectrum in the B rest-frame is given by [531]

$$\frac{d\Gamma(B \rightarrow X_q \nu_i \bar{\nu}_j)}{dx} = \frac{m_b^5}{96\pi^3} (|C_L|^2 + |C_R|^2) \mathcal{S}(r, x). \quad (101)$$

Here we have not yet summed over the neutrino flavours. The function $\mathcal{S}(r, x)$ describes the shape of the missing energy spectrum

$$\mathcal{S}(r, x) = \sqrt{(1-x)^2 - r} \left[(1-x)(4x-1) + r(1-3x) - 6\eta\sqrt{r}(1-2x-r) \right]. \quad (102)$$

The dimensionless variable $x = E_{\text{miss}}/m_b$ can range between $(1-r)/2 \leq x \leq 1-\sqrt{r}$, and $r = m_s^2/m_b^2$. The parameter $\eta = -\text{Re}(C_L C_R^*)/(|C_L|^2 + |C_R|^2)$ ranges between $-\frac{1}{2} \leq \eta \leq \frac{1}{2}$. Since r is very small, in practice the spectrum is independent of the relative size of C_L and C_R and therefore immune to the presence of new physics.

It is convenient to define two ‘‘effective’’ coefficients \tilde{C}_L and \tilde{C}_R , which can be computed in terms of the parameters of any model and are directly related to the experimental measurement. To remove the large uncertainty in the total decay rate associated with the m_b^5 factor, it is convenient to normalize $B(B \rightarrow X_s \nu \bar{\nu})$ to the semileptonic rate $B(B \rightarrow X_c e \bar{\nu})$. The contribution from $B \rightarrow X_u e \bar{\nu}$, as well as possible NP effects on the semileptonic decay rate are negligible. In constraining NP, we can also set $m_s = 0$ and neglect both order α_s and $1/m_b^2$ corrections. This is justified, since when averaged over the spectrum these effects are very small, and would affect the numerical bounds on the NP parameters only in a negligible way. For the total $B \rightarrow X_q \nu_i \bar{\nu}_j$ decay rate into all possible $q = d, s$ and $i, j = e, \mu, \tau$ final state flavours, we then obtain

$$\frac{B(B \rightarrow X \nu \bar{\nu})}{B(B \rightarrow X_c e \bar{\nu})} = \frac{\tilde{C}_L^2 + \tilde{C}_R^2}{|V_{cb}|^2 f(m_c^2/m_b^2)}, \quad (103)$$

where $f(x) = 1 - 8x + 8x^3 - x^4 - 12x^2 \ln x$ is the usual phase-space factor, and we defined

$$\tilde{C}_L^2 = \frac{1}{8G_F^2} \sum_{q,i,j} |C_L^{qij}|^2, \quad \tilde{C}_R^2 = \frac{1}{8G_F^2} \sum_{q,i,j} |C_R^{qij}|^2. \quad (104)$$

Note that channels with a different lepton flavour in the final state do not interfere. Thus, the sum among different channels is in the rate and not in the amplitude. The SM prediction, including NLO QCD corrections [213, 547, 548], is $B^{\text{SM}}(B \rightarrow X_s \nu \bar{\nu}) = 4 \times 10^{-5}$.

New physics can generate new contributions to C_L and/or to C_R . Many new physics models were studied in [532]. In general, there are bounds from other processes, in particular, $b \rightarrow s \ell^+ \ell^-$. In all models where these two processes are related, the NP contribution to the neutrino modes is bounded to be below the SM expectation. In that case one needs to measure the neutrino mode at high precision in order to be able to probe these models of new physics.

The other case may be more interesting. In some models there is an enhancement of the couplings to the third generation. Then $B \rightarrow X_s \nu \bar{\nu}$ is related only to $b \rightarrow s \tau^+ \tau^-$. This mode is very hard to measure and thus there is no tight bound on these models. In that cases NP could enhance the rate much above the SM rate. That is, if we find that the rate of $B \rightarrow X_s \nu \bar{\nu}$ is much above the SM rate, it will be an indication for models where the third generation is different.

3.3.1.2 Exclusive $b \rightarrow s \nu \bar{\nu}$ decays

In principle, the theoretically cleanest observables are provided by inclusive decays, on the other hand, the exclusive variants will be more readily accessible in experiment. Despite the sizable theoretical uncertainties in the exclusive hadronic form factors, these processes could therefore give interesting first clues on deviations from what is expected in the Standard Model [517]. This is particularly true if those happen to be large or if they show striking patterns. In the following, we discuss integrated observables and distributions in the invariant mass of the dilepton system, q^2 , for the three-body decays $B \rightarrow M \nu \bar{\nu}$, with $M = K, K^*$. The kinematical range of q^2 is given by $0 \leq q^2 \leq (m_B - m_M)^2$. In the $B \rightarrow M \nu \bar{\nu}$ decays, q^2 is not directly measurable but it is related to the kaon energy in the B -meson rest frame, E_M , by the relation $q^2 = m_B^2 + m_M^2 - 2m_B E_M$, where $m_M \leq E_M \leq (m_B^2 + m_M^2)/(2m_B)$.

$B \rightarrow K \nu \bar{\nu}$

The dilepton spectrum of this mode is particularly simple and it is sensitive only to the combination $|C_L^\nu + C_R^\nu|^2$ [535, 536]. This is in contrast to the inclusive case where only the combination $|C_L^\nu|^2 + |C_R^\nu|^2$

entered the decay rate. In the inclusive case all the interference terms average to zero when we sum over all the possible hadronic final states. In this way exclusive processes are natural grounds where to perform tests of right-handed NP currents, given their interference with the purely left-handed SM current. Finally, the dilepton spectrum is [535, 536]

$$\frac{d\Gamma(B \rightarrow K\nu\bar{\nu})}{ds} = \frac{G_F^2 \alpha^2 m_B^5}{256\pi^5} |V_{ts}^* V_{tb}|^2 \lambda_K^{3/2}(s) f_+^2(s) |C_L^\nu + C_R^\nu|^2, \quad (105)$$

where we have defined the dimensionless variables $s = q^2/m_B^2$ and $r_M = m_M^2/m_B^2$, and the function

$$\lambda_M(s) = 1 + r_M^2 + s^2 - 2s - 2r_M - 2r_M s. \quad (106)$$

In the case of $M = K$ the hadronic matrix elements needed for our analysis are given by (53) with $P = K$. Up to small isospin breaking effects, which we shall neglect, the same set of form factors describes both charged ($B^- \rightarrow K^-$) and neutral ($\bar{B}^0 \rightarrow \bar{K}^0$) transitions. Thus in the isospin limit we get

$$\Gamma(B \rightarrow K\nu\bar{\nu}) \equiv \Gamma(B^+ \rightarrow K^+\nu\bar{\nu}) = 2\Gamma(B^0 \rightarrow K_{L,S}\nu\bar{\nu}). \quad (107)$$

The absence of absorptive final-state interactions in this process also leads to $\Gamma(B \rightarrow K\nu\bar{\nu}) = \Gamma(\bar{B} \rightarrow \bar{K}\nu\bar{\nu})$, preventing the observation of any direct CP violating effect. Integrating Eq. (105) over the full range of s leads to

$$\mathcal{B}(B \rightarrow K\nu\bar{\nu}) = (3.8_{-0.6}^{+1.2}) \times 10^{-6} \left| \frac{C_L^\nu + C_R^\nu}{C_{L|SM}^\nu} \right|^2, \quad (108)$$

where the error is due to the uncertainty in the form factors.

If the experimental sensitivity on $\mathcal{B}(B \rightarrow K\nu\bar{\nu})$ reached the 10^{-6} level, then the uncertainty due the form factors would prevent a precise extraction of $|C_L^\nu + C_R^\nu|$ from (108). This problem can be substantially reduced by relating the differential distribution of $B \rightarrow K\nu\bar{\nu}$ to the one of $B \rightarrow \pi e\nu_e$ [537, 538]:

$$\frac{d\Gamma(B \rightarrow K\nu\bar{\nu})/ds}{d\Gamma(B^0 \rightarrow \pi^- e^+ \nu_e)/ds} = \frac{3\alpha^2}{4\pi^2} \left| \frac{V_{ts}^* V_{tb}}{V_{ub}} \right|^2 \left(\frac{\lambda_K(s)}{\lambda_\pi(s)} \right)^{3/2} \left| \frac{f_+^K(s)}{f_+^\pi(s)} \right|^2 |C_L^\nu + C_R^\nu|^2. \quad (109)$$

Indeed $f_+^K(s)$ and $f_+^\pi(s)$ coincide up to $SU(3)$ breaking effects, which are expected to be small, especially far from the endpoint region. An additional uncertainty in (109) is induced by the CKM ratio $|V_{ts}^* V_{tb}|^2/|V_{ub}|^2$ which, however, can independently be determined from other processes.

$B \rightarrow K^*\nu\bar{\nu}$

A great deal of information can be obtained from the channel $B \rightarrow K^*\nu\bar{\nu}$ investigating, together with the lepton invariant mass distribution, also the forward-backward (FB) asymmetry in the dilepton angular distribution. This may reveal effects beyond the Standard Model that could not be observed in the analysis of the decay rate. The dilepton invariant mass spectrum of $B \rightarrow K^*\nu\bar{\nu}$ decays is sensitive to both combinations $|C_L^\nu - C_R^\nu|$ and $|C_L^\nu + C_R^\nu|$ [535, 536, 539]:

$$\begin{aligned} \frac{d\Gamma(B \rightarrow K^*\nu\bar{\nu})}{ds} = & \frac{G_F^2 \alpha^2 m_B^5}{1024\pi^5} |V_{ts}^* V_{tb}|^2 \lambda_{K^*}^{1/2}(s) \left\{ \frac{8s\lambda_{K^*}(s)V^2(s)}{(1 + \sqrt{r_{K^*}})^2} |C_L^\nu + C_R^\nu|^2 \right. \\ & + \frac{1}{r_{K^*}} \left[(1 + \sqrt{r_{K^*}})^2 (\lambda_{K^*}(s) + 12r_{K^*}s) A_1^2(s) + \frac{\lambda_{K^*}^2(s)A_2^2(s)}{(1 + \sqrt{r_{K^*}})^2} \right. \\ & \left. \left. - 2\lambda_{K^*}(s)(1 - r_{K^*} - s)A_1(s)A_2(s) \right] |C_L^\nu - C_R^\nu|^2 \right\}, \quad (110) \end{aligned}$$

where the form factors $A_1(s)$, $A_2(s)$ and $V(s)$ are defined in (54). Integrating Eq. (110) over the full range of s leads to

$$B(B \rightarrow K^* \nu \bar{\nu}) = (2.4^{+1.0}_{-0.5}) \times 10^{-6} \left| \frac{C_L^\nu + C_R^\nu}{C_L|_{SM}^\nu} \right|^2 + (1.1^{+0.3}_{-0.2}) \times 10^{-5} \left| \frac{C_L^\nu - C_R^\nu}{C_L|_{SM}^\nu} \right|^2, \quad (111)$$

$$B(B \rightarrow K^* \nu \bar{\nu}) \Big|_{SM} = (1.3^{+0.4}_{-0.3}) \times 10^{-5}. \quad (112)$$

A reduction of the error induced by the poor knowledge of the form factors can be obtained by normalizing the dilepton distributions of $B \rightarrow K^* \nu \bar{\nu}$ to the one of $B \rightarrow \rho e \nu_e$ [538, 540]. This is particularly effective in the limit $s \rightarrow 0$, where the contribution proportional to $|C_L^\nu + C_R^\nu|$ (vector current) drops out.

3.3.1.3 $B \rightarrow \ell \nu$

Recently, the Belle [323] and BaBar [533] collaborations have observed the purely leptonic decays $B^- \rightarrow \tau^- \bar{\nu}$, (120) and (121). Even if both measurements are still affected by large uncertainties, the observation of the $B^- \rightarrow \tau^- \bar{\nu}$ transition represents a fundamental step forward towards a deeper understanding of both flavour and electroweak dynamics. The precise measurement of its decay rate could provide clear evidence of New Physics, such as a non-standard Higgs sector with large $\tan \beta$ [31].

Due to the $V - A$ structure of the weak interactions, the SM contributions to $B \rightarrow \ell \nu$ are helicity suppressed. Hence, these processes are very sensitive to non-SM effects (such as multi-Higgs effects) which might induce an effective pseudoscalar hadronic weak current [31]. In particular, charged Higgs bosons (H^\pm) appearing in any model with two Higgs doublets (including the SUSY case) can contribute at tree level to the above processes. The relevant four-Fermi interaction for the decay of charged mesons induced by W^\pm and H^\pm has the following form:

$$\frac{4G_F}{\sqrt{2}} V_{ub} \left[(\bar{u} \gamma_\mu P_L b) (\bar{\ell} \gamma^\mu P_L \nu) - \tan^2 \beta \left(\frac{m_b m_\ell}{m_{H^\pm}^2} \right) (\bar{u} P_R b) (\bar{\ell} P_L \nu) \right] \quad (113)$$

where $P_{R,L} = (1 \pm \gamma_5)/2$. Here we keep only the $\tan \beta$ enhanced part of the $H^\pm ub$ coupling, namely the $m_b \tan \beta$ term. The decays $B \rightarrow \ell \nu$ proceed via the axial-vector part of the W^\pm coupling and via the pseudoscalar part of the H^\pm coupling. The amplitude then reads

$$\mathcal{A}_{B \rightarrow \ell \nu} = \frac{G_F}{\sqrt{2}} V_{ub} f_B \left[m_\ell - m_\ell \tan^2 \beta \frac{m_B^2}{m_{H^\pm}^2} \right] \bar{\ell} (1 - \gamma_5) \nu. \quad (114)$$

We observe that the SM term is proportional to m_ℓ because of the helicity suppression while the charged Higgs term is proportional to m_ℓ because of the Yukawa coupling.

The SM expectation for the $B^- \rightarrow \tau^- \bar{\nu}$ branching fraction is

$$\mathcal{B}(B^- \rightarrow \tau^- \bar{\nu})^{SM} = \frac{G_F^2 m_B m_\tau^2}{8\pi} \left(1 - \frac{m_\tau^2}{m_B^2} \right)^2 f_B^2 |V_{ub}|^2 \tau_B = (1.59 \pm 0.40) \times 10^{-4}, \quad (115)$$

where we used $|V_{ub}| = (4.39 \pm 0.33) \times 10^{-3}$ from inclusive $b \rightarrow u$ semileptonic decays [386], $\tau_B = 1.643 \pm 0.010$ ps, and the recent unquenched lattice result $f_B = 0.216 \pm 0.022$ GeV [318].

The inclusion of scalar charged currents leads to the following expression [31]:

$$R_{B\tau\nu} = \frac{\mathcal{B}(B^- \rightarrow \tau^- \bar{\nu})}{\mathcal{B}(B^- \rightarrow \tau^- \bar{\nu})^{SM}} = r_H = \left[1 - \tan^2 \beta \frac{m_B^2}{m_{H^\pm}^2} \right]^2, \quad (116)$$

Interestingly, in models where the two Higgs doublets are coupled separately to up- and down-type quarks, the interference between W^\pm and H^\pm amplitudes is necessarily *destructive*. For a natural choice

of the parameters ($30 \lesssim \tan \beta \lesssim 50$, $0.5 \lesssim M_{H^\pm}/\text{TeV} \lesssim 1$) Eq. (116) implies a (5-30)% suppression with respect to the SM. The corresponding expressions for the $K \rightarrow \ell\nu$ channels are obtained with the replacement $m_B \rightarrow m_K$, while for the $D \rightarrow \ell\nu$ case $m_B^2 \rightarrow (m_s/m_c)m_D^2$. It is then easy to check that a 30% suppression of $B(B \rightarrow \tau\nu)$ should be accompanied by a 0.3% suppression (relative to the SM) in $B(D \rightarrow \ell\nu)$ and $B(K \rightarrow \ell\nu)$. At present, the theoretical uncertainty on the corresponding decay constants does not allow to observe such effects.

Apart from the experimental error, one of the difficulties in obtaining a clear evidence of a possible deviation of $R_{B\tau\nu}$ from unity is the large parametric uncertainty induced by $|f_B|$ and $|V_{ub}|$. An interesting way to partially circumvent this problem is obtained by normalizing $B(B^- \rightarrow \tau^- \bar{\nu})$ to the $B_d^0 - \bar{B}_d^0$ mass difference (ΔM_{B_d}) [32]. Neglecting the tiny isospin-breaking differences in masses, life-times and decay constants, between B_d and B^- mesons, we can write [32]

$$\left. \frac{B(B^- \rightarrow \tau^- \bar{\nu})}{\tau_B \Delta M_{B_d}} \right|_{\text{SM}} = \frac{3\pi}{4\eta_B S_0(m_t^2/M_W^2) \hat{B}_{B_d}} \frac{m_\tau^2}{M_W^2} \left(1 - \frac{m_\tau^2}{m_B^2}\right)^2 \left| \frac{V_{ub}}{V_{td}} \right|^2, \quad (117)$$

$$= 1.77 \times 10^{-4} \left(\frac{|V_{ub}/V_{td}|}{0.464} \right)^2 \left(\frac{0.836}{\hat{B}_{B_d}} \right). \quad (118)$$

Following standard notation, we have denoted by $S_0(m_t^2/M_W^2)$, η_B and B_{B_d} the Wilson coefficient, the QCD correction factor and the bag parameter of the $\Delta B = 2$ operator within the SM (see e.g. Ref. [29]), using the unquenched lattice result $\hat{B}_{B_d} = 0.836 \pm 0.068$ [317] and $|V_{ub}/V_{td}| = 0.464 \pm 0.024$ from the UTfit collaboration [210].

The ratio $R'_{B\tau\nu} = B(B^- \rightarrow \tau^- \bar{\nu})/\tau_B \Delta M_{B_d}$ could become a more stringent test of the SM in the near future, with higher statistics on the $B^- \rightarrow \tau^- \bar{\nu}$ channel. In generic extensions of the SM the New Physics impact on $R_{B\tau\nu}$ and $R'_{B\tau\nu}$ is not necessarily the same. However, it should coincide if the non-SM contribution to ΔM_{B_d} is negligible, which is an excellent approximation in the class of models considered in [32].

For consistency, the $|V_{ub}/V_{td}|$ combination entering in $R'_{B\tau\nu} = B(B^- \rightarrow \tau^- \bar{\nu})/\tau_B \Delta M_{B_d}$ should be determined without using the information on ΔM_{B_d} and $B^- \rightarrow \tau^- \bar{\nu}$ (a condition that is already almost fulfilled). In the near future one could determine this ratio with negligible hadronic uncertainties using the relation $|V_{ub}/V_{td}| = |\sin \beta_{\text{CKM}} / \sin \gamma_{\text{CKM}}|$.

From Eq. (116), it is evident that such tree level NP contributions, namely the r_H factor, do not introduce any lepton flavour dependent correction and thus departures from the SM lepton universality are not introduced. However, as pointed out in Ref. [534], this is no longer true in realistic supersymmetric frameworks if the model contains sizable sources of flavour violation in the lepton sector (a possibility that is well motivated by the large mixing angles in the neutrino sector). In the last case, we can expect observable deviations from the SM in the ratios

$$R_P^{\ell_1/\ell_2} = \frac{B(P \rightarrow \ell_1 \nu)}{B(P \rightarrow \ell_2 \nu)}. \quad (119)$$

with $P = \pi, K, B$ and $\ell_{1,2} = e, \mu, \tau$. The lepton-flavour violating (LFV) effects can be quite large in e or μ modes, while in first approximation they are negligible in the τ channels. In the most favourable scenarios, taking into account the constraints from LFV τ decays [165, 166], spectacular order-of-magnitude enhancements for $R_B^{e/\tau}$ and $\mathcal{O}(100\%)$ deviations from the SM in $R_B^{\mu/\tau}$ are allowed [32]. The key ingredients that allow visible non-SM contributions in $R_P^{\mu/e}$ within the MSSM are large values of $\tan \beta$ and sizable mixing angles in the right-slepton sector, such that the $P \rightarrow \ell_i \nu_j$ rate (with $i \neq j$) becomes non negligible.

3.3.2 Neutrino modes: experiment

Experimental prospects for neutrino modes, such as $b \rightarrow s\nu\bar{\nu}$, $B \rightarrow \tau\nu$ and $b \rightarrow c\tau\nu$, are discussed. Because of the missing multiple neutrinos in the final state, these decays lack kinematic constraints, which could be used to suppress background processes. The e^+e^- B -factories, where background is relatively low and can be reduced by reconstructing the accompanying B meson, would be the ideal place to measure these decays. We also discuss the prospect for $B \rightarrow \mu\nu$, which can be used to test the lepton universality in comparison to $B \rightarrow \tau\nu$.

Belle and BaBar have used hadronic decays to reconstruct the accompanying B (hadronic tags), for which the tagging efficiency is about 0.3(0.1)% for the charged (neutral) B meson. BaBar has used also semileptonic decays $B \rightarrow D^{(*)}\ell\nu$ (semileptonic tags) to increase the efficiency at the expense of the signal-to-noise ratio.

The present e^+e^- B -factory experiments are starting to measure some of these decays, as demonstrated by the first evidence of $B \rightarrow \tau\bar{\nu}$, which was recently reported by Belle. However, precision measurements and detection of very difficult modes, such as $b \rightarrow s\nu\bar{\nu}$, require at least a couple of tens ab^{-1} data, which can be reached only at the proposed super B -factories.

3.3.2.1 $b \rightarrow s\nu\bar{\nu}$

Presently, experimental limits on exclusive $b \rightarrow s\nu\bar{\nu}$ modes are available from Belle and BaBar. Belle has reported the result of a search for $B^- \rightarrow K^- \nu\bar{\nu}$ using a 253 fb^{-1} data sample [541]. The analysis utilizes the hadronic tags, and requires that the event has no remaining charged tracks nor neutral clusters other than the K^- candidate. Fig. 12 a) shows the distribution of remaining neutral cluster energy recorded in the electromagnetic calorimeter (E_{ECL}) after all the selection cuts are applied. The signal detection efficiency is estimated to be 43% for the tagged events. In the signal region, defined as $E_{ECL} < 0.3 \text{ GeV}$, the expected number of signals is 0.70, assuming the Standard Model branching fraction of $\mathcal{B}(B^- \rightarrow K^- \nu\bar{\nu}) = 4 \times 10^{-6}$, while the number of background estimated from the sideband data is 2.6 ± 1.6 . The deduced upper limit (90% C.L.) on the branching fraction is $\mathcal{B}(B^- \rightarrow K^- \nu\bar{\nu}) < 3.6 \times 10^{-5}$. More recently, Belle has reported an upper limit of $\mathcal{B}(B^0 \rightarrow K^{*0} \nu\bar{\nu}) < 3.4 \times 10^{-4}$, from a similar analysis on a 492 fb^{-1} data sample [542].

BaBar has reported $\mathcal{B}(B^- \rightarrow K^- \nu\bar{\nu}) < 5.2 \times 10^{-5}$, by combining the hadronic and semileptonic

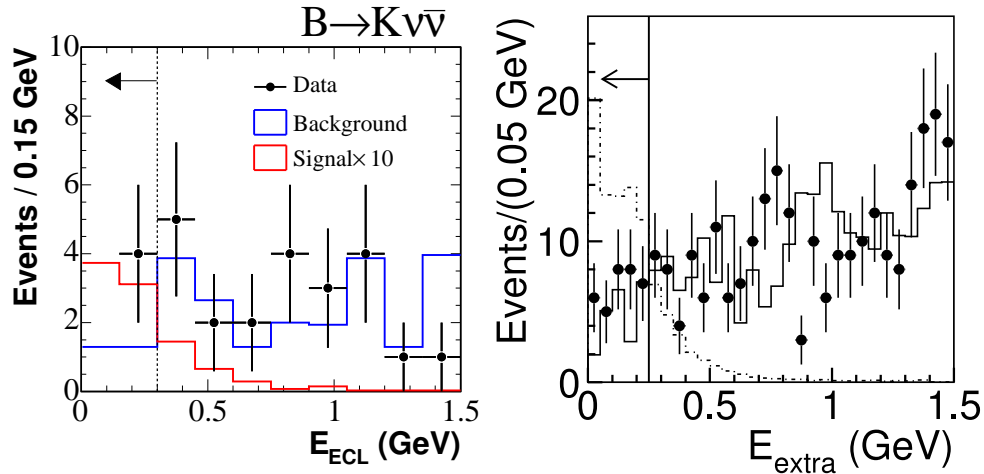


Fig. 12: Distribution of remaining energy for $B^- \rightarrow K^- \nu\bar{\nu}$ candidates; a) from Belle's analysis using the hadronic tag on a 253 fb^{-1} data sample, and b) from BaBar's analysis using the semileptonic tag on a 82 fb^{-1} data sample.

tag events from a 82 fb^{-1} data sample [543]. Fig. 12 b) shows the distribution of the remaining energy (E_{extra} in BaBar's notation) for the semileptonic tag sample. Because of the large $B^- \rightarrow D^{(*)} \ell \bar{\nu}$ branching fractions, the semileptonic tag method has a factor 2 to 3 higher efficiency than the hadronic tag method.

Based on a simple-minded extrapolation from the Belle analysis with the hadronic tags, the required integrated luminosity for observing the $B^- \rightarrow K^- \nu \bar{\nu}$ decay with $3(5) \sigma$ statistical significance is $12(33) \text{ ab}^{-1}$. The statistical precision for the branching fraction measurement will reach 18% at 50 ab^{-1} . Addition of the semileptonic tag sample may improve the sensitivity (this is under investigation).

It is extremely difficult to perform an inclusive search for $b \rightarrow s \nu \bar{\nu}$. No serious studies have been made yet.

3.3.2.2 $B \rightarrow \tau \nu$

Detection of $B^- \rightarrow \tau^- \bar{\nu}$ is very similar to that of $B \rightarrow K^{(*)} \nu \bar{\nu}$, and it requires that the event has no extra charged tracks nor neutral clusters other than those from the τ decay and the accompanying B decay.

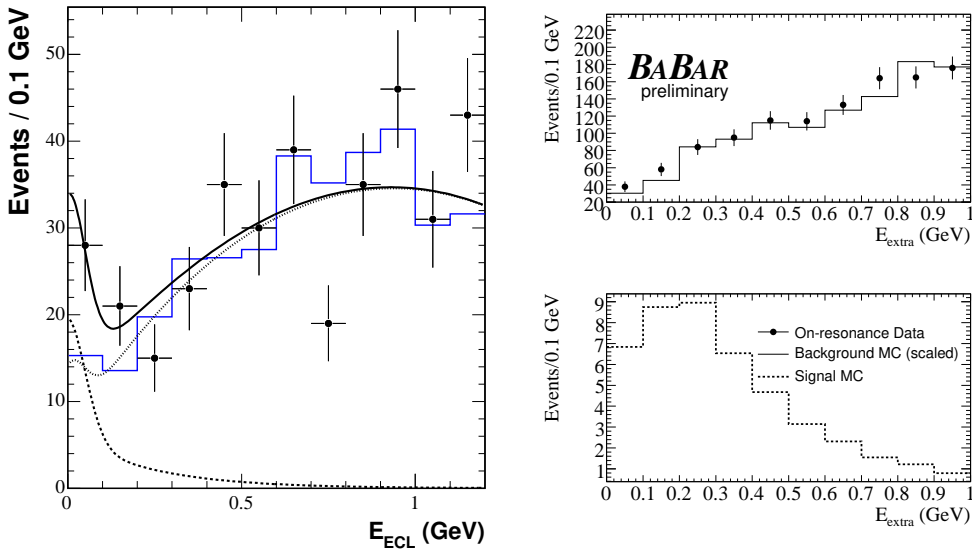


Fig. 13: Distribution of the remaining energy for $B^- \rightarrow \tau^- \bar{\nu}$ candidates; a) from Belle's analysis using the hadronic tag on a 414 fb^{-1} data sample, and b) from BaBar's analysis using the semileptonic tag on a 288 fb^{-1} data sample.

Recently Belle has reported the first evidence for $B^- \rightarrow \tau^- \bar{\nu}$ by applying the hadronic tag on a 414 fb^{-1} data sample [323]. The reconstructed τ decay modes are $\tau^- \rightarrow e^- \bar{\nu}_e \nu_\tau$, $\mu^- \bar{\nu}_\mu \nu_\tau$, $\pi^- \nu_\tau$, $\pi^- \pi^0 \nu_\tau$, $\pi^- \pi^+ \pi^- \nu_\tau$. Fig. 13 a) presents the E_{ECL} distribution, combined for all the τ decay modes, which shows an excess of events near $E_{ECL} = 0$. The number of signal (N_s) and background events (N_b) in the signal region are determined to be $N_s = 17.2^{+5.3}_{-4.7}$ and $N_b = 32.0 \pm 0.7$ by an unbinned maximum likelihood fit. The significance of the excess is 3.5σ including both statistical and systematic uncertainties. The obtained branching fraction is [323]

$$\mathcal{B}(B^- \rightarrow \tau^- \bar{\nu}) = (1.79^{+0.56}_{-0.49}(\text{sta})^{+0.46}_{-0.51}(\text{sys})) \times 10^{-4}. \quad (120)$$

BaBar has reported results of a $B^- \rightarrow \tau^- \bar{\nu}$ search using the semileptonic tag on a 288 fb^{-1} data sample [533]. The tag reconstruction efficiency is about 0.7%, depending slightly on run periods.

When all the analyzed τ decay modes are combined, 213 events are observed, while the background is estimated to be 191.7 ± 11.7 . Since the excess is not significant, they provide an upper limit of $\mathcal{B}(B^- \rightarrow \tau^- \bar{\nu}) < 1.8 \times 10^{-4}$ (90% C.L.), and also quote the value [533]

$$\mathcal{B}(B^- \rightarrow \tau^- \bar{\nu}) = (0.88_{-0.67}^{+0.68}(\text{sta}) \pm 0.11(\text{sys})) \times 10^{-4}. \quad (121)$$

The semileptonic tag gives roughly two times higher efficiency than the hadronic tag, but introduces more backgrounds.

Within the context of the Standard Model, the product of the B meson decay constant and the magnitude of the CKM matrix element $|V_{ub}|$ is determined to be $f_B|V_{ub}| = (10.1_{-1.4}^{+1.6}(\text{sta})_{-1.4}^{+1.3}(\text{sys})) \times 10^{-4} \text{ GeV}$ from the Belle result. Using the value of $|V_{ub}| = (4.39 \pm 0.33) \times 10^{-3}$ from inclusive charmless semileptonic B decay data [386], we obtain $f_B = 0.229_{-0.031}^{+0.036}(\text{sta})_{-0.037}^{+0.034}(\text{sys}) \text{ GeV}$.

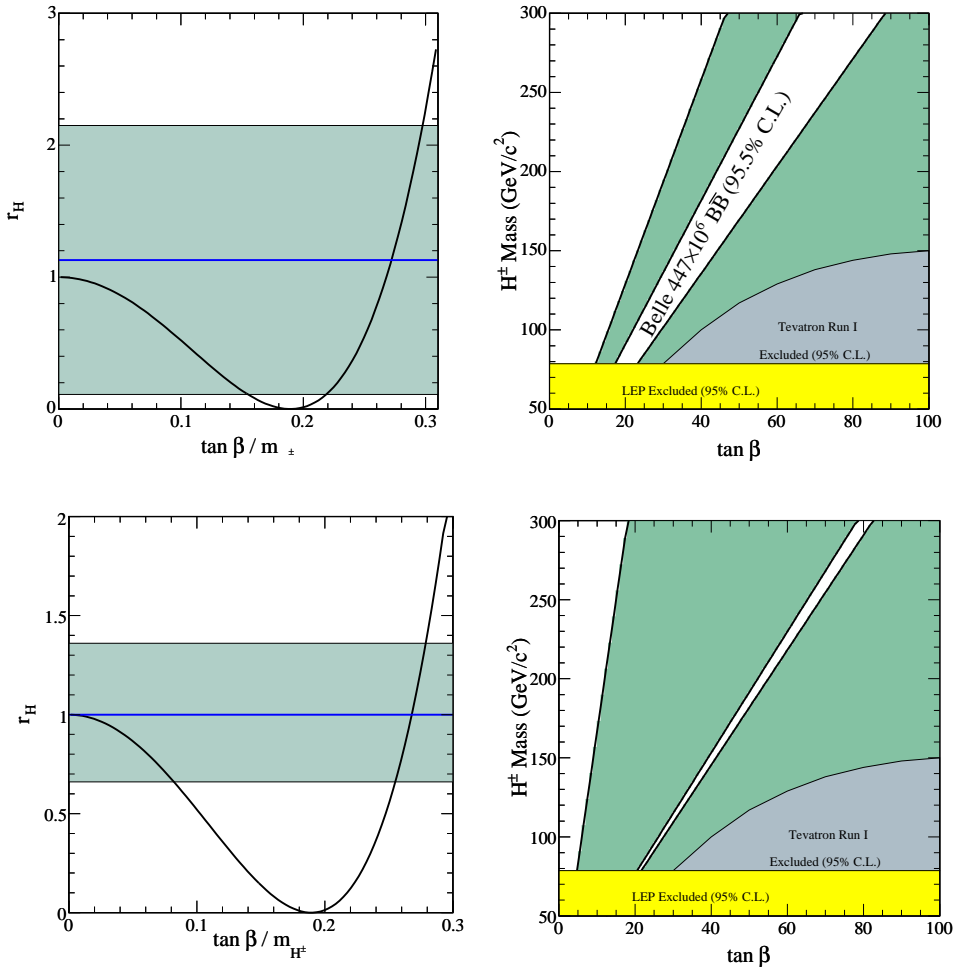


Fig. 14: The constraint on the charged Higgs; $\pm 1\sigma$ boundary in the ratio r_H (left) and the 95.5% C.L. exclusion boundaries in the $(M_{H^+}, \tan \beta)$ plane (right). The top figures show the constraint from the present Belle result. The bottom figures show the expected constraints at 5ab^{-1} .

The charged Higgs can be constrained by comparing the measured branching fraction (\mathcal{B}^{exp}) to the Standard Model value of $\mathcal{B}^{\text{SM}} = (1.59 \pm 0.40) \times 10^4$, which is deduced from the above $|V_{ub}|$ value and $f_B = (0.216 \pm 0.022) \text{ GeV}$ obtained from lattice QCD calculations [318]. Using the Belle result, the ratio (116) is $r_H = 1.13 \pm 0.53$, which then constrains the charged Higgs in the $(M_{H^+}, \tan \beta)$ plane, as shown in Fig. 14 (top). The hatched area indicates the region excluded at a confidence level of 95.5%.

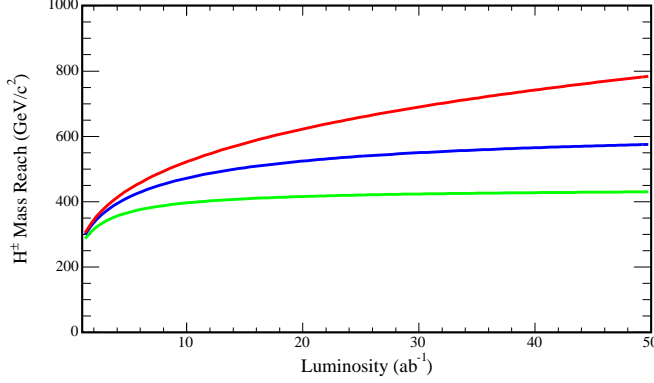


Fig. 15: Expected M_{H^+} reach at $\tan \beta = 30$ as a function of the integrated luminosity. The three curves correspond to $(\Delta|V_{ub}|/|V_{ub}|, \Delta f_B/f_B) =$ red:(0%,0%), blue:(2.5%,2.5%) and green:(5%,5%).

Further accumulation of data helps to improve on both the statistical and systematic uncertainty of the branching fraction. Some of the major systematic errors, such as ambiguities in the reconstruction efficiency and the signal and background shapes, come from the limited statistics of a control sample. On the other hand, the error in the ratio r_H depends on the errors in the determination of $|V_{ub}|$ and f_B . Fig. 14 (bottom) shows the expected constraint at 5 ab^{-1} , assuming the scaling of the experimental error by $1/\sqrt{L}$ (L is the luminosity) and 5% relative error for both $|V_{ub}|$ and f_B . Fig. 15 presents the M_{H^+} reach at $\tan \beta = 30$ as a function of the integrated luminosity. Here the M_{H^+} reach is defined as the upper limit of the 95.5% excluded region at a given $\tan \beta$. The figure shows the expectation for three cases, $(\Delta|V_{ub}|/|V_{ub}|, \Delta f_B/f_B) = (0\%, 0\%), (2.5\%, 2.5\%)$ and $(5\%, 5\%)$. Precise determination of $|V_{ub}|$ and f_B is desired to maximize the physics reach.

3.3.2.3 $B \rightarrow D^{(*)}\tau\nu$

The semileptonic B decay into τ final state, $B \rightarrow D^{(*)}\tau\bar{\nu}$, is also a sensitive probe for the charged Higgs. In the SM, the branching fractions are expected to be about 8×10^{-3} for $B \rightarrow D\tau\bar{\nu}$ and 1.6×10^{-2} for $B \rightarrow D^*\tau\bar{\nu}$, respectively. Because of the presence of at least two neutrinos in the final state, the reconstruction of these modes requires the reconstruction of the other B meson in the event, and hence requires a larger data sample with respect to that used to measure $B \rightarrow D^{(*)}\ell\bar{\nu}$ where $\ell = \mu, e$. Fig 16 presents the expected future constraint in the $(M_{H^+}, \tan \beta)$ plane for a Super B factory with a 5 and 50 ab^{-1} data sample.

3.3.2.4 $B \rightarrow \mu\nu$

Contrary to the $B^- \rightarrow \tau\bar{\nu}$ case, the $B^- \rightarrow \mu^-\bar{\nu}$ decay has more kinematic constraint because it has only one neutrino in the final state and the charged lepton at a fixed energy in the B rest frame. Therefore, present analyses by Belle and BaBar take a conventional approach, where one looks for a single high momentum lepton, and then inclusively reconstructs the accompanying B via a 4-vector sum of everything else in the event. The lepton momentum is smeared in the center-of-mass frame due to B momentum to give a couple of hundred MeV/c width.

Fig. 17 a) shows the muon momentum distribution from the Belle analysis to search for the $B^- \rightarrow \mu^-\bar{\nu}$ decay using the conventional approach on a 253 fb^{-1} data sample. The signal detection efficiency is 2.2%. The expected number of signals based on the Standard Model branching fraction (7.1×10^{-7}) is 4.2, while the estimated background is 7.4. The reported upper limit is $\mathcal{B}(B^- \rightarrow \mu^-\bar{\nu}) \leq 1.7 \times 10^{-6}$ (90% C.L.) [544].

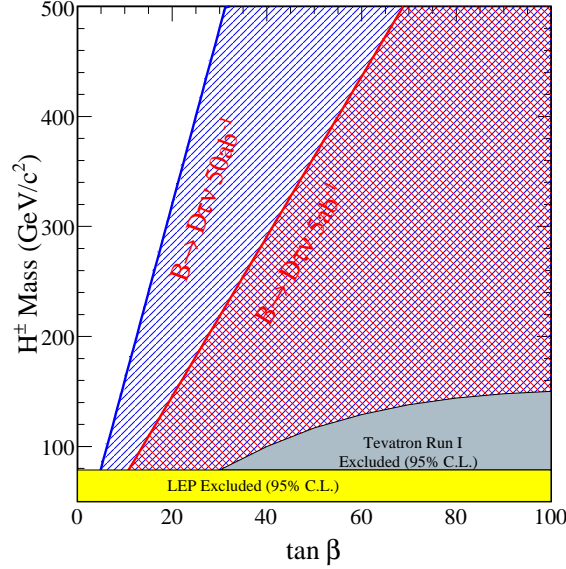


Fig. 16: Expected constraint on the charged Higgs from measurements of the $B \rightarrow D\tau\bar{\nu}$ branching fraction at 5 and 50 ab^{-1} .

Recently BaBar has reported a result of the $B \rightarrow \mu\nu$ search using the hadronic tags on a 208.7 fb^{-1} data sample. In this case, as the B momentum is determined by the full reconstruction, there is no smearing in the lepton momentum. Fig. 17 b) is the muon momentum distribution after all the selection cuts are applied. The signal detection efficiency is about 0.15%, an order of magnitude lower than for the conventional analysis. The reported upper limit is $\mathcal{B}(B^- \rightarrow \mu^- \bar{\nu}) \leq 7.9 \times 10^{-6}$ (90% C.L.) [545].

Fig. 18 shows the expected statistical significance as a function of the integrated luminosity, based on a simple extrapolation from the present Belle result. Accumulation of 1.6 (4.3) ab^{-1} data will allow us to detect the $B^- \rightarrow \mu^- \bar{\nu}$ signal with 3 (5) statistical significance. The 50 ab^{-1} data at super B -factories will allow us to detect about 800 signal events and measure the branching fraction with about 6% statistical precision.

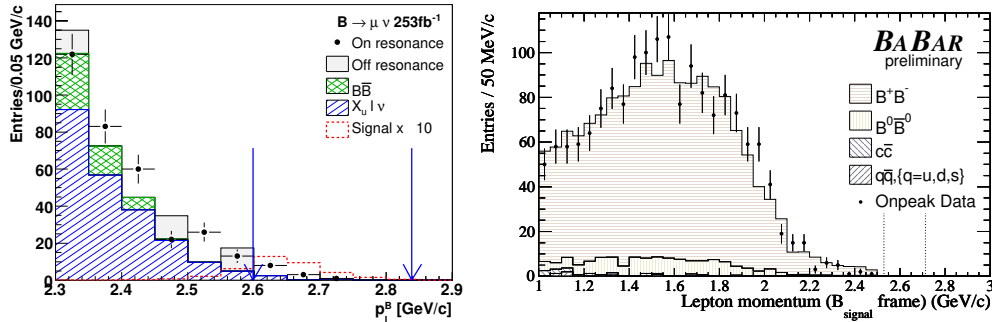


Fig. 17: a) Muon momentum distribution from the Belle analysis using an inclusive reconstruction of the accompanying B for a 253 fb^{-1} data sample. b) The same distribution from the BaBar analysis using the hadronic tags on a 208.7 fb^{-1} data sample.

There are some points which need to be further studied.

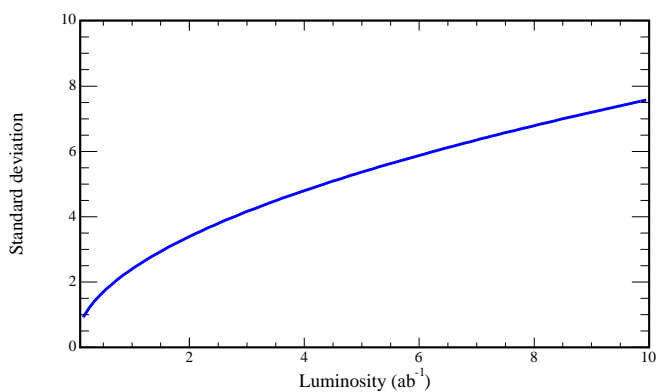


Fig. 18: Expected sensitivity for $B^- \rightarrow \mu^- \bar{\nu}$ as a function of the integrated luminosity.

- Optimization of the tagging; there may be some improvement by using the semileptonic tag in addition to the hadronic tag, especially for $B^- \rightarrow K^- \nu \bar{\nu}$, for which the impact of additional neutrinos seems to be relatively small.
- Effects of backgrounds in a high luminosity environment; future prospects are discussed so far by extrapolation from the present results, which may be too simple. In particular, the impact of higher backgrounds to the tagging efficiency and the missing energy resolution have to be more carefully examined.

3.4 Very rare decays

3.4.1 Theory of $B_q \rightarrow \ell^+ \ell^-$ and related decays

A particularly important class of very rare decays are the leptonic FCNC decays of a B_d or a B_s meson. In addition to the electroweak-loop suppression the corresponding decay rates are helicity suppressed in the SM by a factor of m_ℓ^2/m_B^2 , where m_ℓ and M_B are the masses of lepton and B meson, respectively. The effective $|\Delta B| = |\Delta S| = 1$ Hamiltonian, which describes $b \rightarrow s$ decays, already contains 17 different operators in the Standard Model, in a generic model-independent analysis of new physics this number will exceed 100. One virtue of purely leptonic B_s decays is their dependence on a small number of operators, so that they are accessible to model-independent studies of new physics. These statements, of course, equally apply to $b \rightarrow d$ transitions and leptonic B_d decays. While in the Standard Model all six $B_q \rightarrow \ell^+ \ell^-$ decays (with $q = d$ or s and $\ell = e, \mu$ or τ) are related to each other in a simple way, this is not necessarily so in models of new physics. Therefore all six decay modes should be studied.

Other very rare decays, such as $B_q \rightarrow \ell^+ \ell^- \ell'^+ \ell'^-$, $\ell^+ \ell^- \gamma$, $e^+ \mu^-$, are briefly considered in Sec. 3.4.1.3 below.

3.4.1.1 $B_q \rightarrow \ell^+ \ell^-$ in the Standard Model

Photonic penguins do not contribute to $B_q \rightarrow \ell^+ \ell^-$, because a lepton-anti-lepton pair with zero angular momentum has charge conjugation quantum number $C = 1$, while the photon has $C = -1$. The dominant contribution stems from the Z-penguin diagram and is shown in Figure 19.

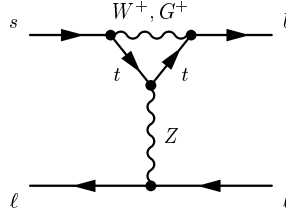


Fig. 19: Left: Z-penguin contribution to $B_s \rightarrow \ell^+ \ell^-$.

There is also a box diagram with two W bosons, which is suppressed by a factor of M_W^2/m_t^2 with respect to the Z-penguin diagram. These diagrams determine the Wilson coefficient C_A of the operator

$$Q_A = \bar{b}_L \gamma^\mu q_L \bar{\ell} \gamma_\mu \gamma_5 \ell. \quad (122)$$

We will further need operators with scalar and pseudoscalar couplings to the leptons:

$$Q_S = m_b \bar{b}_R q_L \bar{\ell} \ell, \quad Q_P = m_b \bar{b}_R q_L \bar{\ell} \gamma_5 \ell. \quad (123)$$

Their coefficients C_S and C_P are determined from penguin diagrams involving the Higgs or the neutral Goldstone boson, respectively. While C_S and C_P are tiny and can be safely neglected in the Standard Model, the situation changes dramatically in popular models of new physics discussed below. The effective Hamiltonian reads

$$H = \frac{G_F}{\sqrt{2}} \frac{\alpha}{\pi \sin^2 \theta_W} V_{tb}^* V_{tq} [C_S Q_S + C_P Q_P + C_A Q_A] + h.c. \quad (124)$$

The operators Q'_S , Q'_P and Q'_A , where the chiralities of the quarks in the $\bar{b}q$ currents are flipped with respect to those in (122), (123), may also become relevant in general extensions of the SM.

C_A has been determined in the next-to-leading order (NLO) of QCD [546–548]. The NLO corrections are in the percent range and higher-order corrections play no role. C_A is commonly expressed

in terms of the $\overline{\text{MS}}$ mass of the top quark, \overline{m}_t . A pole mass of $m_t^{\text{pole}} = 171.4 \pm 2.1$ GeV corresponds to $\overline{m}_t = 163.8 \pm 2.0$ GeV. An excellent approximation to the NLO result for C_A , which holds with an accuracy of $5 \cdot 10^{-4}$ for $149 \text{ GeV} < \overline{m}_t < 179 \text{ GeV}$, is

$$C_A(\overline{m}_t) = 0.9636 \left[\frac{80.4 \text{ GeV}}{M_W} \frac{\overline{m}_t}{164 \text{ GeV}} \right]^{1.52} \quad (125)$$

In the literature $C_A(\overline{m}_t)$ is often called $Y(\overline{m}_t^2/M_W^2)$. The exact expression can be found e.g. in Eqs. (16–18) of [548]. The branching fraction can be compactly expressed in terms of the Wilson coefficients C_A , C_S and C_P :

$$B(B_q \rightarrow \ell^+ \ell^-) = \frac{G_F^2 \alpha^2}{64 \pi^3 \sin^4 \theta_W} |V_{tb}^* V_{tq}|^2 \tau_{B_q} M_{B_q}^3 f_{B_q}^2 \sqrt{1 - \frac{4m_\ell^2}{M_{B_q}^2}} \times \left[\left(1 - \frac{4m_\ell^2}{M_{B_q}^2}\right) M_{B_q}^2 C_S^2 + \left(M_{B_q} C_P - \frac{2m_\ell}{M_{B_q}} C_A\right)^2 \right]. \quad (126)$$

Here f_{B_q} and τ_{B_q} are the decay constant and the lifetime of the B_q meson, respectively, and θ_W is the Weinberg angle. Since $B_q \rightarrow \ell^+ \ell^-$ is a short-distance process, the appropriate value of the fine-structure constant is $\alpha = \alpha(M_Z) = 1/128$. With Eq. (125) and $C_S = C_P = 0$ Eq. (126) gives the following Standard Model predictions:

$$B(B_s \rightarrow \tau^+ \tau^-) = (8.20 \pm 0.31) \cdot 10^{-7} \times \frac{\tau_{B_s}}{1.527 \text{ ps}} \left[\frac{|V_{ts}|}{0.0408} \right]^2 \left[\frac{f_{B_s}}{240 \text{ MeV}} \right]^2 \quad (127)$$

$$B(B_s \rightarrow \mu^+ \mu^-) = (3.86 \pm 0.15) \cdot 10^{-9} \times \frac{\tau_{B_s}}{1.527 \text{ ps}} \left[\frac{|V_{ts}|}{0.0408} \right]^2 \left[\frac{f_{B_s}}{240 \text{ MeV}} \right]^2 \quad (128)$$

$$B(B_s \rightarrow e^+ e^-) = (9.05 \pm 0.34) \cdot 10^{-14} \times \frac{\tau_{B_s}}{1.527 \text{ ps}} \left[\frac{|V_{ts}|}{0.0408} \right]^2 \left[\frac{f_{B_s}}{240 \text{ MeV}} \right]^2 \quad (129)$$

$$B(B_d \rightarrow \tau^+ \tau^-) = (2.23 \pm 0.08) \cdot 10^{-8} \times \frac{\tau_{B_d}}{1.527 \text{ ps}} \left[\frac{|V_{td}|}{0.0082} \right]^2 \left[\frac{f_{B_d}}{200 \text{ MeV}} \right]^2 \quad (130)$$

$$B(B_d \rightarrow \mu^+ \mu^-) = (1.06 \pm 0.04) \cdot 10^{-10} \times \frac{\tau_{B_d}}{1.527 \text{ ps}} \left[\frac{|V_{td}|}{0.0082} \right]^2 \left[\frac{f_{B_d}}{200 \text{ MeV}} \right]^2 \quad (131)$$

$$B(B_d \rightarrow e^+ e^-) = (2.49 \pm 0.09) \cdot 10^{-15} \times \frac{\tau_{B_d}}{1.527 \text{ ps}} \left[\frac{|V_{td}|}{0.0082} \right]^2 \left[\frac{f_{B_d}}{200 \text{ MeV}} \right]^2 \quad (132)$$

The dependences on the decay constants, which have sizable theoretical uncertainties, and on the relevant CKM factors have been factored out. While $|V_{ts}|$ is well-determined through the precisely measured $|V_{cb}|$, the determination of $|V_{td}|$ involves the global fit to the unitarity triangle and suffers from larger uncertainties. The residual uncertainty in Eqs. (127–132) stems from the 2 GeV error in \overline{m}_t .

Alternatively, within the standard model, the CKM dependence as well as the bulk of the hadronic uncertainty may be eliminated by normalizing to the well-measured meson mass differences ΔM_{B_q} , thus trading $f_{B_q}^2$ for a (less uncertain) bag parameter \hat{B}_q [549]:

$$B(B_q \rightarrow \ell^+ \ell^-) = C \frac{\tau_{B_q}}{\hat{B}_q} \frac{Y^2(\overline{m}_t^2/M_W^2)}{S(\overline{m}_t^2/M_W^2)} \Delta M_q, \quad (133)$$

where S is a perturbative short-distance function, $C = 4.36 \cdot 10^{-10}$ includes a normalization and NLO QCD corrections, and $\ell = e, \mu$. This reduces the *total* uncertainty within the SM below the 15 percent level. (A similar formula may be written for $\ell = \tau$.)

3.4.1.2 $B_q \rightarrow \ell^+ \ell^-$ and new physics

Additional Higgs bosons

The helicity suppression factor of m_ℓ/M_{B_q} in front of C_A in Eq. (126) makes $B(B_q \rightarrow \ell^+ \ell^-)$ sensitive to physics with new scalar or pseudoscalar interactions, which contribute to C_S and C_P . This feature renders $B_q \rightarrow \ell^+ \ell^-$ highly interesting to probe models with an extended Higgs sector. Practically all weakly coupled extensions of the Standard Model contain extra Higgs multiplets, which puts $B(B_q \rightarrow \ell^+ \ell^-)$ on the center stage of indirect new physics searches. Higgs bosons couple to fermions with Yukawa couplings y_f . In the Standard Model $y_b \propto m_b/M_W$ and $y_\ell \propto m_\ell/M_W$ are so small that Higgs penguin diagrams, in which the Z-boson of Figure 19 is replaced by a Higgs boson, play no role. In extended Higgs sectors the situation can be dramatically different. Models with two or more Higgs multiplets can not only accommodate Yukawa couplings of order one, they also generically contain tree-level FCNC couplings of neutral Higgs bosons. In simple two-Higgs-doublet models these unwanted FCNC couplings are usually switched off in an ad-hoc way by imposing a discrete symmetry on the Higgs and fermion fields, which leads to the celebrated two-Higgs-doublet models of type I and type II. Here we only discuss the latter model, in which one Higgs doublet H_u only couples to up-type fermions while the other one, H_d , solely couples to down-type fermions [550]. The parameter controlling the size of the down-type Yukawa coupling is $\tan \beta = v_u/v_d$, the ratio of the vacuum expectation values acquired by H_u and H_d . The Yukawa coupling y_f of H_d to the fermion f satisfies $y_f \sin \beta = m_f \tan \beta/v$ with $v = \sqrt{v_u^2 + v_d^2} = 174$ GeV. Hence $y_b \approx 1$ for $\tan \beta \approx 50$. The dominant contributions to C_S and C_P for large $\tan \beta$ involve charged and neutral Higgs bosons, but the final result can be solely expressed in terms of $\tan \beta$ and the charged Higgs boson mass M_{H^\pm} [551]

$$C_S = C_P = \frac{m_\ell}{4M_W^2} \tan^2 \beta \frac{\ln r}{r-1} \quad \text{with} \quad r = \frac{M_{H^\pm}^2}{m_t^2}. \quad (134)$$

while C_A remains the same as in the SM. Although for very large values of $\tan \beta/M_{H^\pm}$ the branching fraction can be enhanced, the contributions in Eq. (134) typically reduce $B(B_q \rightarrow \ell^+ \ell^-)$ with respect to the Standard Model value. The decoupling for $M_{H^\pm} \rightarrow \infty$ is slow, e.g. for $\tan \beta = 60$ and $M_{H^\pm} = 500$ GeV the new Higgs contributions reduce $B(B_q \rightarrow \ell^+ \ell^-)$ by 50%!

Supersymmetry

The generic Minimal Supersymmetric Standard Model (MSSM) contains many new sources of flavour violation in addition to the Yukawa couplings. These new flavour violating parameters stem from the supersymmetry-breaking terms and their effects could easily exceed those of the CKM mechanism. In view of the success of the CKM description of flavour-changing transitions one may supplement the MSSM with the hypothesis of *Minimal Flavour Violation (MFV)*, which can be formulated systematically using symmetry arguments [10]. In the MFV-MSSM the only sources of flavour violation are the Yukawa couplings, just as in the Standard Model. In this section the MSSM is always understood to be supplemented with the assumption of MFV. While in MFV scenarios the contributions from virtual supersymmetric particles to FCNC processes are normally smaller than the Standard Model contribution, the situation is very different for $B_q \rightarrow \ell^+ \ell^-$.

The MSSM has two Higgs doublets. At tree-level the couplings are as in the two-Higgs-doublet model of type II, because the holomorphy of the superpotential forbids the coupling of H_u to down-type fermions and that of H_d to up-type fermions. At the one-loop level, however, the situation is different, and both doublets couple to all fermions. The loop-induced couplings are proportional to the product of a supersymmetry-breaking term and the μ parameter. If $\tan \beta$ is large, the loop-induced coupling of H_u^* and the tree-level coupling of H_d give similar contributions to the masses of the down-type fermions, because the loop suppression is compensated by a factor of $\tan \beta$ [20]. In this scenario the Higgs sector is that of a *general* two-Higgs-doublet model, which involves FCNC Yukawa couplings of the heavy neutral Higgs bosons A^0 and H^0 [25]. The Wilson coefficients C_S and C_P differ from those in Eq. (134)

in two important aspects: they involve three rather than two powers of $\tan\beta$ and they depend on the mass $M_{A^0} \sim M_{H^0}$ instead of the charged Higgs boson mass. The branching ratios scale as

$$B(B_q \rightarrow \ell^+ \ell^-)_{\text{SUSY}} \propto \frac{m_b^2 m_\ell^2 \tan^6 \beta}{M_{A^0}^4}$$

and could, in principle, exceed the Standard Model results in Eqs. (127–132) by a factor of 10^3 [27]. Thus the experimental upper limit on $B(B_s \rightarrow \mu^+ \mu^-)$ from the Tevatron, which is larger than $B(B_s \rightarrow \mu^+ \mu^-)_{\text{SM}}$ in Eq. (128) by a factor of 25, already severely cuts into the parameter space of the MSSM. $B(B_s \rightarrow \mu^+ \mu^-)$ in MSSM scenarios with large $\tan\beta$ has been studied extensively [27–30, 519, 552–554].

Very popular special cases of the MSSM are the minimal supergravity model (mSUGRA) [555–559] and the Constrained Minimal Supersymmetric Standard Model (CMSSM). While the MSSM contains more than 100 parameters, mSUGRA involves only 5 additional parameters and is therefore much more predictive. In particular correlations between $B(B_s \rightarrow \mu^+ \mu^-)$ and other observables emerge, for example with the anomalous magnetic moment of the muon and the mass of the lightest neutral Higgs boson [554]. Other well-motivated variants of the MSSM incorporate the parameter constraints from grand unified theories (GUTs). $B(B_s \rightarrow \mu^+ \mu^-)$ is especially interesting in GUTs based on the symmetry group SO(10) [554, 562, 563]. In the minimal SO(10) GUT the top and bottom Yukawa couplings y_b and y_t unify at a high scale implying that $\tan\beta$ is of order 50. While realistic SO(10) models contain a non-minimal Higgs sector, any experimental information on the deviation of y_b/y_t from 1 is very desirable, as it probes the Higgs sectors of GUT theories. In conjunction with other observables like the mass difference in the $B_s - \bar{B}_s$ system [30] or $B(B^+ \rightarrow \tau^+ \nu_\tau)$ [31, 32, 564], which depend in different ways on $\tan\beta$ and the masses of the non-Standard Higgs bosons and the supersymmetric particles, the measurement of $B(B_s \rightarrow \mu^+ \mu^-)$ at the LHC will, within the MSSM, answer the question whether the top and bottom Yukawa couplings unify at high energies.

3.4.1.3 Other very rare decays

The decays $B_q \rightarrow \ell^+ \ell^- \gamma$ and $B_q \rightarrow \ell^+ \ell^- \ell'^+ \ell'^-$ are of little interest from a theoretical point of view. First, they are difficult to calculate, since they involve photon couplings to quarks and are thereby sensitive to soft hadron dynamics. Second, they are not helicity-suppressed, because the (real or virtual) photon can recoil against a lepton pair in a $J = 1$ state. This implies that they probe operators of the effective Hamiltonian which can more easily be studied from $B_q \rightarrow X \gamma$ and $B \rightarrow X \ell^- \ell^-$ decays. However, the absence of a helicity suppression makes $B_q \rightarrow \ell^+ \ell^- \gamma$ a possible threat to $B_q \rightarrow \ell^+ \ell^-$ as will be discussed in the experimental sections. A naive estimate gives $B(B_s \rightarrow \mu^+ \mu^- \gamma) \sim (m_B^2/m_\mu^2) \alpha/(4\pi) B(B_s \rightarrow \mu^+ \mu^-) \sim B(B_s \rightarrow \mu^+ \mu^-)$, while a more detailed analysis even finds $B(B_s \rightarrow \mu^+ \mu^- \gamma) > B(B_s \rightarrow \mu^+ \mu^-)$ [296].

Lepton-flavour violating (LFV) decays like $B_q \rightarrow \ell^\pm \mu^\mp$, $\ell = e, \tau$, are negligibly small in the Standard Model. They are suppressed by two powers of m_ν/M_W , where m_ν denotes the largest neutrino mass. However, this suppression factor is absent in certain models of new physics. In supersymmetric theories with R parity (such as the MSSM) their branching ratios are smaller than those of the corresponding lepton-flavour conserving decay, e.g. $B_q \rightarrow \mu^+ \mu^-$. Large effects, however, are possible in models that contain LFV tree-level couplings or leptoquarks. Here supersymmetric theories without R parity and the Pati-Salam model should be mentioned. Supersymmetry without R parity involves a plethora of new couplings, which are different for all combinations of quark and lepton flavour involved, so that no other experimental constraints prevent large effects in $B_q \rightarrow \ell^\pm \mu^\mp$. Flavour physics in the Pati-Salam model has been studied in [565].

Table 21: Branching fraction upper limits @90% confidence level for $B_s \rightarrow \mu^+\mu^-$ from different experiments.

Experiment	Year	Limit [10^{-9}]	Process	Reference
D0	2007	75	$p\bar{p}$ at 1.96 TeV	[568]
CDF	2006	80	$p\bar{p}$ at 1.96 TeV	[569, 570]
CDF	2005	150	$p\bar{p}$ at 1.96 TeV	[571]
D0	2005	410	$p\bar{p}$ at 1.96 TeV	[572]
CDF	2004	580	$p\bar{p}$ at 1.96 TeV	[573]
CDF	1998	2,000	$p\bar{p}$ at 1.8 TeV	[574]
L3	1997	38,000	$e^+e^- \rightarrow Z$	[575]

Table 22: Branching fraction upper limits at 90% confidence level for $B_d \rightarrow \mu^+\mu^-$ from different experiments.

Experiment	Year	Limit [10^{-9}]	Process	Ref
CDF	2006	23	$p\bar{p}$ at 1.96 TeV	[569, 570]
CDF	2005	39	$p\bar{p}$ at 1.96 TeV	[571]
BaBar	2005	83	$e^+e^- \rightarrow \Upsilon(4S)$	[566]
CDF	2004	150	$p\bar{p}$ at 1.96 TeV	[573]
Belle	2003	160	$e^+e^- \rightarrow \Upsilon(4S)$	[576]
CLEO	2000	610	$e^+e^- \rightarrow \Upsilon(4S)$	[577]
D0	1998	40,000	$p\bar{p}$ at 1.8 TeV	[578]
CDF	1998	680	$p\bar{p}$ at 1.8 TeV	[574]
L3	1997	10,000	$e^+e^- \rightarrow Z$	[575]
UA1	1991	8,300	$p\bar{p}$ at 630 GeV	[579]
ARGUS	1987	45,000	$e^+e^- \rightarrow \Upsilon(4S)$	[580]
CLEO	1987	77,000	$e^+e^- \rightarrow \Upsilon(4S)$	[581]

3.4.2 Present experimental status of $B_q \rightarrow \ell^+\ell^-$ decays

The experimental searches for $B_q \rightarrow \ell^+\ell^-$ have focused on $B_s \rightarrow \mu^+\mu^-$ and $B_d \rightarrow \mu^+\mu^-$. For the e^+e^- final states, the branching fractions are suppressed with respect to $B(B \rightarrow \mu^+\mu^-)$ by $m_e^2/m_\mu^2 = 2.3 \times 10^{-5}$. The best limit that has been set is $B(B \rightarrow e^+e^-) < 61 \times 10^{-9}$ @ 90% confidence level (CL) [566]. Though the branching fraction of the $\tau^+\tau^-$ mode is enhanced by a factor of 212 with respect to that of the $\mu^+\mu^-$ mode, the only experimental upper limit from BaBar is $B(B_d \rightarrow \tau^+\tau^-) < 4.1 \times 10^{-3}$ @ 90% CL [567]. This is less sensitive than the decay $B \rightarrow \mu^+\mu^-$. Due to at least two missing neutrinos in the decays of the two τ s the reconstruction of this mode is rather difficult, since no kinematic constraint can be employed to eliminate backgrounds. At an e^+e^- super B factory the $B_d \rightarrow \tau^+\tau^-$ mode may be observable by fully reconstructing one B meson in a hadronic mode and then searching for $B_d \rightarrow \tau^+\tau^-$ in the recoil system.

Thus, $B_{d,s} \rightarrow \mu^+\mu^-$ are the most promising modes to test the Standard Model. Table 21 summarizes the searches for $B_s \rightarrow \mu^+\mu^-$ by different experiments in the past two decades. The 90% CL upper limits are shown in Figure 20 in comparison to the SM prediction. The lowest limit of $B(B_s \rightarrow \mu^+\mu^-) < 93 \times 10^{-9}$ @ 95% CL is obtained by the D0 experiment using about 2fb^{-1} of $p\bar{p}$ data [568]. Using 780pb^{-1} of $p\bar{p}$ data CDF achieved a branching fraction upper limit of $B(B_s \rightarrow \mu^+\mu^-) < 100 \times 10^{-9}$ @ 95% CL [569, 570]. The corresponding searches for $B_d \rightarrow \mu^+\mu^-$ are summarized in Table 22. Here, the lowest limit of $B(B_d \rightarrow \mu^+\mu^-) < 30 \times 10^{-9}$ @ 95% CL is obtained by the CDF experiment using 780pb^{-1} of $p\bar{p}$ data [569, 570]. The 90% CL upper limits are also shown in Figure 20 in comparison to the SM prediction.

In the present CDF $B_s \rightarrow \mu^+\mu^-$ analysis, the background level is at about one event, while the

branching fraction upper limit @ 90% CL lies about a factor of 20 above the SM value. Thus, any analysis attempting to reach a sensitivity at the level of the SM prediction needs a significant improvement in background rejection. Scaling the present CDF result to a luminosity of 10 fb^{-1} yields branching fraction upper limits at 90% confidence level of 6.2×10^{-9} for $B_s \rightarrow \mu^+ \mu^-$ and 1.8×10^{-9} for $B_d \rightarrow \mu^+ \mu^-$. A simple scaling of the BaBar result to 1 ab^{-1} yields $B(B_d \rightarrow \mu^+ \mu^-) < 9 \times 10^{-9}$ @ 90% CL.

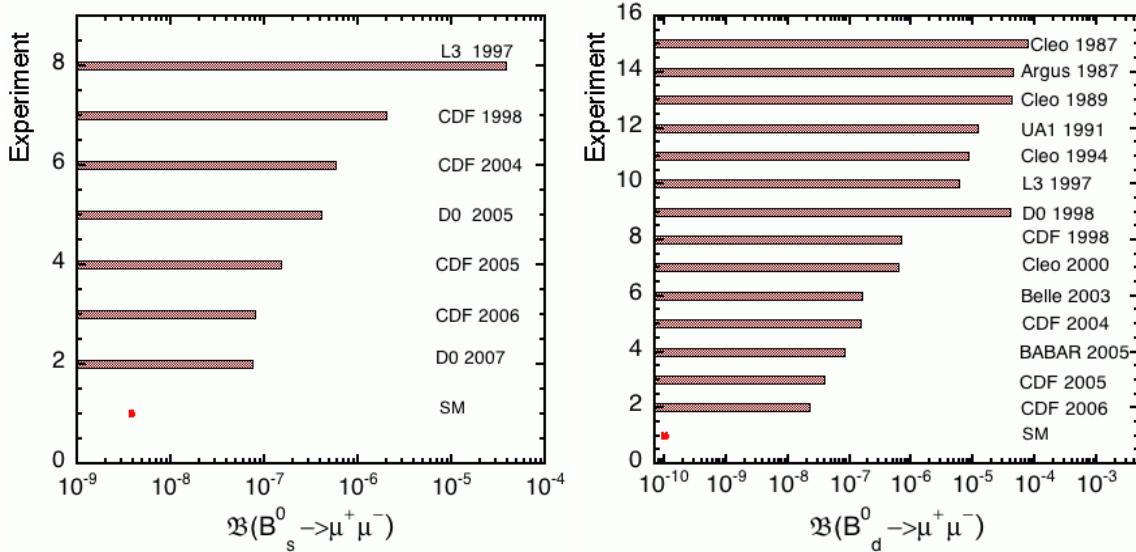


Fig. 20: Compilation of 90% confidence level upper limits for $B(B_s \rightarrow \mu^+ \mu^-)$ (left) and $B(B_d \rightarrow \mu^+ \mu^-)$ (right) from different experiments in comparison to the SM prediction.

3.4.3 LHC preparations for measurements of the very rare B decays

Three LHC experiments, LHCb, ATLAS and CMS, are aiming for the measurement of very rare B decays. Differences in the detector layouts lead to different strategies in data-taking, triggers and the offline selections to maximize the gain of signal events.

3.4.3.1 Luminosity conditions and triggers

Whilst the nominal LHCb luminosity will be $(2 - 5) \times 10^{32} \text{ cm}^{-2} \text{ s}^{-1}$, the forward muon stations can identify muons with low values of transverse momenta, allowing the first level trigger (L0) to collect events with one or two muons with p_T values as low as $1.1 \text{ GeV}/c$ [582]. Because the beauty cross section grows rapidly at small transverse momenta, the lower LHCb luminosity is compensated by higher b -production. ATLAS and CMS will start to collect the exclusive di-muon B decays at a luminosity of few times $10^{33} \text{ cm}^{-2} \text{ s}^{-1}$ and will later continue at the nominal LHC luminosity of $10^{34} \text{ cm}^{-2} \text{ s}^{-1}$. Thus rare B -decays will be recorded at all LHC luminosities. However the central detector geometries will allow muons to be recorded only above $p_T \sim (3 - 6) \text{ GeV}/c$ at the first trigger level (L1) [583, 584].

First level triggers for the exclusive di-muon B decays in LHCb, ATLAS and CMS are summarized in Table 23. In LHCb the strategy relies on both the single muon trigger with $p_T \geq 1.1 \text{ GeV}/c$ and di-muon trigger streams with $\Sigma p_T(\mu\mu) \geq 1.3 \text{ GeV}/c$. ATLAS and CMS will collect the majority of their signal events at $2 \times 10^{33} \text{ cm}^{-2} \text{ s}^{-1}$ through the di-muon trigger with the muon transverse momentum thresholds $6 \text{ GeV}/c$ and $3 \text{ GeV}/c$, respectively. Such triggers will result in output rates of about 700 Hz and 3500 Hz for ATLAS and CMS, respectively, and about 200 kHz for LHCb.

The high level trigger (HLT) strategy is similar for all three experiments. First, one confirms the presence of trigger muon(s) by reconstructing tracks within the so called region of interest (RoI) around a muon candidate and by matching reconstructed tracks in the inner detector with tracks from the muon

Table 23: L1(0) trigger p_T thresholds. The output trigger rates are given for a luminosity of $2 \times 10^{32} \text{ cm}^{-2}\text{s}^{-1}$ (LHCb) and $2 \times 10^{33} \text{ cm}^{-2}\text{s}^{-1}$ (ATLAS/CMS).

Experiment	L1(0) momentum cut	L1(0) Rate
ATLAS 2μ	$p_T(\mu) \geq 6.0 \text{ GeV}/c$	0.7 kHz
CMS 2μ	$p_T(\mu) \geq 3.0 \text{ GeV}/c$	3.8 kHz
LHCb 1μ	$p_T(\mu) \geq 1.1 \text{ GeV}/c$	110 kHz
LHCb 2μ	$\Sigma p_T(\mu\mu) \geq 1.3 \text{ GeV}/c$	145 kHz

system. Further, cuts are applied to the muons requiring the p_T values to be above $3 \text{ GeV}/c$ for LHCb and above $4 \text{ GeV}/c$ and $6 \text{ GeV}/c$ for CMS and ATLAS, respectively. Then, primary and secondary vertices are reconstructed. Cuts on vertex quality $\chi^2 \leq 20$ and on the flight path of B_s candidates $L_{xy} \geq 200 \mu\text{m}$ (ATLAS) and $L_{3D} \geq 150 \mu\text{m}$ (CMS) are applied. LHCb (single muon stream) uses an impact parameter cut $IP(\mu) \geq 3\sigma_{IP}$ and for the di-muon stream the secondary vertex quality cut $\chi^2 \leq 20$. Finally, a cut on the invariant mass of the two muons is applied, $4 \text{ GeV}/c^2 \leq M_{\mu\mu} \leq 6 \text{ GeV}/c^2$ (ATLAS), $M_{\mu\mu} \geq 2.5 \text{ GeV}/c^2$ (LHCb di-muon stream), or a mass window around the nominal B_s mass of $\pm 150 \text{ MeV}/c^2$ (CMS). The HLT rate is less than 1.7 Hz for CMS and about 660 Hz for LHCb. A detailed description of trigger algorithms can be found in [582–584].

3.4.3.2 Offline performance and signal selection

After the trigger the offline analysis faces the challenge of selecting a signal from backgrounds of similar topology. The most important offline performance parameters for the di-muon events in the kinematic ranges accepted by triggers are given in Table 24. The differences lead consequently to different selection strategies.

Table 24: LHC detector performance parameters for $B \rightarrow \mu^+\mu^-$ events in the kinematic ranges of trigger acceptances. σ_{Im} is the muon track impact parameter resolution, $\sigma_{M_{\mu\mu}}$ is the $B_s \rightarrow \mu^+\mu^-$ mass resolution.

Experiment	LHCb	ATLAS	CMS
$p_T^\mu, \text{ GeV}/c$	> 3	> 6	> 4
$\sigma_{Im}, \mu\text{m}$	14 – 26	25 – 70	30 – 50
$\sigma_{M_{\mu\mu}}, \text{ MeV}/c^2$	18	84	36

In ATLAS the reconstructed di-muon invariant mass $M_{\mu\mu}$ is required to be within an interval of $(-70 \text{ MeV}/c^2, +140 \text{ MeV}/c^2)$ around the B_s mass. The isolation cut in the ATLAS experiment requires no charged tracks with $p_T \geq 0.8 \text{ GeV}/c$ in an angular cone $\theta \leq 15^\circ$ around the B_s candidate. For the reconstructed vertices the significance of the reconstructed flight path in the transverse plane defined as L_{xy}/σ_L is required to be larger than 11 and the vertex reconstruction quality parameter $\chi^2 \leq 15$. The space separation between two muon candidates is $\Delta R = \sqrt{\Delta\phi^2 + \Delta\eta^2} \leq 0.9$. Details of the study can be found in [585].

In CMS isolation is defined as

$$I = \frac{p_T(B_s^0)}{p_T(B_s^0) + \Sigma_{trk}|p_T|} \geq 0.85. \quad (135)$$

A value of $\Sigma_{trk}|p_T|$ is calculated for all charged tracks in a cone with $\Delta R = 1$ around the B_s candidate. For the muon separation the value of ΔR should be in the range $(0.3, 1.2)$. The vertex cuts are the following: $L_{xy}/\sigma_L \geq 18$ and $\chi^2 \leq 1$. The momentum of the B_s candidate should point to the primary

vertex: $\cos \alpha \geq 0.995$, where α is the angle between the momentum of the B_s candidate and the vector connecting the primary and secondary vertices $\vec{V}_{sec} - \vec{V}_{prim}$. A tight mass cut is applied: $|M_{\mu\mu} - M_{B_s}| \leq 100 \text{ MeV}/c^2$. Details of the study are given in [586].

In LHCb the selection is divided into several steps [587]. First the following soft selection cuts are applied: $|M_{\mu\mu} - M_{B_s}| \leq 600 \text{ MeV}/c^2$, vertex quality cut $\chi^2 \leq 14$, $IP/\sigma_{IP} \leq 6$ for the B_s candidate, secondary and primary vertex separation $|Z_{sec} - Z_{prim}|/\sigma_V \geq 0$, pointing angle $\alpha < 0.1 \text{ rad}$, soft muon identification for both candidates ($\epsilon_\mu = 95\%$ and $\epsilon_\pi = 1\%$). Further on three categories of discriminant variables are introduced: Geometry (G; lifetime, B_s and μ impact parameter, distance of closest approach (DOCA) and isolation), PID (particle identification) and IM (invariant mass). These variables are used to compute the S/B ratio event by event, while no further cuts are applied. Each event is weighted with its S/B ratio in the signal sensitivity calculation. Using this method it is expected to reconstruct about 70 signal events per 2 fb^{-1} [587]. If the previous method is combined with the requirement $G > 0.7$, with no background events left, this leads to an estimate of 20 signal events to be reconstructed in the same period as above.

In Table 25 the number of signal events is shown for each experiment for different integrated luminosities. For ATLAS/CMS the number for 2 fb^{-1} is simply scaled from the one for 10 fb^{-1} . In the same way the LHCb number for 10 fb^{-1} is obtained by scaling the number for 2 fb^{-1} . The CMS and ATLAS studies for 100 fb^{-1} were published in [588] and [589], respectively. In the CMS study harder selection criteria have been applied for high luminosity, hence the reconstruction efficiency for signal events is lower with respect to lower luminosity.

Table 25: Number of signal events as a function of integrated luminosity. The time after which the corresponding luminosity will be delivered is indicated in parentheses.

Experiment	2 fb^{-1}	10 fb^{-1}	30 fb^{-1}	100 fb^{-1}	130 fb^{-1}
ATLAS	1.4	7.0	21.0	92	113 (4 years)
CMS	1.2	6.1	18.3	26	44 (4 years)
LHCb	20	100 (5 years)	-	-	

3.4.3.3 Background studies

The search for $B_s \rightarrow \mu^+ \mu^-$ has to deal with the problem of an enormous level of background.

The largest contribution is expected to come from combinatorial background. These events consist predominantly of beauty decays, where the di-muon candidates originate either from semileptonic decays of b and \bar{b} quarks or from cascade decays of one of the $b\bar{b}$ quarks. To determine the contribution of this background LHCb simulated a sample of inclusive $b\bar{b}$ events, requiring that both b -quarks have $|\theta| < 400 \text{ mrad}$, to match, on the safe side, the LHCb acceptance of 300 mrad . Nevertheless, the sample of 34 million events corresponds to only 0.16 pb^{-1} . The study of this sample, however, showed that in the sensitive region of phase space, the relevant background contains two real muons from b -decays. Hence, a specific sample of 8 million events was generated, corresponding to an effective luminosity of 30 pb^{-1} , where for both b -hadron decays a muon is required among the decay products. LHCb uses this sample to evaluate the background and extrapolates the result to a given integrated luminosity, for instance, 2 fb^{-1} . In the sensitive region ($G > 0.7$) [587], no background event was selected, hence an upper limit of 125 events is estimated at 90% CL. ATLAS simulated $b\bar{b}$ events with two muons, requiring to have transverse momenta $p_T > 6$ (4) GeV/c for the first (second) muon. In CMS the cut for both muons was $p_T > 3 \text{ GeV}/c$. The pseudorapidity of each of the muons was required to be in the range $|\eta| < 2.4$ in agreement with the trigger acceptances. Additionally the di-muon mass was required to be in the interval $M_{\mu\mu} < 8 \text{ GeV}/c^2$ and $5 \text{ GeV}/c^2 < M_{\mu\mu} < 6 \text{ GeV}/c^2$ in ATLAS and CMS, respectively. The number of background events generated with these cuts corresponds to 10 (8) pb^{-1} for ATLAS (CMS).

Both experiments evaluated the background using these samples, and extrapolated the results to a given integrated luminosity. At 10 fb^{-1} ATLAS expects 20 ± 12 events [590] and CMS $14 \pm_{14}^{22}$ events [586].

Due to the high sensitivity of the LHC experiments, the background composition may be changed relative to the situation at the Tevatron. In addition to combinatorial background, contributions from topologically similar rare exclusive decays as well as misidentification effects may become important. We give a classification of the different types of these potential backgrounds and several estimates of their contribution.

First, let us consider the very rare decays $B^{0\pm} \rightarrow (\pi^{0\pm}, \gamma)\mu^+\mu^-$ with branching ratios expected to be $\sim 2 \times 10^{-8}$ [296]. A background contribution may arise when the π/γ is soft and escapes detection. The di-muon invariant mass distribution has been modeled in ATLAS and CMS for cases when a π^\pm is not reconstructed in the inner tracker, or a $\pi^0(\gamma)$ with $E_T \leq (2 - 4) \text{ GeV}$ escapes detection in the electromagnetic calorimeter. Based on a full detector simulation CMS concluded that neither of the processes $B^0 \rightarrow \gamma\mu^+\mu^-$, $B^\pm \rightarrow \pi^\pm\mu^+\mu^-$ or $B^0 \rightarrow \pi^0\mu^+\mu^-$ will contribute significantly in the signal region. ATLAS reached similar conclusions for the first two processes, while they plan to do a detailed study for the third decay. These very rare decay channels are worth studying in their own right, since some properties (for example the di-muon invariant mass spectrum) are also sensitive to NP contributions [296].

Decays into four leptons, such as $B_{(c)}^+ \rightarrow \mu^+\mu^-\ell^+\nu_\ell$, are another possible background source to $B_s \rightarrow \mu^+\mu^-$. If the p_T of one of the leptons is below the detector reconstruction capabilities, then there are only two tracks observed from the B -meson vertex and the invariant mass of the di-lepton pair can be close to the $B_{d,s}$ mass. The expected branching fractions of these decays are 5×10^{-6} and 8×10^{-5} for B^+ and B_c^+ , respectively [591]. Using the fast simulation tool (ATLFAST), ATLAS showed that the number of background events from $B^+ \rightarrow \mu^+\mu^-\mu^+\nu$ can be as high as 50 % of the accepted signal events from $B_s \rightarrow \mu^+\mu^-$ with a SM rate. In CMS the analysis showed that the contribution from this source is negligible. The difference is due to different mass resolutions of ATLAS and CMS. LHCb simulated a resonant mode of the four-lepton channel $B_{(c)}^+ \rightarrow (J/\psi \rightarrow \mu^+\mu^-)\mu\nu$ in which two muons are coming from J/ψ . The study led to the conclusion that the background from this channel in the mass region $\pm 60 \text{ MeV}/c^2$ around the B_s mass is less than 10% of a $B_s \rightarrow \mu^+\mu^-$ signal within the SM.

The last category considered are backgrounds from B decay channels where secondary hadrons are misidentified as muons. The simplest backgrounds come from the two-body hadronic decays $B_{d,s} \rightarrow K^\pm\pi^\mp$, $B_{d,s} \rightarrow K^\pm K^\mp$ and $B_{d,s} \rightarrow \pi^\pm\pi^\mp$. The background contribution can be estimated by assigning to each of the final-state hadrons a probability that it would be registered as a muon. This probability was obtained from full detector simulations of large samples of beauty events. Such a study has been performed at LHCb, resulting in ~ 2 events per 2 fb^{-1} (in a $\pm 2\sigma$ mass window). CMS concluded that these backgrounds are negligible. ATLAS studies are in progress. Fake signal events can also be generated by semileptonic B decays such as $B^0 \rightarrow \pi^-\mu^+\nu_\mu$ which have a branching ratio $\sim 10^{-4}$. As in the previous case, background can arise from $\pi - \mu$ misidentification and a soft neutrino escaping an indirect identification. Similar channels to be accounted for are $B_s \rightarrow K^-\mu^+\nu_\mu$ and $B^+ \rightarrow K^+\mu^+\mu^-$.

3.4.3.4 LHC reach for $B_s \rightarrow \mu^+\mu^-$

The results of the signal and background studies described in the previous sections were finally used to estimate upper limits on the branching ratio of $B_s \rightarrow \mu^+\mu^-$, which are shown in Figures 21 and 22. ATLAS and CMS used the algorithms of [164], while LHCb developed the new approach published in [587]. In all cases the results were given at 90% confidence level as a function of integrated luminosity. The theory prediction for $B(B_s \rightarrow \mu^+\mu^-)$ shown in Figures 21 and 22 uses the value of $f_{B_s} = (230 \pm 9) \text{ MeV}$ extracted from the CDF measurement of $\Delta M_{B_s} = 17.8 \pm 0.1 \text{ ps}^{-1}$. The prediction therefore assumes that new physics neither affects $B_s \rightarrow \mu^+\mu^-$ nor ΔM_{B_s} . Note that the above value for f_{B_s} is also consistent with direct QCD lattice calculations (see section 2.4).

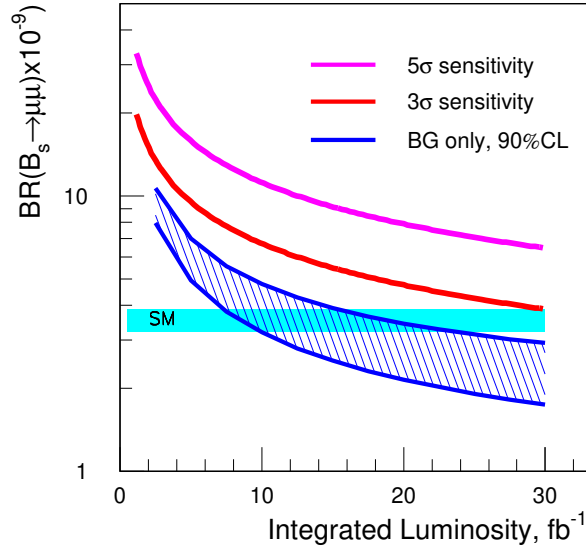


Fig. 21: Branching ratio of $B_s \rightarrow \mu^+ \mu^-$ observed (3σ) or discovered (5σ) as a function of integrated luminosity for ATLAS/CMS.

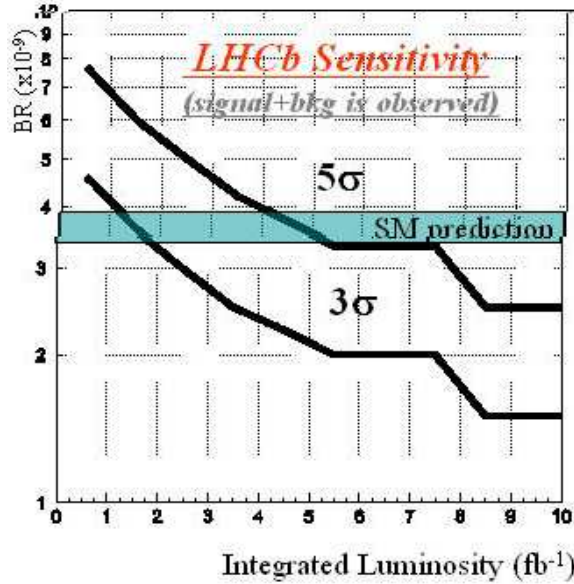


Fig. 22: Branching ratio of $B_s \rightarrow \mu^+ \mu^-$ observed (3σ) or discovered (5σ) as a function of integrated luminosity for LHCb.

After one year of LHC the expected results from LHCb will allow to exclude or discover NP in $B_s \rightarrow \mu^+ \mu^-$. ATLAS and CMS will reach this sensitivity after three years. After LHC achieves its nominal luminosity, the ATLAS and CMS statistics will increase substantially. After five years all three experiments will be in a position to provide a measurement of the branching ratio of $B_s \rightarrow \mu^+ \mu^-$.

3.4.4 Conclusions

The very rare decays $B_q \rightarrow \mu^+ \mu^-$ are special in many respects. Their branching ratios are small in the Standard Model, but can be enhanced significantly in the widely studied Minimal Supersymmetric Stan-

Standard Model (MSSM). Leptonic meson decays belong to the physics topics that can be experimentally studied by three of the four major LHC experiments, namely LHCb, ATLAS and CMS. The LHC experiments will probe the branching fraction of $B_s \rightarrow \mu^+ \mu^-$ down to the Standard Model value and possibly reveal a smoking gun signal of new physics well ahead of the direct searches using high- p_T physics. Irrespective of whether $B(B_s \rightarrow \mu^+ \mu^-)$ is found in agreement with the Standard Model prediction or not, the measurement will severely constrain the Higgs sector of the MSSM and will provide valuable input for LHC Higgs physics: any sizable enhancement of $B(B_s \rightarrow \mu^+ \mu^-)$ implies a large value of $\tan \beta$, so that the non-standard Higgs bosons couple strongly to b -quarks and τ -leptons. Then these Higgs bosons will be dominantly produced in association with b -jets and will decay dominantly into b -hadrons and τ -leptons.

3.5 UT angles from tree decays

3.5.1 Introduction

It is very fortunate that the B system allows an almost pristine determination of all the three angles from “tree” decays. $\beta(\phi_1)$ from $J/\psi K_S$ -like modes and $\gamma(\phi_3)$ from DK -type modes are genuine tree decays and are theoretically very clean. The irreducible theory error (ITE) for β is expected to be less than 1% and may be even considerably less than that [592].¹⁰ On γ the ITE is estimated at $O(0.1\%)$. For $\alpha(\phi_2)$ the situation with regard to theory error is a bit more complicated. Isospin analysis allows, in principle, extraction of $\alpha(\phi_2)$ from $\pi\pi$, $\rho\pi$, or $\rho\rho$, but electroweak penguin contributions (EWP) do not respect isospin. So, in each of the three channels the EWP contributions and other isospin violations are difficult to ascertain rigorously. But given that there are three channels it seems reasonable that the theory error even for α will be small, $O(\text{few}\%)$ (see, *e.g.*, [594]). Given that we now have theoretical methods that will allow us to quite precisely determine all the three angles, which are fundamental parameters of the SM, it is clearly important to determine them with accuracy roughly commensurate with what the theoretical methods promise. In this brief report we will summarize the current status as to our attempts to extract these three angles directly from data collected primarily through the spectacular successes of the two asymmetric B factories, followed by our guess estimates for the potential of a Super B factory (SBF) with regard to this goal. Of course, LHCb will soon begin operation, and our expectations for the precisions on tree-level angle determinations from LHCb are also presented.

3.5.2 Angles from B factories of today & of tomorrow

3.5.2.1 $\beta(\phi_1)$

Measurements of CP asymmetries in the proper-time distribution of neutral B decays to CP eigenstates mediated by $b \rightarrow c\bar{c}s$ transition provide a direct measurement of $\sin 2\beta$ ($= \sin 2\phi_1$). The time-dependent decay-rate asymmetry for decays to CP eigenstates containing a charmonium and a K_S^0 meson is given by

$$A_{CP}(t) = S_{b \rightarrow c\bar{c}s} \sin(\Delta m_d t) - C_{b \rightarrow c\bar{c}s} \cos(\Delta m_d t). \quad (136)$$

where Δm_d is the mass difference between the two B^0 mass eigenstates. Since these decays are dominated by a single (tree level) amplitude¹¹, one expects to a very good approximation $S_{b \rightarrow c\bar{c}s} = -\eta_{CP} \sin 2\beta$ and $C_{b \rightarrow c\bar{c}s} = 0$ where η_{CP} is the CP eigenvalue of the final state.

In 2001, both BaBar and Belle collaborations established CP violation in the B system through the $\sin 2\beta$ measurements in $b \rightarrow c\bar{c}s$ decays [595, 596].

In the latest results, the BaBar collaboration [597], using a 348 million $B\bar{B}$ events, includes the CP -odd ($\eta_{CP} = -1$) final states $J/\psi K_S^0$, $\psi(2S)K_S^0$, $\chi_{c1}K_S^0$ and $\eta_c K_S^0$ as well as the CP -even ($\eta_{CP} = +1$) $J/\psi K_L^0$ final state. In addition, the vector-vector final state $J/\psi K^*$ with $K^* \rightarrow K_S^0 \pi^0$, which is found from an angular analysis to have η_{CP} close to $+1$ [599], is used. The Belle collaboration [598] uses a sample of 535 million $B\bar{B}$ events where only $J/\psi K_S^0$ and $J/\psi K_L^0$ (*golden modes*) are analysed. The results for $-\eta_{CP} S_{b \rightarrow c\bar{c}s}$ and $C_{b \rightarrow c\bar{c}s}$ are given in Table 26 and in Fig. 23 and are at the 5% level for each collaboration.

The world average computed by the Heavy Flavor Averaging Group (HFAG) [493] includes also the results obtained by the ALEPH, OPAL and CDF experiments and is

$$\sin 2\beta = 0.675 \pm 0.026 \quad (137)$$

where most of the systematic uncertainties have been treated as uncorrelated. This result suggests that on the time scale of 2008, when an integrated luminosity of order of 2 fb^{-1} is expected from the B factories, the total uncertainty on $\sin 2\beta$ will be around 0.02.

¹⁰For a more conservative (but data driven) estimate see, *e.g.*, ref. [593].

¹¹The same processes can be described by a penguin diagram which brings corrections at order $\sim \lambda^4$.

Table 26: Results for the CP -violating parameters in the $b \rightarrow c\bar{c}s$ decays: $S_{b \rightarrow c\bar{c}s}$ and $C_{b \rightarrow c\bar{c}s}$. The B factory averages are given after ICHEP 2006 as calculated by HFAG [493]. The final world averages include also the results from ALEPH, OPAL and CDF (which use only the $J/\psi K_S^0$ final state).

Experiment		$-\eta_{CP} S_{b \rightarrow c\bar{c}s}$	$C_{b \rightarrow c\bar{c}s}$
BaBar	[597]	$0.710 \pm 0.034 \pm 0.019$	$0.070 \pm 0.028 \pm 0.018$
Belle	[598]	$0.642 \pm 0.031 \pm 0.017$	$-0.018 \pm 0.021 \pm 0.014$
B factory average		0.674 ± 0.026	0.012 ± 0.022
Confidence level		0.18	0.02
Average		0.675 ± 0.026	0.012 ± 0.022

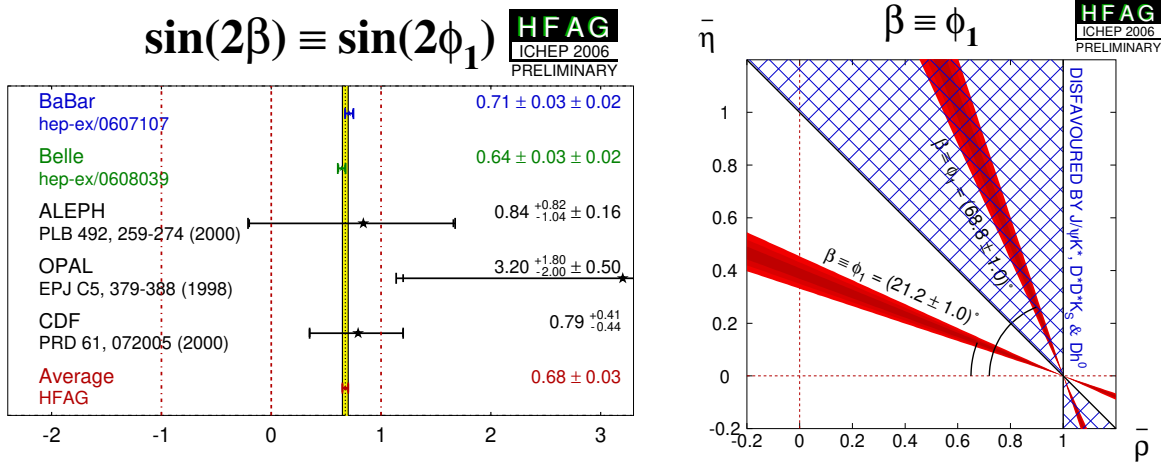


Fig. 23: (Left) World average of measurements of $S_{b \rightarrow c\bar{c}s}$ as calculated by HFAG [493]. (Right) Constraints on the $(\bar{\rho}, \bar{\eta})$ plane, obtained from the average of $-\eta_{CP} S_{b \rightarrow c\bar{c}s}$ and Eq. 137.

The actual $\sin 2\beta$ result gives a precise constraint on the $(\bar{\rho}, \bar{\eta})$ plane, as shown in Fig. 23 and can be compared with the expected value obtained with other constraints from CP conserving quantities, and with CP violation in the kaon system, in the form of the parameter ϵ_K . Such comparisons have been performed by phenomenological groups: for example, the result from the global UT fit without the measurement of $\sin 2\beta$ is obtained by CKMfitter [8] to be $0.823_{-0.085}^{+0.018}$ or by UTfit [209] to be 0.759 ± 0.037 . It is clear that the increased precision in the $\sin 2\beta$ measurement is now revealing some tension with the rest of the fit. This is mainly due to the actual V_{ub} value, and in particular to the inclusive one, strikingly in countertendency with respect to the relatively *low* value of $\sin 2\beta$ [120].

With $\sin 2\beta$ being now a precision measurement, other analyses are being performed in order to remove the two-fold ambiguity unavoidable with a sine determination.

Considering the B meson decays to the vector-vector final state $J\psi K^{*0}$, in the case of a final state not flavour-specific ($K^{*0} \rightarrow K_S^0 \pi^0$), a time-dependent transversity analysis can be performed allowing sensitivity to both $\sin 2\beta$ and $\cos 2\beta$ [600]. Such analyses have been performed by both B factory experiments: from Table 27 we can remark that at present the results are dominated by large and non-Gaussian statistical errors, but nevertheless it can be said that $\cos 2\beta > 0$ is preferred by the experimental data in $J\psi K^*$.

Finally, decays of B mesons to final states such as $D\pi^0$ are governed by $b \rightarrow c\bar{u}d$ transitions. If the final state is a CP eigenstate, *i.e.* $D_{CP}\pi^0$, the usual time-dependence formulae are recovered, with

Table 27: Results from the B factories together with the HFAG averages [493] from the $B^0 \rightarrow J\psi K^{*0}$ and the $B^0 \rightarrow D^{(*)}h^0$ analyses.

$B^0 \rightarrow J\psi K^{*0}$		$\sin 2\beta$	$\cos 2\beta$
BaBar	[602]	$-0.10 \pm 0.57 \pm 0.14$	$3.32_{-0.96}^{+0.76} \pm 0.27$
Belle	[603]	$-0.24 \pm 0.31 \pm 0.05$	$0.56 \pm 0.79 \pm 0.11$
Average		0.16 ± 0.28	1.64 ± 0.62
$B^0 \rightarrow D^{(*)}h^0$		$\sin 2\beta$	$\cos 2\beta$
BaBar	[604]	$0.45 \pm 0.36 \pm 0.05 \pm 0.07$	$0.54 \pm 0.54 \pm 0.08 \pm 0.18$
Belle	[605]	$0.78 \pm 0.44 \pm 0.22$	$1.87_{-0.53-0.32}^{+0.40+0.22}$
Average		0.57 ± 0.30	1.16 ± 0.42

the sine coefficient sensitive to $\sin 2\beta$. Since there is no penguin contribution to these decays, there is even less associated theoretical uncertainty than for $b \rightarrow c\bar{c}s$ decays like $B \rightarrow J\psi K_S^0$. When multi-body D decays, such as $D \rightarrow K_S^0\pi^+\pi^-$, are used, a time-dependent analysis of the Dalitz plot of the neutral D decay allows a direct determination of the weak phase: 2β [601]. Such analyses have been performed by both B -factory experiments. The decays $B \rightarrow D\pi^0$, $B \rightarrow D\eta$, $B \rightarrow D\omega$, $B \rightarrow D^*\pi^0$ and $B \rightarrow D^*\eta$ are used. The daughter decays are $D^* \rightarrow D\pi^0$ and $D \rightarrow K_S^0\pi^+\pi^-$. The results are shown in Table 27. Again, it is clear that the data prefer $\cos 2\beta > 0$. Taken in conjunction with the $J\psi K^*$ results, $\cos 2\beta < 0$ can be considered to be ruled out at approximately 2.3σ [209]. Time-dependent analysis of the decay $B \rightarrow D^{*+}D^{*-}K_S^0$ also prefers $\cos 2\beta > 0$.

3.5.2.2 $\alpha(\phi_2)$

The CKM unitarity angle $\alpha(= \phi_2)$, defined as $\alpha = \arg \left[-\frac{V_{td}V_{tb}^*}{V_{ud}V_{ub}^*} \right]$, is a measure of the relative phase of the CKM elements V_{ub} and V_{td} in the usual parameterization of the CKM unitarity matrix. Most of the experimental information on α is extracted from measurements of the charmless decays $B \rightarrow \pi\pi$, $B \rightarrow \rho\pi$ and $B \rightarrow \rho\rho$, which can arise from the tree-level transition $b \rightarrow u(\bar{u}d)$, carrying the CKM element V_{ub} (left diagram in Fig. 24). In a simple world, where a decay mode such as $B \rightarrow \pi^+\pi^-$ is dominated by a single tree diagram, one needs only to measure the time-dependent CP asymmetry $S_{\pi\pi} = \sin 2\alpha$. However, a complication to this picture arises from the presence of loop (penguin) processes (right diagram in Fig. 24), involving different CKM matrix elements, but leading to the same final states. The interference of the two diagrams then obscures the connection between the CP observables and the angle α , requiring a ‘‘tree and penguin disentanglement’’ strategy in the experimental program. This involves a larger set of experimental observables for the determination of the angle α that includes the time-dependent CP asymmetries S_f and C_f in B^0 decays, and the branching fractions and direct CP asymmetries in both neutral and charged B decays. The net effect of the penguin amplitude is to introduce the possibility of direct CP violation ($C_f \neq 0$) and a nonzero value of $\Delta\alpha^f = \alpha_{eff}^f - \alpha$, where α_{eff}^f is determined from the relation $S_f = \sqrt{1 - C_f^2} \sin 2\alpha_{eff}^f$. For the $B \rightarrow \pi\pi$ decays, the penguin correction $\Delta\alpha^{\pi\pi}$ can be determined from an isospin analysis [244] of the decay amplitudes of the $B \rightarrow \pi\pi$ and $\bar{B} \rightarrow \pi\pi$ decays. (See Fig. 25.) A key element of this analysis is the branching fraction for the decay $B \rightarrow \pi^0\pi^0$, which is an indicator of the size of the penguin effects and consequently of the penguin correction $\Delta\alpha^{\pi\pi}$, which is bounded [606] by $\sin^2 \Delta\alpha^{\pi\pi} < \frac{\overline{B}(B^0 \rightarrow \pi^0\pi^0)}{B(B^\pm \rightarrow \pi^\pm\pi^0)}$. Ref. [211] proposes to add information on the hadronic amplitudes to the isospin analysis, for example by using the branching ratio of $B_s \rightarrow K^+K^-$ to constraint the penguin contribution (even allowing SU(3) breaking effects as large as 100%). This would help constraining the value of α , in particular eliminating the solutions at $\alpha \sim 0$.

A system analogous to that of the $B \rightarrow \pi\pi$ decays is the family of the $B \rightarrow \rho\rho$ decays ($B^0 \rightarrow$

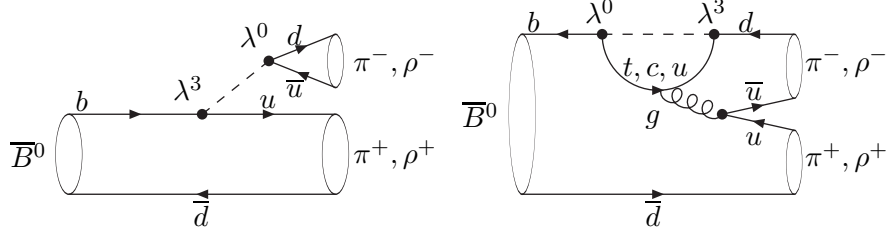


Fig. 24: The tree (left) and penguin (right) diagrams contributing to “charmless” B decays such as $B \rightarrow \pi\pi$, $B \rightarrow \rho\rho$ and $B \rightarrow \rho\pi$.

$\rho^+\rho^-$, $B^+ \rightarrow \rho^+\rho^0$, $B^0 \rightarrow \rho^0\rho^0$). While in general the $B^0 \rightarrow \rho\rho$ decays can be a mixture of CP -even and CP -odd components, the angular analysis of the decay $B^0 \rightarrow \rho^+\rho^-$ (and also $B^+ \rightarrow \rho^+\rho^0$) has shown that the CP -even component (longitudinal polarization) is dominant, hence significantly simplifying the time-dependent CP analysis of the process [607,608]. As in the case of $B \rightarrow \pi\pi$, time-dependent CP asymmetries $S_{\rho\rho}^L$ and $C_{\rho\rho}^L$ are used to determine $\alpha_{eff}^{\rho\rho}$. The branching ratio for $B^0 \rightarrow \rho^0\rho^0$ relative to $B \rightarrow \rho^+\rho^-$ and $B \rightarrow \rho^+\rho^0$ sets the scale of the penguin correction $\Delta\alpha^{\rho\rho} = \alpha_{eff}^{\rho\rho} - \alpha$, which can be determined from an isospin analysis of the decay amplitudes.

Decay mode	BR($\times 10^6$)	S_f	C_f (or A_{CP} for B^+)
$B^0 \rightarrow \pi^+\pi^-$	5.2 ± 0.2	-0.59 ± 0.09	-0.39 ± 0.07
$B^+ \rightarrow \pi^+\pi^0$	5.7 ± 0.4	-	0.04 ± 0.05
$B^0 \rightarrow \pi^0\pi^0$	1.3 ± 0.2	-	$0.36^{+0.33}_{-0.31}$
$B^0 \rightarrow \rho^+\rho^-$	$23.1^{+3.2}_{-3.3}$	-	-
$B^+ \rightarrow \rho^+\rho^0$	18.2 ± 3.0	-0.13 ± 0.19	-0.06 ± 0.14
$B^0 \rightarrow \rho^0\rho^0$	1.16 ± 0.46	-	-0.08 ± 0.10
	$[f_L = 0.86^{+0.12}_{-0.14}]$	-	-

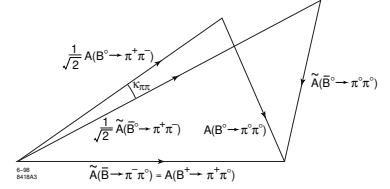


Fig. 25: Table: Summary of measured decay properties of the $B \rightarrow \pi\pi$ and $B \rightarrow \rho\rho$ decays that are relevant to the determination of the CKM unitarity angle α . We quote here the averages updated after ICHEP 2006 as given by HFAG [493] with a total of 882 million $B\bar{B}$ pairs from BaBar (347 million events [609]) and Belle (535 million events [610]) experiments. Figure: Isospin triangles for the $B \rightarrow \pi\pi$ system.

In Table 25 we present the current status of measurements used in the determination of α in the $B \rightarrow \pi\pi$ and $B \rightarrow \rho\rho$ systems [493]. Nearly all components of the isospin analysis in the $B \rightarrow \pi\pi$ system are now measured, albeit with varying degrees of precision. Also the current measurements allow for the isospin triangles to close in both systems ¹².

The fact that the branching fraction for the decay $B \rightarrow \pi^0\pi^0$ is of the same order as the branching fractions for $B^+ \rightarrow \pi^+\pi^0$ and $B^0 \rightarrow \pi^+\pi^-$ is indicative of significant contributions from penguin amplitudes in this channel. Currently the $B \rightarrow \rho^0\rho^0$ search is giving the first evidence of a signal (BaBar reporting a 3σ effect [611]) and thus a very preliminary measurement of the rate. Still, the major advantage of the $B \rightarrow \rho\rho$ system over the $\pi\pi$ one is clearly evident from the suppression of $B \rightarrow \rho^0\rho^0$ relative to $B \rightarrow \rho^+\rho^-$ and $B \rightarrow \rho^+\rho^0$ decays, implying a much smaller $\Delta\alpha$ correction and smaller related uncertainties from this source. The current $\Delta\alpha$ correction upper limits are $\Delta\alpha_{\pi\pi} < 41^\circ$ at 90% C.L. from BaBar and $\Delta\alpha_{\rho\rho} < 21^\circ$ at 90% C.L. from BaBar.

One other advantage of the $\rho\rho$ system is that, in contrast to $\pi^0\pi^0$, a time dependent CP -asymmetry analysis of the $\rho^0\rho^0$ final state will be possible as soon as enough statistics are available. This feature will

¹²This was not the case for the $B \rightarrow \rho\rho$ system with the pre-2006 measurements.

Table 28: Summary of measured CP -asymmetry parameters of the $\rho\pi$ system following the convention used in [615]. We quote here the averages updated after ICHEP 2006 as given by the HFAG [493] with a total of 796 million $B\bar{B}$ pairs from BaBar (347 million events [613]) and Belle (449 million events [614]) experiments.

$\rho^\pm\pi^\mp$ Q2B/Dalitz plot analysis				
$S_{\rho\pi}$	$C_{\rho\pi}$	$\Delta S_{\rho\pi}$	$\Delta C_{\rho\pi}$	$\mathcal{A}_{CP}^{\rho\pi}$
0.03 ± 0.09	0.03 ± 0.07	-0.02 ± 0.10	0.36 ± 0.07	-0.13 ± 0.03
	$\mathcal{A}_{\rho\pi}^{+-}$		$\mathcal{A}_{\rho\pi}^{-+}$	
	0.11 ± 0.06		-0.19 ± 0.13	

allow both S^{00} and C^{00} to be accessed. From a feasibility study we can foresee for the 2ab^{-1} scenario an error of 0.3 on S^{00} and 0.25 on C^{00} . This information will greatly help in reducing the ambiguities in the α extraction from this system.

The $B \rightarrow \rho\pi$ system presents a special case with the possibility of additional handles: the final states $\rho^+\pi^-$ and $\rho^-\pi^+$, which can be reached by both B^0 and \bar{B}^0 , have substantial overlap in the Dalitz plot; thus their amplitudes interfere and generate additional dependence on α and the strong phases of the final states. Quinn and Snyder [612] have shown that the interference effect can be exploited to extract the angle α even in the presence of penguins. This involves the amplitude analysis of the 3π Dalitz distribution.

The $\rho^\pm\pi^\mp$ final states are not CP eigenstates, and four flavour-charge configurations ($B^0(\bar{B}^0) \rightarrow \rho^\pm\pi^\mp$) must be considered. Both experiments assume that the amplitudes corresponding to these final states are dominated by the three resonances ρ^+ , ρ^- and ρ^0 . The ρ resonances are assumed to be the sum of the ground state $\rho(770)$ and the radial excitations $\rho(1450)$ and $\rho(1700)$. Possible contributions to the $B^0 \rightarrow \pi^+\pi^-\pi^0$ decay other than the ρ 's are studied as part of the systematic uncertainties. The time-dependent analyses use a general parameterization¹³ that allows to describe the differential decay width as a linear combination of independent functions, whose coefficients are the 26 free parameters of the fit.

From the bilinear coefficients, both experiments extract the quasi-two-body (Q2B) parameters. Considering only the charged bands in the Dalitz plot, the Q2B analysis involves 5 different parameters $S_{\rho\pi}$, $C_{\rho\pi}$, $\Delta S_{\rho\pi}$, $\Delta C_{\rho\pi}$ and $\mathcal{A}_{CP}^{\rho\pi}$. The first two parameterize mixing-induced CP violation related to the angle α and flavour-dependent direct CP violation, respectively. The second two are insensitive to CP violation: $\Delta S_{\rho\pi}$ is related to the strong-phase difference between the amplitudes contributing to $B^0 \rightarrow \rho\pi$ decays, and $\Delta C_{\rho\pi}$ describes the asymmetry between the rates $\Gamma(B^0 \rightarrow \rho^+\pi^-) + \Gamma(\bar{B}^0 \rightarrow \rho^-\pi^+)$ and $\Gamma(B^0 \rightarrow \rho^-\pi^+) + \Gamma(\bar{B}^0 \rightarrow \rho^+\pi^-)$. Finally, $\mathcal{A}_{CP}^{\rho\pi}$ is the time-independent charge asymmetry. CP symmetry is violated if either one of the following conditions is true: $\mathcal{A}_{CP}^{\rho\pi} \neq 0$, $C_{\rho\pi} \neq 0$ or $S_{\rho\pi} \neq 0$. The first two correspond to CP violation in the decay, while the last condition is CP violation in the interference of decay amplitudes with and without B^0 mixing. In Table 28, we report the HFAG averages of the Q2B parameters provided by the experiments, which should be equivalent to determining average values directly from the averaged bilinear coefficients. One can transform the experimentally motivated CP parameters $\mathcal{A}_{CP}^{\rho\pi}$ and $C_{\rho\pi}$ into the direct CP violation parameters $\mathcal{A}_{\rho\pi}^{+-}$ and $\mathcal{A}_{\rho\pi}^{-+}$ defined in [615]. $\mathcal{A}_{\rho\pi}^{-+}$ ($\mathcal{A}_{\rho\pi}^{+-}$) describes CP violation in B^0 decays where the ρ is emitted (not emitted) by the spectator interaction. Both experiments obtain values for $\mathcal{A}_{\rho\pi}^{-+}$ and $\mathcal{A}_{\rho\pi}^{+-}$ which are averaged in the Table 28. In addition to the $B^0 \rightarrow \rho^\pm\pi^\mp$ Q2B contributions to the $\pi^+\pi^-\pi^0$ final state, there can also be a $B^0 \rightarrow \rho^0\pi^0$ component. Belle and BaBar have extracted the Q2B parameters associated with this intermediate state which average to: $S_{\rho^0\pi^0} = 0.30 \pm 0.38$ and $C_{\rho^0\pi^0} = 0.12 \pm 38$ (HFAG Summer 2007).

In Fig. 26, the plots of the averages and the separate results on the various CP -violating parameters

¹³See for details Refs. [613], [614] and [493].

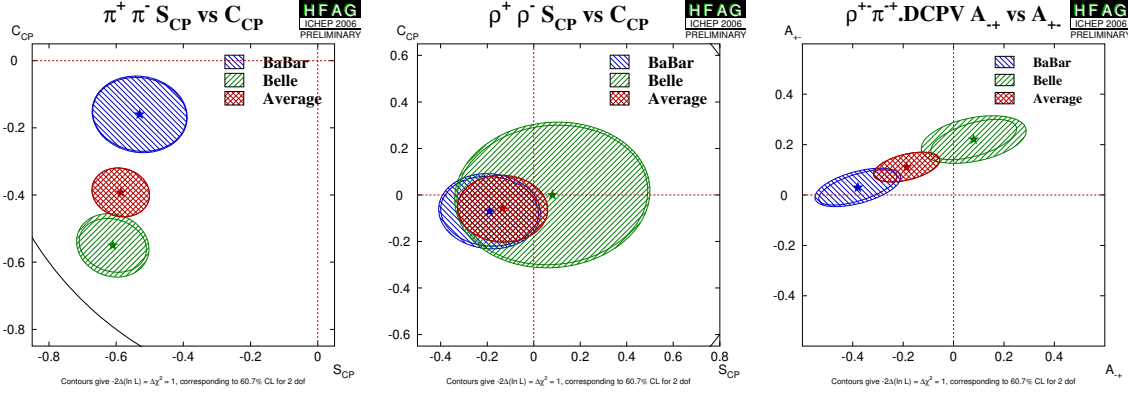


Fig. 26: The experimental results on the CP asymmetry parameters in the $\pi\pi$ (left), $\rho\rho$ (center) and $\rho\pi$ (right) systems, as summarized by HFAG [493].

are shown: it can be seen that the two collaborations, BaBar and Belle, are still discrepant at the level of 2σ (1.5σ) in the $B \rightarrow \pi^+\pi^-$ ($B \rightarrow \rho^\pm\pi^\pm$) system. In the $\rho\rho$ system, though, some updates to the entire currently available statistics are still missing.

We can get an estimate of the current experimental value of α putting together all the analyses in all the modes. The results on the Standard Model (SM) solution from the two fitting groups are: $(92 \pm 7)^\circ$ for the bayesian approach [209] and $(93_{-9}^{+11})^\circ$ for the frequentist approach [8]. From the same analyses we can also extract the SM α values using the UT fit constraints and without using the α information: $(93 \pm 6)^\circ$ for the bayesian approach and $(98_{-19}^{+5})^\circ$ for the frequentist one. We can remark how the current values are in very good agreement with the expected SM values.

3.5.2.3 $\gamma(\phi_3)$

Measurement of γ from B decays to open charm

The possibility of observing direct CP violation in $B \rightarrow DK$ decays was first discussed by I. Bigi, A. Carter and A. Sanda [616, 617]. Since then, various methods to measure the weak angle γ ($= \phi_3$) using $B \rightarrow DK$ decays have been proposed. All these methods are based on two key observations: neutral D^0 and \bar{D}^0 mesons can decay to a common final state, and the decay $B^+ \rightarrow DK^+$ can produce neutral D mesons of both flavours via $\bar{b} \rightarrow \bar{c}u\bar{s}$ and $\bar{b} \rightarrow \bar{u}c\bar{s}$ transitions (Fig. 27), with a relative phase θ_+ between interfering amplitudes that is the sum, $\delta_B + \gamma$, of strong and weak interaction phases. For the decay, $B^- \rightarrow DK^-$, the relative phase is $\theta_- = \delta_B - \gamma$, so both δ_B and γ can be extracted from measurements of such charge conjugate B decay modes. The feasibility of the γ measurement crucially depends on the size of r_B , the ratio of the B decay amplitudes involved ($r_B = |A(B^+ \rightarrow DK^+)|/|A(B^+ \rightarrow \bar{D}K^+)|$). The value of r_B is given by the ratio of the CKM matrix elements $|V_{ub}^*V_{cs}|/|V_{cb}^*V_{us}|$ and the colour suppression factor, and is estimated to be in the range 0.1-0.2 [618]. These methods are theoretically clean because the main contributions come from tree-level diagrams (Fig. 27)¹⁴. Various methods have been proposed to exploit this strategy using different combinations of final states. These approaches include using the branching ratios of decays to CP eigenstates (GLW method [621–623]) or using doubly Cabibbo suppressed D modes (ADS method [624]). A Dalitz plot analysis of a three-body final state of the D meson allows one to obtain all the information required for the determination of γ in a single decay mode [625–627]. Three-body final states such as $K_S^0\pi^+\pi^-$ [626, 627] have been suggested as promising modes and give today the best estimate of the angle γ .

¹⁴ D - \bar{D} mixing is neglected in the current analyses. This effect can be included though [619] and is shown to be very small within the SM [620].

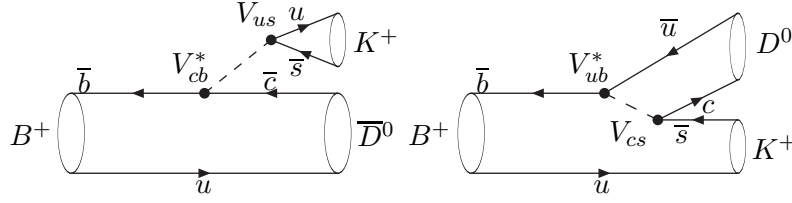


Fig. 27: Feynman diagram of the $B^+ \rightarrow \bar{D}^0 K^+$ and $B^+ \rightarrow D^0 K^+$ decays.

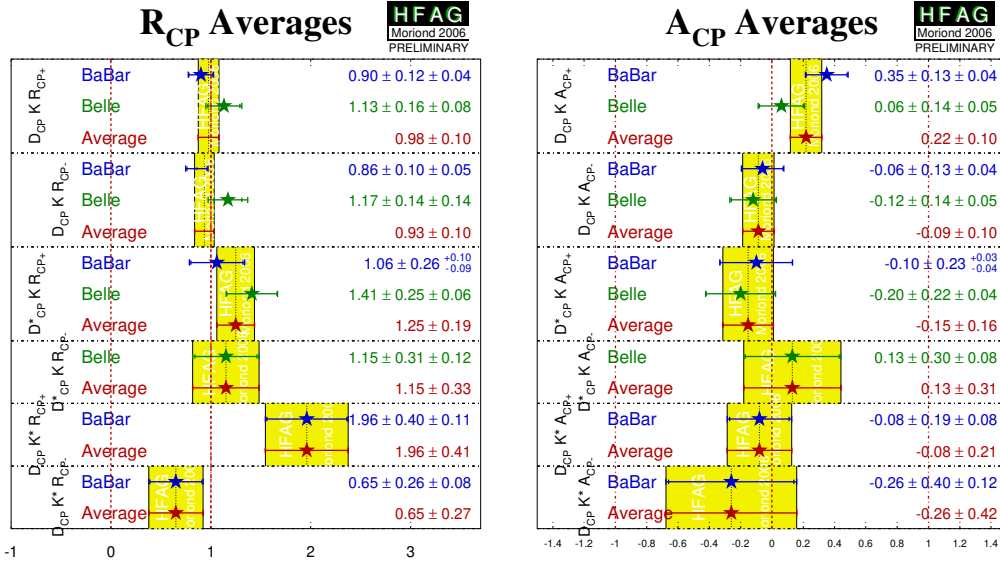


Fig. 28: $R_{CP_{\pm}}$ and $A_{CP_{\pm}}$ averages obtained by the B factories [386].

In the GLW method, the D is reconstructed through its decay to CP eigenstates. The experimental observables are the ratio of charge averaged partial rates, $R_{CP_{\pm}}$, and the charge asymmetry, $A_{CP_{\pm}}$ which are related to the model parameters through the relations $R_{CP_{\pm}} = 1 + r_B^2 \pm 2r_B \cos \delta_B \cos \gamma$ and $A_{CP_{\pm}} = \pm 2r_B \sin \delta_B \sin \gamma / R_{CP_{\pm}}$. CP_+ refers to the CP -even final states, $\pi^+ \pi^-$ and $K^+ K^-$, and CP_- refers to the CP -odd final states, $K_S^0 \pi^0$, $K_S^0 \phi$, $K_S^0 \omega$... Results are available from both BaBar and Belle in the decay modes $B^{\pm} \rightarrow DK^{\pm}$, $B^{\pm} \rightarrow D^* K^{\pm}$ and $B^{\pm} \rightarrow DK^{*\pm}$ (Fig. 28). The errors for $R_{CP_{\pm}}$ and $A_{CP_{\pm}}$ are typically 10% for the most promising mode, $B^{\pm} \rightarrow DK^{\pm}$. A 3σ significance for the charge asymmetry of the $B \rightarrow DK$ mode seems to be within reach in the near future, when 1 ab^{-1} of data will be collected by each experiment. For the ADS method, using a suppressed $D \rightarrow f$ decay ($D^0 \rightarrow K^+ \pi^-$, $K^+ \rho^-$, $K^* \pi^-$...), the measured quantities are the partial rate asymmetry, A_{ADS} , and the charge averaged rate, $R_{ADS} = \Gamma(B^- \rightarrow [f]_D K^-) / \Gamma(B^- \rightarrow [\bar{f}]_D K^-)$. R_{ADS} is related to the physical parameters by the expression $r_B^2 + r_D^2 + 2r_B r_D \cos(\delta_B + \delta_D) \cos \gamma$. The overall effective branching ratio is expected to be small ($\sim 10^{-7}$), but the two interfering diagrams are of the same order of magnitude and large asymmetries are therefore expected. The method has four unknowns: γ , r_B , $\delta_B + \delta_D$ and the amplitude ratio r_D . However, the value of r_D can be measured using decays of D mesons of known flavour. If one wants to use the ADS method alone, two modes need to be used. Of course, one can also combine one ADS mode (as an example) with one GLW CP eigenstate. No significant signal has been yet observed for the ADS modes at the B factories so only R_{ADS} has been measured so far for the $D^{(*)} K^{(*)}$ modes (Fig. 29). These measurements will bring soon valuable constraints on r_B .

In the Dalitz method, D^0 and \bar{D}^0 mesons decay into the same final state $K_S^0 \pi^+ \pi^-$ [626, 627] (or

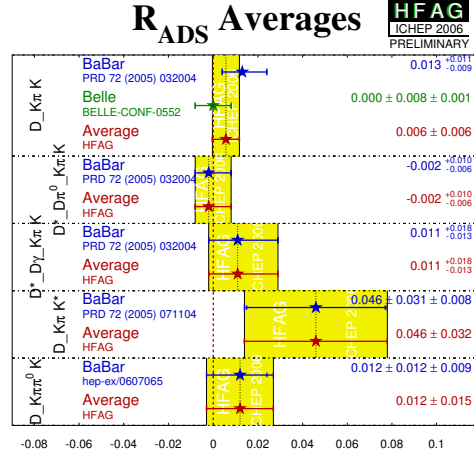


Fig. 29: R_{ADS} averages obtained by the B factories [386].

$K^+ \pi^- \pi^0$ [625]). Assuming no CP asymmetry in neutral D decays, the amplitude of decay as a function of Dalitz plot variables $m_+^2 = m_{K_S^0 \pi^+}^2$ and $m_-^2 = m_{K_S^0 \pi^-}^2$ is $M_{\pm} = f(m_{\pm}^2, m_{\mp}^2) + r_B e^{\pm i\gamma + i\delta_B} f(m_{\mp}^2, m_{\pm}^2)$, where $f(m_+^2, m_-^2)$ is the amplitude of the $\bar{D}^0 \rightarrow K_S^0 \pi^+ \pi^-$ decay. The method has a second ambiguous solution: $(\gamma + 180^\circ, \delta_B + 180^\circ)$, since this transformation does not change the sum or difference of phases that are actually measured.

Results from the two B factories Belle and BaBar are available. The Belle collaboration uses a data sample of $386 \times 10^6 B\bar{B}$ pairs [628] where the reconstructed states are $B^+ \rightarrow DK^+$, $B^+ \rightarrow D^*K^+$ with $D^* \rightarrow D\pi^0$ and $B^+ \rightarrow DK^{*+}$ with $K^{*+} \rightarrow K_S^0 \pi^+$. Analysis by the BaBar collaboration [629] is based on $347 \times 10^6 B\bar{B}$ pairs using $B^+ \rightarrow DK^+$ and $B^+ \rightarrow D^*K^+$ with two D^* channels: $D^* \rightarrow D\pi^0$ and $D^* \rightarrow D\gamma$ (the previous BaBar [630] publication includes also the $B^+ \rightarrow DK^{*+}$ channel but this mode is not included in the recent update). The number of reconstructed signal events in the Belle's data are 331 ± 23 , 81 ± 11 and 54 ± 8 for the $B^+ \rightarrow DK^+$, $B^+ \rightarrow D^*K^+$ and $B^+ \rightarrow DK^{*+}$ channels, respectively. BaBar finds 398 ± 23 , 97 ± 13 and 93 ± 12 signal events in the $B^+ \rightarrow DK^+$, $B^+ \rightarrow D^*[D\pi^0]K^+$ and $B^+ \rightarrow D^*[D\gamma]K^+$ channels respectively. The amplitude f is parametrized as a coherent sum of two-body decay amplitudes (16 for BaBar, 18 for Belle) plus a non-resonant decay amplitude and is determined directly in data from a large and clean sample of flavour-tagged decays produced in continuum e^+e^- annihilation. For example, Belle includes five Cabibbo-allowed amplitudes: $K^*(892)^+ \pi^-$, $K^*(1410)^+ \pi^-$, $K_0^*(1430)^+ \pi^-$, $K_2^*(1430)^+ \pi^-$ and $K^*(1680)^+ \pi^-$, their doubly Cabibbo-suppressed partners, and eight channels with a K_S^0 and a $\pi\pi$ resonance: ρ , ω , $f_0(980)$, $f_2(1270)$, $f_0(1370)$, $\rho(1450)$, σ_1 and σ_2 . The parameters of the σ resonances obtained in the fit are $M_{\sigma_1} = 519 \pm 6 \text{ MeV}/c^2$, $\Gamma_{\sigma_1} = 454 \pm 12 \text{ MeV}/c^2$, $M_{\sigma_2} = 1050 \pm 8 \text{ MeV}/c^2$ and $\Gamma_{\sigma_2} = 101 \pm 7 \text{ MeV}/c^2$ (the errors are statistical only), while the parameters of the other resonances are taken to be the same as in the CLEO analysis [631]. The agreement between the data and the fit result is satisfactory for the purpose of measuring γ and the discrepancy is taken into account in the model uncertainty.

Once f is determined, a fit to B^\pm data is performed to obtain the Cartesian parameters, $x_{\pm} = r_{\pm} \cos(\pm\gamma + \delta_B)$ and $y_{\pm} = r_{\pm} \sin(\pm\gamma + \delta_B)$, which have the advantage to be Gaussian-distributed, uncorrelated and unbiased (r_B is positive definite and hence exhibits a fit bias toward larger values when its central value is in the vicinity of zero) and simplify the averaging of the various measurements. Figure 30 shows the results of the separate B^+ and B^- data fits for $B \rightarrow DK$, D^*K and DK^* modes in the $x - y$ plane for the BaBar and Belle collaborations. Confidence intervals were then calculated by each experiment using a frequentist technique (the so-called Neyman ordering in the BaBar case, the

Feldman and Cousins ordering [632] in the Belle case). The central values for the parameters γ , r_B and δ_B from the combined fit (using the (x_{\pm}, y_{\pm}) obtained for all modes) with their one standard deviation intervals are presented in Table 29. Note that there are large correlations between the fit parameters γ and r_B . With the available data the statistical error on γ increases with decreasing r_B and thus it depends strongly on the central value of r_B as determined by the fit. The uncertainties in the model used to

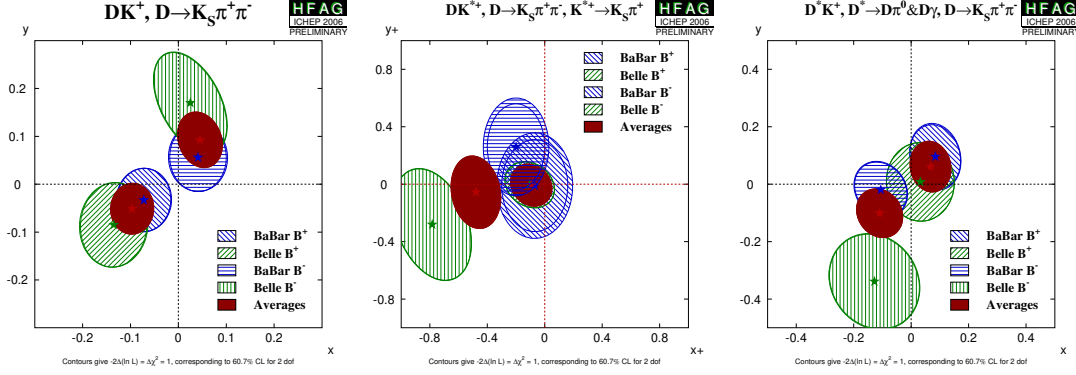


Fig. 30: Results of signal fits with free parameters $x_{\pm} = r \cos \theta_{\pm}$ and $y_{\pm} = r \sin \theta_{\pm}$ for $B^{\pm} \rightarrow DK^{\pm}$, $D^* K^{\pm}$ and $DK^{*\pm}$ modes from the BaBar and Belle latest publications [628, 629]. The contours indicate one standard deviation.

parametrize the $\overline{D}^0 \rightarrow K_S^0 \pi^+ \pi^-$ decay amplitude lead to an associated systematic error in the fit result. These uncertainties arise from the fact that there is no unique choice for the set of quasi-2-body channels in the decay, as well as the various possible parameterizations of certain components, such as the non-resonant amplitude. To evaluate this uncertainty several alternative models have been used to fit the data.

Table 29: Results of the combination of $B^+ \rightarrow DK^+$, $B^+ \rightarrow D^* K^+$, and $B^+ \rightarrow DK^{*+}$ modes for BaBar and Belle analyzes. The first error is statistical, the second is systematic and the third one is the model error. In the case of BaBar, one standard deviation constraint is given for the r_B values.

Parameter	BaBar	Belle
γ	$(92 \pm 41 \pm 11 \pm 12)^{\circ}$	$(53_{-18}^{+15} \pm 3 \pm 9)^{\circ}$
$r_B(DK)$	< 0.140	$0.159_{-0.050}^{+0.054} \pm 0.012 \pm 0.049$
$\delta_B(DK)$	$(118 \pm 63 \pm 19 \pm 36)^{\circ}$	$(146_{-20}^{+19} \pm 3 \pm 23)^{\circ}$
$r_B(D^* K)$	$0.017 - 0.203$	$0.175_{-0.099}^{+0.108} \pm 0.013 \pm 0.049$
$\delta_B(D^* K)$	$(-62 \pm 59 \pm 18 \pm 10)^{\circ}$	$(302_{-35}^{+34} \pm 6 \pm 23)^{\circ}$
$r_B(DK^*)$		$0.564_{-0.155}^{+0.216} \pm 0.041 \pm 0.084$
$\delta_B(DK^*)$		$(243_{-23}^{+20} \pm 3 \pm 49)^{\circ}$

Despite similar statistical errors being obtained for (x_{\pm}, y_{\pm}) in both experiments, the resulting γ error is much smaller in Belle's analysis. Since the uncertainty on γ scales roughly as $1/r_B$, the difference is explained by noticing that the BaBar (x_{\pm}, y_{\pm}) measurements favour values of r_B smaller than the Belle results.

All methods (GLW, ADS and Dalitz) are sensitive to the same parameters of the B decays, and can therefore be treated in a combined fit to extract γ . Such comparisons have been performed by

various phenomenological groups, such as CKMfitter [8] and UTfit [209]. The CKMfitter group using a frequentist statistical framework obtains $(77 \pm 31)^\circ$ whereas the UTfit group with a bayesian approach obtains $(82 \pm 19)^\circ$. This is in agreement with the prediction from the global CKM fit (where the direct γ measurement has been excluded from the fit). As mentioned earlier, the size of the r_B parameters play a crucial role in the γ determination and they are found to be $r_B(DK) < 0.13$, $r_B(D^*K) < 0.13$ and $r_B(DK^*) < 0.27$ at 90% C.L. by Ref. [8] and $r_B(DK) < 0.10$, $r_B(D^*K) < 0.12$ and $r_B(DK^*) < 0.26$ at 90% C.L. by Ref. [209]. All values are in agreement with the naive expectation from CKM and colour suppression.

Clearly, the precision on γ will improve with more data. However, the dependence of the sensitivity on the value of r_B means that we should be careful when extrapolating the present results to a higher statistics scenario. Assuming a value of r_B in the range of 0.1-0.15, the statistical error obtained by the end of the B factories (2 ab^{-1}) will be 10-15 degrees. The way to improve the γ sensitivity in the near future is to include more D^0 (and use of D^{*0}) modes, with combined strategies [619], use of differential spectra [633], many body modes, charm factory inputs [634], along with the use of B^0 modes [633, 635]. Although at present (and until the end of B factories era) the γ accuracy in the $K_S^0 \pi^+ \pi^-$ analysis is dominated by the statistical uncertainty, the model error will eventually dominate in the context of a Super B factory. Model independent ways to extract γ have been proposed [625, 626, 636]. One way to implement this is to notice that in addition to flavour tagged $\bar{D}^0 \rightarrow K_S^0 \pi^+ \pi^-$ decays, one can use CP tagged decays to $K_S^0 \pi^+ \pi^-$ from the $\psi(3770) \rightarrow D\bar{D}$ process. Combining the two data sets, the amplitude and phase could be measured for each point on the Dalitz plot in a model independent way. Study with MC simulations (assuming $r = 0.2$) indicates that with 50 ab^{-1} of data γ can be measured with a total accuracy of few degrees [636]. Combining all the methods with the statistics anticipated at a Super B factory (50 ab^{-1}), it is expected that an error of about two degrees is obtainable (chapter 4).

Measurement of $\sin 2\beta + \gamma$ from B decays to open charm

Interference between decays with and without mixing can occur in the non- CP eigenstates $B^0 \rightarrow D^{(*)\pm} \pi^\mp (\rho^\mp)$. The Cabibbo-favoured $\bar{b} \rightarrow \bar{c}$ decay amplitude interferes with the Cabibbo-suppressed $b \rightarrow u$ decay amplitude with a relative weak phase shift γ . These modes have the advantage of a relatively large branching fraction but a small ratio r of suppressed to favored amplitudes. Time-dependent asymmetries in these modes can be used to constraint $\sin(2\beta + \gamma)$ [641]: the coefficient of the $\sin(\Delta m \Delta t)$ term can be written, to a very good approximation, as $S^\pm = 2r \sin(2\beta + \gamma \pm \delta)$, where δ is the strong phase shift due to final state interaction between the decaying mesons.

Potential competing CP violating effects can arise from $b \rightarrow u$ transitions on the tag side if a kaon is used to tag the flavour on the other B in the event, resulting in an additional \sin term $S'^\pm = 2r' \sin(2\beta + \gamma \pm \delta')$ [637]. Here, r' (δ') is the effective amplitude (phase) used to parameterize the tag side interference. To account for this term, one can rewrite S^\pm as $S^\pm = (a \pm c) + b$, where $a = 2r \sin(2\beta + \gamma) \cos \delta$, $c = \cos(2\beta + \gamma)[2r \sin \delta + 2r' \sin \delta']$ and $b = 2r' \sin(2\beta + \gamma) \cos \delta'$. The results from B factories [638–640] are shown for $D\pi$ and $D^*\pi$ modes in terms of a and c in Fig. 31. CP violation would appear as $a \neq 0$. External information is however needed to determine r or δ . Naively, one can estimate $r \sim |V_{cd}^* V_{ub} / V_{ud} V_{cb}^*| \simeq 0.02$. One popular choice is the use of SU(3) symmetry to obtain r by relating decay mode to B decays involving D_s mesons [641].

3.5.3 Expectations from LHCb

3.5.3.1 Introduction

This section summarises the outlook for measurements of CKM angles through tree-level processes at LHCb. All estimates are given for 2 fb^{-1} of integrated luminosity, which is a canonical year of LHCb operation. (In the summary section, extrapolations are also made to 10 fb^{-1} , which represents five years of operation.) Background estimates have been made using 34 million simulated generic $b\bar{b}$ events and, where appropriate, with specific samples of known dangerous topologies. Full details may be found in the cited LHCb notes and other references.

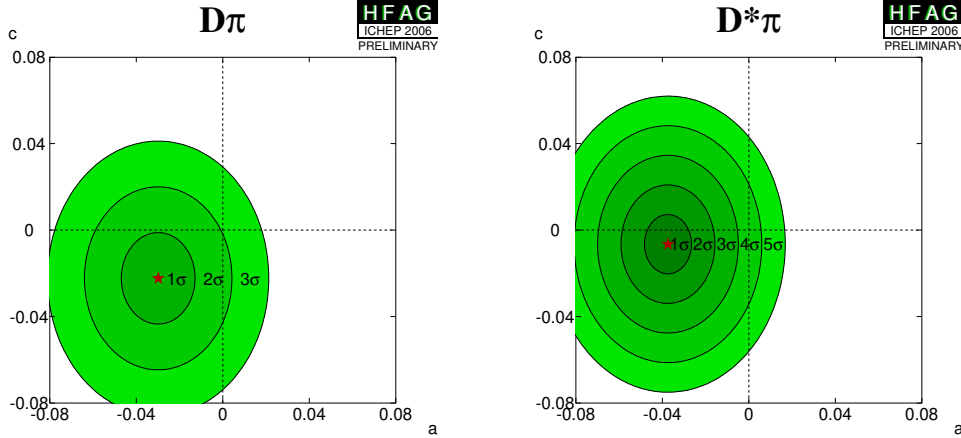


Fig. 31: Results of the a and c measurements for the $D\pi$ (left) and $D^*\pi$ (right) modes.

3.5.3.2 Measuring β with $B^0 \rightarrow J/\psi K_S^0$

The channel $B^0 \rightarrow J/\psi K_S^0$, with the J/ψ decaying to $\mu^+\mu^-$, is relatively easy to trigger on and reconstruct at LHCb. In order to minimise systematic effects selection cuts have been developed which impose the least possible bias on the lifetime distribution of the decaying B^0 .

It is estimated that 333k untagged triggered events will be collected per 2 fb^{-1} of integrated luminosity. Background studies have been performed using a large sample of generic $b\bar{b}$ events and a dedicated sample of prompt J/ψ events. The results indicate that the expected B/S ratio from the two sources is 1.1 and 7.3 respectively. The high background from prompt J/ψ 's has little consequence for the $\sin 2\beta$ sensitivity, as the events are restricted to low proper times. The performance of the flavour tag is determined from the similar topology $B^0 \rightarrow J/\psi K^{*0}$ control channel. The statistical precision on $\sin 2\beta$ with 2 fb^{-1} is estimated to be 0.015. More information may be found in [654].

3.5.3.3 Measuring α with $B^0 \rightarrow \rho\pi$ and $B^0 \rightarrow \rho\rho$ at LHCb

The potential of LHCb in the decay $B^0 \rightarrow \rho\pi \rightarrow \pi^+\pi^-\pi^0$ has been studied extensively [642]. The hard spectrum of the π^0 , together with the vertex constrains on the $\pi^+\pi^-$ pair means that the decay can be well isolated from background, even in the high multiplicity environment of the LHC. A multivariate variable is built up to exploit all available discriminating variables. It is estimated that 1.4×10^4 events will be accumulated per 2 fb^{-1} of integrated luminosity. The acceptance for these events is fairly uniform over Dalitz space, apart from in the region of low $(m_{\pi^+\pi^0}^2, m_{\pi^-\pi^0}^2)$, which is depopulated due to the minimum energy requirement on the π^0 .

The background has been studied with large simulated samples of generic $b\bar{b}$ events and with specific charmless decay channels. It is concluded that the B/S ratio should not exceed one, a value which has been assumed for the subsequent sensitivity studies.

The expected precision on the angle α has been estimated using a toy Monte Carlo, taking the resolutions and acceptances from the full simulation, and modelling the background as a combination of non-resonant and resonant contributions. Repeated toy experiments are performed, each of which has 10000 signal events. Various scenarios have been considered for the relative values of the penguin and tree amplitudes contributing to the final state. The results shown here assume the ‘strong penguin’ case [643]. An unbinned log likelihood fit is used to extract the physics parameters of interest, in particular α . The achievable precision on α varies between amplitude scenarios, and fluctuates experiment to experiment. The statistical error is below 10° for about 90% of experiments. The mean value is around

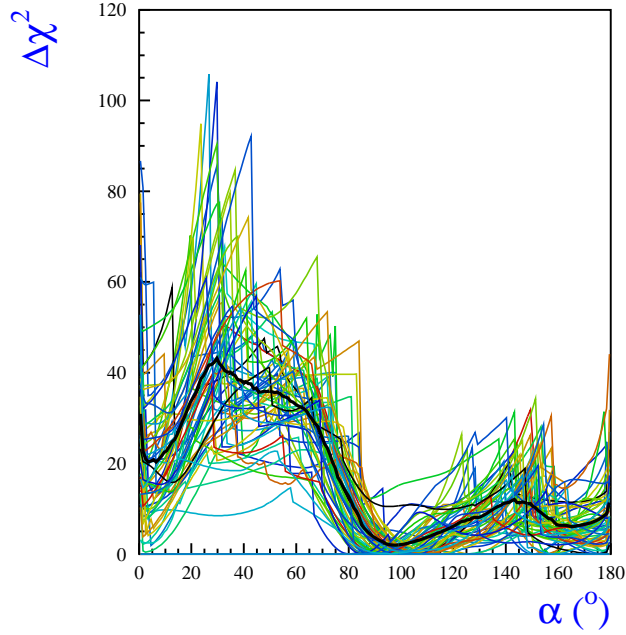


Fig. 32: Change in χ^2 with α for a fit to simulated experiments assuming the LHCb performance with 1000 signal events and a B/S ratio of 1. Each curve corresponds to a different experiment. Superimposed in black is the average of all experiments. The input value of α is 97° .

8° . On about 15% of occasions the fit converges to a pseudo-mirror solution, but these effects diminish with larger data sets. Figure 32 shows the variation in χ^2 for fits to many toy experiments as a function of α , and the average of these curves, with a clear minimum seen at the input value of $\alpha = 97^\circ$. Studies of potential systematic uncertainties indicate that it will be important to have good understanding of the ρ lineshape.

The performance of LHCb has also been investigated in the modes $B^0 \rightarrow \rho^\pm \rho^\mp$ and $B^\pm \rightarrow \rho^\pm \rho^0$. It is concluded that although significant numbers of events can be accumulated, the total event samples are similar in size to those that will come from the B factories. More promising is the decay $B^0 \rightarrow \rho^0 \rho^0$ which can be used in an isospin analysis to constrain the bias on α arising from penguin contamination in the channel $B^0 \rightarrow \rho^\pm \rho^\mp$. 1200 events will be obtained per 2 fb^{-1} , assuming a branching ratio of 1.2×10^{-6} . More details on this analysis, and estimates of its impact on the α extraction within possible scenarios can be found in [642].

3.5.3.4 Measuring γ with $B \rightarrow DK$ strategies at LHCb

In principle all $B \rightarrow DK$ channels, where the D decays hadronically, carry information on the angle γ . LHCb has investigated several modes, with the emphasis on those where the decays involve charged tracks only. The presence of one or more kaons in the final state makes these decays particularly suited to LHCb, on account of its RICH system. The estimated event yields for the modes so far considered are summarised in Table 30. Background studies have been carried out using large simulation samples of generic $b\bar{b}$ events, as well as specific channels which are potential sources of contamination, for example $B \rightarrow D\pi$. In all cases it is concluded that the background levels can be reduced to an acceptable level. More information can be found in the referenced notes. Many of the strategies that have been investigated are common to those pioneered at the B factories and discussed in Section 3.5.2.3.

Table 30: Expected event yields and estimated background for 2 fb^{-1} in $B \rightarrow DK$ decay modes so far considered at LHCb. In the rows where two signal yields are listed, the background corresponds to that expected in either channel. All numbers come from typical scenarios presented in the references quoted in the text. The background in the $D(K_S^0 K^+ K^-)K^\pm$ final state has not yet been studied, but it is expected to be significantly smaller than that in the $D(K_S^0 \pi^+ \pi^-)K^\pm$ mode.

Decay Mode	Signal	Background
$B^\pm \rightarrow D(K^+ K^-)K^\pm$	2600, 3200	3700 ± 1000
$B^\pm \rightarrow D(\pi^+ \pi^-)K^\pm$	900, 1100	3600 ± 1500
$B^\pm \rightarrow D(K^\pm \pi^\mp)K^\pm$	28000, 28300	17500 ± 1000
$B^\pm \rightarrow D(K^\mp \pi^\pm)K^\pm$	10, 400	800 ± 500
$B^\pm \rightarrow D(K^\pm \pi^\mp \pi^+ \pi^-)K^\pm$	30400, 30700	20200 ± 2500
$B^\pm \rightarrow D(K^\mp \pi^\pm \pi^+ \pi^-)K^\pm$	20, 410	1200 ± 360
$B^\pm \rightarrow D(K_S^0 \pi^+ \pi^-)K^\pm$	5000	$1000 - 5000$ (90% C.L.)
$B^\pm \rightarrow D(K_S^0 K^+ K^-)K^\pm$	1000	/
$B^\pm \rightarrow D(K^+ K^- \pi^+ \pi^-)K^\pm$	1700	1500 ± 600
$B^\pm \rightarrow (D\pi^0)(K^\pm \pi^\mp)K^\pm$	16800, 16600	34300 ± 11500
$B^\pm \rightarrow (D\pi^0)(K^\mp \pi^\pm)K^\pm$	350, 100	4800 ± 3800
$B^\pm \rightarrow (D\gamma)(K^\pm \pi^\mp)K^\pm$	9400, 9300	34300 ± 11500
$B^\pm \rightarrow (D\gamma)(K^\mp \pi^\pm)K^\pm$	10, 140	4800 ± 3800
$B^0, \bar{B}^0 \rightarrow D(K^+ K^-)K^{*0}, \bar{K}^{*0}$	240, 450	< 1000 (90% C.L.)
$B^0, \bar{B}^0 \rightarrow D(\pi^+ \pi^-)K^{*0}$	70, 140	< 1000 (90% C.L.)
$B^0, \bar{B}^0 \rightarrow D(K^\pm \pi^\mp)K^{*0}, \bar{K}^{*0}$	1750, 1670	< 1700 (90% C.L.)
$B^0, \bar{B}^0 \rightarrow D(K^\mp \pi^\pm)K^{*0}, \bar{K}^{*0}$	350, 260	< 1700 (90% C.L.)

The simplest topologies are $B \rightarrow DK$ decays where the D^0 (\bar{D}^0) decays to a CP -eigenstate such as $K^+ K^-$ or $\pi^+ \pi^-$, or to $K^\pm \pi^\mp$. Of particular interest is the subset of highly suppressed ‘ADS’ decays $B^\pm \rightarrow D(K^\mp \pi^\pm)K^\pm$ where the interference effects are highest. The exact number of expected events in this mode depends on the assumption for r_B , the ratio of the interfering B decay amplitudes. Assuming a value of $r_B = 0.08$ leads to the expectation of around 400 events, integrated over B^+ and B^- channels, with a variation dependent on the value of the strong phase difference between the diagrams involved in both the B and D decays [644].

The 3-body Dalitz analysis of $K_S^0 \pi^+ \pi^-$ in $B \rightarrow DK$ decays has been successfully pioneered at the B factories. Here too LHCb expects to make a significant contribution with 5000 triggered and reconstructed decays per 2 fb^{-1} [646]. A technical challenge in selecting these events is presented by those K_S^0 's which decay downstream of the VELO region; these decays account for around two thirds of the total sample. Although such events can be successfully reconstructed offline, this procedure is challenging to perform in the high level trigger, where the existing track-search algorithm for K_S^0 daughters does not fit within the allocated CPU budget. It is hoped that this difficulty will be overcome. The problem is not so critical for the sister 3-body mode $D \rightarrow K_S^0 K^+ K^-$, where the two kaons offer the possibility of devising an inclusive high level trigger selection not dependent on the finding of the K_S^0 .

The 4-body modes $D \rightarrow K^\pm \pi^\mp \pi^+ \pi^-$ and $D \rightarrow K^+ K^- \pi^+ \pi^-$ are particularly attractive to LHCb as all the decay products are prompt charged tracks. Dependent on the charge of the decaying B , and the charges of the particles in the D decay, the $K\pi\pi\pi$ channel accesses four possible final states, of which the rarest two, $B^\pm \rightarrow D(K^\mp \pi^\pm \pi^+ \pi^-)K^\pm$, possess large interference effects through the ADS mechanism. The expected sample size integrated over these two channels is about 400 events [647].

Provided that the sub-resonant decay structure can be fitted in a four-body amplitude analysis these suppressed channels will provide high sensitivity to γ , either in isolation, or in conjunction with the other ADS modes. An analysis of the 4-body Dalitz space of $K^+K^-\pi^+\pi^-$ accesses γ in a similar way to the 3-body self-conjugate mode $K_S^0\pi^+\pi^-$. Here 1700 events are expected [647].

Extensions of the standard $B \rightarrow DK$ strategies have also been considered at LHCb. Detailed studies have been performed of $B^0 \rightarrow DK^{*0}$, where the charge of the kaon in the $K^{*0} \rightarrow K^\pm\pi^\mp$ decay chain tags the flavour of the decaying B^0 [648]. Here both the interfering B^0 decay diagrams are colour suppressed, and hence the interference effects are higher than in the B^\pm case, although the branching ratios are lower. Another method under study is $B^\pm \rightarrow D^*K^\pm$, where the D^* decays either through $D^0\pi^0$ or $D^0\gamma$. As there is a CP -conserving phase difference of π between these two paths, separation of the respective modes gives powerful additional constraints in the analysis. At LHCb the energy of the neutral particles is too low to permit efficient selection. However, sufficient constraints exist in the decay topology to allow a full reconstruction using the charged tracks alone. Preliminary results indicate a promising performance, although there are at present insufficient Monte Carlo statistics to make a meaningful background estimate [645].

Assuming the 2 fb^{-1} event yields listed in Table 30, and the background estimates coming out of the Monte Carlo studies, full sensitivity studies have been performed for several of the analyses. The precision on γ depends on the parameters assumed. Taking $r_B = 0.08$, the statistical uncertainty is found to be $6 - 10^\circ$ for a combined $B^\pm \rightarrow DK^\pm$ analysis involving the two-body D decay modes, and $D \rightarrow K\pi\pi\pi$, where the resonant substructure of the latter decay is so-far neglected [644]. A similar sensitivity is found for the $B^0 \rightarrow DK^{*0}$ study involving two body modes only, where the ratio of the interfering diagrams is taken to be 0.4 [648]. Estimates have also been made of the γ sensitivity in $K_S^0\pi^+\pi^-$ [646]. Including acceptance effects and background gives a typical sensitivity of 15° , again taking $r_B = 0.08$. At present the only available studies of $K^+K^-\pi^+\pi^-$ [649] are for signal events only. A background free analysis with the LHCb annual signal yield would have a statistical uncertainty of 14° , also with $r_B = 0.08$. Systematic effects have not yet been considered, but it is already known from the B factories that work is needed to improve the confidence in the $D \rightarrow K_S^0\pi^+\pi^-$ decay model, an issue which is likely to be important for all the 3 and 4 body D decays.

Other decay modes remain to be investigated, for example $B^\pm \rightarrow DK^{*\pm}$, $K^{*\pm} \rightarrow K_S^0\pi^\pm$. The full power of the $B \rightarrow DK$ sensitivity will only come with a combined analysis of all accessible decay modes. The preliminary indications suggest that $B \rightarrow DK$ decays will provide LHCb's most precise value of γ , with a few degrees uncertainty being achievable with 2 fb^{-1} of data. There is no reason to expect that the experimental systematics will significantly limit this sensitivity, although more detailed studies are required. It is clear, however, that residual uncertainties associated with the understanding of the D decay in the 3 and 4 body modes could be important. A possible scenario is presented in the Summary section based on arbitrary assumptions concerning this source of uncertainty.

3.5.3.5 Measuring γ with $B_s, \bar{B}_s \rightarrow D_s^\pm K^\mp$ and $B^0, \bar{B}^0 \rightarrow D^\pm \pi^\mp$

The isolation of $B_s \rightarrow D_s^\pm K^\mp$ decays is experimentally very challenging, because of the low branching ratio and the order-of-magnitude more prolific $B_s \rightarrow D_s\pi$ decay mode. The LHCb trigger system gives good performance for fully hadronic modes and selects $B_s \rightarrow D_s^\pm K^\mp$ events with an efficiency of 29%. The $\pi - K$ discrimination of the RICH system reduces the $B_s \rightarrow D_s\pi$ contamination to $\sim 10\%$. It is estimated that the experiment will accumulate 6.2k events per 2 fb^{-1} of integrated luminosity, with a combinatoric background to signal level of < 0.6 [650]. The excellent $\sim 30 \text{ fs}$ proper time precision provided by the silicon Vertex Locator will ensure that the B_s oscillations will be well resolved, and hence allow the CP asymmetries to be measured. It is estimated that the statistical precision on γ from this channel alone will be 10° for 2 fb^{-1} , assuming $\Delta m_s = 17.5 \text{ ps}^{-1}$, $|\Delta\Gamma_s|/\Gamma_s = 0.10$ [650]. Note that this extraction requires knowledge of the weak mixing phase in the B_s system, which is imported from parallel LHCb studies performed with $B^0 \rightarrow J/\psi\phi$ decays.

A potential difficulty with the $B_s \rightarrow D_s^\pm K^\mp \gamma$ extraction arises from ambiguities. In the limit that $\Delta\Gamma_s$ is very small the analysis returns an 8-fold ambiguity. A non-zero value of $\Delta\Gamma_s$ in principle ameliorates the problem, reducing the number of true ambiguities to four only, but even in this case the eliminated solutions may in practice remain as false minima, on account of the limited experimental resolution. An attractive way to circumvent this difficulty is to make a combined analysis of the observables in the B_s decay and those in the U-spin symmetric $B^0 \rightarrow D^\pm \pi^\mp$ channel [651]. This approach has the added bonus of exploiting $B^0 \rightarrow D^\pm \pi^\mp$ decays in a manner which does not require knowledge of the ratio between the interfering tree diagrams, which in the B^0 system is known to be very small, and hence hard to determine experimentally. LHCb will accumulate 1730k events per 2 fb^{-1} in this channel [652]. The combined analysis has the potential to reach a statistical precision of 5° , depending on the values of the parameters involved. Any bias associated with the U-spin symmetry assumption also has a varying impact on the measurement, depending on the position in parameter space. In many scenarios the effect is expected to be below the statistical uncertainty [653].

3.5.4 Summary

Table 31 presents a summary of the current status and the outlook for future direct measurements of the angles of the unitarity triangle from tree dominated B decays. The last column of this table is an estimate of the ITE, which is the intrinsic error coming purely from theoretical limitations of the methods being used. It seems that for $\sin 2\beta$, at the end of the B factory era with an estimated $\approx 2 \text{ ab}^{-1}$ of data, the experimental determination will be close to the expected theory error. In fact the theory error ($\lesssim 1\%$) is somewhat smaller but apparently our current understanding is that experimental systematics are difficult to reduce below about 2-3%. Measurement of $\sin 2\beta$ at LHCb also looks very promising so far as the statistical error goes.

For α although each of the three methods, $\pi\pi$, $\rho\pi$, and $\rho\rho$ will have a residual theory error due to isospin violation by EWP and/or from other sources, it is quite likely that once the experimental information with high statistics on all the three modes becomes available the remaining intrinsic theory error will be small, $\text{O}(\text{few}\%)$. The current B factories and LHCb are expected to be able to determine α to an accuracy around $5^\circ - 8^\circ$, *i.e.* considerably worse than the ITE. A Super B factory should be able to attain the level of accuracy $\text{O}(2\%) \approx \text{ITE}$.

Unfortunately a precise determination of the angle γ is likely to remain a challenge for a long time to come. Admittedly we have been somewhat cautious in our projections for the B factories and there is some chance that we will gain more from combined strategies, compared to projections in this table, as additional data becomes available in the next year or two. Indeed LHCb should however be able to do at least five times better than this (*i.e.* an accuracy of about 2.6 degrees), with a final uncertainty dependent on the errors associated with the knowledge of the D decay structure in the modes exploited in the $B \rightarrow DK$ channels. It is interesting to note that with a SBF, and the very high statistics associated with an LHCb upgrade, the experimental error on γ could approach 1 degree, but would still be larger than that of the associated ITE.

Table 31: Unitarity Triangle from trees decays: Current status and future prospects. ITE means irreducible theory error; see text especially regarding the LHCb projections.

$\int \mathcal{L} dt$	BF (Now) $\sim 1 \text{ ab}^{-1}$	BF(End '08) 2 ab^{-1}	LHCb 2 fb^{-1}	LHCb 10 fb^{-1}	SBF 50 ab^{-1}	ITE
$\sigma(\alpha)$	10° (11%)	7° (8%)	8.1° (9%)	4.6° (5%)	1.5° (1.6%)	$\text{O}(\text{few}\%)$
$\sigma(\sin 2\beta)$	0.026 (4%)	0.023 (3.3%)	0.015 (2.1%)	0.007 (1%)	0.013 (2%)	$\lesssim 1\%$
$\sigma(\gamma)$	30° (46%)	15° (23%)	4.5° (7%)	2.4° (4%)	2° (3%)	$\text{O}(0.1\%)$

Lastly, we must caution the reader that the LHCb numbers in table 31 are merely illustrative values, extrapolated from present simulation studies, together with certain (in some cases) arbitrary assumptions about systematic errors. The estimated precisions for $\sin 2\beta$ contain statistical uncertainties only, as the experimental systematics are impossible to estimate properly in advance of first data. The values for α are dominated by the input from the $B^0 \rightarrow \rho\pi$ analysis, with the conservative assumption of a limiting systematic of 6° , associated with issues in the Dalitz analysis and the understanding of the ρ lineshape. The γ estimates includes inputs from the $B_s \rightarrow D_s K^\pm$, $B^\pm \rightarrow D^{(*)}(hh, hhhh)K^\pm$, $B^\pm \rightarrow D(K_S^0\pi\pi)K^\pm$ and $B^0 \rightarrow D(hh)K^*(K^+\pi^-)$ analyses. Here it is assumed that progress with the understanding of the D decay structure will result in systematics of 3° for the $D \rightarrow K_S^0\pi\pi$ mode, and twice this for the 4-body decays. An arbitrary 5° error is assigned to the B^0 channel to account for the possibility of other amplitudes contributing the $D(hh)K^+\pi^-$ final state. The $B^\pm \rightarrow DK^\pm$ inputs assume an r_B value of 0.08. The assumed quantities for other parameters are given elsewhere in the text and references.

3.6 B -meson mixing

3.6.1 Introduction

During this workshop there has been a breakthrough in the experimental study of $B_s - \bar{B}_s$ mixing with the measurement of the following quantities: the oscillation frequency Δm_s by the CDF collaboration [126], the time-integrated untagged charge asymmetry in semileptonic B_s decays $A_{SL}^{s,unt}$ and the dimuon asymmetry A_{SL} by DØ [655, 656], the B_s lifetime from flavour-specific final states [493, 657–661], $\Delta\Gamma_s/\Gamma_s$ from the time-integrated angular analysis of $B_s \rightarrow J/\psi\phi$ decays by CDF [662], supplemented by the three-dimensional constraint on Γ_s , $\Delta\Gamma_s$, and the $B_s - \bar{B}_s$ mixing phase from the time-dependent angular analysis of $B_s \rightarrow J/\psi\phi$ decays by DØ [663]. These measurements can be compared with the Standard Model (SM) predictions and used to constrain New Physics (NP) contributions to the $B_s - \bar{B}_s$ mixing amplitude.

In this section we first discuss the theoretical predictions within the SM and their uncertainties. We then present the results of a model-independent analysis of NP in $B_s - \bar{B}_s$ mixing. We discuss the implications of the experimental data for SUSY models by either allowing new sources of flavour and CP violation in the B_s sector or by considering a constrained Minimal Flavour Violation SUSY scenario. The remainder of the section is devoted to the experimental aspects of the measurements listed above and gives an outlook for the LHC.

3.6.2 Standard model predictions

The neutral B_d and B_s mesons mix with their antiparticles leading to oscillations between the mass eigenstates. The time evolution of the neutral meson doublet is described by a Schrödinger equation with an effective 2×2 Hamiltonian

$$i \frac{d}{dt} \begin{pmatrix} B_q \\ \bar{B}_q \end{pmatrix} = \left[\begin{pmatrix} M_{11}^q & M_{12}^q \\ M_{12}^{q*} & M_{11}^q \end{pmatrix} - \frac{i}{2} \begin{pmatrix} \Gamma_{11}^q & \Gamma_{12}^q \\ \Gamma_{12}^{q*} & \Gamma_{11}^q \end{pmatrix} \right] \begin{pmatrix} B_q \\ \bar{B}_q \end{pmatrix}, \quad (138)$$

with $q = d, s$. The mass difference Δm_q and the width difference $\Delta\Gamma_q$ are defined as

$$\Delta m_q = m_H^q - m_L^q, \quad \Delta\Gamma_q = \Gamma_L^q - \Gamma_H^q, \quad (139)$$

where H and L denote the Hamiltonian eigenstates with the heavier and lighter mass eigenvalue, respectively. These states can be written as

$$|B_q^{H,L}\rangle = \frac{1}{\sqrt{1 + |(q/p)_q|^2}} \left(|B_q\rangle \pm (q/p)_q |\bar{B}_q\rangle \right). \quad (140)$$

Theoretically, the experimental observables Δm_q , $\Delta\Gamma_q$ and $|(q/p)_q|$ are related to M_{12}^q and Γ_{12}^q . In the $B_d - \bar{B}_d$ and $B_s - \bar{B}_s$ systems, the ratio Γ_{12}^q/M_{12}^q is of $\mathcal{O}(m_b^2/m_t^2) \simeq 10^{-3}$ and, neglecting terms of $\mathcal{O}(m_b^4/m_t^4)$, one has

$$\Delta m_q = 2 |M_{12}^q|, \quad \frac{\Delta\Gamma_q}{\Delta m_q} = -\text{Re} \left(\frac{\Gamma_{12}^q}{M_{12}^q} \right), \quad 1 - \left| \left(\frac{q}{p} \right)_q \right| = \frac{1}{2} \text{Im} \left(\frac{\Gamma_{12}^q}{M_{12}^q} \right). \quad (141)$$

The matrix elements M_{12}^q and Γ_{12}^q are related to the dispersive and the absorptive parts of the $\Delta B = 2$ transitions, respectively. Short distance QCD corrections to these matrix elements have been computed at the NLO for both M_{12}^q [687] and Γ_{12}^q [688–690]. The long distance effects are contained in the matrix elements of four-fermion operators which have been computed with lattice QCD using various approaches to treat the b quark (HQET, NRQCD, QCD) [349, 691–696]. The corresponding bag parameters B are found to be essentially insensitive to the effect of the quenched approximation (see sec. 2.4).

The quantity $\text{Im}(\Gamma_{12}^q/M_{12}^q)$ can be measured through the CP asymmetry in B_q decays to flavour-specific final states. An important example is the semileptonic asymmetry

$$A_{SL}^s = \text{Im} \left(\frac{\Gamma_{12}^q}{M_{12}^q} \right) = \frac{N(\bar{B}_s \rightarrow l^+ X) - N(B_s \rightarrow l^- X)}{N(\bar{B}_s \rightarrow l^+ X) + N(B_s \rightarrow l^- X)}. \quad (142)$$

Two updated theoretical predictions for $\Delta\Gamma_s/\Gamma_s$ and for the semileptonic asymmetry A_{SL}^s , obtained by including NLO QCD and $\mathcal{O}(1/m_b)$ [697] corrections, are

$$\begin{aligned} \Delta\Gamma_s/\Gamma_s &= (7 \pm 3) \cdot 10^{-2} \quad , \quad A_{SL}^s = (2.56 \pm 0.54) \cdot 10^{-5} \quad [690], \\ \Delta\Gamma_s/\Gamma_s &= (13 \pm 2) \cdot 10^{-2} \quad , \quad A_{SL}^s = (2.06 \pm 0.57) \cdot 10^{-5} \quad [698]. \end{aligned} \quad (143)$$

The difference in the central values of $\Delta\Gamma_s/\Gamma_s$ is mainly due to a different choice of the operator basis [698] and it is related to unknown $\mathcal{O}(\alpha_s^2)$ and $\mathcal{O}(\alpha_s/m_b)$ corrections. Although the basis chosen in ref. [698] leads to smaller theoretical uncertainties, the shift observed in the central values may signal that the effect of higher-order corrections on $\Delta\Gamma_s/\Gamma_s$ is larger than what could have been previously estimated. We take into account this uncertainty by quoting, as final theoretical predictions in the SM, the more conservative estimate [699]

$$\Delta\Gamma_s/\Gamma_s = (11 \pm 4) \cdot 10^{-2} \quad , \quad A_{SL}^s = (2.3 \pm 0.5) \cdot 10^{-5}. \quad (144)$$

Concerning Δm_s , the SM predictions obtained by the UTfit and CKMfitter Collaborations are

$$\Delta m_s = (18.4 \pm 2.4) \text{ ps}^{-1} [120] \quad , \quad \Delta m_s = (18.9_{-2.8}^{+5.7}) \text{ ps}^{-1} [8]. \quad (145)$$

3.6.3 $B_s - \bar{B}_s$ mixing beyond the SM

We now discuss the analysis of $B_s - \bar{B}_s$ mixing in the presence of new physics (NP) contributions to the $\Delta B = 2$ effective Hamiltonian. These can be incorporated in the analysis in a model independent way, parametrising the shift induced in the mixing frequency and phase with two parameters, C_{B_s} and $\phi_s \equiv 2\phi_{B_s}$, having in the SM expectation values of 1 and 0, respectively [2–6]:

$$C_{B_s} e^{i\phi_s} \equiv C_{B_s} e^{2i\phi_{B_s}} = \frac{(M_{12}^s)^{\text{SM+NP}}}{(M_{12}^s)^{\text{SM}}}. \quad (146)$$

As for the absorptive part of the $B_s - \bar{B}_s$ mixing amplitude, which is derived from the double insertion of the $\Delta B = 1$ effective Hamiltonian, it could be affected by NP effects in $\Delta B = 1$ transitions through penguin contributions. Such NP contributions were considered in [7,210]. We shall neglect them in the present discussion. In this approximation, which is followed by most authors, NP enters $B_s - \bar{B}_s$ mixing only through the two parameters defined in (146).

Since the SM phase of Γ_{12}^s/M_{12}^s is small in comparison with the current experimental sensitivity, we shall assume in the following that CP violation in B_s mixing is dominated by the NP mixing phase ϕ_s . We then have

$$A_{SL}^s = \frac{\Delta\Gamma_s}{\Delta M_s} \tan \phi_s \quad (147)$$

and the same NP phase ϕ_s will also govern mixing-induced CP violation in the exclusive channel $B_s \rightarrow J/\psi \phi$. Note that the phases in $A_{SL}^s = \text{Im}(\Gamma_{12}^s/M_{12}^s)$ and in the $B_s \rightarrow J/\psi \phi$ asymmetry are different from each other in the SM, where $\arg(-\Gamma_{12}^s/M_{12}^s) \approx -0.004$ while the phase measured in $B_s \rightarrow J/\psi \phi$ decay is $-2\beta_s \approx -2\lambda^2\eta \approx -0.04$ (see e.g. [698]).

Making use of the experimental information described in sect.3.6.6, it is possible to constrain C_{B_s} and ϕ_{B_s} [7,9,210,665,698,700,701]. We report here the results obtained in ref. [9].

The use of $\Delta\Gamma_s/\Gamma_s$ from the time-integrated angular analysis of $B_s \rightarrow J/\psi\phi$ decays is described for instance in ref. [7]. Here we use only the CDF measurement [662] as input, since the DØ analysis is now superseded by the new time-dependent study [663]. The latter provides the first direct constraint on the $B_s-\bar{B}_s$ mixing phase, but also a simultaneous bound on $\Delta\Gamma_s$ and Γ_s . The time-dependent analysis determines the $B_s-\bar{B}_s$ mixing phase with a four-fold ambiguity. First of all, being untagged, it is not directly sensitive to $\sin\phi_s$, resulting in the ambiguity $(\phi_s, \cos\delta_{1,2}) \leftrightarrow (-\phi_s, -\cos\delta_{1,2})$, where $\delta_{1,2}$ represent the strong phase differences between the transverse polarisation and the other ones. Second, at fixed sign of $\cos\delta_{1,2}$, there is the ambiguity $(\phi_s, \Delta\Gamma_s) \leftrightarrow (\phi_s + \pi, -\Delta\Gamma_s)$. One could be tempted to use factorisation [698] or $B_d \rightarrow J/\psi K^*$ with SU(3) [702] to fix the sign of $\cos\delta_{1,2}$. Unfortunately, neither factorisation nor SU(3) are accurate enough to draw firm conclusions on these strong phases. This is confirmed by the fact that the two approaches lead to opposite results. Waiting for future, more sophisticated experimental analyses, which could resolve this ambiguity with a technique similar to the one used by BaBar in $B_d \rightarrow J/\psi K^*$ [602], we prefer to be conservative and keep the four-fold ambiguity.

Compared to previous analyses, the additional experimental input discussed below improves considerably the determination of the phase of the $B_s - \bar{B}_s$ mixing amplitude. The fourfold ambiguity inherent in the untagged analysis of ref. [663] is somewhat reduced by the measurements of A_{SL}^s and A_{SL} (see (150)), which slightly prefer negative values of ϕ_{B_s} . The results for C_{B_s} and ϕ_{B_s} , obtained from the general analysis allowing for NP in all sectors, are

$$C_{B_s} = 1.03 \pm 0.29 \quad , \quad \phi_{B_s} = (-75 \pm 14)^\circ \cup (-19 \pm 11)^\circ \cup (9 \pm 10)^\circ \cup (102 \pm 16)^\circ . \quad (148)$$

Thus, the deviation from zero in ϕ_{B_s} is below the 1σ level, although clearly there is still ample room for values of ϕ_{B_s} very far from zero. The corresponding p.d.f. in the C_{B_s} - ϕ_{B_s} plane is shown in fig. 33.

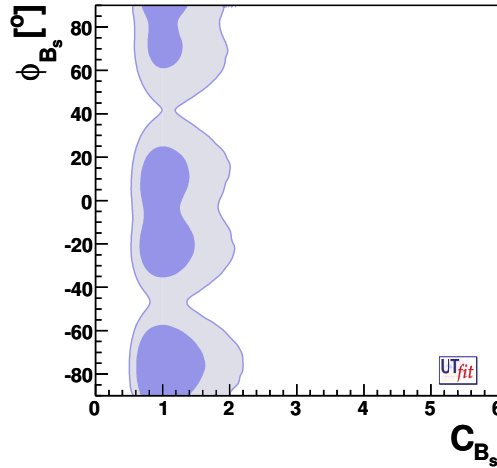


Fig. 33: Constraints on ϕ_{B_s} vs. C_{B_s} from the NP generalised analysis of ref. [9].

3.6.4 $B_s - \bar{B}_s$ in SUSY with non-minimal flavour violation

The results on C_{B_s} and ϕ_{B_s} obtained above can be used to constrain any NP model. As an interesting example we discuss here the case of SUSY with new sources of flavour and CP violation, following ref. [703].

To fulfill our task in a model-independent way, we use the mass-insertion approximation to evaluate the gluino mediated contribution to $b \rightarrow s$ transitions. Treating off-diagonal sfermion mass terms as

interactions, we perform a perturbative expansion of FCNC amplitudes in terms of mass insertions. The lowest non-vanishing order of this expansion gives an excellent approximation to the full result, given the tight experimental constraints on flavour-changing mass insertions. It is most convenient to work in the super-CKM basis, in which all gauge interactions carry the same flavour dependence as in the SM. In this basis, we define the mass insertions $(\delta_{ij}^d)_{AB}$ as the off-diagonal mass terms connecting down-type squarks of flavour i and j and helicity A and B , divided by the average squark mass (see sec. 1.3).

The constraints on $(\delta_{23}^d)_{AB}$ have been studied in detail in ref. [116] using as experimental input the branching ratios and CP asymmetries of $b \rightarrow s\gamma$ and $b \rightarrow s\ell^+\ell^-$ decays and the first measurement of $B_s - \bar{B}_s$ mixing. We perform the same analysis using the full information encoded in C_{B_s} and ϕ_{B_s} , and the recently computed NLO corrections to the $\Delta B = 2$ SUSY effective Hamiltonian [118]. We refer the reader to ref. [703] for all the details of this analysis.

For definiteness, we present here the results obtained by choosing an average squark mass of 350 GeV, a gluino mass of 350 GeV, $\mu = -350$ GeV and $\tan\beta = 3$. The dependence on μ and on $\tan\beta$ is induced by the presence of a chirality flipping, flavour conserving mass insertion proportional to $\mu \tan\beta$. In Fig. 34, we show the allowed ranges in the $\text{Re}(\delta_{23}^d)_{AB}$ - $\text{Im}(\delta_{23}^d)_{AB}$ planes. The corresponding upper bounds at 95% probability are presented in Table 32.

Table 32: Upper bounds at 95% probability on the mass insertion parameters $|(\delta_{23}^d)_{AB}|$, see the text for details.

$ (\delta_{23}^d)_{LL} $	$ (\delta_{23}^d)_{RR} $	$ (\delta_{23}^d)_{LL=RR} $	$ (\delta_{23}^d)_{LR,RL} $
$2 \cdot 10^{-1}$	$7 \cdot 10^{-1}$	$5 \cdot 10^{-2}$	$5 \cdot 10^{-3}$

One finds that the constraints on $(\delta_{23}^d)_{LL}$ and $(\delta_{23}^d)_{LL} = (\delta_{23}^d)_{RR}$ come from the interplay of $B_s - \bar{B}_s$ mixing with $b \rightarrow s$ decays. $(\delta_{23}^d)_{RR}$ is dominated by the information on $B_s - \bar{B}_s$ mixing, while $(\delta_{23}^d)_{LR}$ and $(\delta_{23}^d)_{RL}$ are dominated by $\Delta B = 1$ processes.

3.6.5 $B_s - \bar{B}_s$ in SUSY with minimal flavour violation

As a second model-specific case for meson mixing we mention that of SUSY with Minimal Flavour Violation (MFV). The MFV scenario is defined, in general, within the effective field theory approach of ref. [10]. In the specific case of SUSY, the soft squark mass terms, parametrised in the previous section in terms of mass insertions, are expanded in terms of the SM Yukawa couplings [10, 38] and the relevant parameters become the expansion coefficients. A detailed meson mixing study within this approach has been performed in ref. [42] and for low $\tan\beta$ shows that: (i) NP contributions are *naturally* small, for ΔM_s of the order of $1/\text{ps}$; (ii) such contributions are always positive; (iii) if μ is not small, gluino contributions enhance (even for low $\tan\beta$) scalar operators, which then spoil the phenomenological picture of (V-A) \times (V-A) dominated MFV [12]. In particular item (i) emphasises the importance of precision determinations for lattice parameters like ξ , if NP is of minimal flavour violating nature.

3.6.6 Present experimental situation

New information concerning the B_s mixing parameters became available during the workshop *Flavour in the Era of the LHC*. The highlight was the measurement of Δm_s by DØ and CDF. The DØ experiment used the semileptonic $B_s \rightarrow D_s \mu \nu X$ decays with $D_s \rightarrow \phi \pi$, and determined a 90% confidence range for Δm_s : $17 < \Delta m_s < 21 \text{ ps}^{-1}$. The initial CDF result yielded a 3σ observation of $B_s - \bar{B}_s$ mixing by making use of semileptonic and hadronic decay modes [664]. Shortly after CDF published an improved analysis [126]. In this analysis the signal yield was increased by improving the particle identification and by using a neural network for the event selection, which allows the use of additional decay modes. Moreover the flavour tagging was improved by adding an opposite-side flavour tag based on the charge

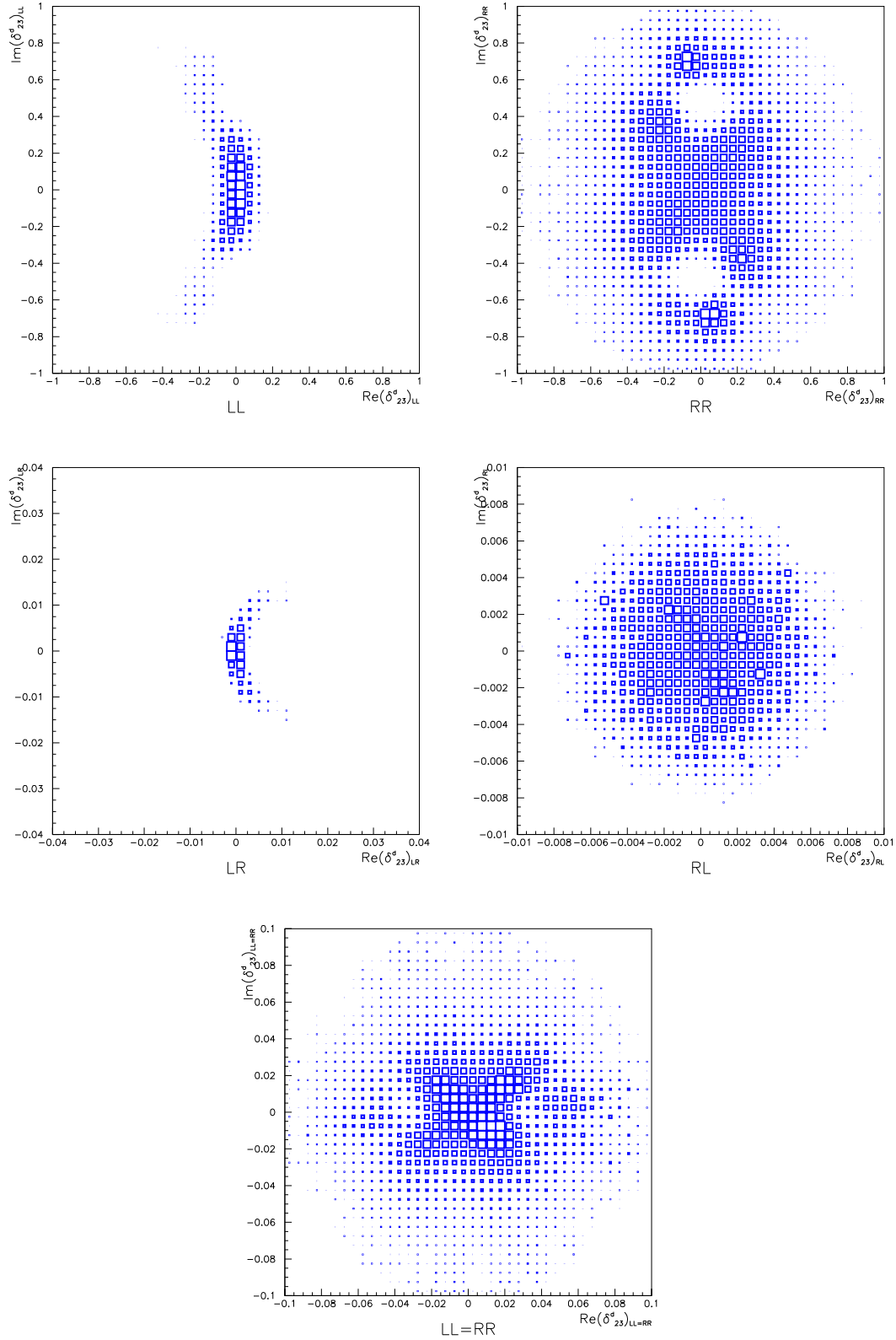


Fig. 34: Allowed range in the $\text{Re}(\delta_{23}^d)_{AB}$ - $\text{Im}(\delta_{23}^d)_{AB}$ plane, with $AB = LL$ (top left), $AB = RR$ (top right), $AB = LR$ (middle left), $AB = RL$ (middle right) and $AB = LL$ with $(\delta_{23}^d)_{LL} = (\delta_{23}^d)_{RR}$ (bottom).

of the kaons, and by the use of a neural network for the combination of the kaon, lepton and jet-charge tags. The result for Δm_s equals

$$\Delta m_s = 17.77 \pm 0.010 \pm 0.07 \text{ ps}^{-1}. \quad (149)$$

The probability that a statistical fluctuation would produce this signal is 8×10^{-8} ($> 5\sigma$ evidence). This value for Δm_s is consistent with the SM expectation, see eq. (145). The ratio $|V_{td}/V_{ts}|$ was determined by CDF as well [126], and equals $0.2060 \pm 0.0007(\Delta m_s)_{-0.0060}^{+0.0081}(\Delta m_d + \text{theory})$.

Also information on the B_s mixing phase became available [663]. The DØ experiment performed two independent measurements of A_{SL}^s , defined in (142), using the same sign dimuon pairs [656] and time-integrated semileptonic decays $B_s \rightarrow \mu\nu D_s$ with $D_s \rightarrow \phi\pi$ [655].

The same sign dimuon asymmetry in B decays at Tevatron can be expressed as [665]:

$$A_{SL} = \frac{N(b\bar{b} \rightarrow \mu^+\mu^+X) - N(b\bar{b} \rightarrow \mu^-\mu^-X)}{N(b\bar{b} \rightarrow \mu^+\mu^+X) + N(b\bar{b} \rightarrow \mu^-\mu^-X)} = \frac{f_d Z_d A_{SL}^d + f_s Z_s A_{SL}^s}{f_d Z_d + f_s Z_s}, \quad (150)$$

$$Z_q = \frac{1}{1 - y_q^2} - \frac{1}{1 + x_q^2}, \quad x_q = \Delta M_q / \Gamma_q, \quad y_q = \Delta \Gamma_q / (2\Gamma_q).$$

Here $f_d = 0.398 \pm 0.012$ and $f_s = 0.103 \pm 0.014$ are the B_d and B_s fragmentation fractions. The measured asymmetry A_{SL} was presented by DØ in Ref. [656]:

$$A_{SL}(\text{DØ}) = A_{SL}^d + \frac{f_s Z_s}{f_d Z_d} A_{SL}^s = -0.0092 \pm 0.0044(\text{stat.}) \pm 0.0032(\text{syst.}). \quad (151)$$

Measurements of A_{SL}^d were performed by the b factories. The average value of A_{SL}^d is [665]:

$$A_{SL}^d = +0.0011 \pm 0.0055. \quad (152)$$

This leads to the value of A_{SL}^s from the same sign dimuon asymmetry:

$$A_{SL}^s = -0.0064 \pm 0.0101. \quad (153)$$

Recently DØ has also presented a time-integrated direct measurement of ASL^s using semileptonic $B_s \rightarrow D^\pm \mu^\mp \nu_\mu$ decays [655]. They measure:

$$A_{SL}^s = +0.0245 \pm 0.0193(\text{stat.}) \pm 0.0035(\text{syst.}). \quad (154)$$

These two measurements of A_{SL}^s are independent and their combination gives the charge asymmetry in semileptonic B_s decays: $A_{SL}^s = 0.0001 \pm 0.0090$ [666]. The analysis of the time-dependent angular distributions in $B_s \rightarrow J/\psi\phi$ decays yields both the decay width difference $\Delta\Gamma_s$ and CP violating phase ϕ_s [663]:

$$\Delta\Gamma_s = 0.17 \pm 0.09 \pm 0.03 \text{ ps}^{-1},$$

$$\phi_s = -0.79 \pm 0.56 \pm 0.01. \quad (155)$$

Combining the results for A_{SL}^s , $\Delta\Gamma_s$, ϕ_s and using the CDF result on the mass difference Δm_s [126] gives an improved estimate for ϕ_s and $\Delta\Gamma_s$ [666]:

$$\Delta\Gamma_s = 0.13 \pm 0.09 \text{ ps}^{-1},$$

$$\phi_s = -0.70_{-0.39}^{+0.47}. \quad (156)$$

Also new results have been released recently concerning the B_s lifetime and $\Delta\Gamma_s$. At DØ the B_s lifetime for $B_s \rightarrow D_s \mu \nu X$ was measured to be $1.398 \pm 0.044(\text{stat})_{-0.025}^{+0.028}(\text{sys}) \text{ ps}^{-1}$ [661]. The average B_s lifetime equals $1.466 \pm 0.059 \text{ ps}^{-1}$ [119]. CDF published the measurement of $\Delta\Gamma_s = 0.47_{-0.24}^{+0.19}(\text{stat}) \pm 0.01(\text{sys}) \text{ ps}^{-1}$ [662].

In the near future the LHC experiments LHCb, ATLAS and CMS will start to provide information on $B_s - \bar{B}_s$ mixing. In the following sections the sensitivity of LHCb to the B_s mixing parameters Δm_s , $\Delta\Gamma_s$, ϕ_s and A_{SL} and the prospects for CMS will be discussed.

3.6.7 LHCb

The LHCb experiment is designed as a single-arm forward spectrometer to study b decays and CP violation. Its main characteristics are precise vertexing, efficient tracking and good particle identification. The high-precision measurements at LHCb will enable further tests of the CKM picture, and probe physics beyond the SM. This is in particular true for the measurement of $B_s - \bar{B}_s$ mixing parameters such as Δm_s , $\Delta\Gamma_s$, ϕ_s and A_{SL} .

LHCb will run at a nominal luminosity of $\mathcal{L} = 2 \times 10^{32} \text{ cm}^{-2}\text{s}^{-1}$. Assuming a $b\bar{b}$ production cross-section of $\sigma_{b\bar{b}} = 500 \mu\text{b}$, this will correspond to an integrated luminosity of 2 fb^{-1} per nominal year of 10^7 s of data taking. All event yields quoted below are for 2 fb^{-1} . They have been obtained from a full Monte Carlo (MC) simulation of the experiment, which included the following: pileup generation, particle tracking through the detector material, detailed detector response (including timing effects such as spillover), full trigger simulation, offline reconstruction with full pattern recognition, and selection cuts. High-statistics samples of signal events have been produced for a detailed study of resolutions and efficiencies. Combinatorial background has been studied using a sample of $\sim 27\text{M}$ inclusive $b\bar{b}$ events corresponding to about 10 minutes of data taking, while identified physics background sources have been studied with large specific background samples.

3.6.7.1 Sensitivity to Δm_s from $B_s \rightarrow D_s\pi$

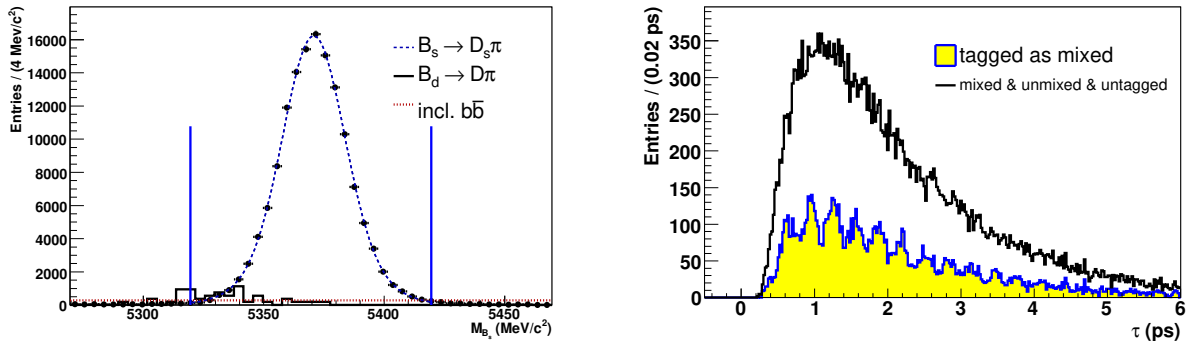


Fig. 35: Left: Reconstructed $B_s \rightarrow D_s\pi$ mass distribution from full MC simulation, after trigger and all selection cuts [667]. The points with error bars represent the signal (on an arbitrary vertical scale). The histogram represents the $B \rightarrow D\pi$ background and the dotted flat line represents the upper limit of the combinatorial background from $b\bar{b}$ events, normalised to the signal. Right: Reconstructed $B_s \rightarrow D_s\pi$ proper time distribution from full MC simulation of the signal, corresponding to an integrated luminosity of 0.5 fb^{-1} [667]. The lower histogram represents the events tagged as mixed. The background is not shown.

The mass difference Δm_s between the mass eigenstates of the $B_s - \bar{B}_s$ system is best measured as the frequency of the oscillatory behaviour of the proper time distribution of flavour-tagged B_s mesons decaying to a flavour-specific final state. The best channel for this at LHCb is $B_s \rightarrow D_s\pi$, with the subsequent D_s^+ decay to $K^+K^-\pi^+$, because of its easy topology with four charged tracks and its relatively large branching fraction of $B(B_s \rightarrow D_s\pi) \times B(D_s^+ \rightarrow K^+K^-\pi^+) = (1.77 \pm 0.48) \times 10^{-4}$ [667]. Such decays can be detected, triggered, reconstructed and selected with a final mass resolution of $\sim 14 \text{ MeV}/c^2$ (see Fig. 35 left) and a total efficiency of about 0.4%, leading to a yield of $(140\text{k} \pm 40\text{k})$ events in 2 fb^{-1} . After the trigger and selection, the combinatorial background is expected to be dominated by $b\bar{b}$ events, and has been estimated to be less than 5% of the signal at 90% CL, in a $\pm 50 \text{ MeV}/c^2$ mass window around the signal. Using the same sample of simulated $b\bar{b}$ events, the background from partially reconstructed b -hadron decays in the same mass window has been estimated to be less than 40% at 90% CL. This includes partially reconstructed Λ_b and B_d decays. A dedicated study showed that

the background from $B \rightarrow D^- \pi^+$ decays (where one of the charged pions from the D decay could be misidentified as a kaon) is approximately 5% of the signal.

The proper time resolution, obtained on an event-by-event basis from the estimated tracking errors, typically varies between 15 fs and 80 fs with an average value of ~ 40 fs (dedicated studies are being done at LHCb to model the proper time resolution [668] and to verify the estimated tracking errors [669] with data). A flavour tagging power of ϵD^2 of at least 9% is achieved on the MC signal, combining several tags in a neural network: a muon or electron from the $b \rightarrow \ell$ decay of the other b -hadron, a charged kaon from the $b \rightarrow c \rightarrow s$ decay of the other b -hadron, the vertex charge of the other b -hadron, and a charged kaon accompanying the signal B_s in the fragmentation chain [670].

The statistical uncertainty on the measurement of Δm_s using an integrated luminosity of 2 fb^{-1} is expected to be $\pm 0.007 \text{ ps}^{-1}$ [650]. It will be dominated by systematic uncertainties related to the determination of the proper time scale. Figure 35 (right) shows the proper time distribution from which such a measurement could be extracted.

The $B_s \rightarrow D_s \pi$ sample will play a crucial role as a control sample in all time-dependent B_s analyses; indeed it can be used to measure directly the dilution (due to flavour tagging and proper time resolution) on the $\sin(\Delta m_s t)$ and $\cos(\Delta m_s t)$ terms in time-dependent CP asymmetries. It will also be used as a normalisation channel for many measurements of B_s branching fractions. More details on the selection of $B_s \rightarrow D_s \pi$ events can be found in Ref. [667].

3.6.7.2 Sensitivity to ϕ_s and $\Delta\Gamma_s$ from exclusive $\bar{b} \rightarrow \bar{c}c\bar{s}$ decays

The $B_s - \bar{B}_s$ mixing phase ϕ_s can be measured from the flavour-tagged B_s decays to CP eigenstates involving the $\bar{b} \rightarrow \bar{c}c\bar{s}$ quark-level transition. The best mode for this at LHCb is $B_s \rightarrow J/\psi \phi$. However, in this case, the vector nature of the two particles in the final state causes their relative angular momentum to take more than one value, resulting in a mixture of CP-even and CP-odd contributions. An angular analysis is therefore required to separate them on a statistical basis. This can be achieved with a simultaneous fit to the measured proper time and so-called transversity angle of the reconstructed decays. Such a fit is sensitive also to $\Delta\Gamma_s$ because of the presence of the two CP components.

The sensitivity to ϕ_s has been studied so far with the following modes:

- $B_s \rightarrow J/\psi(\mu^+ \mu^-) \phi(K^+ K^-)$ [671, 672]
- $B_s \rightarrow \eta_c(\pi^+ \pi^- \pi^+ \pi^-, \pi^+ \pi^- K^+ K^-, K^+ K^- K^+ K^-) \phi(K^+ K^-)$ [671, 672]
- $B_s \rightarrow J/\psi(\mu^+ \mu^-) \eta(\gamma\gamma, \pi^+ \pi^- \pi^0)$ [671, 672]
- $B_s \rightarrow J/\psi(\mu^+ \mu^-) \eta'(\eta(\gamma\gamma) \pi^+ \pi^-, \rho(\pi^+ \pi^-) \gamma)$ [673, 674]
- $B_s \rightarrow D_s^+(K^+ K^- \pi^+) D_s^-(K^+ K^- \pi^-)$ [671, 672]

The results are summarised in Table 33. For each signal event in the full simulation the proper time and its error are estimated using a least-squares fit. The distributions of the proper time errors (scaled with the sigma of their pull distribution) are shown in Fig. 36. Most channels have a proper time resolution below 40 fs. A good proper time resolution is important for resolving the fast $B_s - \bar{B}_s$ oscillations.

The sensitivities to the $B_s - \bar{B}_s$ mixing parameters are determined by means of fast parameterised simulations, with the results of Table 33 as inputs. A large number of experiments are generated assuming the following set of parameters: $\Delta m_s = 17.5 \text{ ps}^{-1}$, $\phi_s = -0.04 \text{ rad}$, $\Delta\Gamma_s/\Gamma_s = 0.15$, $1/\Gamma_s = 1.45 \text{ ps}$, and a fraction of CP-odd component of $R_T = 0.2$ (for $B_s \rightarrow J/\psi \phi$). The different parameters are extracted by performing a likelihood fit to the mass, proper time, and transversity angle (for $B_s \rightarrow J/\psi \phi$) distributions, including a background contribution. The $\bar{b} \rightarrow \bar{c}c\bar{s}$ likelihood is simultaneously maximised with a similar likelihood for the $B_s \rightarrow D_s \pi$ control sample such as to constrain Δm_s and the mistag fraction from the data. The background properties are determined from the B_s mass sidebands.

Table 33: Characteristics of different exclusive $\bar{b} \rightarrow \bar{c}c\bar{s}$ modes for the measurement of ϕ_s . The first 6 columns of numbers are obtained from the full MC simulation. They represent the expected number of triggered, reconstructed and selected signal events with an integrated luminosity of 2 fb^{-1} (before tagging), the background-over-signal ratio determined mainly from inclusive $b\bar{b}$ events, the B_s mass resolution, the average value of the estimated event-by-event B_s proper time error scaled by the width of its pull distribution, the flavour tagging efficiency, and the mistag probability. These parameters have been used as input to a fast MC simulation to obtain the sensitivity on ϕ_s given in the last column. The last line describes the control channel (see text).

Channel	2 fb^{-1} yield	B/S	σ_{mass} [MeV/c ²]	σ_{time} [fs]	ϵ_{tag} [%]	ω_{tag} [%]	$\sigma(\phi_s)$ [rad]
$B_s \rightarrow J/\psi\phi$	131k	0.12	14	36	57	33	0.023
$B_s \rightarrow \eta_c\phi$	3k	0.6	12	30	66	31	0.108
$B_s \rightarrow J/\psi\eta(\gamma\gamma)$	8.5k	2.0	34	37	63	35	0.109
$B_s \rightarrow J/\psi\eta(\pi^+\pi^-\pi^0)$	3k	3.0	20	34	62	30	0.142
$B_s \rightarrow J/\psi\eta'(\eta\pi^+\pi^-)$	2.2k	1.0	19	34	64	31	0.154
$B_s \rightarrow J/\psi\eta'(\rho\gamma)$	4.2k	0.4	14	29	64	31	0.080
$B_s \rightarrow D_s D_s$	4k	0.3	6	56	57	34	0.133
$B_s \rightarrow D_s\pi$	140k	0.4	14	40	63	31	—

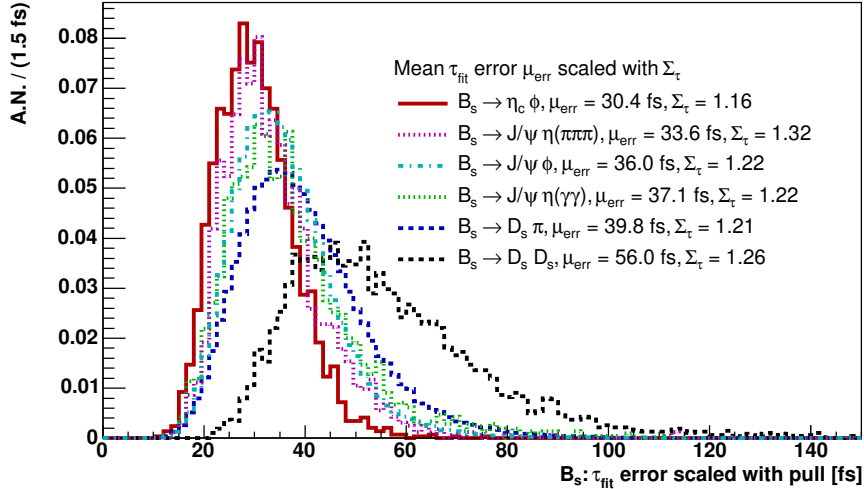


Fig. 36: Distribution of the event-by-event proper time resolution [fs] for different B_s channels, as obtained from the full MC simulation. The normalisation is arbitrary.

The physics parameters, extracted in the signal region with all other parameters fixed, are ϕ_s , Δm_s , $\Delta\Gamma_s/\Gamma_s$, $1/\Gamma_s$, ω_{tag} , and R_T (for $B_s \rightarrow J/\psi\phi$).

The sensitivities to ϕ_s for the different channels, obtained as the rms of the distribution of the fit results, are given in the last column of Table 33. They gently decrease with increasing $|\phi_s|$, and do not depend much on $\Delta\Gamma_s/\Gamma_s$. For instance, the statistical uncertainty on ϕ_s for $\phi_s = -0.2$ rad is ± 0.026 rad from $B_s \rightarrow J/\psi\phi$ alone, with 2 fb^{-1} [671]. The best performance is achieved with the $B_s \rightarrow J/\psi\phi$ sample, which also yields a statistical precision of ± 0.0092 on $\Delta\Gamma_s/\Gamma_s$ (2 fb^{-1}). The ϕ_s sensitivities obtained from the other modes (which are pure CP-eigenstates) are not as good, but still interesting. Combining all modes, a statistical uncertainty $\sigma(\phi_s) = \pm 0.0092$ rad is expected after 10 fb^{-1} .

LHCb has the potential to perform the first significant measurement of ϕ_s , test the consistency with the SM expectations, and possibly uncover New Physics that may be hiding in $B_s - \bar{B}_s$ mixing.

3.6.7.3 Sensitivity to A_{SL}^s from $B_s \rightarrow D_s \mu \nu X$ and $B_s \rightarrow D_s \pi$

The CP-violating charge asymmetry A_{SL}^s is an important parameter to constrain new physics contributions in B_s mixing, see Section 3.6.3. A_{SL}^s is accessible by measuring the charge asymmetry of the time-integrated rates of untagged B_s decays to flavour-specific final states such as $D_s^- \mu^+ \nu X$ or $D_s^- \pi^+$ [675]. In LHCb the asymmetry A_{SL}^s is measured by fitting the time-dependent decay rates. This method allows a determination of A_{SL}^s also for a non-zero production asymmetry of B_s and \bar{B}_s mesons which, at the LHC, is expected to be of $\mathcal{O}(1\%)$. Based on a large sample of fully simulated inclusive $b\bar{b}$ events and a dedicated signal sample, LHCb estimates a signal yield of 1M $B_s \rightarrow D_s \mu \nu X$ events in 2 fb^{-1} of data, with a B/S ratio of about 0.36 [676]. This leads to a statistical precision of ± 0.002 on A_{SL}^s [677]. A similar analysis based on 140k $B_s \rightarrow D_s \pi$ events is expected to reach a precision of ± 0.005 with the same integrated luminosity of 2 fb^{-1} [677]. Systematic uncertainties are expected to be dominated by the detector charge asymmetry, which needs to be determined separately. A method is proposed to control the detector charge asymmetry by measuring the difference $A_{SL}^s - A_{SL}^d$ using B_s and B_d decays to the same final state, e.g. $B_s \rightarrow D_s^- \mu^+ \nu X$ and $B_d \rightarrow D^- \mu^+ \nu X$, where $D_s^- \rightarrow K^+ K^- \pi^-$ and $D^- \rightarrow K^+ K^- \pi^-$.

3.6.7.4 Correcting for trigger biases in lifetime fitting at LHCb

Lifetime measurements at LHCb will help for the detector calibration and provide tests of theoretical predictions based on the heavy-quark expansion. In order to exploit the full range of decays available at LHCb, it is important to have a method for fitting lifetimes in hadronic channels, which are biased by the impact parameter cuts in the trigger. We have investigated a Monte-Carlo independent method to take into account the trigger effects. The method is based on calculating event-by-event acceptance functions from the decay geometry and does not require any external input. Current results with the method are given in [678]. The method is described, for the case of two-body decays, in [679].

The decay $B_d \rightarrow D^- \pi^+$ has an expected yield of 1.34M events per 2 fb^{-1} . The S/B ratio is expected to be around 5 [652]. Fitting the B_d lifetime with 60k toy Monte Carlo signal events achieves a statistical precision of 0.007 ps, while fitting to 60k signal and 15k background events achieves a precision of 0.009 ps (the current world average is 1.530 ± 0.009 ps [119]). A similar result is seen in data generated with the full LHCb detector simulation [678]. Therefore, although the systematic errors associated with this method are unknown at the moment, we can expect a very good measurement of the B_d lifetime using the decay $B_d \rightarrow D^- \pi^+$.

3.6.8 CMS

3.6.8.1 Sensitivity to $\Delta\Gamma_s$

Also at CMS the decay $B_s \rightarrow J/\psi \phi \rightarrow \mu^+ \mu^- K^+ K^-$ is being studied [680]. Several important background processes have been identified. The prompt J/ψ production is the main source of background at trigger level, since it represents a dominant contribution to the Level-1 dimuon trigger rate. For the offline selection, the main background is the inclusive decay $b \rightarrow J/\psi X$. The decay $B_d \rightarrow J/\psi K^{*0} \rightarrow \mu^+ \mu^- K^+ \pi^-$ is of particular concern, since the pion can be mistaken to be a kaon, and hence the decay be misidentified as $B_s \rightarrow J/\psi \phi$. Furthermore, the final state of this B_d decay also displays a time-dependent angular distribution similar to that of the B_s decay under study, with different physical parameters. The B_s decay chain is selected at Level-1 by the dimuon trigger. The latter demands two muons with a transverse momentum above $3 \text{ GeV}/c$, and the additional requirement that these muons have opposite charge can be used.

In the HLT [681], b candidates are identified by doing a partial reconstruction of the decay products

in the tracker in restricted tracking regions and imposing invariant mass and vertex requirements [682].

The HLT selection of the decay $B_s \rightarrow J/\psi \phi$ has been separated in two steps. In the first, called Level 2, J/ψ candidates with a displaced vertex are identified. Tracks are then reconstructed in the tracking regions defined by the Level 1 muon candidates, and all track pairs of opposite charge for which the invariant mass is within $150 \text{ MeV}/c^2$ of the world-average J/ψ mass are retained. To remove the prompt J/ψ background, the two muon candidates are then fitted to a common decay vertex and the significance of the transverse decay length is required to be above 3. With this selection, the accepted rate is reduced to approximately 15 Hz, with 80% of the J/ψ originating in the decay of b hadrons.

Next, at Level 3, a further reduction is achieved by doing a full reconstruction of the B_s decay. To reconstruct the kaons, the tracking region is chosen around the direction of each J/ψ candidate. Assigning the kaon mass to the reconstructed tracks, all oppositely charged track pairs for which the invariant mass is within $20 \text{ MeV}/c^2$ of the world-average mass of the ϕ meson are retained, for a resolution in the invariant mass of the ϕ meson of $4.5 \text{ MeV}/c^2$. With the two muon candidates, the four-track invariant mass is required to be within $200 \text{ MeV}/c^2$ of the world-average mass of the B_s meson. The resolution in the invariant mass of the B_s meson is found to be $65 \text{ MeV}/c^2$. Here as well, a vertex fit of the four tracks is performed, imposing a similar requirement as above. The total rate for this selection is well below 0.1 Hz, and a yield of approximately 456000 signal events can be expected within 30 fb^{-1} of data.

In the offline selection, candidates are reconstructed by combining two muons of opposite charge with two further tracks of opposite charge. As CMS does not possess a particle identification system suitable for this measurement, all measured tracks have to be considered as possible kaon candidates, which adds a substantial combinatorial background. A kinematic fit is made, where the four tracks are constrained to come from a common vertex and the invariant mass of the two muons is constrained to be equal to the mass of the J/ψ . With this fit, a resolution on the invariant mass of the B_s meson of $14 \text{ MeV}/c^2$ is found. The invariant mass of the two kaons is required to be within $8 \text{ MeV}/c^2$ of the world-average mass of the ϕ meson.

With this selection, a yield of approximately 327 000 signal events can be expected within 30 fb^{-1} of data, with a background of 39 000 events. These do not include a requirement on the four-track invariant mass of the candidates, since the sidebands could be used later in the analysis. However, only a small fraction of these events are directly under the B_s peak, and even a simple cut will reduce the number of background events by a significant factor.

The measurement of the width difference $\Delta\Gamma_s$ can now be done on this sample of untagged B_s candidates. As mentioned earlier, the $J/\psi \phi$ final state is an admixture of CP-even and CP-odd states, and an angular analysis is required [683]. As the CP-even and CP-odd components have different angular dependences and different time evolutions, the different parameters can be measured by performing an unbinned maximum likelihood fit on the observed time evolution of the angular distribution. In the absence of background and without distortion, the p.d.f. describing the data would be the original differential decay rate. The distortion of this distribution by the detector acceptance, trigger efficiency and the different selection criteria must be taken into account by an efficiency function modelling the effect of the decay length requirements and the distortion of the angular distribution.

A sample corresponding to an integrated luminosity of 1.3 fb^{-1} was considered, which allows us to have a realistic ratio of misidentified $B_d \rightarrow J/\psi K^*$ and signal events. With the low number of background events that remain after all selection requirements, an accurate modelling of the background is not possible, neither of its angular distribution nor of its time-dependent efficiency. Therefore the background events are simply added to the data set and their expected distribution is not included in the p.d.f. used in the fit. The p.d.f. then simply describes the B_s distribution. With such a fit, in which the invariant mass of the candidates is not taken into account, a restriction on the invariant mass of the candidates should obviously be made. Choosing a window of $\pm 36 \text{ MeV}/c^2$ around the world-average B_s mass reduces the number of B_d background events by another 59%, while reducing the number of

signal candidates by only 2.9%. The result of the fit is given in Table 34, where both the statistical and expected systematic uncertainties are quoted. A first measurement of the width difference of the weak eigenstates could thus be made with an uncertainty of 20%. On a larger sample, corresponding to an integrated luminosity of 10 fb^{-1} , it is foreseen that the statistical uncertainty would be reduced to 0.011.

Table 34: Results of the maximum likelihood fit for an integrated luminosity of 1.3 fb^{-1} (signal and background).

Parameter	Input value	Result	Stat. error	Sys. error	Total error	Rel. error
$ A_0(0) ^2$	0.57	0.5823	0.0061	0.0152	0.0163	2.8%
$ A_{ }(0) ^2$	0.217	0.2130	0.0077	0.0063	0.0099	4.6%
$ A_{\perp}(0) ^2$	0.213	0.2047	0.0065	0.0099	0.0118	5.8%
$\bar{\Gamma}_s$	0.712 ps^{-1}	0.7060 ps^{-1}	0.0080 ps^{-1}	0.0227 ps^{-1}	0.0240 ps^{-1}	3.4%
$\Delta\Gamma_s$	0.142 ps^{-1}	0.1437 ps^{-1}	0.0255 ps^{-1}	0.0113 ps^{-1}	0.0279 ps^{-1}	19%
$\Delta\Gamma_s/\Gamma_s$	0.2	0.2036	0.0374	0.0173	0.0412	20%

3.6.8.2 Missing particles in the reconstruction

The best way to study the $B_s - \bar{B}_s$ oscillations is to have a fully reconstructed final state of the B_s decay. The disadvantage of such decay channels is the limited statistics. Much more signal events can be collected in semileptonic decays as $B_s \rightarrow D_s^- \ell^+ \nu$. Due to the missing neutrino in this decay the B_s momentum, and hence the proper-time resolution for the B_s , is less precise than in the fully reconstructed case, even if a correction (k -factor) is applied. However, recently a new method (ν -reco) has been proposed [684], which allows us to calculate the neutrino momentum with the help of vertex information.

In order to verify the ν -reco method a MC simulation has been developed to study $B_s - \bar{B}_s$ mixing in the semileptonic decay mode. Kinematical cuts, track parameters and vertex positions (primary and secondary) have been simulated according to typical hadron collider detector conditions [658, 661, 685, 686]. The proper time resolution obtained is $\sigma = 132 \text{ fs}$ with the k -factor method and $\sigma = 91 \text{ fs}$ with the ν -reco method.

3.7 Hadronic $b \rightarrow s$ and $b \rightarrow d$ transitions

Flavour-changing neutral current processes can occur only at the loop level in the Standard Model and therefore are potentially sensitive to new virtual particles. In particular, hadronic FCNC B decays are sensitive to new physics contributions to penguin operators. Among these decays, the penguin-dominated $b \rightarrow s\bar{q}q$ transitions are the most promising [704–706]. However, an accurate evaluation of the Standard Model amplitudes is required in order to disentangle new physics contributions. Unfortunately hadronic uncertainties hinder a pristine calculation of the decay amplitudes. In this chapter, various theoretical approaches to the calculation of the hadronic uncertainties are discussed. In addition, the present experimental status is presented together with prospects at B -factories and LHCb.

3.7.1 Theoretical estimates of ΔS with factorization

In the following we quantify $\Delta S_f \equiv -\eta_f S_f - \sin(2\beta)$, where S_f is the sin-term of the time-dependent CP asymmetry, based on QCD factorization [214, 215] calculations of the $B \rightarrow f$ decay amplitudes. We may write the decay amplitude as

$$A(\bar{B} \rightarrow f) = V_{cb}V_{cs}^* a_f^c + V_{ub}V_{us}^* a_f^u \propto 1 + e^{-i\gamma} d_f, \quad (157)$$

where $d_f = \epsilon_{\text{KM}} a_f^u/a_f^c \equiv \epsilon_{\text{KM}} \hat{d}_f$ and $\epsilon_{\text{KM}} = |V_{ub}V_{us}^*/(V_{cb}V_{cs}^*)| \sim 0.025$. The expectation that ΔS_f is small derives from the CKM suppression ϵ_{KM} and the expectation that the ratio of hadronic amplitudes, \hat{d}_f , is not much larger than 1. Then

$$\Delta S_f = 2 \epsilon_{\text{KM}} \text{Re}(\hat{d}_f) \cos(2\beta) \sin \gamma + O(d_f^2). \quad (158)$$

QCD factorization calculations of ΔS_f for various final states have been performed at leading order [707] and next-to-leading order [239, 708, 709]. Other factorization-inspired calculations can be found in [240, 710]. The results are generally in good agreement with each other. The following is primarily an update of [708]. Ref. [709] also discusses an estimate of long-distance rescattering effects. Since the significance of the model underlying this estimate is unclear, these (small) effects will not be included here.

The hadronic amplitudes a_f^p are sums of “topological” amplitudes, referring to colour-allowed tree (T), colour-suppressed tree (C), QCD penguin (P^p), singlet penguin (S^p), electroweak penguin ($P_{\text{EW}}^p, P_{\text{EW},C}^p$) and annihilation contributions. The numerical analysis below takes into account all flavour amplitudes following [239], but it suffices to focus on a few dominant terms to understand the qualitative features of the result. Then, for the various final states, the relevant hadronic amplitude ratio is given by

$$\begin{array}{ll} \pi^0 K_S & \hat{d}_f \sim \frac{[-P^u] + [C]}{[-P^c]} & \rho^0 K_S & \hat{d}_f \sim \frac{[P^u] - [C]}{[P^c]} \\ \eta' K_S & \hat{d}_f \sim \frac{[-P^u] - [C]}{[-P^c]} & \phi K_S & \hat{d}_f \sim \frac{[-P^u]}{[-P^c]} \\ \eta K_S & \hat{d}_f \sim \frac{[P^u] + [C]}{[P^c]} & \omega K_S & \hat{d}_f \sim \frac{[P^u] + [C]}{[P^c]} \end{array} \quad (159)$$

The convention here is that quantities in square brackets have positive real part. (Recall from (158) that ΔS_f mainly requires the real part of \hat{d}_f .) In factorization $\text{Re}[P^u/P^c]$ is near unity, roughly independent of the particular final state, hence ΔS_f receives a nearly universal, small and *positive* contribution of about $2\epsilon_{\text{KM}} \cos(2\beta) \sin \gamma \approx 0.03$. On the contrary the magnitudes and signs of the penguin amplitudes’ real parts can be very different. Hence the influence of the colour-suppressed tree amplitude C

Mode	ΔS_f (Theory)	ΔS_f [Range]	Mode	ΔS_f (Theory)	ΔS_f [Range]
$\pi^0 K_S$	$0.07^{+0.05}_{-0.04}$	[+0.03, 0.13]	$\rho^0 K_S$	$-0.08^{+0.08}_{-0.12}$	[-0.29, 0.01]
$\eta' K_S$	$0.01^{+0.01}_{-0.01}$	[+0.00, 0.03]	ϕK_S	$0.02^{+0.01}_{-0.01}$	[+0.01, 0.05]
ηK_S	$0.10^{+0.11}_{-0.07}$	[-0.76, 0.27]	ωK_S	$0.13^{+0.08}_{-0.08}$	[+0.02, 0.21]

Table 35: Comparison of theoretical and experimental results for ΔS_f .

determines the difference in ΔS_f between the different modes. For $(\pi^0, \eta, \omega)K_S$ the effect of C is constructive, but for $(\rho, \eta')K_S$ it is destructive. However, the magnitude of $\text{Re}[P_c]$ is much larger for $\eta'K_S$ than for ρK_S , hence $\text{Re}(\hat{d}_f)$ remains small and positive for $\eta'K_S$, but becomes negative for ρK_S .

The result of the calculation of ΔS_f is shown in Table 35. The columns labeled “ ΔS_f (Theory)” use the input parameters (CKM parameters, strong coupling, quark masses, form factors, decay constants, moments of light-cone distribution amplitudes) summarized in Table 1 of [239]. The uncertainty estimate is computed by adding in quadrature the individual parameter uncertainties. The result displays the anticipated pattern. The variation of the central value from the nearly universal contribution of approximately ϵ_{KM} is due to $\text{Re}[C/P^c]$, and the error comes primarily from this quantity. It is therefore dominated by the uncertainty in the hard-spectator scattering contribution to C , and the penguin annihilation contribution to P^c . In general one expects the prediction of the asymmetry S_f in factorization to be more accurate than the prediction of the direct CP asymmetry C_f , since S_f is determined by $\text{Re}(a_f^u/a_f^c)$ which is large and calculated at next-to-leading order. The resultant error on ΔS_f is roughly of the size of ΔS_f itself. Quadratic addition of theoretical errors may not always lead to a conservative error estimate. Therefore we also perform a random scan of the allowed theory parameter space, taking the minimal and maximal value of an observable attained in this scan to define its predicted range. In doing so we discard all theoretical parameter sets which give CP-averaged branching fractions not compatible within 3 sigma with the experimental data, that is we require $8.1 < 10^6 \text{Br}(\pi^0 K^0) < 11.8$, $2.5 < 10^6 \text{Br}(\rho^0 K^0) < 8.2$, $5.3 < 10^6 \text{Br}(\phi K^0) < 11.9$, $2.9 < 10^6 \text{Br}(\omega K^0) < 7.5$, $0.2 < 10^6 \text{Br}(\eta K^0) < 2.4$. Note that we do not require the theoretical parameters to reproduce the $\eta' K^0$ branching fraction for reasons explained in [708]. The resulting ranges for ΔS_f from a scan of 200000 theoretical parameter sets are shown in the columns labeled “ ΔS_f [Range]” in Table 35. It is seen that the ranges are not much different from those obtained by adding parameter uncertainties in quadrature – except for the ηK_S final state. For ηK_S large negative values of ΔS_f originate from small regions of the parameter space, where by cancellations the leading penguin amplitude P_c becomes very small. This leads to large amplifications of C/P^c , and hence ΔS_f . Except for the case of ηK_S , these parameter space regions are excluded by the lower limits on the branching fractions.

Factorization-based calculations of two-body final states with scalar mesons and three-body final states are on a less solid footing than the final states discussed above. The following estimates have been obtained for the three-kaon modes [711]

$$\Delta S_{K^+K^-K_S} = 0.06^{+0.08}_{-0.02}, \quad \Delta S_{K_S K_S K_S} = 0.06^{+0.00}_{-0.00}. \quad (160)$$

The quoted error should be regarded with due caution.

In conclusion, QCD calculations of the time-dependent CP asymmetry in hadronic $b \rightarrow s$ transitions yield only small corrections to the expectation $-\eta_f S_f \approx \sin(2\beta)$. With the exception of the $\rho^0 K_S$ final state the correction ΔS_f is positive. The effect and theoretical uncertainty is particularly small for the two final states ϕK_S and $\eta' K_S$ [239]. The final-state dependence of ΔS_f is ascribed to the colour-suppressed tree amplitude. It appears difficult to constrain ΔS_f theory-independently by other

Table 36: Measured CP asymmetries in $B^0 \rightarrow 3P$ decays [493].

Mode	$\sin(2\beta^{\text{eff}})$	C_f
$K_S K_S K_S$ [598, 720]	0.51 ± 0.21	-0.23 ± 0.15
$\pi^0 \pi^0 K_S$ [810]	$-0.84 \pm 0.71 \pm 0.08$	$0.27 \pm 0.52 \pm 0.13$
$K^+ K^- K_{S,L}$ [717, 719]	$0.58 \pm 0.13^{+0.12}_{-0.09}$	0.15 ± 0.09

observables. In particular, the direct CP asymmetries or the charged decays corresponding to $f = MK_S$ probe hadronic quantities other than those relevant to ΔS_f , if these observables take values in the expected range. Here M stands for a charged light meson. Large deviations from expectations such as large direct CP asymmetries would clearly indicate a defect in our understanding of hadronic physics, but even then the quantitative implications for S_f would be unclear. A hadronic interpretation of large ΔS_f would probably involve an unknown long-distance effect that discriminates strongly between the up- and charm-penguin amplitude resulting in an enhancement of the up-penguin amplitude. No model is known that could plausibly produce such an effect.

3.7.2 Theoretical estimates of ΔS from three-body decays

While a possibility of constraining the CKM weak phase from three-body $\Delta S = 1$ B decays has been raised a long time ago [712], a discussion of three-body final states as probes of CKM phase has gained more momentum only recently with the experimental advances. The present experimental situation that includes measurements of time-dependent CP asymmetries in $B^0 \rightarrow K_S K_S K_S$, $B^0 \rightarrow \pi^0 \pi^0 K_S$ and $B^0 \rightarrow K^+ K^- K_{S,L}$ is summarized in Table 36. The quoted CP asymmetries are phase space (dps) integrated quantities with

$$S_f^{3\text{-body}} \equiv (1 - 2f_+) \sin 2\beta^{\text{eff}} = \frac{2\text{Im} \int dps (e^{-2i\beta} A_f \bar{A}_f^*)}{\int dps |A_f|^2 + \int dps |\bar{A}_f|^2}. \quad (161)$$

Here f_+ is the CP-even component fraction, while A_f and \bar{A}_f denote the $A(B^0 \rightarrow f)$ and $A(\bar{B}^0 \rightarrow f)$ amplitudes respectively. While $B^0 \rightarrow K_S K_S K_S$ and $B^0 \rightarrow \pi^0 \pi^0 K_S$ are decays into completely CP even final states [713], the decay $B^0 \rightarrow K^+ K^- K_S$ has both components, but is still mostly CP-even with $f_+ \sim 0.9$. This is obtained either from isospin analysis from $B^+ \rightarrow K_S K_S K_S$ decay assuming penguin dominance [714–718], or directly from angular analysis [719], in agreement with each other.

A $\Delta S = 1$ B decay amplitude can be in general decomposed in terms of "tree" ($\sim V_{ub}^* V_{us}$) and "penguin" ($\sim V_{cb}^* V_{cs}$) contributions as shown in Eq. 157 for the case of two-body \bar{B} decays. An expression analogous to Eq. 158 holds for ΔS_f , here given by

$$\Delta S_f = \sin 2\beta^{\text{eff}} - \sin 2\beta = 2 \cos 2\beta \sin \gamma \text{Re}(\xi_f), \quad (162)$$

where $\sin 2\beta^{\text{eff}}$ is defined in eq. 161 and the ratio

$$\xi_f \equiv \frac{V_{ub}^* V_{us}}{V_{cb}^* V_{cs}} \frac{\int dps T_f^* P_f}{\int dps P_f^* P_f}, \quad (163)$$

suitably averaged over the final phase space, replaces the ratio d_f defined in the previous section for two-body decays. In addition, the direct CP asymmetries are given by

$$C_f = -2 \sin \gamma \text{Im}(\xi_f). \quad (164)$$

The difference ΔS_f was analysed using SU(3) flavor symmetries [714, 721, 722] and was calculated in a model-dependent way in Ref [711]. The approach is based on flavor SU(3) and exploits

the fact that the related $\Delta S = 0$ final states, f' , are more sensitive to the "tree" amplitudes which are CKM enhanced when compared to the $\Delta S = 1$ amplitudes, (because $V_{us} < V_{ud}$). However, "penguin" amplitudes are CKM suppressed (because $V_{cs} \rightarrow V_{cd}$). This then leads to a bound on ξ_f of the form

$$\xi_f < \lambda \sum_{f'} a_{f'} \sqrt{\frac{Br(f')}{Br(f)}}, \quad (165)$$

where $\lambda = 0.22$, $a_{f'}$ are the coefficients arising from $SU(3)$ Clebsch-Gordan coefficients, and the sum is over $\Delta S = 0$ final states f' . The bounds are better if less modes enter the sum, which can be achieved through a dynamical assumption of small annihilation-like amplitudes. This then gives

$$\xi_{K+K-K^0} < 1.02 \text{ [721]}, \quad \xi_{K_S K_S K_S} < 0.31 \text{ [722]}, \quad (166)$$

with bounds for a number of other modes listed in [721]. These are only very conservative upper bounds not at all indicative of the expected size $\xi_f \sim \lambda^2 T_f / P_f$. One also expects $\xi_{K+K-K^0} < \xi_{K_S K_S K_S}$, since in the latter case all the tree operator contributions are OZI suppressed as the final state does not contain valence u -quarks. This expectation was confirmed by a model-dependent calculation that combined QCD factorization with heavy-meson chiral perturbation theory [711]. This approach is valid only in a region of phase space where one of the light mesons is slow and the other two are very energetic, while for the remaining phase space a model for the form factors was used. Ref. [711] then obtains

$$\Delta S_{K_S K_S K_S} = 0.02, \quad \Delta S_{K+K-K_S} \lesssim O(0.1). \quad (167)$$

An argument exists that the latter could be smaller [723], but one should also keep in mind the comment at the end of the previous section.

A different use of three-body final states is provided by the time-dependent Dalitz plot analysis with a fit to quasi-two body resonant modes. Interferences between resonances then fix relative strong phases giving additional experimental information. In this way BaBar was able to resolve the $\beta \rightarrow \pi/2 - \beta$ discrete ambiguity using a $B^0 \rightarrow K^+ K^- K_{S,L}$ Dalitz plot analysis [724]. The interference of CP-even and CP-odd contributions leads to a $\cos 2\beta^{\text{eff}}$ term (with $\beta^{\text{eff}} \rightarrow \beta$ in the limit of no tree pollution). Another example is measuring phases of $\Delta I = 1$ amplitudes of $B \rightarrow (K^* \pi)_{I=1/2,3/2}$, $B_s \rightarrow (K^* \bar{K})_{I=1}$ and $B_s \rightarrow (\bar{K}^* K)_{I=1}$ from resonance interferences in $B \rightarrow K \pi \pi$ and $B_s \rightarrow K \bar{K} \pi$. This then gives information on CKM parameters complementary to other methods [725–727]. Using $SU(3)$ hadronic uncertainties due to electroweak penguin operators O_9 and O_{10} were shown to be very small in $B \rightarrow K \pi \pi$ and $B_s \rightarrow K \pi \pi$ and somewhat larger in $B_s \rightarrow K \bar{K} \pi$ [727]. The first processes imply a precise linear relation between $\bar{\rho}$ and $\bar{\eta}$, with a measurable slope and an intercept at $\bar{\eta} = 0$ involving a theoretical error of 0.03. The decays $B_s \rightarrow K \pi \pi$ permit a measurement of γ involving a theoretical error below a degree. Furthermore, while time-dependence is required when studying B^0 decays at the $\Upsilon(4S)$, it may not be needed when studying B_s decays at hadronic colliders.

3.7.3 Flavour symmetries and estimates of $b \rightarrow s$ transitions

Decomposing the $B \rightarrow MM$ amplitudes in terms of flavor $SU(3)$ or isospin reduced matrix elements leads to relations between different amplitudes since the effective weak hamiltonian usually transform only under a subset of all possible representations [728]. The group theoretical approach based on reduced matrix elements [243, 729, 730] is equivalent to a diagrammatic approach of topological amplitudes [731–735]. In the latter it is easier to introduce dynamical assumptions such as neglecting annihilation-like amplitudes. These were shown to be $1/m_b$ suppressed for decays into nonisosinglets [736], while not all of them are $1/m_b$ suppressed, if η, η' occur in the final state (see Appendix C of [240]).

The $SU(3)$ approach has been used in global fits to the experimentally measured $B \rightarrow PP$ and $B \rightarrow PV$ decays [737–746] in which both the values of hadronic parameters as well as the value of weak

phase γ are determined. However, in order to obtain a stable fit a number of dynamical assumptions are needed. In the most recent fit to $B \rightarrow PP$ [741] t -quark dominance in penguin amplitudes and negligible annihilation-like topologies (also for isosinglets) were assumed. Both β and γ were determined, with central values slightly above the CKMfitter and UTfit determinations. Allowing for a new weak phase in P_{EW} for $\Delta S = 1$ modes leads to statistically significant reduction of χ^2 , while choosing this phase to be zero does give the size of $|P_{EW}|$ in excellent agreement with the Neubert-Rosner relation [747–750]. A large strong phase difference $\arg(C/T) \sim -60^\circ$ was found, while expected to be $1/m_b$ suppressed from QCD factorization and SCET [220, 239, 751]. As stressed in Ref. [752] the direct CP asymmetries $A_{CP}(B^0 \rightarrow K^+\pi^-)$ and $A_{CP}(B^+ \rightarrow K^+\pi^0)$ would be of the same sign for $\arg(C/T)$ small, which is excluded at 4.7σ at present.

Assumption of negligible annihilation topologies used in SU(3) fits can be tested by comparing $B^0 \rightarrow K^0\bar{K}^0$, $B^+ \rightarrow K^+\bar{K}^0$, where annihilation is CKM enhanced, with $B^+ \rightarrow K^0\pi^+$ [753, 754]. SU(3) breaking has been addressed in [741, 755] showing a small effect on the values of extracted parameters. Further tests of SU(3) breaking or searches of NP will be possible using B_s decays [756–758], with the first CDF measurement of $Br(B_s \rightarrow K^+K^-)$ leading the way [759]. Errors due to the dynamical assumptions can be reduced, if fits are made to only a subset of modes, e.g. to $\pi\pi, \pi K$ [741, 745, 755, 760–762]. Furthermore, dynamical assumptions can be avoided entirely, if only a set of modes related through U-spin is used [763, 764]. This leads to stable fits, while giving γ with a theoretical error of a few degrees [763]. Further studies of SU(3) breaking effects are called for, though.

Because of the different CKM hierarchy of tree and penguin amplitudes in $\Delta S = 1$ and $\Delta S = 0$ decays, tree pollution in $\Delta S = 1$ decays can be bounded using SU(3) related $\Delta S = 0$ modes [714]. Correlated bounds on ΔS_f and C_f for $\eta'K_S$ and π^0K_S final states have been presented in [765–768]. Such a model independent bound on $\Delta S_{\phi K_S}$ is not available at present, since many more $\Delta S = 0$ modes enter, some of which have not been measured yet [769].

Very precise relations between $\Delta S = 1$ $B \rightarrow \pi K$ CP asymmetries or decay rates can be obtained using isospin decompositions. The sum rule between decay widths $\Gamma(K^0\pi^+) + \Gamma(K^+\pi^-) = 2\Gamma(K^+\pi^0) + 2\Gamma(K^0\pi^0)$ [770, 771] (equivalent to $R_n = R_c$ [772]) is violated by CKM doubly suppressed terms calculable in $1/m_b$ expansion [220, 239, 240, 751], while harder to calculate isospin-breaking corrections cancel to first order [773]. The sum rule $\Delta(K^+\pi^-) + \Delta(K^0\pi^+) - 2\Delta(K^+\pi^0) - 2\Delta(K^0\pi^0) = 0$ for the rate differences $\Delta(f) = \Gamma(\bar{B} \rightarrow \bar{f}) - \Gamma(B \rightarrow f)$ is valid in the isospin limit, and is thus violated by EWP. However, these corrections vanish in the SU(3), $m_b \rightarrow \infty$ limit making the sum rule very precise [774].

3.7.4 Applications of U-spin symmetry to B_d and B_s decays

The current data in B physics suggests that B_d decays agree well with SM predictions, while B_s decays remain poorly known and might be affected by New Physics. Within the Standard Model, the CKM mechanism correlates the electroweak part of these transitions, but quantitative predictions are difficult due to hadronic effects. The latter can be estimated relying on the approximate $SU(3)$ -flavour symmetry of QCD : information on hadronic effects, extracted from data in one channel, can be exploited in other channels related by flavour symmetry, leading to more accurate predictions within the Standard Model.

In addition to isospin symmetry, an interesting theoretical tool is provided by U -spin symmetry, which relates d - and s -quarks. Indeed, this symmetry holds for long- and short-distances and does not suffer from electroweak corrections, making it a valuable instrument to analyse processes with significant penguins and thus a potential sensitivity to New Physics. However, due to the significant difference $m_s - m_d$, U -spin breaking corrections of order 30% may occur, depending on the processes.

As a first application of U -spin, relations were obtained between $B_d \rightarrow \pi^+\pi^-$ and $B_s \rightarrow K^+K^-$. This led to correlations among the observables in the two decays such as branching ratios and CP asymmetries [756, 775] and to a prediction for $BR(B_s \rightarrow K^+K^-) = (35_{-20}^{+73}) \cdot 10^{-6}$ [761]. These results

helped to investigate the potential of such decays to discover New Physics [757, 776]. Unfortunately, the accuracy of the method is limited not only by the persistent discrepancy between Babar and Belle on $B_d \rightarrow \pi^+ \pi^-$ CP asymmetries, but also by poorly known U -spin corrections. In these analyses, the ratio of tree contributions $R_c = |T_{K^\pm}^s/T_{\pi^\pm}^d|$ was taken from QCD sum rules as 1.76 ± 0.17 [248] (updated to $1.52_{-0.14}^{+0.18}$ [269]). In addition, the ratio of penguin-to-tree ratios $\xi = |(P_{K^\pm}^s/T_{K^\pm}^s)/(P_{\pi^\pm}^d/T_{\pi^\pm}^d)|$ was assumed equal to 1 [761] or 1 ± 0.2 [757, 776] in agreement with rough estimates within QCD factorisation (QCDF) [777].

Indeed QCDF may complement flavour symmetries by a more accurate study of short-distance effects. However, QCDF cannot predict some significant $1/m_B$ -suppressed long-distance effects, which have to be estimated through models. Recently, it was proposed to combine QCDF and U -spin in the decays mediated by penguin operators $B_d \rightarrow K^0 \bar{K}^0$ and $B_s \rightarrow K^0 \bar{K}^0$ [778].

First, tree (T^{d0}) and penguin (P^{d0}) contributions to $B_d \rightarrow K^0 \bar{K}^0$ can be determined by combining the currently available data with $|T^{d0} - P^{d0}|$, which can be accurately computed in QCDF because long-distance effects, seen as infrared divergences, cancel in this difference. U -spin suggests accurate relations between these hadronic parameters in $B_d \rightarrow K^0 \bar{K}^0$ and those in $B_s \rightarrow K^0 \bar{K}^0$. Actually, we expect similar long-distance effects since the $K^0 \bar{K}^0$ final state is invariant under the d - s exchange. Short distances are also related since the two processes are mediated by penguin operators through diagrams with the same topologies. U -spin breaking arises only in a few places : factorisable corrections encoded in $f = [M_{B_s}^2 F^{B_s \rightarrow K}(0)]/[M_{B_d}^2 F^{B_d \rightarrow K}(0)]$, and non-factorisable corrections from weak annihilation and spectator scattering. Because of these expected tight relations, QCDF can be relied upon to assess U -spin breaking between the two decays. Indeed, up to the factorisable factor f , penguin (as well as tree) contributions to both decays are numerically very close. Penguins in $B_d \rightarrow K^0 \bar{K}^0$ and $B_s \rightarrow K^+ K^-$ should have very close values as well, whereas no such relation exists for the (CKM-suppressed) tree contribution to the latter, to be estimated in QCDF.

These relations among hadronic parameters, inspired by U -spin considerations and quantified within QCD factorisation, can be exploited to determine the tree and penguin contributions to $B_s \rightarrow KK$ decays and the corresponding observables. In particular, one gets $BR(B_s \rightarrow K^0 \bar{K}^0) = (18 \pm 7 \pm 4 \pm 2) \cdot 10^{-6}$ and $BR(B_s \rightarrow K^+ \bar{K}^-) = (20 \pm 8 \pm 4 \pm 2) \cdot 10^{-6}$, in very good agreement with the latest CDF measurement. The same method provides significantly improved determinations of the U -spin breaking ratios $\xi = 0.83 \pm 0.36$ and $R_c = 2.2 \pm 0.7$. These results have been exploited to determine the impact of supersymmetric models on these decays [779].

New results on $B \rightarrow K$ form factors and on the $B_d \rightarrow K^0 \bar{K}^0$ branching ratio and direct CP-asymmetry should lead to a significant improvement of the predictions in the B_s sector. The potential of other pairs of nonleptonic B_d and B_s decays remains to be investigated.

3.7.5 Applications of the RGI parametrization to $b \rightarrow s$ transitions

Few general parametrizations of the $\Delta B = 1$ hadronic amplitudes exist in the literature. Here we use the parametrization proposed in Ref. [780] which decomposes decay amplitudes in terms of Renormalization-Group-Invariant (RGI) parameters. For our purpose, we just need to recall a few basic facts about the classification of RGI's. First of all, we have six non-penguin parameters, containing only non-penguin contractions of the current-current operators $Q_{1,2}$: emission parameters $E_{1,2}$, annihilation parameters $A_{1,2}$ and Zweig-suppressed emission-annihilation parameters $EA_{1,2}$. Then, we have four parameters containing only penguin contractions of the current-current operators $Q_{1,2}$ in the GIM-suppressed combination $Q_{1,2}^c - Q_{1,2}^u$: P_1^{GIM} and Zweig suppressed P_{2-4}^{GIM} . Finally, we have four parameters containing penguin contractions of current-current operators $Q_{1,2}^c$ (the so-called charming penguins [781]) and all possible contractions of penguin operators Q_{3-12} : $P_{1,2}$ and the Zweig-suppressed $P_{3,4}$. In the following Zweig-suppressed parameters are neglected. We refer the reader to the original reference for details. We

can then write schematically the $b \rightarrow s$ decay amplitude as:

$$\mathcal{A}(B \rightarrow F) = -V_{ub}^* V_{us} \sum (T_i + P_i^{\text{GIM}}) - V_{tb}^* V_{ts} \sum P_i, \quad (168)$$

where $T_i = \{E_i, A_i, EA_i\}$ are not present in pure-penguin decays.

The idea developed in Refs. [782] is to write down the RGI parameters as the sum of their expression in the infinite mass limit, for example using QCD factorization, plus an arbitrary contribution corresponding to subleading terms in the power expansion. These additional contributions are then determined by a fit to the experimental data. In $b \rightarrow s$ penguins, the dominant power-suppressed correction is given by charming penguins, and the corresponding parameter can be determined with high precision from data and is found to be compatible with a Λ/m_b correction to factorization [782]. However, non-dominant corrections, for example GIM penguin parameters in $b \rightarrow s$ decays, can be extracted from data only in a few cases (for example in $B \rightarrow K\pi$ decays). Yet predictions for ΔS_f depend crucially on these corrections, so that one needs external input to constrain them. One interesting avenue is to extract the support of GIM penguins from $SU(3)$ -related channels ($b \rightarrow d$ penguins) in which they are not Cabibbo-suppressed, and to use this support, including a possible large $SU(3)$ breaking of 100%, in the fit of $b \rightarrow s$ penguin decays. Alternatively, one can omit the calculation in factorization and fit directly the RGI parameters from the experimental data, instead of fitting the power-suppressed corrections [593, 783].

Compared to factorization approaches, general parameterizations have less predictive power but are more general. In particular, they tend to overestimate the theoretical uncertainty and are thus best suited to search for NP in a conservative way. In addition, these methods have the advantage that for several channels the predicted ΔS decreases with the experimental uncertainty in BR 's and CP asymmetries of $b \rightarrow s$ and $SU(3)$ -related $b \rightarrow d$ penguins.

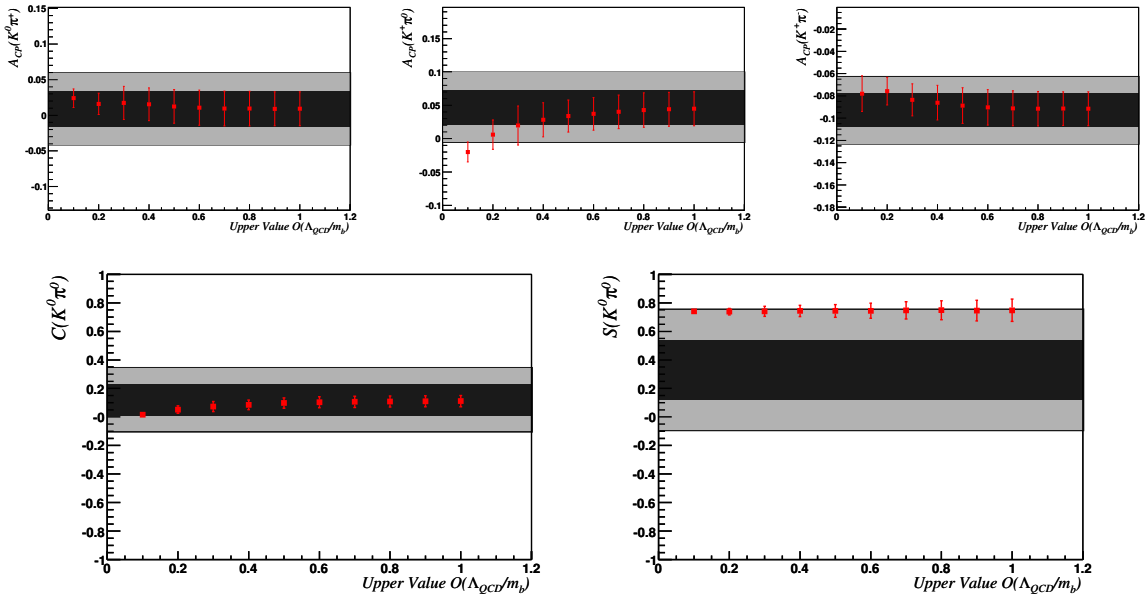


Fig. 37: CP asymmetries for $B \rightarrow K\pi$ decays, obtained varying subdominant contributions in the range $[0, UV]$, with the upper value UV scanned between zero and one (in units of E_1). For comparison, the experimental 68% (95%) probability range is given by the dark (light) band.

In the analysis reported here [88, 784], we vary the absolute values of the subdominant amplitudes in the range $[0, UL]$ (while the phases are unconstrained) and study the dependence of the predictions on the upper limit UL . For example we show in Fig. 37 the effect of changing the upper limit of the range

in which subdominant terms are varied on the prediction of some observables in $B \rightarrow K\pi$ decays. It can be seen that reasonable subdominant terms make any $K\pi$ puzzle disappear. Furthermore, the prediction of $S_{\pi^0 K_S}$ has small theoretical error and is quite stable against the effect of subdominant terms.

In Table 37 we collect predictions for ΔS_f obtained using the method sketched above for $UL = 0.5$ (in units of the leading amplitude), as suggested by the $SU(3)$ -related modes $B \rightarrow KK$. Notice that the theoretical uncertainty is smaller for $B \rightarrow \pi^0 K_s$ because the number of observables in the $B \rightarrow K\pi$ system is sufficient to constrain efficiently the hadronic parameters. This means that the theoretical error can be kept under control by improving the experimental data in these channels. On the other hand, the information on $B \rightarrow \phi K_s$ is not sufficient to bound the subleading terms and this results in a relatively large theoretical uncertainty that cannot be decreased without additional input on hadronic parameters. Furthermore, using $SU(3)$ to constrain $\Delta S_{\phi K_s}$ is difficult because the number of amplitudes involved is very large [243, 721, 722, 769].

Table 37: Predictions for ΔS_f using the RGI parametrization.

$$\begin{array}{llll} \Delta S_{\pi^0 K_S} & (2.4 \pm 5.9) \times 10^{-2} & \Delta S_{\eta' K_S} & (-0.7 \pm 5.4) \times 10^{-2} \\ \Delta S_{\phi K_S} & (0.4 \pm 9.2) \times 10^{-2} & \Delta S_{\rho^0 K_S} & (-6.2 \pm 8.4) \times 10^{-2} \\ \Delta S_{\omega K_S} & (5.6 \pm 10.7) \times 10^{-2} & & \end{array}$$

The ideal situation would be represented by a pure penguin decay for which the information on P_i^{GIM} is available with minimal theoretical input. Such situation is realized by the pure penguin decays $B_s \rightarrow K^{0(*)} \bar{K}^{0(*)}$. An upper bound for the P_i^{GIM} entering this amplitude can be obtained from the $SU(3)$ -related channels $B_d \rightarrow K^{0(*)} \bar{K}^{0(*)}$. Then, even adding a generous 100% $SU(3)$ breaking and an arbitrary strong phase, it is possible to have full control over the theoretical error in ΔS [783].

3.7.6 $b \rightarrow s$ transitions in the MSSM

In this section we discuss phenomenological effects of the new sources of flavor and CP violation in $b \rightarrow s$ processes that arise in the squark sector [104, 108, 109, 785–804] of the Minimal Supersymmetric Standard Model (MSSM). In general, in the MSSM squark masses are neither flavor-universal, nor are they aligned to quark masses, so that they are not flavor diagonal in the super-CKM basis, in which quark masses are diagonal and all neutral current vertices are flavor diagonal. The ratios of off-diagonal squark mass terms to the average squark mass define four new sources of flavor violation in the $b \rightarrow s$ sector: the mass insertions $(\delta_{23}^d)_{AB}$, with $A, B = L, R$ referring to the helicity of the corresponding quarks. These δ 's are in general complex, so that they also violate CP. One can think of them as additional CKM-type mixings arising from the SUSY sector. Assuming that the dominant SUSY contribution comes from the strong interaction sector, *i.e.* from gluino exchange, all FCNC processes can be computed in terms of the SM parameters plus the four δ 's plus the relevant SUSY parameters: the gluino mass $m_{\tilde{g}}$, the average squark mass $m_{\tilde{q}}$, $\tan \beta$ and the μ parameter. The impact of additional SUSY contributions such as chargino exchange has been discussed in detail in Ref. [797]. We consider only the case of small or moderate $\tan \beta$, since for large $\tan \beta$ the constraints from $B_s \rightarrow \mu^+ \mu^-$ and Δm_s preclude the possibility of having large effects in $b \rightarrow s$ hadronic penguin decays [28, 29, 32, 34, 114, 115, 794].

Barring accidental cancellations, one can consider one single δ parameter, fix the SUSY masses and study the phenomenology. The constraints on δ 's come at present from $B \rightarrow X_s \gamma$, $B \rightarrow X_s l^+ l^-$ and from the $B_s - \bar{B}_s$ mixing amplitude. We refer the reader to refs. [88, 107, 116, 805] for all the details and results of this analysis.

Fixing as an example $m_{\tilde{g}} = m_{\tilde{q}} = |\mu| = 350$ GeV and $\tan \beta = 3$, one obtains the following constraints on δ 's:

$$|(\delta_{23}^d)_{LL}| < 2 \times 10^{-1}, \quad |(\delta_{23}^d)_{RR}| < 7 \times 10^{-1}, \quad |(\delta_{23}^d)_{RL,LR}| < 5 \times 10^{-3}. \quad (169)$$

Notice that all constraints scale approximately linearly with the squark and gluino masses.

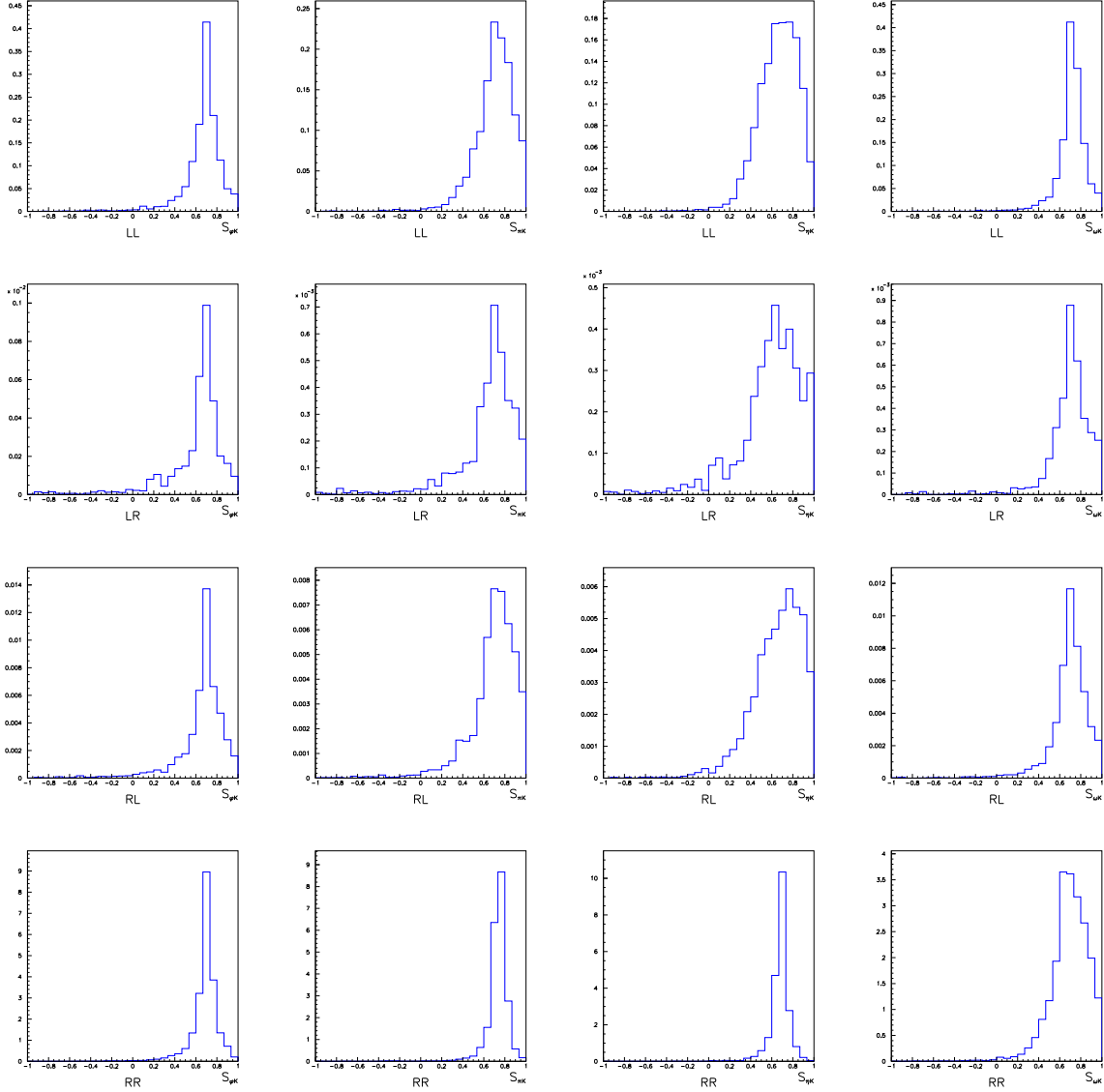


Fig. 38: Probability density functions for $S_{\phi K_s}$, $S_{\pi^0 K_s}$, $S_{\eta' K_s}$ and $S_{\omega K_s}$ induced by $(\delta_{23}^d)_{AB}$ with $A, B = \{L, R\}$.

Having the present experimental bounds on the δ 's, we can turn to the evaluation of the time-dependent CP asymmetries. The uncertainty in the calculation of SUSY effects is larger than the SM one. Following ref. [107], we use QCDF enlarging the range for power-suppressed contributions to annihilation chosen in Ref. [239] as suggested in Ref. [806]. We warn the reader about the large theoretical uncertainties that affect this evaluation.

In Fig. 38 we present the results for $S_{\phi K_s}$, $S_{\pi^0 K_s}$, $S_{\eta' K_s}$ and $S_{\omega K_s}$. They do not show a sizable dependence on the sign of μ or on $\tan \beta$ for the chosen range of SUSY parameters. We see that:

- deviations from the SM expectations are possible in all channels, and the present experimental central values can be reproduced;
- deviations are more easily generated by LR and RL insertions, due to the enhancement mechanism discussed above;

- as noticed in refs. [807, 808], the correlation between S_{PP} and S_{PV} depends on the chirality of the NP contributions. For example, we show in Fig. 39 the correlation between $S_{K_S\phi}$ and $S_{K_S\pi^0}$ for the four possible choices for mass insertions. We see that the $S_{K_S\phi}$ and $S_{K_S\pi^0}$ are correlated for LL and LR mass insertions, and anticorrelated for RL and RR mass insertions.

An interesting issue is the scaling of SUSY effects in S_f with squark and gluino masses. Similarly to the constraints from other processes, the dominant SUSY contribution to S_f scales linearly with SUSY masses as long as $m_{\tilde{g}} \sim m_{\tilde{q}} \sim \mu$. This means that there is no decoupling of SUSY contributions to S_f as long as the constraints from other processes can be satisfied with $\delta < 1$. The bounds on LL and RR mass insertions quickly reach the physical boundary at $\delta = 1$. On the other hand, LR and RL are well below that bound. Chirality flipping LR and RL mass insertions cannot become too large in order to avoid charge and color breaking minima and unbounded from below directions in the scalar potential [809]. Nevertheless, it is easy to check that the flavor bounds used above are stronger for SUSY masses above the TeV scale. We conclude that LR and RL mass insertions can give observable effects to S_f for SUSY masses within the reach of LHC and even above.

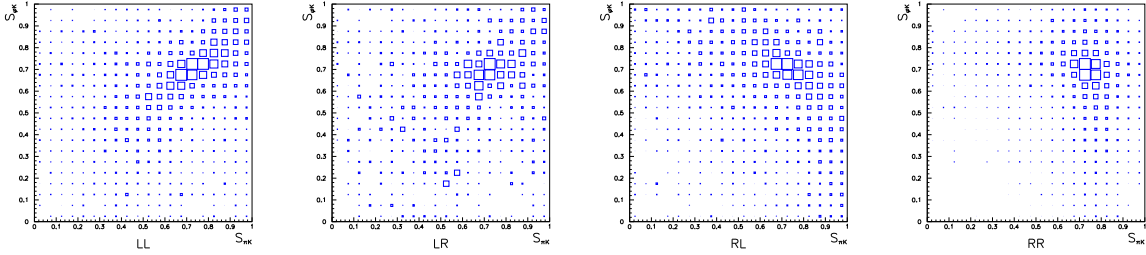


Fig. 39: Correlation between $S_{\phi K_S}$ and $S_{\pi^0 K_S}$ for LL , LR , RL and RR mass insertions.

3.7.7 Experimental status and future prospects for time-dependent CP violation in hadronic $b \rightarrow s(d)$ transitions

CP asymmetries in B^0 and B_s decays that are governed by the $b \rightarrow s$ transition are very sensitive to new CP -violating phases beyond the Standard Model (SM). There are a few golden modes that are practically free from hadronic uncertainties; examples include $B^0 \rightarrow \phi K_S^0$, $B^0 \rightarrow \eta' K_S^0$, $B^0 \rightarrow \phi\phi$, see Figure 40. Precise measurements for these decays have been among the most important topics of quark flavor physics in the last few years, and will also remain crucially important in the future.

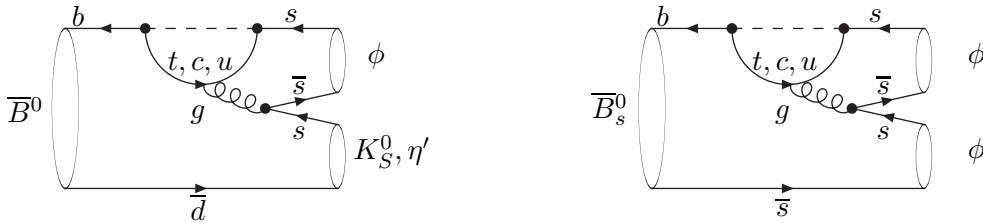


Fig. 40: The penguin diagrams for the hadronic B^0 and B_s^0 decays such as $B^0 \rightarrow \phi K_S^0$, $B^0 \rightarrow \eta' K_S^0$ (left) and $B_s^0 \rightarrow \phi\phi$ (right).

At the B factories, the decay chain $\Upsilon(4S) \rightarrow B^0 \bar{B}^0 \rightarrow f_{CP} f_{\text{tag}}$ is used to measure time-dependent CP asymmetries, where one of the B mesons decays at time t_{CP} to a final state f_{CP} and

the other decays at time t_{tag} to a final state f_{tag} that distinguishes between B^0 and \bar{B}^0 . The rate of this decay chain has a time dependence [616, 617] given by

$$\mathcal{P}(\Delta t) = e^{-|\Delta t|/\tau_{B^0}} 4\tau_{B^0} \left\{ 1 + q \cdot \left[\mathcal{S} \sin(\Delta m_d \Delta t) + \mathcal{A} \cos(\Delta m_d \Delta t) \right] \right\}. \quad (170)$$

Here \mathcal{S} and \mathcal{A} are CP -violation parameters, τ_{B^0} is the B^0 lifetime, Δm_d is the mass difference between the two B^0 mass eigenstates, $\Delta t = t_{CP} - t_{\text{tag}}$, and the b -flavor charge $q = +1$ (-1) when the tagging B meson is a B^0 (\bar{B}^0). To a good approximation, the SM predicts $\mathcal{S} = -\xi_f \sin 2\phi_1$ and $\mathcal{A} = 0$ for both tree transitions (e.g. $b \rightarrow c\bar{c}s$) and penguin transitions (e.g. $b \rightarrow s\bar{s}s$) unless V_{ub} or V_{td} is involved in the decay amplitude. Here $\xi_f = +1$ (-1) corresponds to CP -even ($-$ odd) final states.

BaBar and Belle have accumulated more than 10^9 $B\bar{B}$ pairs with both experiments combined, and have measured time-dependent CP asymmetries in various B^0 decays that are dominated by the $b \rightarrow s$ transition. Details of the measurements are described elsewhere [598, 717, 720, 724, 810–813]; we here explain the essence of the measurements briefly. Branching fractions for these charmless decay modes are typically around 10^{-5} ignoring daughter branching fractions. Efficient continuum suppression using sophisticated techniques such as Fisher discriminants, likelihood ratios and neural network has been performed to keep a reasonable signal-to-noise ratio. The flavor of the accompanying B meson is identified from inclusive properties of remaining particles; information from primary and secondary leptons, charged kaons, Λ baryons, slow and fast pions is combined by using a neural network (BaBar) or a lookup-table (Belle). A typical effective efficiency for flavor tagging is 30% in both cases. Good understanding of the vertex resolution function is obtained by using large-statistics control samples such as $B \rightarrow D^{(*)}\pi$, $D^*\ell\nu$ etc. Lifetime and mixing measurements with a precision of $\mathcal{O}(1)\%$ are obtained as byproducts.

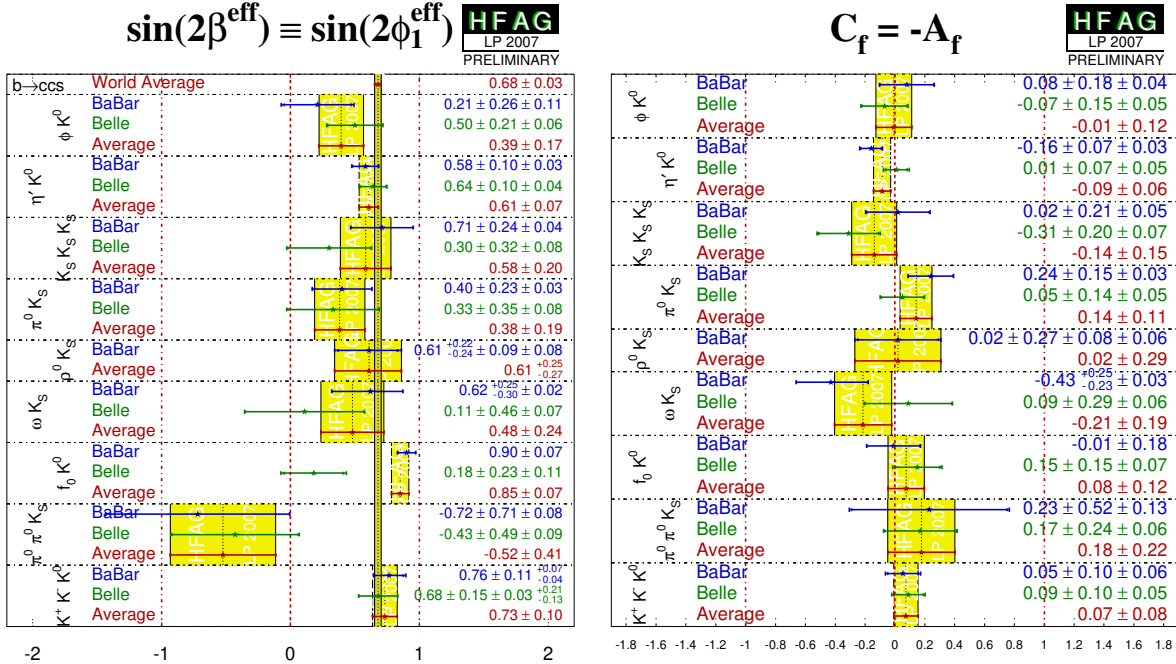


Fig. 41: Summary of experimental results on time-dependent CP asymmetries from BaBar and Belle as of August 2007.

The present status of the measurements is summarized in Fig. 41. Although the result for each

individual mode does not significantly differ from the SM expectation (i.e. $\mathcal{S}_{J/\psi K^0}$), most of the \mathcal{S} values are smaller than the SM expectation. When all the $b \rightarrow s$ modes are combined, the result differs from the SM expectation by 1.1σ .¹⁵ Combining the results of all the $b \rightarrow s$ modes is naive as the theoretical uncertainties vary considerably amongst the modes. Much more data are needed to firmly establish a new CP -violating phase beyond the SM for each golden mode.

Measurements of the \mathcal{A} terms yield values consistent with zero, i.e. consistent with the SM at the moment. Non-zero \mathcal{A} requires a strong phase difference between the SM amplitude and the NP amplitude. Therefore it is possible to observe significant deviations from the SM for \mathcal{S} while \mathcal{A} is consistent with zero. Also, since \mathcal{A} is not calculable precisely, in general it is hard to obtain quantitative information from the measurements of \mathcal{A} terms. An exception is the $B^0 \rightarrow K^0\pi^0$ decay. Thanks to a precise sum rule based on the isospin symmetry [774], the value for $\mathcal{A}_{K^0\pi^0}$ can be predicted within the SM from measurements of branching fractions and CP asymmetries of the other $B \rightarrow K\pi$ decays; $\mathcal{A}_{K^0\pi^0} = -0.16 \pm 0.04$ is predicted while measurements yield $\mathcal{A}_{K^0\pi^0} = -0.12 \pm 0.11$.

Due to further CKM-suppression, CP asymmetry measurements for modes dominated by the $b \rightarrow d$ transition require even higher statistics than those required for the studies of the $b \rightarrow s$ transition. The only measurement available at the moment is $\mathcal{S}_{B^0 \rightarrow K_S^0 K_S^0} = -1.28_{-0.73}^{+0.80+0.11}_{-0.16}$ [814], where the first error is statistic and the second error is systematic.

In the near future the LHCb experiment will probe new CP violating phases beyond the Standard Model in $b \rightarrow s$ transitions. With the copious production of B_s^0 mesons LHCb will be able to study $b \rightarrow s$ transitions using the the decay $B_s^0 \rightarrow \phi\phi$, see Figure 40. In the Standard Model the CP violating phase $\mathcal{S}_{\phi\phi}$ for $B_s^0 \rightarrow \phi\phi$ is expected to be very close to zero as there is a cancellation of the B_s^0 mixing and decay phases [815].

In the LHCb experiment the reconstruction efficiency for $B_s^0 \rightarrow \phi\phi$ is expected to be larger than for $B^0 \rightarrow \phi K_S^0$ which compensates for the four times smaller fraction of b -quarks to hadronise into a B_s^0 meson. In addition, flavour tagging is also favourable for B_s^0 decays where the same-side kaon tagging contributes significantly to the effective flavour tagging efficiency. From a full simulation LHCb expects a yield of 3100 reconstructed $B_s^0 \rightarrow \phi\phi$ events in a 2 fb^{-1} data sample with a background to signal ratio $B/S < 0.8$ at 90% C.L [816]. The $\mathcal{S}_{\phi\phi}$ sensitivity has been studied using a toy Monte Carlo, taking the resolutions and acceptances from the full simulation. A unbinned likelihood fit is performed on 500 toy data sets. This is used to extract $\mathcal{S}_{\phi\phi}$ and all other physical parameters which cannot be determined from elsewhere. In a 2 fb^{-1} data set $\mathcal{S}_{\phi\phi}$ can be measured with a precision of $\sigma(\mathcal{S}_{\phi\phi}) = 0.11$ (statistical error only). After about 5 years of data taking, LHCb is expected to accumulate a data sample of 10 fb^{-1} which will give a statistical uncertainty of $\sigma(\mathcal{S}_{\phi\phi}) = 0.05$ [816].

Table 38: CP reach at LHCb [1025] and at a Super- B factory for the $b \rightarrow s$ decay modes that are theoretically cleanest. The estimated accuracy from the B factories (2 ab^{-1}) is given for comparison. We assume an integrated luminosity of 10 fb^{-1} for LHCb and 50 ab^{-1} for a super B factory, which are the goals of the experiments. Errors for LHCb are statistical only. Projections for the super B factory are from Ref. [818] and include both statistical and systematic uncertainties and $\Delta \sin 2\phi_1 \equiv \sin 2\phi_1^{\text{eff}} - \sin 2\phi_1$.

Mode	Observable	B Factories 2 ab^{-1}	LHCb 10 fb^{-1}	Super B Factory 50 ab^{-1}
$B^0 \rightarrow \phi K^0$	$\Delta \sin 2\phi_1$	0.13	0.10	0.029
$B^0 \rightarrow \eta' K^0$	$\Delta \sin 2\phi_1$	0.05	-	0.020
$B^0 \rightarrow K_S^0 K_S^0 K_S^0$	$\Delta \sin 2\phi_1$	0.15	-	0.037
$B_s^0 \rightarrow \phi\phi$	$\mathcal{S}_{\phi\phi}$	-	0.05	-

¹⁵Due to the highly non-Gaussian errors of the result from $B^0 \rightarrow f_0 K_S^0$ with $f_0 \rightarrow \pi^+\pi^-$, and the fact that this result has a significant effect on the χ^2 of the naive $b \rightarrow s$ penguin average, this outlying point is excluded.

In a similar study LHCb investigated the decay $B^0 \rightarrow \phi K_S^0$. A yield of 920 events is expected in 2 fb^{-1} of integrated luminosity with a background to signal ratio $0.3 < B/S < 1.1$ at 90% C.L. The sensitivity for the CP violating asymmetry $\sin 2\beta^{\text{eff}}$ is 0.23 (0.10) in a 2 (10) fb^{-1} data sample [817].

Table 38 lists the expected CP reach at LHCb and a Super- B factory for the theoretically cleanest $b \rightarrow s$ decay modes. We expect that the precision will be better by an order of magnitude than now. Such measurements will thus allow us to detect effects from physics beyond the SM even if the mass scale of the new physics is $\mathcal{O}(1)$ TeV.

3.7.8 Two body hadronic B decay results from the B-factories

This class of B decays manifests a wide range of interesting phenomenon, from direct CP violation, broken SU(3) symmetry constraints on the standard model uncertainties in measurements of the unitarity triangle angles, to the amplitude hierarchy found in decays to final states containing two spin one particles (vector or axial-vector mesons, V and A , respectively).

The only direct CP violation signal observed by the B -factories is in the $B_d^0 \rightarrow K^\pm \pi^\mp$ channel. In contrast to the small effect observed in kaon decay, the direct CP asymmetry in $B_d^0 \rightarrow K^\pm \pi^\mp$ is large: -0.093 ± 0.015 [609, 819]. The quest for additional signals of direct CP violation in B meson decays is ongoing in a plethora of different channels [493]. The next goals of the B -factories are to observe direct CP violation in the decay of B_u^\pm mesons and other B_d^0 channels.

The B -factories have recently observed CPV in $B_d^0 \rightarrow \eta' K^0$ decays [598, 813]. These $b \rightarrow s$ penguin processes are probes of NP, and have the most precisely measured time-dependent CP asymmetry parameters of all of the penguin modes. Any deviation ΔS of the measured asymmetry parameter $S_{\eta' K^0}$ from $\sin 2\beta$ is an indication of NP (For example, see [498, 820]). In addition to relying on theoretical calculations of the SM pollution to these decays [240, 708, 711], it is possible to experimentally constrain the SM pollution using SU(3) symmetry [765]. This requires precision knowledge of the branching fractions of the B_d^0 meson decays to the following pseudo-scalar pseudo-scalar (PP) final states $\pi^0 \pi^0, \pi^0 \eta, \pi^0 \eta', \eta \eta, \eta' \eta, \eta' \eta'$ final states [821, 822]. The related decays $B_{u,d} \rightarrow \eta' \rho$ and $B_{u,d} \rightarrow \eta' K^*$ [823, 824] can also be used to understand the standard model contributions to $B_d^0 \rightarrow \eta' K^0$ decays and the hierarchy of ηK^0 to $\eta' K^0$ decays.

The angular analysis of $B \rightarrow VV$ decays provides eleven observables (six amplitudes and five relative phases) that can be used to test theoretical calculations [600]. The hierarchy of $A_0, A_+,$ and A_- amplitudes obtained from a helicity (or $A_0, A_\parallel,$ and A_\perp in the transversity basis) analysis of such decays allows one to search for possible right handed currents in any NP contribution to the total amplitude. For low statistics studies a simplified angular analysis is performed where one measures the fraction of longitudinally polarised events defined as $f_L = |A_0|^2 / \sum |A_i|^2$. Tree dominated decays such as $B_d^0 \rightarrow \rho^+ \rho^-$ have $f_L \sim 1.0$ [825, 826]. Current data for penguin dominated processes ($\phi K^*(892)$ [827, 828], $K^*(892)\rho$ [829, 830]) that are observed to have non trivial values of f_L can be accommodated in the SM. In addition to this, one can search for T-odd CP violating asymmetries in triple products constructed from the angular distributions [831]. It has also been suggested that non-standard model effects could be manifest in a number of other observables [832]. The measured rates of electroweak penguin dominated B decays to final states involving a ϕ meson are also probes of NP [833]. The study of $B \rightarrow AV$ decays also provides this rich set of observables to study, however current results only yield an upper limit on $B_d^0 \rightarrow a_1^\pm \rho^\mp$ decays [834]. BABAR have recently studied the angular distribution for the vector-tensor decay $B_d^0 \rightarrow \phi K^*(1430)$ [827].

3.7.9 B → h⁺h^{'−} decays at LHCb

The charmless decays of B mesons to two-body modes have been extensively studied at the B -factories. Even if the current knowledge in the B_d and B_u sectors starts to be quite constrained, the B_s sector still remains an open field. At present, by using a displaced vertex trigger, CDF has already collected

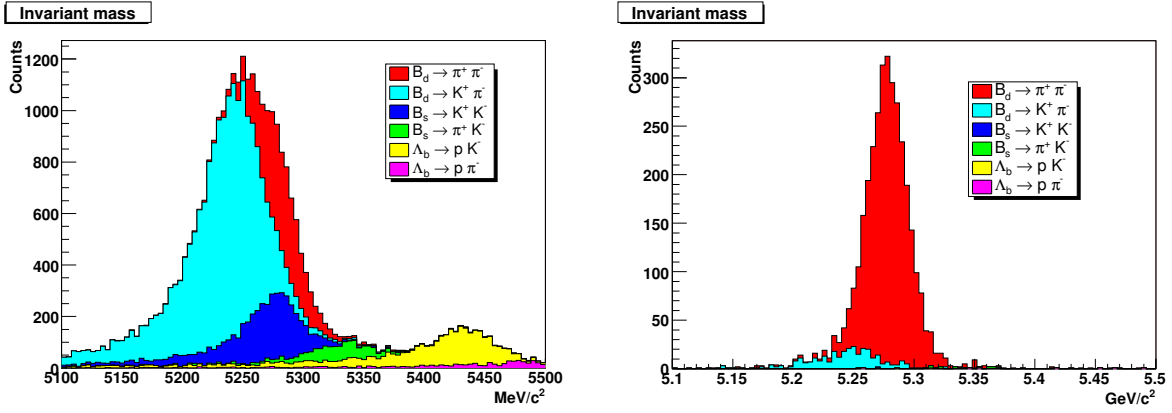


Fig. 42: Left: $\pi^+\pi^-$ invariant mass distribution for $B \rightarrow h^+h'^-$ decays expected at LHCb, obtained without using PID information. Right: same plot after PID cuts are applied.

Channel	Assumed BR	Annual yield	B/S (combinatorial)	B/S (two-body)
$B_d^0 \rightarrow \pi^+\pi^-$	4.8	36000	0.46	0.08
$B_d^0 \rightarrow K^+\pi^-$	18.5	138000	0.14	0.02
$B_s^0 \rightarrow \pi^+K^-$	4.8	10000	1.92	0.54
$B_s^0 \rightarrow K^+K^-$	18.5	36000	< 0.06	0.08
$\Lambda_b \rightarrow p\pi^-$	4.8	9000	1.66	0.11
$\Lambda_b \rightarrow pK^-$	18.5	32000	< 0.08	0.02

Table 39: Annual yields and background-to-signal ratios for $B \rightarrow h^+h'^-$ decays at LHCb [836].

an interesting sample of $B \rightarrow h^+h'^-$ decays [835], providing a first observation of the two-body mode $B_s \rightarrow K^+K^-$. However it will most likely not be able to perform precision measurements of the time dependent CP asymmetry of the $B_s \rightarrow K^+K^-$ decay.

The LHCb experiment, thanks to the large beauty production cross section at the LHC and to its excellent vertexing and triggering capabilities, will be able to collect huge samples of $B \rightarrow h^+h'^-$ decays [836]. Furthermore, its particle identification system, composed in particular by two RICH detectors, will allow to disentangle the various $B \rightarrow h^+h'^-$ modes with a purity exceeding 90% as well as high efficiency. The PID capabilities of LHCb are clearly visible in Fig. 42, which shows the distribution of the $\pi^+\pi^-$ invariant mass from Monte Carlo samples of $B \rightarrow h^+h'^-$ modes, before and after the employment of the PID information.

In order to calibrate the PID response, LHCb will make use of a dedicated trigger line - not making use of PID information in order not to introduce biases - intended to collect very large samples of D^* decay chains to charged kaons and pions. In order to reject combinatorial background, the event selection is based on a series of cuts, optimized by means of a multivariate technique, which include the transverse momenta and the impact parameter significances of the charged legs with respect to the primary vertex, the χ^2 of the common vertex fit, the transverse momentum, the impact parameter significance and the distance of flight significance of the the candidate b-hadron and the invariant mass (the resolution for the $B \rightarrow h^+h'^-$ modes is expected to be about 18 MeV/c²). The event yields and background-to-signal ratios estimated using a full GEANT4 based simulation are reported in Table 39.

In order to measure CP violation from the time dependent CP asymmetries, other key ingredients are the tagging capability and the proptime resolution, the latter being particularly relevant to resolve the fast B_s oscillations. The effective tagging power for a B_d decay at LHCb, according to full simulations, is expected to be about 5%, while for a B_s decay it is significantly larger, due to the larger efficiency

of the same side kaon tagging, and is about 9%. The calibration of the tagging power for $B \rightarrow h^+h'^-$ modes will be performed by using the flavour specific modes $B_d \rightarrow K^+\pi^-$ and $B_s \rightarrow \pi^+K^-$. As far as the proptime resolution is concerned, it is predicted by the full simulation to be about 40 fs, and it will be calibrated on data by using large samples of $J/\psi \rightarrow \mu^+\mu^-$ decays, collected through a dedicated di-muon trigger line thought not to introduce biases in the J/ψ proptime.

The direct CP asymmetries of the flavour specific $B \rightarrow h^+h'^-$ modes can be measured without a time dependent fit, and without the need of tagging the B meson. The statistical sensitivity on the charge asymmetry, corresponding to a running time of 10^7 s at the nominal LHCb luminosity $2 \cdot 10^{32}$ cm⁻² s⁻¹ ("one nominal LHCb year" in the following) is 0.003 for the $B_d \rightarrow K^+\pi^-$ decay and 0.02 for the $B_s \rightarrow \pi^+K^-$ decay. In order to extract the direct (C) and mixing-induced (S) CP violation terms from the time dependent decay rates of the $B_d \rightarrow \pi^+\pi^-$ and $B_s \rightarrow K^+K^-$ and estimate the statistical sensitivity, we performed unbinned maximum likelihood fits on fast Monte Carlo data sets which parametrize the decay rates according to the outcomes of the full simulation. The expected sensitivity for C and S, corresponding to one nominal LHCb year, both for the $B_d \rightarrow \pi^+\pi^-$ and $B_s \rightarrow K^+K^-$ channels, is about 0.04.

According to the method proposed in [775], the employment of the U-spin symmetry allows to combine the measurements of C and S for the $B_d \rightarrow \pi^+\pi^-$ and $B_s \rightarrow K^+K^-$ modes in order to extract the γ angle. Assuming a perfect U-spin symmetry, we predict a sensitivity on γ for a nominal LHCb year around 5° . If a 20% U-spin breaking is taken into account, the sensitivity deteriorates up to about 10° , still not spoiling the method of its predictive capabilities on γ . Being these modes characterized by the presence of loops inside the penguins, they could reveal New Physics effects, pointing to a value of γ in contrast with the one determined from pure tree-level decays, such as $B \rightarrow DK$ modes.

In Table 39 LHCb also reports expected yields for Λ_b baryon decays. An additional application of the Λ_b baryon that has been considered is testing CP and T symmetries using the decay modes $\Lambda_b \rightarrow \Lambda V$ where $V = J/\psi, \rho^0, \omega$. This is discussed in Ref. [837].

3.8 Kaon decays

3.8.1 Introduction

The rare decays $K^+ \rightarrow \pi^+\nu\bar{\nu}$ and $K_L \rightarrow \pi^0\nu\bar{\nu}$ play an important role in the search for the underlying mechanism of flavour mixing and CP violation [838–841]. As such they are excellent probes of physics beyond the Standard Model (SM). Among the many rare K - and B -decays, the $K^+ \rightarrow \pi^+\nu\bar{\nu}$ and $K_L \rightarrow \pi^0\nu\bar{\nu}$ modes are unique since their SM branching ratios can be computed to an exceptionally high degree of precision, not matched by any other flavour-changing neutral current (FCNC) process involving quarks.

The main reason for the exceptional theoretical cleanness of the $K^+ \rightarrow \pi^+\nu\bar{\nu}$ and $K_L \rightarrow \pi^0\nu\bar{\nu}$ decays is the fact that, within the SM, these processes are mediated by electroweak amplitudes of $\mathcal{O}(G_F^2)$, described by Z^0 -penguins and box diagrams which exhibit a power-like GIM mechanism. This property implies a severe suppression of non-perturbative effects, which is generally not the case for meson decays receiving contributions of $\mathcal{O}(G_F\alpha_s)$ (gluon penguins) and/or $\mathcal{O}(G_F\alpha_{em})$ (photon penguins), which therefore have only a logarithmic GIM mechanism. A related important virtue, following from this peculiar electroweak structure, is the fact that $K \rightarrow \pi\nu\bar{\nu}$ amplitudes can be described in terms of a single effective operator, namely

$$Q_{sd}^{\nu\bar{\nu}} = (\bar{s}_L\gamma^\mu d_L)(\bar{\nu}_L\gamma_\mu\nu_L) . \quad (171)$$

The hadronic matrix elements of $Q_{sd}^{\nu\bar{\nu}}$ relevant for $K \rightarrow \pi\nu\bar{\nu}$ amplitudes can be extracted directly from the well-measured $K^+ \rightarrow \pi^0 e^+\nu$ decay, including the leading isospin breaking (IB) corrections [842]. The estimation of the matrix elements is improved and extended [843] beyond the leading order analysis.

In the case of $K_L \rightarrow \pi^0\nu\bar{\nu}$, which is CP-violating and dominated by the dimension-six top quark contribution, the SM Short-Distance (SD) dynamics is then encoded in a perturbatively calculable real function X that multiplies the CKM factor $\lambda_t = V_{ts}^*V_{td}$. In the case of $K^+ \rightarrow \pi^+\nu\bar{\nu}$ also a charm quark contribution proportional to $\lambda_c = V_{cs}^*V_{cd}$ has to be taken into account, but the recent NNLO QCD calculation of the dimension-six charm quark corrections [844,845] and the progress in the evaluation of dimension-eight charm and long-distance (LD) up quark effects [846] elevated the theoretical cleanness of $K^+ \rightarrow \pi^+\nu\bar{\nu}$ almost to the level of $K_L \rightarrow \pi^0\nu\bar{\nu}$. More details will be given in Section 3.8.2.

The important virtue of $K \rightarrow \pi\nu\bar{\nu}$ decays is that their clean theoretical character remains valid in essentially all extensions of the SM and that $Q_{sd}^{\nu\bar{\nu}}$, due to the special properties of the neutrinos, remains the only relevant operator. Consequently, in most SM extensions the New Physics (NP) contributions to $K^+ \rightarrow \pi^+\nu\bar{\nu}$ and $K_L \rightarrow \pi^0\nu\bar{\nu}$ can be parametrized in a model-independent manner by just two parameters, the magnitude and the phase of the function [847]

$$X = |X|e^{i\theta_X} , \quad (172)$$

that multiplies λ_t in the relevant effective Hamiltonian. In the SM, $|X| = X_{\text{SM}}$ and $\theta_X = 0$.

The parameters $|X|$ and θ_X can be extracted from $\mathcal{B}(K_L \rightarrow \pi^0\nu\bar{\nu})$ and $\mathcal{B}(K^+ \rightarrow \pi^+\nu\bar{\nu})$ without hadronic uncertainties, while the function X can be calculated in any extension of the SM within perturbation theory. Of particular interest is the ratio

$$\frac{\mathcal{B}(K_L \rightarrow \pi^0\nu\bar{\nu})}{\mathcal{B}(K_L \rightarrow \pi^0\nu\bar{\nu})_{\text{SM}}} = \left| \frac{X}{X_{\text{SM}}} \right|^2 \left[\frac{\sin(\beta - \theta_X)}{\sin\beta} \right]^2 . \quad (173)$$

Bearing in mind that $\beta \approx 21.4^\circ$, Eq. (173) shows that $K_L \rightarrow \pi^0\nu\bar{\nu}$ is a very sensitive function of the new phase θ_X . The pattern of the two $K \rightarrow \pi\nu\bar{\nu}$ branching ratios as a function of θ_X is illustrated in Fig. 43a. We note that the ratio of the two modes shown in Fig. 43b depends very mildly on $|X|$ and therefore provides an excellent tool to extract the non-standard CP-violating phase θ_X .

An interesting and complementary window to $|\Delta S| = 1$ SD transitions is provided by the $K_L \rightarrow \pi^0\ell^+\ell^-$ system ($\ell = \mu, e$). While the latter is theoretically not as clean as the $K \rightarrow \pi\nu\bar{\nu}$ system, it is

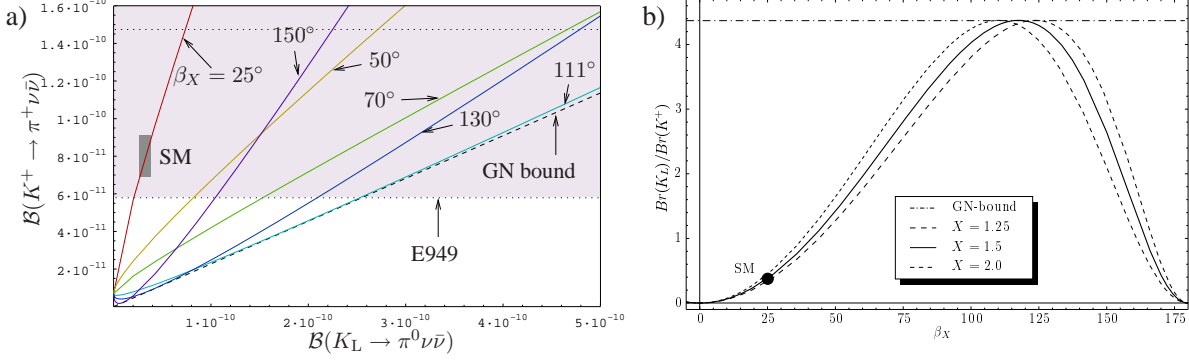


Fig. 43: a) $\mathcal{B}(K^+ \rightarrow \pi^+ \nu \bar{\nu})$ vs. $\mathcal{B}(K_L \rightarrow \pi^0 \nu \bar{\nu})$ for various values of $\beta_X = \beta - \theta_X$ (including E949 data) [761]. The dotted horizontal lines indicate the lower part of the experimental range [848–850] and the grey area the SM prediction. We also show the Grossman-Nir (GN) bound [851]. b) The ratio of the $K \rightarrow \pi \nu \bar{\nu}$ branching ratios as a function of β_X for $|X| = 1.25, 1.5, 2.0$. The horizontal line is again the GN bound.

sensitive to different types of SD operators. The $K_L \rightarrow \pi^0 \ell^+ \ell^-$ decay amplitudes have three main ingredients: i) a clean direct-CP-violating (CPV) component determined by SD dynamics; ii) an indirect-CPV term due to $K^0 - \bar{K}^0$ mixing; iii) a LD CP-conserving (CPC) component due to two-photon intermediate states. Although generated by very different dynamics, these three components are of comparable size and can be computed (or indirectly determined) to good accuracy within the SM [852, 853]. In the presence of non-vanishing NP contributions, the combined measurements of $K \rightarrow \pi \nu \bar{\nu}$ and $K_L \rightarrow \pi^0 \ell^+ \ell^-$ decays provide a unique tool to distinguish among different NP models.

The following discussion concentrates on the $K \rightarrow \pi \nu \bar{\nu}$ and $K_L \rightarrow \pi^0 \ell^+ \ell^-$ decays in the SM (Section 3.8.2 and Section 3.8.3) and its most popular extensions (Sections 3.8.4 and 3.8.5). In Section 3.8.6 we stress the complementarity of K - and B -physics as well as the interplay with the high- p_T physics at the LHC. Recent theoretical updates on kaon decays are found in [854–856]. Experimental programs at CERN and J-PARC are described in Section 3.8.7 and Section 3.8.8, respectively. The current experimental status is summarized in Table 40.

$B(K^+ \rightarrow \pi^+ \nu \bar{\nu})$	$B(K_L \rightarrow \pi^0 \nu \bar{\nu})$	$B(K_L \rightarrow \pi^0 e^+ e^-)$	$B(K_L \rightarrow \pi^0 \mu^+ \mu^-)$
$(1.47^{+1.30}_{-0.89}) \cdot 10^{-10}$	$< 6.7 \cdot 10^{-8}$	$< 2.8 \cdot 10^{-10}$	$< 3.8 \cdot 10^{-10}$
[848–850]	[857]	[858]	[859]

Table 40: Current experimental results or limits for rare K decay branching fractions.

3.8.2 $K^+ \rightarrow \pi^+ \nu \bar{\nu}$ and $K_L \rightarrow \pi^0 \nu \bar{\nu}$ in the SM

After summation over the three lepton families the SM branching ratios for the $K \rightarrow \pi \nu \bar{\nu}$ decays can be written as

$$\mathcal{B}(K^+ \rightarrow \pi^+ \nu \bar{\nu})_{\text{SM}} = \kappa_+ \left[\left(\frac{\text{Im} \lambda_t}{\lambda^5} X_{\text{SM}} \right)^2 + \left(\frac{\text{Re} \lambda_t}{\lambda^5} X_{\text{SM}} + \frac{\text{Re} \lambda_c}{\lambda} (P_c + \delta P_{c,u}) \right)^2 \right], \quad (174)$$

$$\mathcal{B}(K_L \rightarrow \pi^0 \nu \bar{\nu})_{\text{SM}} = \kappa_L \left(\frac{\text{Im} \lambda_t}{\lambda^5} X_{\text{SM}} \right)^2, \quad (175)$$

where $\lambda = |V_{us}|$, while $\kappa_+ = (5.26 \pm 0.06) \cdot 10^{-11} (\lambda/0.225)^8$ and $\kappa_L = (2.29 \pm 0.03) \cdot 10^{-10} (\lambda/0.225)^8$ [860] include the leading IB corrections in relating $K \rightarrow \pi \nu \bar{\nu}$ to $K^+ \rightarrow \pi^0 e^+ \nu$ [842]. The dimension-

six top quark contribution $X_{\text{SM}} = 1.464 \pm 0.041$ [844, 845] accounts for around 63% and almost 100% of the total rates. It is known to NLO [547, 548], with a scale uncertainty of about 1%. In $K^+ \rightarrow \pi^+ \nu \bar{\nu}$, dimension-six charm quark corrections and subleading dimension-eight charm and LD up quark effects, characterized by $P_c = 0.38 \pm 0.04$ [844, 845] and $\delta P_{c,u} = 0.04 \pm 0.02$ [846], amount to a moderate 33% and a mere 4%. Light quark contributions are negligible in the case of the $K_L \rightarrow \pi^0 \nu \bar{\nu}$ decay [861].

Taking into account all the indirect constraints from the latest global unitarity triangle (UT) fit, the SM predictions for the two $K \rightarrow \pi \nu \bar{\nu}$ rates read

$$\mathcal{B}(K^+ \rightarrow \pi^+ \nu \bar{\nu})_{\text{SM}} = (8.4 \pm 1.0) \cdot 10^{-11}, \quad \mathcal{B}(K_L \rightarrow \pi^0 \nu \bar{\nu})_{\text{SM}} = (2.7 \pm 0.4) \cdot 10^{-11}. \quad (176)$$

The quoted central value of $K^+ \rightarrow \pi^+ \nu \bar{\nu}$ corresponds to $m_c = 1.3 \text{ GeV}$ and the given error breaks down as follows: residual scale uncertainties (13%), m_c (22%), CKM, α_s , and m_t (37%), and matrix-elements from $K^+ \rightarrow \pi^0 e^+ \nu$ and light quark contributions (28%). The main source of uncertainty in $K_L \rightarrow \pi^0 \nu \bar{\nu}$ is parametric (74%), while the impact of scales (11%) and IB (15%) is subdominant. SM predictions for $K \rightarrow \pi \nu \bar{\nu}$ with total uncertainties at the level of 5% or below are thus possible through a better knowledge of m_c , of the IB in the $K \rightarrow \pi$ form factors, and/or by a lattice study [862] of higher-dimensional and LD contributions.

While the determination of $|V_{td}|$, $\sin 2\beta$, and γ from the $K \rightarrow \pi \nu \bar{\nu}$ system is without doubt still of interest, with the slow progress in measuring the relevant branching ratios and much faster progress in the extraction of the angle γ from the $B_s \rightarrow DK$ system to be expected at the LHC, the role of the $K \rightarrow \pi \nu \bar{\nu}$ system will shift towards the search for NP rather than the determination of the CKM parameters.

In fact, determining the UT from tree-level dominated K - and B -decays and thus independently of NP will allow to find the “true” values of the CKM parameters. Inserting these, hopefully accurate, values in Eqs. (174) and (175) will allow to obtain very precise SM predictions for the rates of both rare K -decays. A comparison with future data on $K \rightarrow \pi \nu \bar{\nu}$ may then give a clear signal of potential NP contributions in a theoretically clean environment. Even deviations by 20% from the SM expectations could be considered as signals of NP, while such a conclusion cannot be drawn in most other decays, in which the theoretical errors are at least 10%.

3.8.3 $K_L \rightarrow \pi^0 \ell^+ \ell^-$ in the SM

As mentioned in the introduction, the $K_L \rightarrow \pi^0 \ell^+ \ell^-$ amplitudes have three main components. The interesting direct-CPV component, proportional to $\text{Im } \lambda_t$, is generated by Z^0 -, γ -penguins and box diagrams and is SD dominated. It is encoded by local dimension-six vector $Q_{7V} = (\bar{s}d)_V(\bar{\ell}\ell)_V$ and axial-vector $Q_{7A} = (\bar{s}d)_V(\bar{\ell}\ell)_A$ operators, whose Wilson coefficients $y_{7V,7A}$ are known to NLO [863]. The former produces the $\ell^+ \ell^-$ pair in a 1^{--} state, the latter both in 1^{++} and 0^{-+} states. As in the $K \rightarrow \pi \nu \bar{\nu}$ case, the corresponding hadronic matrix elements are obtained precisely from $K_{\ell 3}$ decays [842].

The other two components are of electromagnetic origin and are dominated by LD dynamics. These contributions cannot be computed from first principles. However, they can be related to measurable quantities within Chiral Perturbation Theory (CHPT). The indirect CPV amplitude, $\mathcal{A}(K_L \approx \varepsilon K_1 \rightarrow \pi^0 \gamma^* \rightarrow \pi^0 \ell^+ \ell^-)$ is determined [864] — up to a sign ambiguity — by the measurements of $\mathcal{B}(K_S \rightarrow \pi^0 \ell^+ \ell^-)$. In this case the $\ell^+ \ell^-$ pair is produced in a 1^{--} state and interferes with the SD contribution of Q_{7V} . As discussed in [852, 865], various theoretical arguments point toward a constructive interference. Finally, the CPC contribution ($K_L \rightarrow \pi^0 \gamma^* \gamma^* \rightarrow \pi^0 \ell^+ \ell^-$) produces the $\ell^+ \ell^-$ pair either in a helicity-suppressed 0^{++} state or in a phase-space suppressed 2^{++} state. Within CHPT, only the 0^{++} state is produced at LO through the finite two-loop process $K_L \rightarrow \pi^0 P^+ P^- \rightarrow \pi^0 \gamma \gamma \rightarrow \pi^0 \ell^+ \ell^-$ ($P = \pi, K$). Higher-order corrections are estimated using $K_L \rightarrow \pi^0 \gamma \gamma$ experimental data for both the 0^{++} and 2^{++} contributions [852, 853].

	C_{dir}^ℓ	C_{int}^ℓ	C_{mix}^ℓ	$C_{\gamma\gamma}^\ell$
$\ell = e$	(4.62 ± 0.24)	$(w_{7V}^2 + w_{7A}^2)$	$(11.3 \pm 0.3) w_{7V}$	$14.5 \pm 0.5, \approx 0$
$\ell = \mu$	(1.09 ± 0.05)	$(w_{7V}^2 + 2.32w_{7A}^2)$	$(2.63 \pm 0.06) w_{7V}$	$3.36 \pm 0.20 \quad 5.2 \pm 1.6$

Table 41: Numerical coefficients for the evaluation of $\mathcal{B}(K_L \rightarrow \pi^0 \ell^+ \ell^-)$ as given in Eq. (177).

Altogether, the branching ratios can be expressed as [852, 853]:

$$\mathcal{B}(K_L \rightarrow \pi^0 \ell^+ \ell^-) = (C_{dir}^\ell \pm C_{int}^\ell |a_S| + C_{mix}^\ell |a_S|^2 + C_{\gamma\gamma}^\ell) \cdot 10^{-12}, \quad (177)$$

where the C_i are reported in Table 41, $w_{7A,7V} = \text{Im}(\lambda_t y_{7A,7V}) / \text{Im} \lambda_t$, and $|a_S| = 1.2 \pm 0.2$ is fixed from $\mathcal{B}^{\text{exp}}(K_S \rightarrow \pi^0 \ell^+ \ell^-)$ [866, 867]. Using the SM values of $y_{7A,7V}$ [863], the predicted rates are

$$\mathcal{B}_{\text{SM}}^{e^+e^-} = 3.54_{-0.85}^{+0.98} (1.56_{-0.49}^{+0.62}) \cdot 10^{-11}, \quad \mathcal{B}_{\text{SM}}^{\mu^+\mu^-} = 1.41_{-0.26}^{+0.28} (0.95_{-0.21}^{+0.22}) \cdot 10^{-11}, \quad (178)$$

for constructive (destructive) interference. Currently, the theory error (see Fig. 46a) is dominated by the uncertainty on $|a_S|$. Better measurements of $\mathcal{B}(K_S \rightarrow \pi^0 \ell^+ \ell^-)$ would thus be very welcome. Also, better measurements of $K_L \rightarrow \pi^0 \gamma\gamma$ would help in reducing the error on the 0^{++} and 2^{++} contributions. Alternatively, they can be partially cut away through energy cuts or Dalitz plot analyses [852, 853, 868]. As shown in Fig. 46a, the irreducible theoretical errors on these modes can be pushed below the 10% level, allowing very significant tests of flavour physics.

The integrated forward-backward (or lepton-energy) asymmetry (see references in [868]), generated by the interference between CPC and CPV amplitudes, cannot be reliably estimated at present for $\ell = e$ because of the poor theoretical control on the 2^{++} contribution. In the case of A_{FB}^μ the situation is better since the 2^{++} part is negligible. One has $A_{FB}^\mu \approx 20\%$ (-12%) for constructive (destructive) interference. Interestingly, though the error is large, A_{FB}^μ can be used to fix the sign of a_S .

Let us close with a short comment on $K_L \rightarrow \mu^+ \mu^-$. Here the SD part is CPC and has recently been evaluated at NNLO [869]. The much larger LD contribution proceeds via two photons. While its absorptive part is fixed from $K_L \rightarrow \gamma\gamma$, its dispersive part is difficult to estimate, requiring unknown counterterms in CHPT [870]. Moreover, in this case the two-photon LD amplitude interferes with the SD one (they both produce a lepton pair in a 0^{-+} state). This interference, which depends on the sign of $\mathcal{A}(K_L \rightarrow \gamma\gamma)$, is presumably constructive [871] and better measurements of $K_S \rightarrow \pi^0 \gamma\gamma$ or $K^+ \rightarrow \pi^+ \gamma\gamma$ could settle this sign. However, even with the help of this information it is difficult to reduce the theoretical error below $\sim 50\%$ of the SD contribution.

3.8.4 $K^+ \rightarrow \pi^+ \nu \bar{\nu}$ and $K_L \rightarrow \pi^0 \nu \bar{\nu}$ beyond the SM

Minimal Flavour Violation In models with Minimal Flavour Violation (MFV) [10, 12] both decays are, like in the SM, governed by a single real function X that can take a different value than in the SM due to new particle exchange in the relevant Z^0 -penguin and box diagrams (see Fig. 43a). Restricting first our discussion to the so-called constrained MFV (CMFV) (see [872]), in which strong correlations between K - and B -decays exist, one finds that the branching ratios for $K^+ \rightarrow \pi^+ \nu \bar{\nu}$ and $K_L \rightarrow \pi^0 \nu \bar{\nu}$ cannot be much larger than their SM values given in Eq. (176). The 95% probability bounds read [190]

$$\mathcal{B}(K^+ \rightarrow \pi^+ \nu \bar{\nu})_{\text{CMFV}} \leq 11.9 \cdot 10^{-11}, \quad \mathcal{B}(K_L \rightarrow \pi^0 \nu \bar{\nu})_{\text{CMFV}} \leq 4.6 \cdot 10^{-11}. \quad (179)$$

Explicit calculations in a model with one Universal Extra Dimension (UED) [181] and in the Littlest Higgs model without T -parity [142] give explicit examples of this scenario with the branching ratios within 20% of the SM expectations. The latest detailed analysis of $K \rightarrow \pi \nu \bar{\nu}$ in the Minimal Supersymmetric SM (MSSM) with MFV can be found in [860].

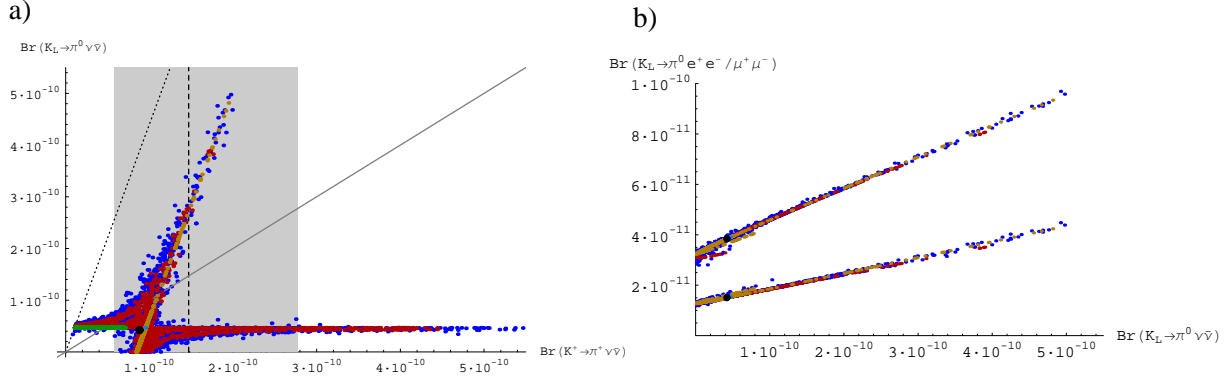


Fig. 44: a) $\mathcal{B}(K_L \rightarrow \pi^0 \nu \bar{\nu})$ vs. $\mathcal{B}(K^+ \rightarrow \pi^+ \nu \bar{\nu})$ in the LHT model [158]. The shaded area represents the experimental 1σ -range for $\mathcal{B}(K^+ \rightarrow \pi^+ \nu \bar{\nu})$. The GN bound is displayed by the dotted line, while the solid line separates the two areas where $\mathcal{B}(K_L \rightarrow \pi^0 \nu \bar{\nu})$ is larger or smaller than $\mathcal{B}(K^+ \rightarrow \pi^+ \nu \bar{\nu})$. b) $\mathcal{B}(K_L \rightarrow \pi^0 e^+ e^-)$ (upper curve) and $\mathcal{B}(K_L \rightarrow \pi^0 \mu^+ \mu^-)$ (lower curve) as functions of $\mathcal{B}(K_L \rightarrow \pi^0 \nu \bar{\nu})$ in the LHT model [158].

Probably the most interesting property of this class of models is a theoretically clean determination of the angle β of the standard UT, which utilizes both branching ratios and is independent of the value of X [873, 874]. Consequently, this determination is universal within the class of MFV models and any departure of the resulting value of β from the corresponding one measured in B -decays would signal non-MFV interactions.

Littlest Higgs Model with T -parity The structure of $K \rightarrow \pi \nu \bar{\nu}$ decays in the Littlest Higgs model with T -parity (LHT) differs notably from the one found in MFV models due to the presence of mirror quarks and leptons that interact with the light fermions through the exchange of heavy charged (W_H^\pm) and neutral (Z_H^0, A_H^0) gauge bosons. The mixing matrix V_{Hd} that governs these interactions can differ from V_{CKM} , which implies the presence of non-MFV interactions. Instead of a single real function X that is universal within the K -, B_d - and B_s -systems in MFV models, one now has three functions

$$X_K = |X_K|e^{i\theta_K}, \quad X_d = |X_d|e^{i\theta_d}, \quad X_s = |X_s|e^{i\theta_s}, \quad (180)$$

that due to the presence of mirror fermions can have different phases and magnitudes. Moreover, it is important to note that mirror fermion contributions are enhanced by a CKM factor $1/\lambda_t^{(i)}$ with $i = K, d, s$ for the K -, B_d - and B_s -systems respectively. As $\lambda_t^{(K)} \simeq 4 \cdot 10^{-4}$, whereas $\lambda_t^{(d)} \simeq 1 \cdot 10^{-2}$ and $\lambda_t^{(s)} \simeq 4 \cdot 10^{-2}$, the deviation from the SM prediction in the K -system is found to be by more than an order of magnitude larger than in the B_d -system, and even by two orders of magnitude larger than in the B_s -system. This possibility can have a major impact on the $K \rightarrow \pi \nu \bar{\nu}$ system, since the correlations between K - and B -decays are partially lost and the presence of a large phase θ_K can change the pattern of these decays from the one observed in MFV. A detailed analysis [158] shows that both branching ratios can depart significantly from their SM values, and can be as high as $5.0 \cdot 10^{-10}$. As shown in Fig. 44a, there are two branches of allowed values with strong correlations between both branching ratios within a given branch. In the lower branch only $\mathcal{B}(K^+ \rightarrow \pi^+ \nu \bar{\nu})$ can differ substantially from the SM expectations reaching values well above the present central experimental value. In the second branch $\mathcal{B}(K_L \rightarrow \pi^0 \nu \bar{\nu})$ and $\mathcal{B}(K^+ \rightarrow \pi^+ \nu \bar{\nu})$ can be as high as $5.0 \cdot 10^{-10}$ and $2.3 \cdot 10^{-10}$, respectively. Moreover, $\mathcal{B}(K_L \rightarrow \pi^0 \nu \bar{\nu})$ can be larger than $\mathcal{B}(K^+ \rightarrow \pi^+ \nu \bar{\nu})$ which is excluded within MFV models. Other features distinguishing this model from MFV are thoroughly discussed in [158].

Supersymmetry Within the MSSM with R -parity conservation, sizable non-standard contributions to $K \rightarrow \pi\nu\bar{\nu}$ decays can be generated if the soft-breaking terms have a non-MFV structure. The leading amplitudes giving rise to large effects are induced by: i) chargino/up-squark loops [131, 847, 875, 876] ii) charged Higgs/top quark loops [877]. In the first case, large effects are generated if the left-right mixing (A term) of the up-squarks has a non-MFV structure [10]. In the second case, deviations from the SM are induced by non-MFV terms in the right-right down sector, provided the ratio of the two Higgs vacuum expectation values ($\tan\beta = v_u/v_d$) is large ($\tan\beta \sim 30 - 50$).

The effective Hamiltonian encoding SD contributions in the general MSSM has the following structure:

$$\mathcal{H}_{\text{eff}}^{(\text{SD})} \propto \sum_{l=e,\mu,\tau} V_{ts}^* V_{td} [X_L (\bar{s}_L \gamma^\mu d_L) (\bar{\nu}_{lL} \gamma_\mu \nu_{lL}) + X_R (\bar{s}_R \gamma^\mu d_R) (\bar{\nu}_{lL} \gamma_\mu \nu_{lL})] , \quad (181)$$

where the SM case is recovered for $X_R = 0$ and $X_L = X_{\text{SM}}$. In general, both X_R and X_L are non-vanishing, and the misalignment between quark and squark flavour structures implies that they are both complex quantities. Since the $K \rightarrow \pi$ matrix elements of $(\bar{s}_L \gamma^\mu d_L)$ and $(\bar{s}_R \gamma^\mu d_R)$ are equal, the combination $X_L + X_R$ allows us to describe all the SD contributions to $K \rightarrow \pi\nu\bar{\nu}$ decays. More precisely, we can simply use the SM expressions for the branching ratios in Eqs. (174) to (175) with the following replacement

$$X_{\text{SM}} \rightarrow X_{\text{SM}} + X_L^{\text{SUSY}} + X_R^{\text{SUSY}} . \quad (182)$$

In the limit of almost degenerate superpartners, the leading chargino/up-squarks contribution is [876]:

$$X_L^{\chi^\pm} \approx \frac{1}{96} \left[\frac{(\delta_{LR}^u)_{23} (\delta_{RL}^u)_{31}}{\lambda_t} \right] = \frac{1}{96\lambda_t} \frac{(\tilde{M}_u^2)_{2L3R} (\tilde{M}_u^2)_{3R1L}}{(\tilde{M}_u^2)_{LL} (\tilde{M}_u^2)_{RR}} . \quad (183)$$

As pointed out in [876], a remarkable feature of the above result is that no extra $\mathcal{O}(M_W/M_{\text{SUSY}})$ suppression and no explicit CKM suppression is present (as it happens in the chargino/up-squark contributions to other processes). Furthermore, the (δ_{LR}^u) -type mass insertions are not strongly constrained by other B - and K -observables. This implies that large departures from the SM expectations in $K \rightarrow \pi\nu\bar{\nu}$ decays are allowed, as confirmed by the complete analyses in [192, 860]. As illustrated in Fig. 45a, $K \rightarrow \pi\nu\bar{\nu}$ are the best observables to determine/constrain from experimental data the size of the off-diagonal (δ_{LR}^u) mass insertions or, equivalently, the up-type trilinear terms A_{i3} [$(\tilde{M}_u^2)_{iL3R} \approx m_t A_{i3}$]. Their measurement is therefore extremely interesting also in the LHC era.

In the large $\tan\beta$ limit, the charged Higgs/top quark exchange leads to [877]:

$$X_R^{H^\pm} \approx \left[\left(\frac{m_s m_d t_\beta^2}{2M_W^2} \right) + \frac{(\delta_{RR}^d)_{31} (\delta_{RR}^d)_{32}}{\lambda_t} \left(\frac{m_b^2 t_\beta^2}{2M_W^2} \right) \frac{\epsilon_{RR}^2 t_\beta^2}{(1 + \epsilon_i t_\beta)^4} \right] f_H(y_{tH}) , \quad (184)$$

where $y_{tH} = m_t^2/M_H^2$, $f_H(x) = x/4(1-x) + x \log x/4(x-1)^2$ and $\epsilon_{i,RR} t_\beta = \mathcal{O}(1)$ for $t_\beta = \tan\beta \sim 50$. The first term of Eq. (184) arises from MFV effects and its potential $\tan\beta$ enhancement is more than compensated by the smallness of $m_{d,s}$. The second term on the r.h.s. of Eq. (184), which would appear only at the three-loop level in a standard loop expansion can be largely enhanced by the $\tan^4\beta$ factor and does not contain any suppression due to light quark masses. Similarly to the double mass-insertion mechanism of Eq. (183), also in this case the potentially leading effect is the one generated when two off-diagonal squark mixing terms replace the two CKM factors V_{ts} and V_{td} .

The coupling of the $(\bar{s}_R \gamma^\mu d_R) (\bar{\nu}_L \gamma_\mu \nu_L)$ effective FCNC operator, generated by charged-Higgs/top quark loops is phenomenologically relevant only at large $\tan\beta$ and with non-MFV right-right soft-breaking terms: a specific but well-motivated scenario within grand-unified theories (see e.g. [878, 879]). These non-standard effects do not vanish in the limit of heavy squarks and gauginos, and have a slow decoupling with respect to the charged-Higgs boson mass. As shown in [877] the B -physics constraints still allow a large room of non-standard effects in $K \rightarrow \pi\nu\bar{\nu}$ even for flavour-mixing terms of CKM size (see Fig. 45b).

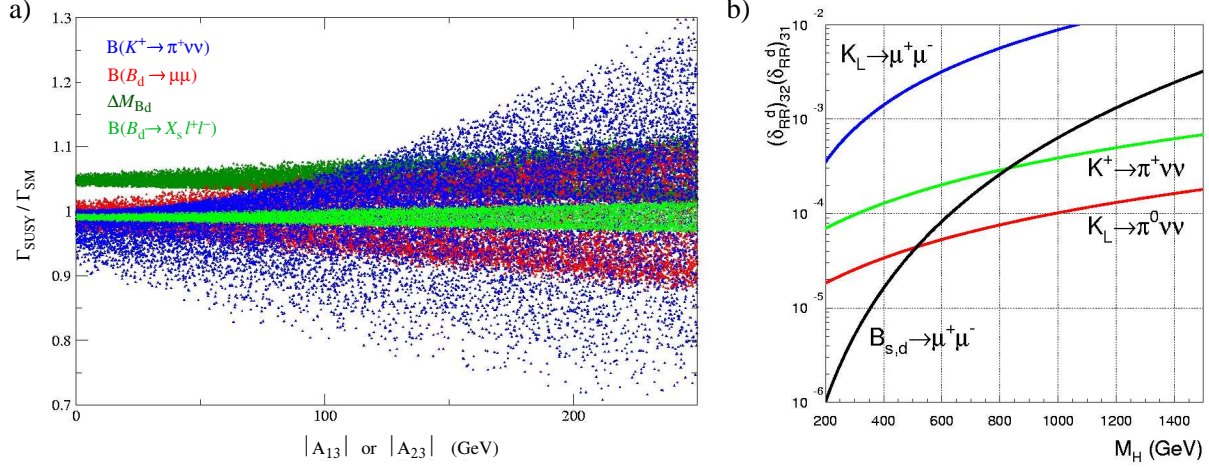


Fig. 45: Supersymmetric contributions to $K \rightarrow \pi \nu \bar{\nu}$. a) Dependence of various FCNC observables (normalized to their SM value) on the up-type trilinear terms A_{13} and A_{23} , for $A_{ij} \leq \lambda A_0$ and $\tan \beta = 2-4$ (other key parameters in GeV: $\mu = 500 \pm 10$, $M_2 = 300 \pm 10$, $M_{\tilde{u}_R} = 600 \pm 20$, $M_{\tilde{q}_L} = 800 \pm 20$, $A_0 = 1000$) [860]. b) Sensitivity to $(\delta_{RR}^d)_{23}(\delta_{RR}^d)_{31}$ of various rare K - and B -decays as a function of M_{H^+} , setting $\tan \beta = 50$, $\mu < 0$ and assuming almost degenerate superpartners (the bounds from the two $K \rightarrow \pi \nu \bar{\nu}$ modes are obtained assuming a 10% measurement of their branching ratios while the $B_{s,d} \rightarrow \mu^+ \mu^-$ bounds refer to the present experimental limits [877]).

3.8.5 $K_L \rightarrow \pi^0 \ell^+ \ell^-$ beyond the SM

Within the SM $K_L \rightarrow \pi^0 e^+ e^-$ and $K_L \rightarrow \pi^0 \mu^+ \mu^-$ decays have a very similar dynamics, but for the different lepton masses. This makes them an ideal probe of NP effects when taken in combination [853, 868]. Moreover, $K_L \rightarrow \pi^0 \mu^+ \mu^-$ is sensitive to Higgs-induced helicity-suppressed operators, to which $K \rightarrow \pi \nu \bar{\nu}$ (and $K_L \rightarrow \pi^0 e^+ e^-$) are blind.

NP with SM operators In many scenarios, such as enhanced electroweak penguins (EERP) [761], the MSSM at moderate $\tan \beta$ [880], Little Higgs models (LHT) [158], UED [181], and leptoquark models [881], NP only modifies the strength of the SM operators, without introducing new structures. In general, these models induce larger effects for $K_L \rightarrow \pi^0 \nu \bar{\nu}$ than for $K_L \rightarrow \pi^0 \ell^+ \ell^-$. Still, the latter modes should not be disregarded as they offer the possibility to disentangle effects in the vector and axial-vector currents. Indeed, Q_{7A} produces the final lepton pair also in a helicity-suppressed 0^{-+} state, hence contributes differently to $K_L \rightarrow \pi^0 e^+ e^-$ and $K_L \rightarrow \pi^0 \mu^+ \mu^-$, while the Q_{7V} contributions are identical for both modes (up to phase-space corrections, and assuming lepton flavour universality) [853].

As a consequence, the area spanned in the $\mathcal{B}(K_L \rightarrow \pi^0 e^+ e^-) - \mathcal{B}(K_L \rightarrow \pi^0 \mu^+ \mu^-)$ plane for arbitrary $w_{7A,7V}$ is non-trivial, see Fig. 46b. Taking all errors into account, this translates into the bounds $0.1 + 0.24 \mathcal{B}^{ee} \leq \mathcal{B}^{\mu\mu} \leq 0.6 + 0.58 \mathcal{B}^{ee}$ with $\mathcal{B}^{\ell\ell} = \mathcal{B}(K_L \rightarrow \pi^0 \ell^+ \ell^-) \cdot 10^{11}$ [868].

Usually, in specific models, there are correlations between the effects of NP on Q_{7V} and Q_{7A} operators. In the MSSM at moderate $\tan \beta$, the dominant effect is due to chargino contributions to Z^0 - and γ -penguins [131, 847, 875, 876] sensitive to the double up-squark mass insertions. Since Z^0 - and γ -penguins are correlated, so are Q_{7V} and Q_{7A} and only a subregion of the red area can be reached. This is true whether or not there are new CP-phases. Interestingly, in the LHT model [158], the contributions to w_{7V} cancel each other to a large extent, leading to a quasi one-to-one correspondence, see Fig. 44b. This constitutes a powerful test of the model. In the case of MFV, the overall effect is found to be always smaller than for $K_L \rightarrow \pi^0 \nu \bar{\nu}$, with a maximum enhancement w.r.t. the SM of about 10% [860]. Finally,

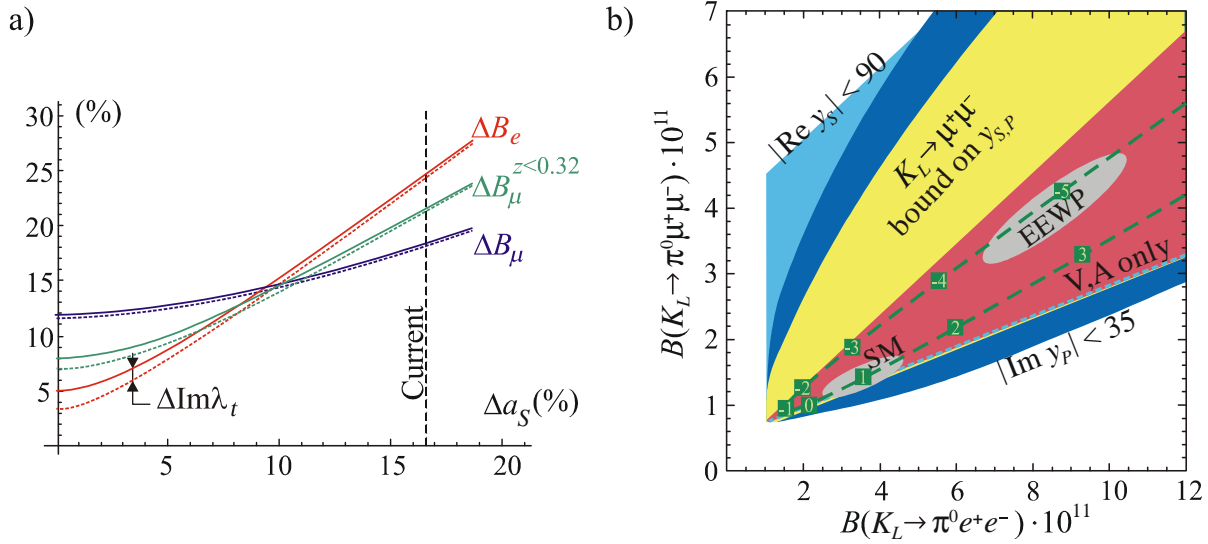


Fig. 46: a) Theory error as a function of the error on $|a_S|$. b) $\mathcal{B}(K_L \rightarrow \pi^0 \mu^+ \mu^-)$ against $\mathcal{B}(K_L \rightarrow \pi^0 e^+ e^-)$ for various NP scenarios [868]. The red sector is allowed for the Wilson coefficients y_{7A} and y_{7V} , exclusively, to take arbitrary values; the green broken line with squares corresponds to a common rescaling of the two coefficients. The LHT result of [158] lies between EEWP and V,A only. Light blue (dark blue) corresponds to arbitrary $y_{7A,7V}$ together with $|\text{Re} y_S| < 90$ ($|\text{Im} y_P| < 35$), respectively, while the yellow region corresponds to $y_{7A,7V,S,P}$ arbitrary but compatible with the $\mathcal{B}(K_L \rightarrow \mu^+ \mu^-)$ measurement, where y_S and y_P are the coefficients for scalar and pseudoscalar operators.

the contribution of the dipole operator $(\bar{s}\sigma^{\mu\nu}d)F_{\mu\nu}$ can be absorbed into w_{7V} [131] and NP contributions of this type cannot be singled out.

NP with New Operators NP could of course also induce new operators. A systematic analysis of the impact of all possible dimension-six semileptonic operators on $K_L \rightarrow \pi^0 \ell^+ \ell^-$ can be found in [868]. Here we concentrate on the most interesting case of (pseudo-)scalar operators $Q_S = (\bar{s}d)(\bar{\ell}\ell)$ and $Q_P = (\bar{s}d)(\bar{\ell}\gamma_5\ell)$, inducing a CPC (CPV) contribution. These operators are enhanced in the MSSM at large $\tan\beta$ where they originate from neutral Higgs exchanges and are sensitive to down-squark mass insertions [553]. Being helicity-suppressed, they affect only the muon mode and can lead to a clear signal outside the red region in Fig. 46b. Of course, in the MSSM, the $(\bar{s}\gamma_5d)(\bar{\ell}\ell)$ and $(\bar{s}\gamma_5d)(\bar{\ell}\gamma_5\ell)$ operators, contributing to $K_L \rightarrow \ell^+ \ell^-$, are also generated. Interestingly, the current $\mathcal{B}(K_L \rightarrow \mu^+ \mu^-)^{\text{exp}}$ still leaves open the large yellow region in Fig. 46b, when combined with general $Q_{7V,7A}$ operators.

Finally, note that tree-level leptoquark exchange [881] or sneutrino exchange in SUSY without R -parity [882–885] can also induce (pseudo-)scalar operators, but without helicity-suppression. However, to evade the strong constraint from $\mathcal{B}(K_L \rightarrow e^+ e^-)^{\text{exp}} = (9_{-4}^{+6}) \cdot 10^{-12}$, one would need to invoke a large breaking of lepton-flavour universality to have a visible effect in $K_L \rightarrow \pi^0 \mu^+ \mu^-$.

3.8.6 Conclusions on the theoretical prospects

Rare K -decays are excellent probes of New Physics. Firstly, their exceptional cleanness allows to access very high energy scales. As stressed recently in [35, 158, 841, 860], NP could be seen in rare K -decays without significant signals in $B_{d,s}$ -decays and, in specific scenarios, even without new particles within the LHC reach. Secondly, if LHC finds NP, its energy scale will be fixed. Then, the combined measurements of the four rare K -modes would help in discriminating among NP models. For instance, we have

seen that specific correlations exist in MFV or LHT, which can be used as powerful tests (see Fig. 44). Further, in all cases, the information extracted from the four modes is essential to establish the NP flavour structure in the $s \rightarrow d$ sector, as illustrated in the MSSM at both moderate (see Fig. 45a) and large $\tan \beta$ (see Figs. 45b and 46b). Rare K -decays are thus an integral part, along with B -physics and collider observables, of the grand project of reconstructing the NP model from data. Experimentally, together with these very rare modes, improving bounds on forbidden decays (e.g. $K \rightarrow \pi e \mu$) can be interesting. Also, rare K -decays would benefit from experimental progress in (less rare) radiative K -decays like $K_S \rightarrow \pi^0 \ell^+ \ell^-$ (see Fig. 46a). For all these reasons, it is very important to pursue ambitious K -physics programs in the era of the LHC.

3.8.7 Program at CERN

The proposed experiment NA62 (formerly NA48/3) at CERN-SPS [886] aims to collect about 80 $K^+ \rightarrow \pi^+ \nu \bar{\nu}$ events with an excellent signal over background ratio in two years of running, allowing for a 10% measurement of the branching ratio of the $K^+ \rightarrow \pi^+ \nu \bar{\nu}$ decay. The data taking should start in 2010. NA62 will replace the NA48 apparatus at CERN and will make use of the existing beam line. The layout of the experiment is sketched in figure 47.

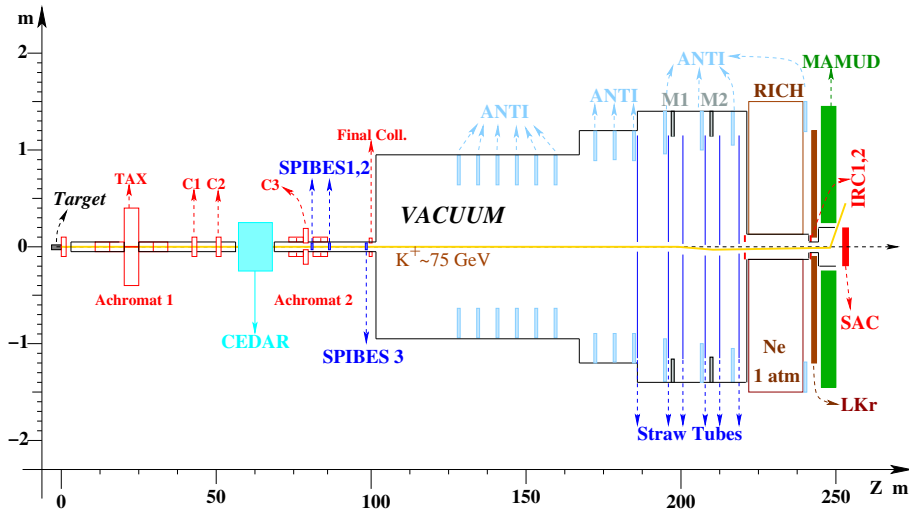


Fig. 47: Layout of the NA62 (NA48/3) experiment.

The experiment proposes to exploit a kaon decay in flight technique to achieve 10% of signal acceptance. An intense 400 GeV/c proton beam, extracted from the SPS, produces a secondary charged beam by impinging on a Be target. A 100 m long beam line selects a 75 GeV/c momentum beam with a 1% RMS momentum band. This beam covers a 16 cm² area, has an average rate of about 800 MHz and is composed by 6% of K^+ and 94% of π^+ , e^+ and protons. A differential Cerenkov counter (CEDAR) placed along the beam line ensures a positive kaon identification. The beam enters in a 80 m long decay region evacuated at a level of 10^{-6} mbar, enough to avoid sizeable background from the interaction of the particles with the residual gas. The kaon decay rate in the decay region is about 6 MHz : it provides about 10^{13} K^+ decays in two years of data taking, assuming 100 days as running time at 60% of efficiency, which is a very realistic estimate based on the decennial NA48 experience at the SPS.

The experimental signature of a $K^+ \rightarrow \pi^+ \nu \bar{\nu}$ is one reconstructed positive track in the downstream detector. The squared missing mass allows a kinematical separation between the signal and about 90% of the total background (see figure 48). The precise kinematical reconstruction of the event requires a performing tracking system for the beam particles and the charged decay products of the kaons.

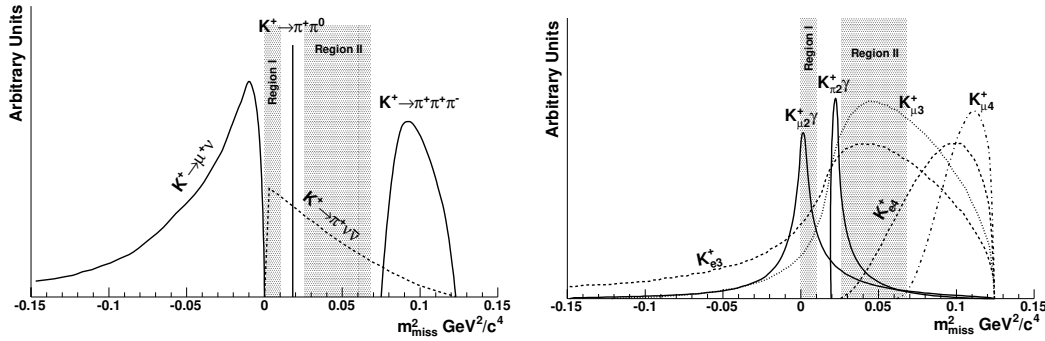


Fig. 48: Squared missing mass for Kaon decays. The squared missing mass is defined as the square of the difference between the 4-momentum of the kaon and of the decayed track in the hypothesis that it is a pion.

The beam tracker consists of three Si pixels stations (SPIBES) having a surface of $36 \times 48 \text{ mm}^2$. The charged particle rate on each station is about 60 MHz cm^{-2} on average. The stations are made up by $300 \times 300 \text{ }\mu\text{m}^2$ pixels, $300 \text{ }\mu\text{m}$ thick and containing the sensor and the chip bump-bonded on it. At least 200 ps time resolution per station is required to provide a suitable tag of the kaon track. A mistagging of the kaon, in fact, may be a source of background because it spoils the resolution of the reconstructed squared missing mass.

Six straw chambers, 0.5% radiation length thick, placed in the same vacuum of the decay region form the downstream spectrometer. Two magnets provide a redundant measurement of the particle momentum, useful to keep the non gaussian tails of the reconstruction under control. The central hole of each station, which lets the undecayed beam pass through, must be displaced in the bending plane of the magnets according to the path of the $75 \text{ GeV}/c$ positive beam. This configuration allows the tracker to be used as a veto for negative particles up to $60 \text{ GeV}/c$, needed for the rejection of backgrounds like $K^+ \rightarrow \pi^+ \pi^- e^+ \nu$. A reduced size prototype will be built and tested in 2007.

A system of γ vetoes, a μ veto and a RICH complement the tracking system to guarantee a 10^{13} level of background rejection.

A 18 m long RICH located after the spectrometer and filled with Ne at atmospheric pressure is the core of the $e^+/\pi/\mu$ separation. A 11 cm radius beam pipe crosses the RICH and two tilted mirrors at the end reflect the Cerenkov light toward an array of about 2000 phototubes placed in the focal plane. Simulations showed that enough photoelectrons can be collected per track to achieve a better than 3σ π/μ separation between 15 and $35 \text{ GeV}/c$. The RICH provides also the timing of the downstream track with a 100 ps time resolution. The construction and test of a full length prototype is planned for 2007.

A combination of calorimeters covering up to 50 mrad serves to identify the photons. Ring-shaped calorimeters, most of them laying in the high vacuum of the decay region, cover the angular region between 10 and 50 mrad . Tests on prototypes built using lead scintillator tiles and scintillating fibers are scheduled for 2007 at a tagged γ facility at LNF. The existing NA48 liquid krypton calorimeter (LKr) [887] is intended to be used as a veto for γ down to 1 mrad . Data taken by NA48/2 in 2004 and a test run performed in 2006 using a tagged γ beam at CERN show that the LKr matches our requests in terms of efficiency. A program of consolidation and update of the readout electronics of the LKr is under way. Small calorimeters around the beam pipe and behind the muon veto cover the low angle region.

Six meters of alternated plates of iron and extruded scintillators form a hadronic sampling calorimeter (MAMUD), able to provide a $10^5 \mu$ rejection. An aperture in the center lets the beam pass through and a magnetic field inside deflects the beam out of the acceptance of the last γ veto.

Simulations of the whole apparatus based on GEANT3 and GEANT4 showed that 10% signal ac-

ceptance are safely achievable. The use of the RICH constrains the accepted pion track within the (15, 35) GeV/ c momentum range. The higher cut is an important loss of signal acceptance, but assures that events like $K^+ \rightarrow \pi^+\pi^0$ deposit at least 40 GeV of electromagnetic energy, making their rejection easier. The simulations indicate that a 10% background level is nearly achievable.

The overall experimental design requires a sophisticated technology for which an intense R&D program is started. Actually we propose an experiment able to reach a sensitivity of 10^{-12} per event, employing existing infrastructure and detectors at CERN.

3.8.8 Program at J-PARC

The Japan Proton Accelerator Research Complex (J-PARC) [888] is a new facility being constructed in the Tokai area of Japan as a joint project of High Energy Accelerator Research Organization (KEK) and Japan Atomic Energy Agency. Slow-extracted proton beam, which is of 30GeV and whose intensity is 2×10^{14} protons per 0.7-sec spill every 3.3 sec at the Phase-1, is transported to the experimental area called NP Hall (figure 49). The proton beam hits the target and produces a variety of secondary particles, including low-energy K^+ 's and K_L 's.

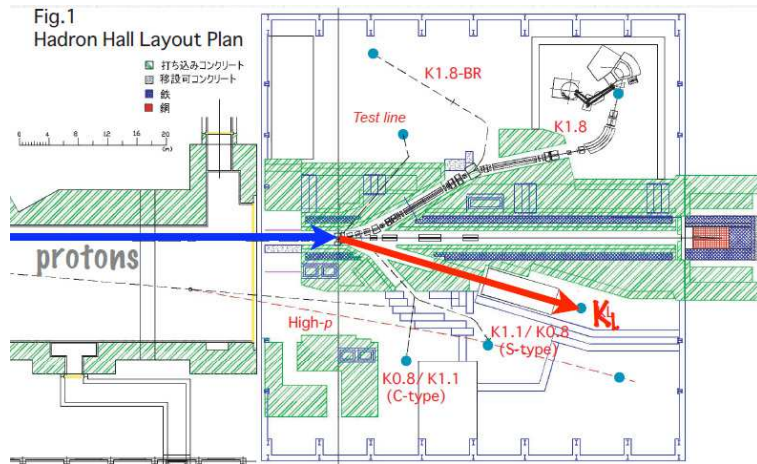


Fig. 49: A plan for the layout of NP Hall at J-PARC.

The first PAC meeting for Nuclear and Particle Physics Experiments at J-PARC was held in the early summer of 2006 [889]. Concerning kaon physics, two proposals: “Measurement of T-violating Transverse Muon Polarization in $K^+ \rightarrow \pi^0\mu^+\nu$ Decays” and “Proposal for $K_L \rightarrow \pi^0\nu\bar{\nu}$ Experiment at J-Parc” received scientific approval. The latter proposal on the $K_L \rightarrow \pi^0\nu\bar{\nu}$ decay is discussed in this section; the former one is discussed in the “Charged Lepton CP/T” section of WG3.

The branching ratio for $K_L \rightarrow \pi^0\nu\bar{\nu}$ is predicted to be $(2.7 \pm 0.4) \times 10^{-11}$ in the Standard Model, while the experimental upper limit, 6.7×10^{-8} at the 90% confidence level, is currently set by the E391a Collaboration at the KEK 12-GeV PS using the data collected during the second period of data taking [857]. E391a was the first dedicated experiment for $K_L \rightarrow \pi^0\nu\bar{\nu}$ and aimed to be a pilot experiment. The new proposal at J-PARC [890] is to measure the branching ratio with an uncertainty less than 10% and takes a step-by-step approach to achieve this goal.

The common T1 target on the A-line and the beamline with a 16-degree extraction angle, as shown in figure 49, will be used in the first stage of the experiment (E14). Survey of a new neutral beamline in the first year of J-PARC commissioning and operation is essential to understand the beam-related issues at J-PARC. The E14 experiment will be performed by the date of “5 years of LHC” ($\sim 2012/2013$); the goal is to make the first observation of the decay. In the current simulation, 3.5 Standard Model events

with 1.8×10^{21} protons on target in total are expected with the S/N ratio of 1.4. The beamline elements and the detector of E391a will be re-used by imposing necessary modifications. A schematic view of the detector setup is shown in figure 50. In particular, the undoped CsI crystals in the calorimeter for measuring the two photons from π^0 in $K_L \rightarrow \pi^0 \nu \bar{\nu}$ will be replaced with the smaller-size and longer crystals used in the Fermilab KTeV experiment (figure 51); discussions on the loan of the crystals are in progress. The technique of waveform digitization will be used on the outputs of the counters in the detector to distinguish pile-up signals from legitimate two-photon signals under the expected high-rate conditions. A new extra photon detection system to reduce the $K_L \rightarrow \pi^0 \pi^0$ background will cover the regions in or around the neutral beam.

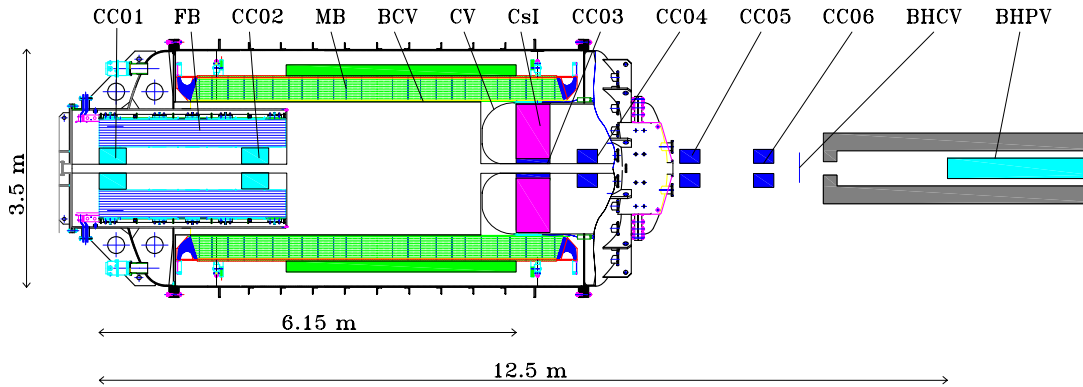


Fig. 50: Schematic view of the detector setup for the E14 experiment at J-PARC.

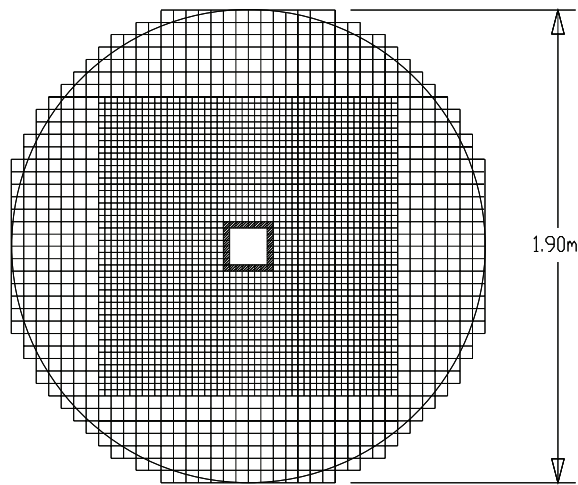


Fig. 51: Layout of the calorimeter for the J-PARC K_L experiment with the KTeV CsI crystals.

After the E14 experiment establishes the experimental techniques to achieve the physics goal, the beamline and the detector will be upgraded for the next stage. More than 100 Standard Model events (equivalent to a single event sensitivity of less than 3×10^{-13}) with a S/N ratio of 4.8 will be accumulated by the era of a “super B-factory” (~ 2020).

3.9 Charm physics

3.9.1 Case for continuing charm studies in a nutshell

While nobody can doubt the seminal role that charm studies played for the evolution and acceptance of the Standard Model (SM), conventional wisdom is less enthused about their future. Yet on closer examination a strong case emerges in two respects, both of which are based on the weak phenomenology predicted by the SM for charm:

- to gain new insights into and make progress in establishing theoretical control over QCD’s non-perturbative dynamics, which will also calibrate our theoretical tools for B studies;
- to use charm transitions as a novel window into New Physics (NP).

Lessons from the first item will have an obvious impact on the tasks listed under the second one. They might actually be of great value even beyond QCD, if the New Physics anticipated for the TeV scale is of the strongly interacting variety.

Detailed analyses of leptonic and semileptonic decays of charm hadrons provide a challenging testbed for validating lattice QCD, which is the only known framework with the promise for a truly quantitative treatment of charm hadrons that can be improved *systematically*.

While significant ‘profit’ can be ‘guaranteed’ for the first item, the situation is less clear concerning the second one, the search for New Physics. While it had to be expected that no sign of New Physics would show up at the present level of experimental sensitivity, no clear-cut benchmark has been set at which level New Physics could emerge with even odds. In that sense one is dealing with hypothesis-generating rather than probing research. It will be essential to harness the statistical power of the LHC for high quality charm studies.

Yet the situation is much more promising than it seems at first glance. New Physics scenarios in general induce flavour changing neutral currents (FCNC) that *a priori* have little reason to be as much suppressed as in the SM. More specifically they could be substantially stronger for up-type than for down-type quarks; this can happen in particular in models which have to reduce strangeness changing neutral currents below phenomenologically acceptable levels by some alignment mechanism.

In such scenarios charm plays a unique role among the up-type quarks u , c and t ; for only charm allows the full range of probes for New Physics in general and flavour-changing neutral currents in particular: (i) Since top quarks do not hadronise [891], there can be no $T^0 - \bar{T}^0$ oscillations. More generally, hadronisation, while hard to bring under theoretical control, enhances the observability of CP violation. (ii) As far as u quarks are concerned, π^0 , η and η' decay electromagnetically, not weakly. They are their own antiparticles and thus cannot oscillate. CP asymmetries are mostly ruled out by CPT invariance.

Our basic contention can then be formulated as follows: *Charm transitions provide a unique portal for a novel access to flavour dynamics with the experimental situation being a priori quite favourable (apart from the absence of Cabibbo suppression). Yet even that handicap can be overcome by statistics.*

The truly committed reader can find more nourishment for her/his curiosity in several recent reviews [892–894].

These points alluded to above will be addressed in somewhat more detail in the following sections.

3.9.2 Charm Mixing

Prior observations of mixing in all down-type quark mixing systems puts charm physics in a unique position in the modern investigations of flavour physics as the system where the first evidence for the phenomena has emerged only recently (just before the publication of this document). Results of these studies are addressed after a short phenomenological introduction.

The Standard Model contributions to charm mixing are suppressed to $\tan^2 \theta_c \approx 5\%$ because D^0 decays are Cabibbo favoured. The GIM cancellation could further suppress mixing through off-shell intermediate states to $10^{-2} - 10^{-6}$. Standard Model predictions for charm mixing rates span several orders of magnitude [894,895]. Fortunately, CP violation in mixing is $\mathcal{O}(10^{-6})$ in the SM so CP violation involving $D^0\bar{D}^0$ oscillations is a reliable probe of New Physics.

Charm physics studies are complementary to the corresponding programs in bottom or strange systems due to the fact that $D^0\bar{D}^0$ mixing is influenced by the dynamical effects of *down-type particles*.

Effective $\Delta C = 2$ interactions generate contributions to the effective operators that change a D^0 state into a \bar{D}^0 state, leading to the mass eigenstates

$$|D_{\frac{1}{2}}\rangle = p|D^0\rangle \pm q|\bar{D}^0\rangle, \quad R_m^2 = \left|\frac{q}{p}\right|^2, \quad (185)$$

where the complex parameters p and q are obtained from diagonalising the $D^0 - \bar{D}^0$ mass matrix with $|p|^2 + |q|^2 = 1$. If CP-violation in mixing is neglected, p becomes equal to q , so $|D_{\frac{1}{2}}\rangle$ become CP eigenstates, $CP|D_{\pm}\rangle = \pm|D_{\pm}\rangle$.

The time evolution of a D^0 or \bar{D}^0 is conventionally described by an effective Hamiltonian which is non-Hermitian and allows the mesons to decay. We write

$$i\frac{\partial}{\partial t} \begin{bmatrix} |D^0(t)\rangle \\ |\bar{D}^0(t)\rangle \end{bmatrix} = \left(\mathbf{M} - \frac{i}{2}\mathbf{\Gamma} \right) \begin{bmatrix} |D^0(t)\rangle \\ |\bar{D}^0(t)\rangle \end{bmatrix}$$

where \mathbf{M} and $\mathbf{\Gamma}$ are 2×2 matrices. We invoke CPT invariance so that $M_{11} = M_{22} \equiv M$ and $\Gamma_{11} = \Gamma_{22} \equiv \Gamma$. The eigenvalues of this Hamiltonian are

$$\lambda_{1,2} = M_{1,2} - \frac{i}{2}\Gamma_{1,2} \equiv \left(M - \frac{i}{2}\Gamma \right) \pm \frac{q}{p} \left(M_{12} - \frac{i}{2}\Gamma_{12} \right)$$

where $M_{1,2}$ are the masses of the $D_{1,2}$ and $\Gamma_{1,2}$ are their decay widths, and

$$\frac{q}{p} = \sqrt{\frac{M_{12}^* - \frac{i}{2}\Gamma_{12}^*}{M_{12} - \frac{i}{2}\Gamma_{12}}}.$$

The mass and width splittings between these eigenstates are given by

$$x \equiv \frac{m_1 - m_2}{\Gamma}, \quad y \equiv \frac{\Gamma_1 - \Gamma_2}{2\Gamma}, \quad R_M = \frac{x^2 + y^2}{2}. \quad (186)$$

These parameters are experimentally observable and can be studied using a variety of methods to be discussed below. SM and all reasonable models of NP predict $x, y \ll 1$ [894, 895], which influences the available strategies for those measurements.

3.9.3 Semileptonic decays

The most natural way to search for charm mixing is to employ semileptonic decays. It is also not the most sensitive way, as it is only sensitive to R_M , a quadratic function of x and y . Use of the D^0 semileptonic decays for the mixing search involves the measurement of the time-dependent or time-integrated rate for the wrong-sign (WS) decays of D , where $c \rightarrow \bar{c} \rightarrow \bar{s}\ell^-\bar{\nu}$, relative to the right-sign (RS) decay rate, $c \rightarrow s\ell^+\nu$. Decays $D^0 \rightarrow K^{(*)-}\ell^+\bar{\nu}$ have been experimentally searched for [896–900]. Although the time integrated rate is measured, several experiments use the time dependence of D^0 decays to increase the sensitivity. Currently the best sensitivity is reached by the Belle experiment, $R_M = (0.20 \pm 0.47 \pm 0.14) \times 10^{-3}$, using 253 fb^{-1} of data in e^\pm mode only. Projecting to a possible 2 ab^{-1} one can hope for a sensitivity of about $\pm 0.2 \times 10^{-3}$, including also systematic uncertainty.

3.9.4 Nonleptonic decays to non-CP eigenstates

A decay mode providing one of the best sensitivities to the mixing parameters is $D^0 \rightarrow K^+\pi^-$. Time-dependent studies allow separation of the direct doubly-Cabibbo suppressed (DCS) $D^0 \rightarrow K^+\pi^-$ amplitude from the mixing contribution $D^0 \rightarrow \bar{D}^0 \rightarrow K^+\pi^-$ [901,902],

$$\Gamma[D^0 \rightarrow K^+\pi^-] = e^{-\Gamma t} |A_{K^-\pi^+}|^2 \left[R_D + \sqrt{R_D} R_m (y' \cos \phi - x' \sin \phi) \Gamma t + R_m^2 R_M^2 (\Gamma t)^2 \right], \quad (187)$$

where R_D is the ratio of DCS and Cabibbo-favoured (CF) decay rates. Since x and y are small, the best constraint comes from the linear terms in t that are also *linear* in x and y . A direct extraction of x and y from Eq. (187) is not possible due to the unknown relative strong phase $\delta_{K\pi}$ of DCS and CF amplitudes, as $x' = x \cos \delta_{K\pi} + y \sin \delta_{K\pi}$, $y' = y \cos \delta_{K\pi} - x \sin \delta_{K\pi}$. This phase can be measured independently (see CLEO-c result in Section 3.9.8). The corresponding formula can also be written [903] for \bar{D}^0 decay with $x' \rightarrow -x'$ and $R_m \rightarrow R_m^{-1}$.

Experimentally, this method of D^0 mixing search requires a good understanding of the detector decay time resolution to model correctly the measured distribution. Several experiments performed fits to disentangle the individual contributions in Eq. (187) [904–910]. The most recent study by BaBar collaboration [911] finds an evidence for non-zero values of the mixing parameters. The preliminary 95% C.L. contours of the measured values are shown in Fig. 52. In terms of single parameter errors to be used for projections the most accurate is the measurement by Belle, using 400 fb^{-1} of data. Several fits to decay time distributions are performed; assuming that the CP violation is negligible, the result is $x'^2 = (0.18 \pm_{0.23}^{0.21}) \times 10^{-3}$, $y' = (0.6 \pm_{3.9}^{4.0}) \times 10^{-3}$ and $R_D = (3.64 \pm 0.17) \times 10^{-3}$, where the errors are statistical only. Projections of the 95% C.L. (x'^2, y') contour to the axes yield confidence intervals of $x'^2 < 0.72 \times 10^{-3}$ and $y' \in [-9.9, 6.8] \times 10^{-3}$. With a 2 ab^{-1} data sample a statistical accuracy of 0.1×10^{-3} and 2×10^{-3} can be expected for x'^2 and y' , respectively, similar to the current systematic uncertainties; a large contribution to the latter is due to the background modelling, the understanding of which might improve with a larger data sample as well.

CDF has demonstrated the potential of experiments at hadron colliders to make mixing-related measurements using hadronic decays through the recent study of WS $D^0 \rightarrow K^+\pi^-$ events [912]. Using the distinctive $D^* \rightarrow D^0\pi$ signature and an integrated luminosity of 0.35 fb^{-1} a sample of around 2000 WS decays have been accumulated with a background to signal level of order 1. The ratio of WS to RS decays is found to be $4.05 \pm 0.21(\text{stat}) \pm 0.11(\text{syst}) \times 10^{-3}$. This ratio is equivalent to R_D in the limit that x' and y' are zero, and CP violation is negligible. Provided that the systematic uncertainties can continue to be kept under control, the full Tevatron dataset of several fb^{-1} will give a more precise result for R_D than the B-factories, under the stated assumption. More interesting results are to be expected should it prove possible to perform a time-dependent measurement.

LHCb expects to collect very high statistics in all charged two-body D^0 decays through the inclusion of a dedicated $D^* \rightarrow D^0(hh')\pi$ filter in the experiment's high level trigger [913]. In one year of operation at nominal luminosity (2 fb^{-1}) 0.2 million WS and 50 million RS $K\pi$ events will be written to tape, where the triggered D^* has originated from a B decay. A similar number of decays are expected where the D^* is produced in the primary event vertex.

In a mixing analysis it is necessary to measure the proper lifetime of the decaying D^0 . LHCb's good vertexing allows the decay point of the D^0 to be well determined, and also the production point in the case of D^* 's produced in the primary vertex. For that sample where the D^* arises from a B decay it is necessary to vertex the D^0 direction with other B decay products in order to find the production point, a procedure which entails a loss in efficiency. Additional cuts are needed to enhance the purity of the WS signal, and combat the most significant background source, where the wrong 'slow pion' is associated with a genuine D^0 . This contamination is dangerous for the reason that is the charge of the slow pion which tags the initial flavour of the D^0 meson. After this selection, 46,500 WS decays are expected from B events per 2 fb^{-1} , with a background to signal ratio of around 2.5.

These performance figures have been used as input to a ‘toy Monte Carlo’ study to determine LHCb’s sensitivity to the mixing parameters, including both the effects of background and the estimated proper time resolution and acceptance. The study was performed for event yields corresponding to 10 fb^{-1} of integrated luminosity, that is 5 years of operation at nominal operation. It was found that with such a sample LHCb will have a statistical sensitivity on x'^2 and y' of 0.6×10^{-4} and 0.9×10^{-3} respectively. Further work is needed to identify and combat the possible sources of systematic uncertainty.

3.9.5 Multi-body hadronic D^0 decays

In multi-body hadronic D^0 decays possible differences in the resonant structure between the CF and DCS decays must be taken into account, and, as discussed below, be exploited. The time integrated relative rates $R_{WS} = \Gamma(D^0 \rightarrow K^+\pi^-(n\pi))/\Gamma(D^0 \rightarrow K^-\pi^+(n\pi))$, which assuming negligible CP violation equal to $R_D + \sqrt{R_D}y' + (x'^2 + y'^2)/2$, have been measured for $n\pi = \pi^0, \pi^+\pi^-$ [915,920,924,925]. For the latter mode Belle measures $R_{WS}(K\pi\pi\pi) = (0.320 \pm 0.018 \pm 0.013)\%$. Assuming a particular value of x' in combination with the previous equation gives an allowed band in the (R_D, y') plane; however, one should note that the value of x' is decay mode dependent. Studies with $D^0 \rightarrow K^\mp\pi^\pm\pi^-\pi^+$ events will also be possible at LHCb, where plans are under consideration to extend the $D^* \rightarrow D^0(h^+h'^-)\pi$ high level trigger stream to include charged 4-body D^0 decays. The foreseen event yields would be similar to those anticipated for the $D^0 \rightarrow K^\mp\pi^\pm$ case.

The BaBar collaboration studied the time-dependence of the above multi-body decay modes [926]. Since the possible mixing contribution followed by CF decay needs to be distinguished from the DCS decays, the sensitivity of the measurement is increased by selecting regions of phase space where the ratio of the two is the largest. The preliminary value of R_M , which is not affected by this selection, is found to be $R_M = (0.023 \pm_{0.014}^{0.018} \pm 0.004)\%$ ($R_M < 0.054\%$ at 95% C.L. using a Bayesian approach) in the $D^0 \rightarrow K^+\pi^-\pi^0$ mode, and without selecting a region of phase-space $R_{WS}(K\pi\pi^0) = (0.214 \pm 0.008 \pm 0.008)\%$ is obtained. By combining the obtained $\delta \log \mathcal{L}(\mathcal{R}_M)$ curve with the one from the study of the $D^0 \rightarrow K^+\pi^-\pi^+\pi^-$ channel $R_M = (0.020 \pm_{0.010}^{0.011})\%$ ($R_M < 0.042\%$ at 95% C.L. using a Bayesian approach) is obtained (stat. uncertainty only). The combined data are compatible with the no-mixing hypothesis at the 2.1% C.L.

3.9.6 Time-dependent Dalitz-plot analysis

Due to the strong variation of the interference effects over the $D^0 \rightarrow K^+\pi^-(n\pi)$ phase-space a Dalitz analysis of these modes can give further insight into the D^0 mixing. Such an analysis has been performed for $D^0 \rightarrow K_S\pi^-\pi^+$ channel by CLEO collaboration [928], and recently results from Belle collaboration became available [929]. Different intermediate states contributing to $K_S\pi^-\pi^+$ (CP even or odd, like $K_S f_0$ or $K_S \rho^0$, or flavour eigenstates, like $K^*(892)^+\pi^-$), that can be determined by inspection of the Dalitz plane, contribute differently to the decay time distribution of $D^0 \rightarrow K_S\pi^-\pi^+$. A simultaneous fit of the Dalitz and decay time distributions is used to determine the mixing parameters $x = (0.80 \pm 0.29 \pm 0.17)\%$ and $y = (0.33 \pm 0.24 \pm 0.15)\%$. Important systematic error arises due to the uncertainty of the model used for the description of the Dalitz structure (around $\pm 0.15\%$ and $\pm 0.10\%$ on x and y , respectively). Projecting the amount of data used in the analysis (540 fb^{-1}) to the amount possibly available to the B-factories in the future (2 ab^{-1}) the statistical precision on each parameter could be improved to $\sim 0.15\%$. Hence the systematic error, receiving contributions from the uncertainty of the t distribution modelling (similar as for the case of $D^0 \rightarrow K^+\pi^-$ decays) as well as from the Dalitz model, will need to be studied carefully.

3.9.7 Nonleptonic decays to CP eigenstates

D^0 mixing can be measured by comparing the lifetimes extracted from the analysis of D decays into the CP-even and CP-odd final states. In practice, the lifetime measured in D decays into CP-even final state f_{CP} , such as K^+K^- , $\pi^+\pi^-$, ϕK_S , etc., is compared to the one obtained from a measurement of decays to a non-CP eigenstate, such as $K^-\pi^+$. This analysis is also sensitive to a *linear* function of y via

$$y_{CP} = \frac{\tau(D \rightarrow K^-\pi^+)}{\tau(D \rightarrow K^+K^-)} - 1 = y \cos \phi - x \sin \phi \left[\frac{R_m^2 - 1}{2} \right], \quad (188)$$

where ϕ is a CP-violating phase. In the limit of vanishing CP violation $y_{CP} = y$. This measurement requires precise determination of lifetimes. It profits from some cancellation of the systematic uncertainties in the ratio $\tau(K^-\pi^+)/\tau(f_{CP})$. To date CP = +1 final states K^+K^- and $\pi^+\pi^-$ have been used [930–936].

In the course of preparation of this document the Belle collaboration obtained new result on y_{CP} using 540 fb⁻¹ of data [936]. It represents evidence for the $D^0\bar{D}^0$ mixing, with $y_{CP} = 1.31 \pm 0.32 \pm 0.25\%$ differing from zero by 3.2 standard deviations.

With the currently available statistical samples at the B-factories, the statistical uncertainty of the measurements using the D^{*+} tag is comparable to the systematic one. The latter arises mainly from an imperfect modelling of the t distribution of the background (although the overall background level is small, and the systematic uncertainty due to this source might decrease with increased data sample), and from the possible non-cancellation of systematic errors on individual lifetime measurements. With the final B-factories' data set one can hope for a total uncertainty on y_{CP} of around $\pm 0.25\%$. To this, systematic error contributes $\pm 0.10\%$ if the sources expected to scale with the luminosity are taken into account.

LHCb intends to make an important contribution to the measurements of a non-zero value of y_{CP} through the high statistics available from the D^* trigger, and the excellent particle identification capabilities of its RICH system. A sample of 1.6×10^6 $D^0 \rightarrow K^+K^-$ events is expected from B decays alone after all selection cuts. The expected sensitivity to y_{CP} from this source with 5 years of data is 0.5×10^{-3} .

3.9.8 Quantum-correlated final states

The construction of tau-charm factories introduces new *time-independent* methods that are sensitive to a linear function of y . One can use the fact that heavy meson pairs produced in the decays of heavy quarkonium resonances have the useful property that the two mesons are in the CP-correlated states [937, 938]. For instance, by tagging one of the mesons as a CP eigenstate, a lifetime difference may be determined by measuring the leptonic branching ratio of the other meson. The final states reachable by neutral charmed mesons are determined by a set of selection rules according to the initial virtual photon quantum numbers $J^{PC} = 1^{--}$ [938, 939]. Currently, the decay rates of several singly-tagged (only a single meson is fully reconstructed) and doubly-tagged (both mesons reconstructed) final states of the $D^0\bar{D}^0$ pairs are measured at CLEO-c [940], where the individual fractions depend on the mixing parameters y and R_M , D^0 branching fractions and phases between DCS and CF decays. Types of decays considered include semileptonic decays and decays to flavour and CP eigenstates. The above parameters are determined from a fit to the efficiency-corrected yields using 281 pb⁻¹ of data, with the preliminary results most relevant to the D^0 mixing $y = -0.058 \pm 0.066$, $R_M = (1.7 \pm 1.5) \times 10^{-3}$ and $\cos \delta_{K\pi} = 1.09 \pm 0.66$. The systematic uncertainties, expected to be of smaller size, are being evaluated. At CLEO-c the precision of results is expected to be reduced by increasing the data sample by a factor of three, increasing the number of CP eigenstate modes, and using constraints from other measurements of D^0 branching fractions. The same method will be exploited by BES III, with an expected data sample of 20 fb⁻¹. Statistical uncertainty could be reduced to $\sigma(y) \sim 0.002$, $\sigma(R_M) \sim 0.2 \times 10^{-3}$ and $\sigma(\cos \delta_{K\pi}) \sim 0.02$.

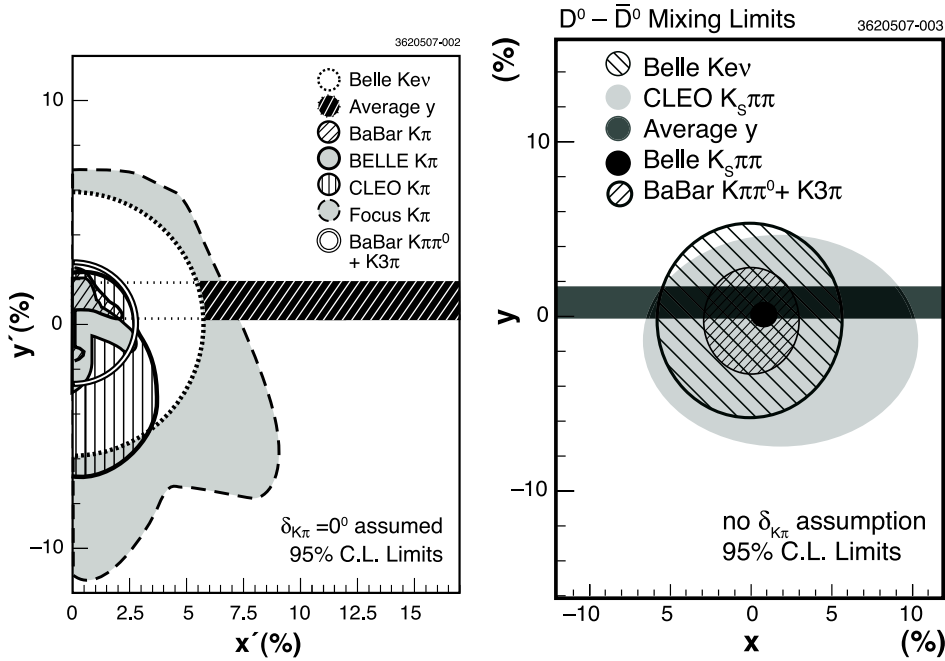


Fig. 52: Allowed regions in the x' vs y' plane (left) and x vs y for the measurements described in the text. We assume $\delta_{K\pi} = 0$ to place the y results in x' vs y' . A non-zero $\delta_{K\pi}$ would rotate the $D^0 \rightarrow CP$ eigenstates (y results) confidence region clockwise about the origin by δ .

Table 42: Approximate expected precision (σ) on the measured quantities using methods described in the text for the integrated luminosity of 10 fb^{-1} at LHCb, 2 ab^{-1} at the B-factories at 10 GeV, and 20 fb^{-1} at BESIII running at charm threshold. The LHCb numbers do not include the effect of systematic errors, but neglect the contribution of events from prompt charm production. Entries marked '/' in the LHCb column are where expected performance numbers are not yet available.

Mode	Observable	LHCb (10 fb^{-1})	B-factories (2 ab^{-1})	$\psi(3770)$ (20 fb^{-1})
$D^0 \rightarrow K^{(*)-} \ell^+ \bar{\nu}$	R_M	/	0.2×10^{-3}	
$D^0 \rightarrow K^+ \pi^-$	x'^2	0.6×10^{-4}	1.5×10^{-4}	
	y'	0.9×10^{-3}	2.5×10^{-3}	
$D^0 \rightarrow K^+ K^-$	y_{CP}	0.5×10^{-3}	3×10^{-3}	
$D^0 \rightarrow K_S^0 \pi^+ \pi^-$	x	/	2×10^{-3}	
	y	/	2×10^{-3}	
$\psi(3770) \rightarrow D^0 \bar{D}^0$	x^2			3×10^{-4}
	y			4×10^{-3}
	$\cos \delta$			0.05

3.9.9 Summary of Experimental D Mixing Results

The constraints in x' vs y' and x vs y are shown in Fig. 52. Approximate uncertainties of the measured quantities, as expected from the data samples assumed above, are shown in Table 42. The errors shown include scaled statistical errors from the most precise existing measurements and estimates of possible systematic uncertainties.

Table 43: Approximate expected precision (σ) on the measured quantities using methods described in the text for the integrated luminosity of 100 fb^{-1} at an upgraded LHCb, 75 ab^{-1} at a Super B-factory at 10 GeV, and 200 fb^{-1} at a Super B-factory running at charm threshold. The upgraded LHCb numbers are merely the results from Table 42 scaled to the new integrated luminosity.

Mode	Observable	LHCb (100 fb^{-1})	Super B (75 ab^{-1})	$\psi(3770)$ (200 fb^{-1})
$D^0 \rightarrow K^+\pi^-$	x'^2	2.0×10^{-5}	3×10^{-5}	
	y'	2.8×10^{-4}	7×10^{-4}	
$D^0 \rightarrow K^+K^-$	y_{CP}	1.5×10^{-4}	5×10^{-4}	
$D^0 \rightarrow K_S^0\pi^+\pi^-$	x	/	5×10^{-4}	
	y	/	5×10^{-4}	
$\psi(3770) \rightarrow D^0\bar{D}^0$	x^2			$< 0.2 \times 10^{-4}$
	y			$(1 - 2) \times 10^{-3}$
	$\cos \delta$			< 0.05

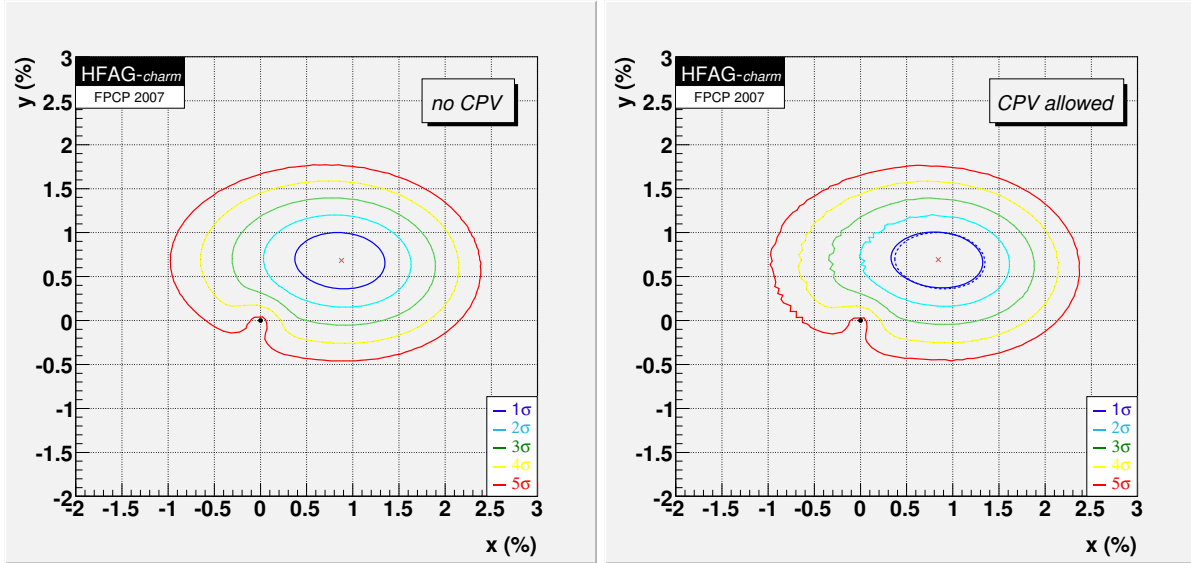


Fig. 53: All charm mixing measurements are combined by HFAG [386] to provide constraints in the x vs y plane. Contours (1 through 5σ) of the allowed region are shown. The significance of the oscillation effect exceeds 5σ .

As a simple illustration of the projected results, a χ^2 minimization in terms of the mixing parameters x and y , and $\cos \delta_{K\pi}$ can be performed. For the unknown true values $x = 5 \times 10^{-3}$, $y = 1 \times 10^{-2}$ and $\delta_{K\pi} = 0^\circ$, one finds the central 68% C.L. intervals of $x \in [3, 7] \times 10^{-3}$, $y \in [0.85, 1.15] \times 10^{-2}$ and $\delta_{K\pi} \in [-12^\circ, 12^\circ]$. In some cases the p.d.f.'s for the estimated parameters are significantly non-Gaussian.

The charm decays subgroup of the Heavy Flavour Averaging Group [386] is preparing world averages of all the charm measurements. For charm mixing, the averages not only take into account correlations between measurements but combine the multidimensional likelihood functions associated with each measurement. A very preliminary average is available [386] giving $x = (8.7_{-3.4}^{+3.0}) \times 10^{-3}$ and $y = (6.6_{-2.0}^{+2.1}) \times 10^{-3}$. Allowing for CP violation the very preliminary average is $x = (8.4_{-3.4}^{+3.2}) \times 10^{-3}$ and $y = (6.9 \pm 2.1) \times 10^{-3}$.

The constraints in the x vs y plane are shown in Fig. 53. The significance of the oscillation effect exceeds 5σ .

The interpretation of the new results in terms of New Physics is inconclusive. It is not yet clear whether the effect is caused by $x = 0$ or $y = 0$ or both, although the latter is favoured, as shown in Table 43. Both an upgraded LHCb and a high luminosity Super B-factory will be able to observe both lifetime and mass differences in the D^0 system, if they lie in the range of Standard Model predictions.

A serious limitation in the interpretation of charm oscillations in terms of New Physics is the theoretical uncertainty on the Standard Model prediction. Nonetheless, if oscillations occurs at the level suggested by the recent results, this will open the window to searches for CP asymmetries that do provide unequivocal New Physics signals.

3.9.10 New Physics contributions to D mixing

As one can see from the previous discussion, mixing in the charm system is very small. As it turns out, theoretical predictions of x and y in the Standard Model are very uncertain, from a percent to orders of magnitude smaller [895, 941]. Thus, New Physics (NP) contributions are difficult to distinguish in the absence of large CP violation in mixing.

In order to see how NP might affect the mixing amplitude, it is instructive to consider off-diagonal terms in the neutral D mass matrix,

$$\left(M - \frac{i}{2}\Gamma\right)_{12} = \frac{1}{2M_D} \langle \bar{D}^0 | \mathcal{H}_w^{\Delta C=-2} | D^0 \rangle + \frac{1}{2M_D} \sum_n \frac{\langle \bar{D}^0 | \mathcal{H}_w^{\Delta C=-1} | n \rangle \langle n | \mathcal{H}_w^{\Delta C=-1} | D^0 \rangle}{M_D - E_n + i\epsilon} \quad (189)$$

where $\mathcal{H}_w^{\Delta C=-1}$ is the effective $|\Delta C| = 1$ Hamiltonian. Since all new physics particles are much heavier than the Standard Model ones, the most natural place for NP to affect mixing amplitudes is in the $|\Delta C| = 2$ contribution, which corresponds to a local interaction at the charm quark mass scale.

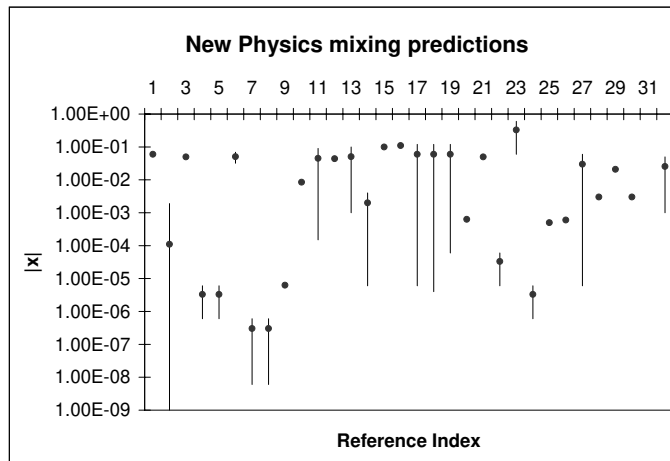


Fig. 54: NP predictions for $|x|$. Horizontal line references are tabulated in Table 5 of Ref. [895].

As can be seen from Fig. (54), predictions for x vary by orders of magnitude for different models. It is interesting to note that some models *require* large signals in the charm system if mixing and FCNCs in the strange and beauty systems are to be small (e.g. the SUSY alignment model).

The local $|\Delta C| = 2$ interaction cannot, however, affect $\Delta\Gamma_D$ because it does not have an absorptive part. Thus, naively, NP cannot affect the lifetime difference y . This is, however, not quite correct. Consider a D^0 decay amplitude which includes a small NP contribution, $A[D^0 \rightarrow n] = A_n^{(\text{SM})} + A_n^{(\text{NP})}$. Here, $A_n^{(\text{NP})}$ is assumed to be smaller than the current experimental uncertainties on those decay rates. Then it is a good approximation to write y as

$$y \simeq \sum_n \frac{\rho_n}{\Gamma_D} A_n^{(\text{SM})} \bar{A}_n^{(\text{SM})} + 2 \sum_n \frac{\rho_n}{\Gamma_D} A_n^{(\text{NP})} \bar{A}_n^{(\text{SM})} . \quad (190)$$

The SM contribution to y is known to vanish in the limit of exact flavour $SU(3)$. Moreover, the first order correction is also absent, so the SM contribution arises only as a *second* order effect. Thus, those NP contributions which do not vanish in the flavour $SU(3)$ limit must determine the lifetime difference there, even if their contributions are tiny in the individual decay amplitudes [942]. A simple calculation reveals that NP contribution to y can be as large as several percent in R-parity-violating SUSY models or as small as $\sim 10^{-10}$ in the models with interactions mediated by charged Higgs particles [942]. Assuming the projected precisions on x , y and $\cos(\delta_{K\pi})$ discussed below are achieved, a range of NP models can be ruled out. On the other hand, the uncertainty of SM predictions for the mixing parameters can in some scenarios (positive measurement, $y > x$) make the identification of NP contribution difficult. It is important to make a precise determination of individual parameters, using all the experimental methods mentioned (and possibly new ones) in order to pin down possible cracks in the SM.

3.9.11 D mixing impact on CKM angle γ/ϕ_3

Beside the importance of the mixing in the charm sector per-se, discussed above, the results of mentioned measurements can also have an impact on the determination of the Unitarity Triangle angle γ/ϕ_3 . Several proposed methods for measuring γ/ϕ_3 use the interference between $B^- \rightarrow D^0 K^-$ and $B^- \rightarrow \bar{D}^0 K^-$ which occurs when both D^0 and \bar{D}^0 decay to the same final state [616, 621, 622, 625, 634].

The quantity sensitive to the angle γ/ϕ_3 is the asymmetry $A_{DK} = [Br(B^- \rightarrow f_D K^-) - Br(B^+ \rightarrow \bar{f}_D K^+)]/[Br(B^- \rightarrow f_D K^-) + Br(B^+ \rightarrow \bar{f}_D K^+)]$, where f_D denotes the common final state of D^0 and \bar{D}^0 . A_{DK} can be expressed as

$$A_{DK} = \frac{2r_B r_D e^{-\epsilon} \sin(\delta_B + \delta_D) \sin \gamma/\phi_3}{r_B^2 + r_D^2 + 2r_B r_D e^{-\epsilon} \cos(\delta_B + \delta_D) \cos \gamma/\phi_3} , \quad (191)$$

where δ_B is the difference of the strong phases in decays $B^- \rightarrow D^0 K^-$ and $B^- \rightarrow \bar{D}^0 K^-$, δ_D is the difference of the strong phases for $D^0 \rightarrow f_D$ and $\bar{D}^0 \rightarrow f_D$, r_B is the ratio of amplitudes $|\mathcal{A}(B^- \rightarrow \bar{D}^0 K^-)|/|\mathcal{A}(B^- \rightarrow D^0 K^-)|$ and r_D is the ratio $|\mathcal{A}(D^0 \rightarrow f_D)|/|\mathcal{A}(\bar{D}^0 \rightarrow f_D)|$. The dilution factor $e^{-\epsilon}$ arises if $x, y \neq 0$.

In case of non-negligible D^0 mixing the time integrated interference term between $\mathcal{A}(D^0 \rightarrow f_D)$ and $\mathcal{A}(\bar{D}^0 \rightarrow f_D)$ depends on x and y , resulting in [620]

$$\epsilon = \frac{1}{8}(x^2 + y^2) \left(\frac{1}{r_D^2} + r_D^2 \right) - \frac{1}{4}(x^2 \cos 2\delta_D + y^2 \sin 2\delta_D) . \quad (192)$$

Using f_D which is a CP eigenstate [621, 622] (the case where $f_D = K_S^0 \pi^+ \pi^-$ is discussed in section 3.9.27.1) and neglecting CP violation in D^0 decays the above expressions simplify due to $r_D = 1$, $\delta_D = 0$, and thus $\epsilon = y^2/4$. For $f = K^+ K^-, \pi^+ \pi^-$ the asymmetry A_{DK} is measured to be $0.06 \pm 0.14 \pm 0.05$ using an integrated luminosity of 250 fb^{-1} [943]. Projecting the result to 2 ab^{-1} the expected statistical accuracy is ± 0.05 . An uncertainty on y of 2%, on the other hand, reflects in an error of $\sigma(A_{DK}) \approx 5 \times 10^{-5}$ using the above equations (conservatively assuming $r_B = 0.25$, $\sin \delta_B = \sin \phi_3 = 1$). It is thus safe to conclude that neglecting the effect of D^0 mixing in this method of γ/ϕ_3 determination is appropriate.

Beside f_D being a CP eigenstate, the final state can be chosen to arise from DCS decays [625,634]. In this case the strong phase δ_D enters the expressions. To illustrate the effect of δ_D on extraction of the angle γ/ϕ_3 one can envisage usage of two distinct final states, for example the above mentioned $f = K^+K^-, \pi^+\pi^-$ and $K^+\pi^-$ which can also be reached from either D^0 or \bar{D}^0 . For the former the same asymmetry A_{DK} can be measured, while for the latter the ratio $R_{DK} = Br(B^- \rightarrow D_{sup}K^-)/Br(B^- \rightarrow D_{fav}K^-)$ is also sensitive to γ/ϕ_3 . Here, D_{sup} denotes DCS decays $D^0 \rightarrow K^+\pi^-$ and D_{fav} stands for $D^0 \rightarrow K^-\pi^+$. R_{DK} depends on the unknown angles:

$$R_{DK} = r_B^2 + r_D^2 + 2r_B r_D \cos(\delta_B + \delta_D) \cos \gamma/\phi_3, \quad (193)$$

with $r_D = (6.2 \pm 0.1) \times 10^{-2}$ [119]. Assuming r_B is known, measuring A_{DK} and R_{DK} constrains possible ranges for δ_B and γ/ϕ_3 . Knowledge of δ_D clearly helps in limiting the $(\gamma/\phi_3, \delta_B)$ allowed region. We can use the projected result $A_{DK} = 0.06 \pm 0.05$ and the ratio $R_{DK} = (2.3 \pm 1.5 \pm 0.1) \times 10^{-2}$ as obtained using 250 fb^{-1} of data [944]. Hence one can expect $R_{DK} = (2.3 \pm 0.6) \times 10^{-2}$ with the final B-factories data set. The approximate two dimensional 68% C.L. contour obtained by plotting the corresponding χ^2 of the two projected measurements as a function of γ/ϕ_3 and δ_B is shown in Fig.55. The left plot shows the allowed region for the current value of $\delta_D = (0 \pm 1.15) \text{ rad}$ [940]. To show the effect of an improved knowledge of the D meson decays strong phase the value $\delta_D = (0 \pm 0.45) \text{ rad}$ (see Table 42) is used in the right plot. The allowed region of the unknown angles is significantly reduced although it should be noted that the actual region strongly depends on the central values of δ_D as well as r_B (for the latter the value 0.12 was used in the plots).

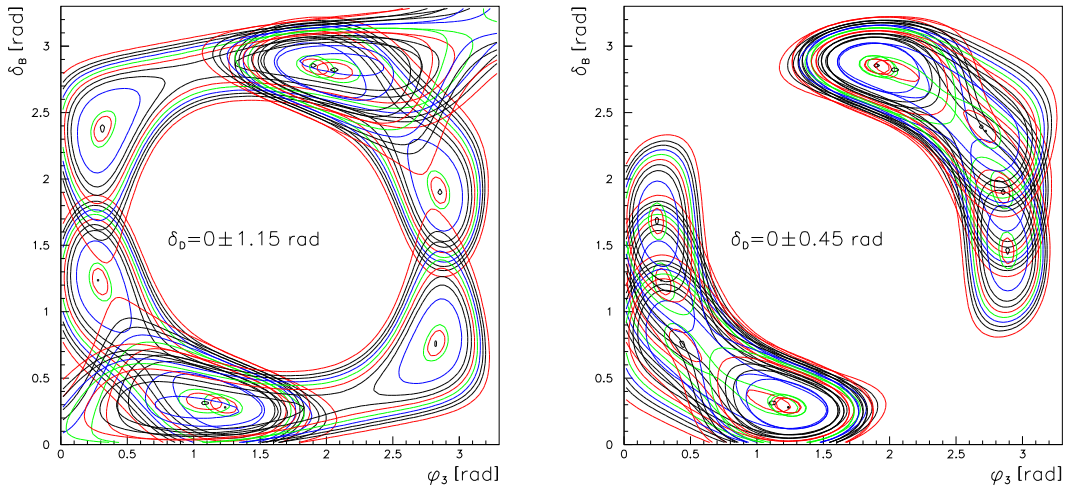


Fig. 55: 68% C.L. contour for γ/ϕ_3 and δ_B using the projected results of measurements described in the text. The strong phase difference δ_D between $D^0 \rightarrow K^+\pi^-/K^-\pi^+$ decays is assumed to have the values marked in the plots.

3.9.12 CP Violation with & without Oscillations

3.9.13 Theoretical overview

Most factors favour or even call for dedicated searches for CP violation in charm transitions:

⊕ Since baryogenesis implies the existence of New Physics in CP-violating dynamics, it would be unwise not to undertake dedicated searches for CP asymmetries in charm decays, where the ‘background’ from known physics is between absent and small: for within the SM the effective weak phase is highly diluted, namely $\sim \mathcal{O}(\lambda^4)$, and it can arise only in *singly-Cabibbo-suppressed* transitions,

where one expects asymmetries to reach the $\mathcal{O}(0.1\%)$ level; significantly larger values would signal New Physics. *Any* asymmetry in *Cabibbo-allowed or doubly-suppressed* channels requires the intervention of New Physics – except for $D^\pm \rightarrow K_S \pi^\pm$ [893], where the CP impurity in K_S induces an asymmetry of $3.3 \cdot 10^{-3}$. One should keep in mind that in going from Cabibbo-allowed to Cabibbo singly- and doubly- suppressed channels, the SM rate is *suppressed* by factors of about twenty and four hundred, respectively:

$$\Gamma_{SM}(H_c \rightarrow [S = -1]) : \Gamma_{SM}(H_c \rightarrow [S = 0]) : \Gamma_{SM}(H_c \rightarrow [S = +1]) \simeq 1 : 1/20 : 1/400 \quad (194)$$

One would expect that this suppression will enhance the visibility of New Physics.

⊕ Strong phase shifts required for *direct CP* violation to emerge in partial widths are in general large as are the branching ratios into relevant modes; while large final state interactions complicate the interpretation of an observed signal in terms of the microscopic parameters of the underlying dynamics, they enhance its observability.

⊕ Since the SM provides many amplitudes for charm decays, CP asymmetries can be linear in New Physics amplitudes thus increasing sensitivity to the latter.

⊕ Decays to final states of *more than* two pseudoscalar or one pseudoscalar and one vector meson contain more dynamical information than given by their widths; their distributions as described by Dalitz plots or T odd moments can exhibit CP asymmetries that might be considerably larger than those for the width. This will be explained in a bit more detail later on.

⊕ The distinctive channel $D^{\pm*} \rightarrow D\pi^\pm$ provides a powerful tag on the flavour identity of the neutral D meson.

⊖ The ‘fly in the ointment’ is that $D^0 - \bar{D}^0$ oscillations are on the slow side.

⊕ Nevertheless one should take on this challenge. For CP violation involving $D^0 - \bar{D}^0$ oscillations is a reliable probe of New Physics: the asymmetry is controlled by $\sin\Delta m_D t \cdot \text{Im}(q/p)\bar{\rho}(D \rightarrow f)$. Within the SM both factors are small, namely $\sim \mathcal{O}(10^{-3})$, making such an asymmetry unobservably tiny – unless there is New Physics; for a recent New Physics model see [429]. One should note that this observable is *linear* in x_D rather than quadratic as for CP insensitive quantities like $D^0(t) \rightarrow l^- X$. $D^0 - \bar{D}^0$ oscillations, CP violation and New Physics might thus be discovered simultaneously in a transition. We will return to this point below.

⊖ Honesty compels us to concede there is no attractive, let alone compelling scenario of New Physics for charm transitions whose footprints should not be seen also in B decays.

⊕ It is all too often overlooked that CPT invariance can provide nontrivial constraints on CP asymmetries. For it imposes equality not only on the masses and total widths of particles and antiparticles, but also on the widths for ‘disjoint’ *subsets* of channels. ‘Disjoint’ subsets are the decays to final states that *cannot* rescatter into each other. Examples are semileptonic vs. nonleptonic modes with the latter subdivided further into those with strangeness $S = -1, 0, +1$. Observing a CP asymmetry in one channel one can then infer in which other channels the ‘compensating’ asymmetries have to arise [893].

3.9.14 Direct CP violation in partial rates

CP violation in $\Delta C = 1$ dynamics can be searched for by comparing partial widths for CP conjugate channels. For an observable effect two conditions have to be satisfied simultaneously: a transition must receive contributions from two coherent amplitudes with (a) different weak and (b) different strong phases as well. While condition (a) is just the requirement of CP violation in the underlying dynamics, condition (b) is needed to make the relative weak phase observable. Since the decays of charm hadrons proceed in the nearby presence of many hadronic resonances inducing virulent final state interactions

(FSI), requirement (b) is in general easily met; thus it provides no drawback for the *observability* of a CP asymmetry – albeit it does for its *interpretation*.

As already mentioned CKM dynamics does not support any CP violation in Cabibbo allowed and doubly suppressed channels due to the absence of a second weak amplitude; the only exception are modes containing a K_S (or K_L) like $D^+ \rightarrow K_S \pi^+$ vs. $D^- \rightarrow K_S \pi^-$ which have to exhibit an asymmetry of 0.0032 reflecting the CP impurity in the K_S (or K_L) wave function. In once-Cabibbo-suppressed transitions one expects CP asymmetries, albeit highly diluted ones of order $\lambda^4 \sim 10^{-3}$.

While we have good information on the size of the weak phase, we do not know how to predict the size of the relevant matrix elements and strong phases in a reliable way. Even if a direct CP asymmetry larger than about 10^{-3} were observed in a Cabibbo-suppressed mode – say even as large as 10^{-2} –, at present we could not claim such a signal to establish the intervention of New Physics. A judicious exercise in ‘theoretical engineering’ could, however, solve our conundrum.

3.9.15 Theoretical Engineering

CP asymmetries in integrated partial widths depend on hadronic matrix elements and (strong) phase shifts, neither of which can be predicted accurately. However the craft of theoretical engineering can be practised with profit here. One makes an ansatz for the general form of the matrix elements and phase shifts that are included in the description of $D \rightarrow PP, PV, VV$ etc. channels, where P and V denote pseudoscalar and vector mesons, and fits them to the measured branching ratios on the Cabibbo allowed, once and twice forbidden level. If one has sufficiently accurate and comprehensive data, one can use these fitted values of the hadronic parameters to predict CP asymmetries. Such analyses have been undertaken in the past [945], but the data base was not as broad and precise as one would like. *CLEO-c and BESIII measurements will certainly lift such studies to a new level of reliability.*

3.9.16 CP violation in final state distributions

Once the final state in $D \rightarrow f$ is more complex than a pair of pseudoscalar mesons or a pseudoscalar plus a vector meson it contains more dynamical information than given by the modulus of its amplitude, since its kinematics are no longer trivial. CP asymmetries in final state distributions can be substantially larger than in integrated partial widths.

The simplest such case is given by decays into three pseudoscalar mesons, for which Dalitz plots analyses represent a very sensitive tool with the phase information they yield. They require large statistics; yet once those have been obtained, the return is very substantial. For the constraints one has on a Dalitz plot population provide us with powerful weapons to control systematic uncertainties.

Such phenomenological advantages of having more complex final states apply also for four-body etc. final states. Measuring T odd moments with

$$O_T \xrightarrow{T} -O_T \quad (195)$$

is an efficient way to make use of data with limited statistics. A simple example for a final state with four mesons a, b, c and d is given by $O_T = \langle \vec{p}_c \cdot (\vec{p}_a \times \vec{p}_b) \rangle$.

While FSI are not necessary for the emergence of such effects – unlike the situation for partial width asymmetries –, they can fake a signal of T violation with T being an *antilinear* operator; yet that can be disentangled by comparing T odd moments for CP conjugate modes [946]:

$$O_T(D \rightarrow f) \neq -O_T(\bar{D} \rightarrow \bar{f}) \implies CP \text{ violation} \quad (196)$$

A dramatic example for CP violation manifesting itself in a final state distribution much more dramatically than in a partial width has been found in K_L decays. Consider the rare mode $K_L \rightarrow$

$\pi^+\pi^-e^+e^-$ and define by ϕ the angle between the $\pi^+\pi^-$ and e^+e^- planes. The differential width has the general form

$$\frac{d\Gamma}{d\phi}(K_L \rightarrow \pi^+\pi^-e^+e^-) = \Gamma_1\cos^2\phi + \Gamma_2\sin^2\phi + \Gamma_3\cos\phi\sin\phi \quad (197)$$

Upon integrating over ϕ the Γ_3 term drops out from the total width, which thus is given in terms of $\Gamma_{1,2}$ with Γ_3 representing a forward-backward asymmetry.

$$\langle A \rangle \equiv \frac{\int_0^{\pi/2} \frac{d\Gamma}{d\phi} - \int_{\pi/2}^{\pi} \frac{d\Gamma}{d\phi}}{\int_0^{\pi} \frac{d\Gamma}{d\phi}} = \frac{2\Gamma_3}{\pi(\Gamma_1 + \Gamma_2)} \quad (198)$$

Under P and T one has $\cos\phi\sin\phi \rightarrow -\cos\phi\sin\phi$. Accordingly $\langle A \rangle$ and Γ_3 constitute a T odd correlation, while $\Gamma_{1,2}$ are T even. Γ_3 is driven by the CP impurity ϵ_K in the kaon wave function. $\langle A \rangle$ has been measured to be large in full agreement with theoretical predictions [947]:

$$\langle A \rangle = 0.138 \pm 0.022 . \quad (199)$$

One should note this observable is driven by $|\epsilon_K| \simeq 0.0023$.

D decays can be treated in an analogous way. Consider the Cabibbo-suppressed channel ¹⁶

$$D^{(-)} \rightarrow K\bar{K}\pi^+\pi^- \quad (200)$$

and define ϕ to be the angle between the $K\bar{K}$ and $\pi^+\pi^-$ planes. Then one has

$$\frac{d\Gamma}{d\phi}(D \rightarrow K\bar{K}\pi^+\pi^-) = \Gamma_1\cos^2\phi + \Gamma_2\sin^2\phi + \Gamma_3\cos\phi\sin\phi \quad (201)$$

$$\frac{d\Gamma}{d\phi}(\bar{D} \rightarrow K\bar{K}\pi^+\pi^-) = \bar{\Gamma}_1\cos^2\phi + \bar{\Gamma}_2\sin^2\phi + \bar{\Gamma}_3\cos\phi\sin\phi \quad (202)$$

As before the partial width for $D[\bar{D}] \rightarrow K\bar{K}\pi^+\pi^-$ is given by $\Gamma_{1,2}[\bar{\Gamma}_{1,2}]$; $\Gamma_1 \neq \bar{\Gamma}_1$ or $\Gamma_2 \neq \bar{\Gamma}_2$ represents direct CP violation in the partial width. Γ_3 & $\bar{\Gamma}_3$ constitute T odd correlations. By themselves they do not necessarily indicate CP violation, since they can be induced by strong final state interactions. However

$$\Gamma_3 \neq \bar{\Gamma}_3 \implies CP \text{ violation!} \quad (203)$$

It is quite possible or even likely that a difference in Γ_3 vs. $\bar{\Gamma}_3$ is significantly larger than in Γ_1 vs. $\bar{\Gamma}_1$ or Γ_2 vs. $\bar{\Gamma}_2$. Furthermore one can expect that differences in detection efficiencies can be handled by comparing Γ_3 with $\Gamma_{1,2}$ and $\bar{\Gamma}_3$ with $\bar{\Gamma}_{1,2}$.

3.9.17 CP asymmetries involving oscillations

For final states that are common to D^0 and \bar{D}^0 decays one can search for CP violation manifesting itself with the help of $D^0 - \bar{D}^0$ oscillations in qualitative – though certainly not quantitative – analogy to $B_d \rightarrow \psi K_S$. Such common states can be CP eigenstates – like $D^0 \rightarrow K^+K^-/\pi^+\pi^-/K_S\eta^{(\prime)}$ –, but do not have to be: two very promising candidates are $D^0 \rightarrow K_S\pi^+\pi^-$, where one can bring the full Dalitz plot machinery to bear, and $D^0 \rightarrow K^+\pi^-$ vs. $\bar{D}^0 \rightarrow K^-\pi^+$, since its SM amplitude is doubly-Cabibbo-suppressed. Undertaking *time-dependent* Dalitz plot studies requires a higher initial overhead, yet in the long run this should pay handsome dividends exactly since Dalitz analyses can invoke many internal correlations that in turn serve to control systematic uncertainties.

¹⁶This mode can exhibit direct CP violation even within the SM.

Searching for such effects with the required sensitivity (see below) will be quite challenging. Nevertheless one should take on this challenge. For CP violation involving $D^0 - \bar{D}^0$ oscillations is a reliable probe of New Physics: the asymmetry is controlled by $\sin\Delta m_{Dt} \cdot \text{Im}(q/p)\bar{\rho}(D \rightarrow f)$. Within the SM both factors are small, namely $\sim \mathcal{O}(10^{-3})$, making such an asymmetry unobservably tiny – unless there is New Physics; for a recent New Physics model see [429]. One should note that this observable is *linear* in x_D rather than quadratic as for CP -insensitive quantities like $D^0(t) \rightarrow l^- X$. $D^0 - \bar{D}^0$ oscillations, CP violation and New Physics might thus be discovered simultaneously in a transition.

3.9.18 Experimental searches for CP violation

Let the amplitude for D^0 to decay to a final state f be written as

$$A_f \equiv \langle f | \mathcal{H}_{\text{int}} | D^0 \rangle$$

where \mathcal{H}_{int} is the interaction Hamiltonian responsible for $D^0 \rightarrow f$. If CP is conserved, that is if $[\mathcal{H}_{\text{int}}, CP] = 0$, then we can clearly write

$$\begin{aligned} A_f &= \langle f | (CP)^\dagger (CP) \mathcal{H}_{\text{int}} | D^0 \rangle \\ &= \langle f | (CP)^\dagger \mathcal{H}_{\text{int}} (CP) | D^0 \rangle \\ &= -\langle \bar{f} | \mathcal{H}_{\text{int}} | \bar{D}^0 \rangle \equiv -\bar{A}_{\bar{f}} \end{aligned} \quad (204)$$

where \bar{f} is the conjugate final state to f . Consequently, a measurement that shows $\Gamma(D^0 \rightarrow f) \neq \Gamma(\bar{D}^0 \rightarrow \bar{f})$ is a demonstration that CP is violated in this decay.

Most CP violation results are from the FNAL fixed target experiments E791 and FOCUS, and the CLEO experiment and search for direct CP violation. The CP violation asymmetry is defined as

$$A_{CP} \equiv \frac{\Gamma(D \rightarrow f) - \Gamma(\bar{D} \rightarrow \bar{f})}{\Gamma(D \rightarrow f) + \Gamma(\bar{D} \rightarrow \bar{f})}. \quad (205)$$

A few results from CLEO, BaBar and Belle experiments consider CP violation in mixing. Typically, precisions of a few percent are obtained [119]. No evidence for CP violation is observed consistent with Standard Model expectations.

Certainly very large samples will be available from hadron colliders. From an existing CDF measurement [950] it is possible to anticipate yields of over 0.5–1 million $D^0 \rightarrow K^+ K^-$ events being available with the likely final Tevatron integrated luminosity of 5–10 fb^{-1} . This sample will have an intrinsic statistical precision of $\leq 0.2\%$. With the higher production cross-section and its dedicated D^* trigger LHCb will accumulate samples of up to 10 million tagged events in each year of nominal operation [913]. The RICH system will ensure a low background, and these decays will be complemented by those selected in the $D^0 \rightarrow \pi^+ \pi^-$ mode. In order to exploit these enormous statistics it will be necessary to pay great attention to systematics biases. Initial state asymmetries and detector asymmetries will be the main concerns.

3.9.18.1 Three-body decays

Direct CP violation searches in analyses of charm decays to three-body final states are more complicated than two-body decays. Three methods have been used to search for CP asymmetries. (1) Integrate over phase space and construct A_{CP} as in two-body decays; (2) Examine CP asymmetry in the quasi-two-body resonances; (3) Perform a full Dalitz-plot analysis for D and \bar{D} separately. The Dalitz-plot analysis procedure [914] allows increased sensitivity to CP violation by probing decay amplitudes rather than the decay rate. E791 [915], FOCUS [916] and BABAR [917] have analyzed $D^+ \rightarrow K^+ K^- \pi^+$ using method (1). E791 and BABAR have also analyzed $D^+ \rightarrow K^- K^+ \pi^+$ using method (2). FOCUS has

a Dalitz-plot analysis in progress [918]. The $D^+ \rightarrow K^+ K^- \pi^+$ Dalitz plot is well described by eight quasi-two-body decay channels. A signature of CP violation in charm Dalitz-plot analyses is different amplitudes and phases for D and \bar{D} samples. No evidence for CP violation is observed.

The decay $D^{*+} \rightarrow D^0 \pi^+$ enables the discrimination between D^0 and \bar{D}^0 . The CLEO collaboration has searched for CP violation integrated across the Dalitz plot in $D^0 \rightarrow K^\mp \pi^\pm \pi^0$ [919, 920], $K_S^0 \pi^+ \pi^-$ [921] and $\pi^+ \pi^- \pi^0$ [922] decays. No evidence of CP violation has been observed.

CLEO has considered CP violation more generally in a simultaneous fit to the $D^0 \rightarrow K_S^0 \pi^+ \pi^-$ and $\bar{D}^0 \rightarrow K_S^0 \pi^+ \pi^-$ Dalitz plots. The possibility of interference between CP-conserving and CP-violating amplitudes provides a more sensitive probe of CP violation. The constraints on the square of the CP-violating amplitude obtained in the resonant submodes of $D^0 \rightarrow K_S^0 \pi^+ \pi^-$ range from 3.5×10^{-4} to 28.4×10^{-4} at 95% confidence level [921].

3.9.18.2 Four-body decays

FOCUS has searched for T-violation using the four-body decay modes $D^0 \rightarrow K^+ K^- \pi^+ \pi^-$ [946]. As described in Section 3.9.16, a T-odd correlation can be formed with the momenta, $C_T \equiv (\vec{p}_{K^+} \cdot (\vec{p}_{\pi^+} \times \vec{p}_{\pi^-}))$. Under time-reversal, $C_T \rightarrow -C_T$, however $C_T \neq 0$ does not establish T-violation. Since time reversal is implemented by an anti-unitary operator, $C_T \neq 0$, can be induced by FSI [923]. This ambiguity can be resolved by measuring $\bar{C}_T \equiv (\vec{p}_{K^+} \cdot (\vec{p}_{\pi^+} \times \vec{p}_{\pi^-}))$ in $\bar{D}^0 \rightarrow K^+ K^- \pi^+ \pi^-$; $C_T \neq \bar{C}_T$ establishes T violation. FOCUS reports a preliminary asymmetry $A_T = 0.075 \pm 0.064$ from a sample of ~ 400 decays. More restrictive constraints are anticipated from CLEO-c where in 281 pb^{-1} a sample of 2300 $D^\pm \rightarrow K_S^0 K^\pm \pi^+ \pi^-$ have been accumulated.

3.9.19 Experiments exploiting quantum correlations

Most high-statistics measurements of D^0 decay employ ‘‘flavour tagging’’ through the sign of the slow pion in $D^* \rightarrow \pi_{\text{slow}} D$. That is, if combined with a slow π^+ to make a D^{*+} , the neutral D meson is a D^0 . Conversely, a slow π^- implies a \bar{D}^0 .

An entirely different way to tag flavour, and CP , is to exploit quantum correlations in $D^0 \bar{D}^0$ production in $e^+ e^-$ annihilation [937–939].

The production process $e^+ e^- \rightarrow \psi(3770) \rightarrow D^0 \bar{D}^0$ produces an eigenstate of $CP+$, in the first step, since the $\psi(3770)$ has J^{PC} equal to 1^{--} . Now consider the case where both the D^0 and the \bar{D}^0 decay into CP eigenstates. Then the decays $\psi(3770) \rightarrow f_+^i f_+^j$ or $f_-^i f_-^j$ are forbidden, where f_+ denotes a $CP+$ eigenstate and f_- denotes a $CP-$ eigenstate. This is because $CP(f_\pm^i f_\pm^j) = (-1)^\ell = -1$ for the $\ell = 1$ $\psi(3770)$. Hence, if a final state such as $(K^+ K^-)(\pi^+ \pi^-)$ is observed, one immediately has evidence of CP violation. Moreover, all $CP+$ and $CP-$ eigenstates can be summed over for this measurement. The expected sensitivity to direct CP violation is $\sim 1\%$. This measurement can also be performed at higher energies where the final state $D^{*0} \bar{D}^{*0}$ is produced. When either D^* decays into a π^0 and a D^0 , the situation is the same as above. When the decay is $D^{*0} \rightarrow \gamma D^0$ the CP parity is changed by a multiplicative factor of -1 and all decays $f_+^i f_-^j$ violate CP [923]. Additionally, CP asymmetries in CP even initial states depend linearly on x allowing sensitivity to CP violation in mixing of $\sim 3\%$.

For $e^+ e^-$ machines running at the $\psi(3770)$, the D mesons are produced with very little momentum in the laboratory. Hence, their flight distance is virtually impossible to determine, and we instead measure time-integrated decay rates. From Ref. [939]

$$\Gamma(j, k) = Q_M |A(j, k)|^2 + R_M |B(j, k)|^2 \quad (206)$$

where

$$A(j, k) \equiv A_j \bar{A}_k - \bar{A}_j A_k$$

is the “unmixed” contribution to the decay rate, and

$$B(j, k) \equiv \frac{p}{q} A_j A_k - \frac{q}{p} \bar{A}_j \bar{A}_k$$

is the contribution from $D^0 - \bar{D}^0$ mixing. The integrations also yield the factors

$$Q_M = \frac{1}{2} \left[\frac{1}{1-y^2} + \frac{1}{1+x^2} \right] \approx 1 - \frac{x^2 - y^2}{2}$$

$$R_M = \frac{1}{2} \left[\frac{1}{1-y^2} - \frac{1}{1+x^2} \right] \approx \frac{x^2 + y^2}{2}$$

Mixing does not occur if the eigenstates of the decay Hamiltonian have the same mass and width, i.e. $x = y = 0$. In any case, we expect $R_M \ll Q_M \approx 1$. Nevertheless, mixing would result in the second term of Eq. 206 and it is here that one obtains sensitivity to CP violation through $q \neq p$. This will be exploited at CLEO-c, and eventually to a greater extent at BES III.

3.9.20 Benchmarks for future searches

Since the primary goal is to establish the intervention of New Physics, one ‘merely’ needs a sensitivity level above the reach of the SM; ‘merely’ does not mean it can easily be achieved. As far as *direct* CP violation is concerned – in partial widths as well as in final state distributions – this means asymmetries down to the 10^{-3} or even 10^{-4} level in Cabibbo-allowed channels and 1% level or better in twice Cabibbo-suppressed modes; in Cabibbo-once-suppressed decays one wants to reach the 10^{-3} range although CKM dynamics can produce effects of that order because future advances might sharpen the SM predictions – and one will get them along with the other channels. For *time dependent* asymmetries in $D^0 \rightarrow K_S \pi^+ \pi^-$, $K^+ K^-$, $\pi^+ \pi^-$ etc. and in $D^0 \rightarrow K^+ \pi^-$ one should strive for the $\mathcal{O}(10^{-4})$ and $\mathcal{O}(10^{-3})$ levels, respectively.

Statisticswise these are not utopian goals considering the very large event samples foreseen at LHCb.

When probing asymmetries below the $\sim 1\%$ level one has to struggle against systematic uncertainties, in particular since detectors are made from matter. There are three powerful weapons in this struggle: (i) Resolving the time evolution of asymmetries that are controlled by x_D and y_D , which requires excellent microvertex detectors; (ii) Dalitz plot consistency checks; (iii) quantum statistics constraints on distributions, T odd moments etc. [937, 939]

3.9.21 Rare Decays

Searches for rare-decay processes have played an important role in the development of the SM. Flavour changing neutral current (FCNC) processes have been studied extensively for K and B mesons in both $K^0 - \bar{K}^0$ and $B^0 - \bar{B}^0$ mixing and in rare FCNC decays. The corresponding processes in the charm sector has received less attention and the experimental upper limits are currently above SM predictions. Short-distance FCNC processes in charm decays are much more highly suppressed by the GIM mechanism than the corresponding down-type quark decays because of the large top quark mass.

Observation of D^+ FCNC decays D^+ , $D_s^+ \rightarrow \pi^+ l^+ l^-$ and $K^+ l^+ l^-$ could therefore provide an indication of New Physics or of unexpectedly large rates for long-distance SM processes like $D^+ \rightarrow \pi^+ V$, $V \rightarrow l^+ l^-$, with a real or virtual vector meson V . Detailed description on rare charm decays can be found in references [892, 894]. The charm meson radiative decays are also very important to understand final state interaction which may enhance the decay rates. In Ref. [892, 894], the decay rates of $D \rightarrow V \gamma$ (V can be ϕ , ω , ρ and K^*) had been estimated to be $10^{-5} - 10^{-6}$, which can be reached at BES-III and the B -factories.

3.9.22 Inclusive $c \rightarrow u$ transitions

The $s \rightarrow d$ and $b \rightarrow s$ transitions offer a possibility to investigate effects of New Physics in the down-type quark sector. The $c \rightarrow u$ transition, however, gives a chance to study effects of New Physics in the up-type quark sector. In the Standard Model the contribution coming from the penguin diagrams in $c \rightarrow u\gamma$ transition is strongly GIM suppressed giving a branching ratio of order 10^{-18} [951]. The QCD-corrected effective Lagrangian gives $BR(c \rightarrow u\gamma) \simeq 3 \times 10^{-8}$ [952, 953]. A variety of models beyond the standard model were investigated and it was found that the gluino exchange diagrams [954] within general minimal supersymmetric SM (MSSM) might lead to the enhancement

$$\frac{BR(c \rightarrow u\gamma)_{\text{MSSM}}}{BR(c \rightarrow u\gamma)_{\text{SM}}} \simeq 10^2. \quad (207)$$

Within SM the $c \rightarrow ul^+l^-$ amplitude is given by the γ and Z penguin diagrams and W box diagram at one-loop electroweak order in the standard model. It is dominated by the light quark contributions in the loop. The leading order rate for the inclusive $c \rightarrow ul^+l^-$ calculated within SM [955] was found to be suppressed by QCD corrections in [892]. The inclusion of the renormalization group equations for the Wilson coefficients gave an additional significant suppression [956] leading to the rates $\Gamma(c \rightarrow ue^+e^-)/\Gamma_{D^0} = 2.4 \times 10^{-10}$ and $\Gamma(c \rightarrow u\mu^+\mu^-)/\Gamma_{D^0} = 0.5 \times 10^{-10}$. These transitions are largely driven by virtual photon at low dilepton mass m_{ll} .

The leading contribution to $c \rightarrow ul^+l^-$ in general MSSM with the conserved R parity comes from one-loop diagrams with gluino and squarks in the loop [892, 954, 955]. It proceeds via virtual photon and significantly enhances the $c \rightarrow ul^+l^-$ spectrum at small dilepton mass m_{ll} . The authors of [892] have investigated supersymmetric (SUSY) extension of the SM with R parity breaking and they found that it can modify the rate. Using the most recent CLEO [957] results for the $D^+ \rightarrow \pi^+e^+e^-$ one can set the bound for the product of the relevant parameters entering the R parity violating $\tilde{\lambda}'_{22k}\tilde{\lambda}'_{21k} \simeq 0.001$ (assuming that the mass of squark $M_{\tilde{D}_k} \simeq 100$ GeV). This bound give the rates $BR_R(c \rightarrow ue^+e^-) \simeq 1.6 \times 10^{-8}$ and $BR_R(c \rightarrow u\mu^+\mu^-) \simeq 1.8 \times 10^{-8}$.

Recently, the effects of Littlest Higgs models were investigated in rare D decays [145] and it was found that there is a new tree level coupling in which gives a $c \rightarrow uZ$ transition. However, that effect is insignificant due to the parameters constrained by the present electroweak data (see Ref. [25] in [145]). A number of models of New Physics contain an extra up-type heavy quark [959] causing the appearance of the flavour changing neutral currents at tree level for the up-quark sector. The Lagrangian which describes this FCNC interaction is given by

$$\mathcal{L}_{NC} = \frac{g}{\cos\theta_W} Z_\mu (J_{W^3}^\mu - \sin^2\theta_W J_{EM}^\mu), \quad (208)$$

where J_{EM}^μ is the same electromagnetic current as in the SM, while $J_{W^3}^\mu$ is given by

$$J_{W^3}^\mu = \frac{1}{2} \bar{U}_L^m \gamma^\mu \Omega U_L^m - \frac{1}{2} \bar{D}_L^m \gamma^\mu D_L^m \quad (209)$$

with $L = \frac{1}{2}(1 - \gamma_5)$ and mass eigenstates $U_L^m = (u_L, c_L, t_L, T_L)^T$, $D_L^m = (d_L, s_L, b_L)^T$. The neutral current for the down-type quarks is the same as in the SM, while the up sector has additional currents (see ref. [145]). The unitarity conditions of the CKM matrix might constrain this coupling. However, the present bound on Δm in $D^0 - \bar{D}^0$ transition limits the parameter describing the cuZ vertex to be $\Omega_{uc} \simeq 0.004$, giving the more strict limit on that parameter. The invariant dilepton mass distribution of the $c \rightarrow ul^+l^-$ distribution is only moderately enhanced.

3.9.23 Exclusive rare D decays

The study of exclusive D meson rare decay modes is very difficult due to the dominance of the long-distance effects [145, 892–894, 951–963]. The $D \rightarrow V\gamma$ decay rates were calculated in Refs. [894,

951, 960, 962]. The long-distance contribution is induced by the effective nonleptonic $|\Delta c| = 1$ weak Lagrangian. In calculations of Ref. [962] the long-distance effects were determined using a heavy meson chiral Lagrangian. The factorization approximation has been used for the calculation of weak transition elements. The results of Ref. [951] obtained within a different framework are in very good agreement with the results of Ref. [962]. In Table 44 the branching ratios of $D \rightarrow V\gamma$ decays [962] are given. The uncertainty is due to relative unknown phases of various contributions. Although the branching

Table 44: Predicted branching ratios for $D \rightarrow V\gamma$ decays.

$D \rightarrow V\gamma$	BR
$D^0 \rightarrow \bar{K}^{*0}\gamma$	$[6 - 36] \times 10^{-5}$
$D_s^+ \rightarrow \rho^+\gamma$	$[20 - 80] \times 10^{-5}$
$D^0 \rightarrow \rho^0\gamma$	$[0.1 - 1] \times 10^{-5}$
$D^0 \rightarrow \omega\gamma$	$[0.1 - 0.9] \times 10^{-5}$
$D^0 \rightarrow \phi\gamma$	$[0.4 - 1.9] \times 10^{-5}$
$D^+ \rightarrow \rho^+\gamma$	$[0.4 - 6.3] \times 10^{-5}$
$D_s^+ \rightarrow K^{*+}\gamma$	$[1.2 - 5.1] \times 10^{-5}$
$D^+ \rightarrow K^{*+}\gamma$	$[0.3 - 4.4] \times 10^{-6}$
$D^0 \rightarrow K^{*0}\gamma$	$[0.3 - 2.0] \times 10^{-6}$

ratios are dominated by the long-distance contributions, the size of the short-distance contribution can be extracted from the difference of the decay widths $\Gamma(D^0 \rightarrow \rho^0\gamma)$ and $\Gamma(D^0 \rightarrow \omega\gamma)$ [961]. Namely, the long-distance mechanism $c\bar{u} \rightarrow d\bar{d}\gamma$ screens the $c\bar{u} \rightarrow u\bar{u}\gamma$ transition in $D^0 \rightarrow \rho^0\gamma$ and $D^0 \rightarrow \omega\gamma$, the ρ^0 and ω mesons being mixtures of $u\bar{u}$ and $d\bar{d}$. Fortunately, the LD contributions are mostly cancelled in the ratio

$$R = \frac{BR(D^0 \rightarrow \rho^0\gamma) - BR(D^0 \rightarrow \omega\gamma)}{BR(D^0 \rightarrow \omega\gamma)} \propto \text{Re} \frac{A(D^0 \rightarrow u\bar{u}\gamma)}{A(D^0 \rightarrow d\bar{d}\gamma)}, \quad (210)$$

which is proportional to the SD amplitude $A(D^0 \rightarrow u\bar{u}\gamma)$ driven by $c \rightarrow u\gamma$. This ratio is $R_{\text{SM}} = (6 \pm 15)\%$ in Ref. [961], and can be enhanced up to $\mathcal{O}(1)$ in the MSSM. In addition to the $c \rightarrow u\gamma$ searches in the charm meson decays, in Ref. [955] it was suggested to search for this transition in the decay $B_c \rightarrow B_u^*\gamma$, where the long distance contribution is much smaller.

The inclusive $c \rightarrow ul^+l^-$ process can be tested in the rare decays $D \rightarrow \mu^+\mu^-$, $D \rightarrow P(V)l^+l^-$ [892, 894, 955, 956]. The branching ratio for the rare decay $D \rightarrow \mu^+\mu^-$ is very small in the SM. The detailed treatment of this decay rate [892] gives $Br(D \rightarrow \mu^+\mu^-) \simeq 3 \times 10^{-13}$ [892]. This decay rate can be enhanced within a study which considers SUSY with R-parity breaking effects [892, 893]. Using the bound $\tilde{\lambda}'_{22k}\tilde{\lambda}'_{21k} \simeq 0.001$ one obtains the limit $Br(D \rightarrow \mu^+\mu^-)_R \simeq 4 \times 10^{-7}$, a value which would be accessible at LHCb [913]. The $D \rightarrow P(V)l^+l^-$ decays offer another possibility to study the $c \rightarrow ul^+l^-$ transition in charm sector. The $D^+ \rightarrow \pi^+l^+l^-$ and $D^0 \rightarrow \rho^0e^+e^-$ decay modes are simplest to be accessed by experiment [145]. The effects of SUSY with R parity violation were studied in [892]. The recent experimental results of [957] restrict the R parity violating parameters found in [892] more than one order of magnitude.

The most appropriate decay modes for the experimental searches of the New Physics coming from the FCNC tree level current are $D^+ \rightarrow \pi^+l^+l^-$ and $D^0 \rightarrow \rho^0e^+e^-$. The total rate for $D \rightarrow Xl^+l^-$ is dominated by the long-distance resonant contributions at dilepton mass $m_{ll} = m_\rho, m_\omega, m_\phi$ and even the largest contributions from New Physics are not expected to affect the total rate significantly [892, 955]. New Physics could only modify the SM differential spectrum at low m_{ll} below ρ or the spectrum at high m_{ll} above ϕ . In the case of $D \rightarrow \pi l^+l^-$ differential decay distribution there is a

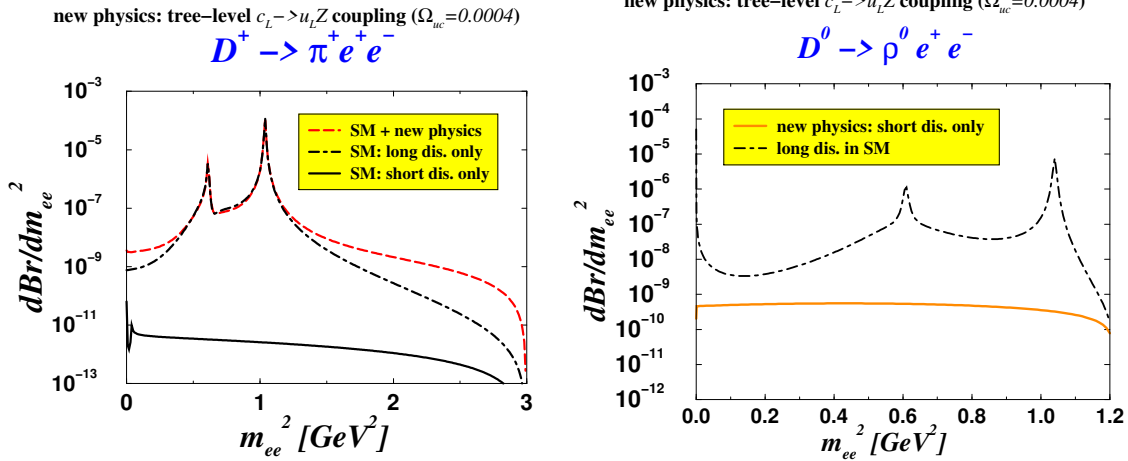


Fig. 56: (left) The dilepton mass distribution $d\text{Br}/dm_{ee}^2$ for the decay $D^+ \rightarrow \pi^+ e^+ e^-$ as a function of the dilepton mass square $m_{ee}^2 = (p_+ + p_-)^2$. (right) The figure shows the dilepton mass distribution for $D^0 \rightarrow \rho^0 e^+ e^-$.

broad region at high m_{ll} (see Fig. 3.9.23), which presents an unique possibility to study the $c \rightarrow ul^{+l^-}$ transition [145,955]. In Table 45 we present branching ratios for the $D^+ \rightarrow \pi^+ e^+ e^-$ and $D^0 \rightarrow \rho^0 l^+ l^-$

Table 45: Branching ratios for the decays probing the $c \rightarrow ul^{+l^-}$ transition

Br	short distance contribution only		total rate \simeq long distance contr.	experiment
	SM	SM + NP		
$D^+ \rightarrow \pi^+ e^+ e^-$	6×10^{-12}	8×10^{-9}	1.9×10^{-6}	$< 7.4 \times 10^{-6}$
$D^+ \rightarrow \pi^+ \mu^+ \mu^-$	6×10^{-12}	8×10^{-9}	1.9×10^{-6}	$< 8.8 \times 10^{-6}$
$D^0 \rightarrow \rho^0 e^+ e^-$	negligible	5×10^{-10}	1.6×10^{-7}	$< 1.0 \times 10^{-4}$
$D^0 \rightarrow \rho^0 \mu^+ \mu^-$	negligible	5×10^{-10}	1.5×10^{-7}	$< 2.2 \times 10^{-5}$

, giving the SM short-distance, long-distance contributions, as well as the effects of NP arising from the existence of one extra up-type quark. The total rates in Standard and New Physics models are completely dominated by the resonant long-distance contribution $D \rightarrow XV_0 \rightarrow Xl^+ l^-$ [145, 892]. The SM short-distance contribution for $D^0 \rightarrow \rho^0 l^+ l^-$ (see Fig. 3.9.23) is not shown since it is completely negligible in comparison to the long-distance contribution. The forward-backward asymmetry for $D^0 \rightarrow \rho^0 l^+ l^-$ vanishes in SM, while it is reaching 0.05 in a NP model with extra up-type quark as given in Fig. 3.9.23. Such an asymmetry is still small and it will be difficult to be observed in present or planned experiments given that the rate itself is already small.

3.9.24 Experimental Results

There are a large number of FCNC charm decays including radiative, fully leptonic decays, lepton flavour violating (LFV) and lepton number violating (LNV), that have been measured experimentally.

Belle has reported the observation of the decay $D^0 \rightarrow \phi \gamma$. This is the first observation of a flavor-changing radiative decay of a charmed meson. The Cabibbo- and colour-suppressed decays $D^0 \rightarrow \phi \pi^0$, $\phi \eta$ are also observed for the first time. The branching fractions are $\mathcal{B}(D^0 \rightarrow \phi \gamma) = [2.60^{+0.70+0.15}_{-0.61-0.17}] \times 10^{-5}$ - somewhat higher than predicted in Table 44, $\mathcal{B}(D^0 \rightarrow \phi \pi^0) = [8.01 \pm 0.26 \pm 0.47] \times 10^{-4}$, and

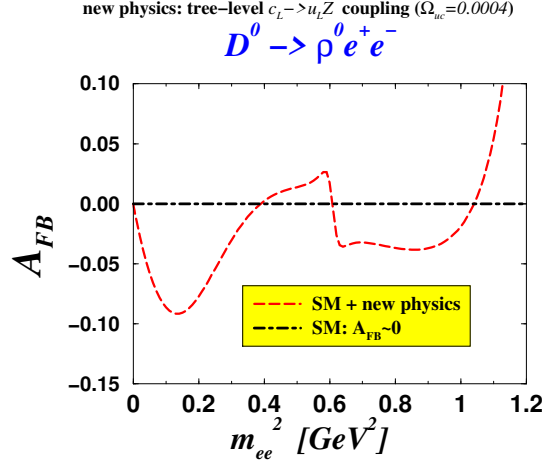


Fig. 57: The figure shows the forward-backward asymmetry for $D^0 \rightarrow \rho^0 e^+ e^-$.

$$\mathcal{B}(D^0 \rightarrow \phi \eta) = [1.48 \pm 0.47 \pm 0.09] \times 10^{-4}.$$

Recently, CLEO-c reported the branching fraction of the resonant decay $\mathcal{BR}(D^+ \rightarrow \pi^+ \phi \rightarrow \pi^+ e^+ e^-) = (2.8 \pm 1.9 \pm 0.2) \times 10^{-6}$ [957]. The lepton-number-violating (LNV) or lepton-flavour-violating (LFV) decays $D^+ \rightarrow \pi^- l^+ l^+$, $K^- l^+ l^+$ and $\pi^+ \mu^+ e^-$ are forbidden in the SM. Past searches have set upper limits for the dielectron and dimuon decay modes [119].

The BABAR collaboration has recently reported on FCNC decays of the form $D^+ / D_s^+ / \Lambda_c^+ \rightarrow \pi^+ / K^+ / p^+ l^+ l^-$, where the two leptons, l^+ and l^- , can each be either an electron or a muon. Upper limits are set at the 90% confidence level between 4×10^{-6} and 40×10^{-6} on the SM and LFV processes [958].

In Table 46, the current limits and expected sensitivities at BES-III are summarized for D^+ and D^0 , respectively.

3.9.25 Precision CKM Physics

Precision measurements of the CKM matrix continue to be of great interest, despite impressive strides in determining its parameters [7–9, 120, 209–211]. We first give an overview of ways in which studies of charm can help this effort. More details on some aspects are given in subsequent subsections.

In section 3.9.26 we discuss direct measurements of the CKM elements governing $c \rightarrow d$ and $c \rightarrow s$ transitions. We then turn in section 3.9.27 to ways in which charm can be of help in determining the remaining elements. An elementary constraint on new physics is discussed in section 3.9.28, while section 3.9.29 summarizes.

3.9.26 Direct determinations

3.9.26.1 V_{ud} , V_{us} , and unitarity

The parameter $V_{us} = \lambda$ is measured (with some recent contributions playing a key role) to be 0.2257 ± 0.0021 [119]. To sufficient accuracy, one then expects $V_{ud} = \sqrt{1 - |V_{us}|^2} = 0.9742 \pm 0.0005$, since $|V_{ub}| \simeq 0.004$ and hence its square can be neglected in the unitarity relation $|V_{ud}|^2 + |V_{us}|^2 + |V_{ub}|^2 = 1$. The experimental value for V_{ud} , based primarily upon comparing beta-decays of certain nuclei to muon decays, is $V_{ud} = 0.97377 \pm 0.00027$, so unitarity is adequately satisfied for the first row.

Table 46: Current and projected 90%-CL upper limits on rare D^+ and D^0 decay modes at BES-III with 20 fb^{-1} data at $\psi(3770)$ peak.

Mode	Reference Experiment	Best Upper limits (10^{-6})	BES-III ($\times 10^{-6}$)	Mode	Reference Experiment	Best Upper limits (10^{-6})	BES-III ($\times 10^{-6}$)
D^+				D^0			
$\pi^+ e^+ e^-$	CLEO-c [957]	7.4	0.03	$\gamma\gamma$	CLEO [964]	28	0.05
$\pi^+ \mu^+ \mu^-$	FOCUS [965]	8.8	0.03	$\mu^+ \mu^-$	D0 [966]	2.4	0.03
$\pi^+ \mu^\pm e^\mp$	BABAR [958]	5.9/10.8	0.03	$\mu^+ e^-$	E791 [967]	8.1	0.03
$\pi^- e^+ e^+$	CLEO-c [957]	3.6	0.03	$e^+ e^-$	E791 [967]	6.2	0.03
$\pi^- \mu^+ \mu^+$	FOCUS [965]	4.8	0.03	$\pi^0 \mu^+ \mu^-$	E653 [968]	180	0.05
$\pi^- \mu^+ e^+$	E791 [967]	50	0.03	$\pi^0 \mu^+ e^+$	CLEO [969]	86	0.05
$K^+ e^+ e^-$	CLEO-c [957]	6.2	0.03	$\pi^0 e^+ e^-$	CLEO [969]	45	0.05
$K^+ \mu^+ \mu^-$	FOCUS [965]	9.2	0.03	$K_S \mu^+ \mu^-$	E653 [968]	260	0.1
$K^+ \mu^\pm e^\mp$	BABAR [958]	5.9/5.7	0.03	$K_S \mu^+ e^-$	CLEO [969]	100	0.1
$K^- e^+ e^+$	CLEO-c [957]	4.5	0.03	$K_S e^+ e^-$	CLEO [969]	110	0.1
$K^- \mu^+ \mu^+$	FOCUS [965]	13	0.03	$\eta \mu^+ \mu^-$	CLEO [969]	530	0.1
$K^- \mu^+ e^+$	E687 [970]	130	0.03	$\eta \mu^+ e^-$	CLEO [969]	100	0.1
				$\eta e^+ e^-$	CLEO [969]	110	0.1

3.9.26.2 V_{cd}

For the first column, one expects $|V_{ud}|^2 + |V_{cd}|^2 + |V_{td}|^2 = 1$. With the value of V_{ud} quoted above and $|V_{td}| \simeq 0.008$, one then expects $|V_{cd}| = 0.227 \pm 0.001$. This is to be compared with the value 0.230 ± 0.011 obtained from neutrino interactions [119] and $0.213 \pm 0.008 \pm 0.021$ from charm semileptonic decays [971]. The first error is experimental and the second is associated with uncertainty in the form factor. Measurements of the branching fractions for $D \rightarrow \pi \ell \nu$ decay are improving somewhat (Sec. 3.9.29.2) so the precision of $|V_{cd}|$ from this source will improve. However, from the current uncertainties in $\mathcal{B}(D \rightarrow \pi \ell \nu)$ it is clear that one will not be able to match the precision of the unitarity test for the first row of the CKM matrix anytime soon. *Given* CKM unitarity, which says to sufficient accuracy that we should expect the value of $|V_{cd}|$ mentioned above, one can use it to constrain form factors in semileptonic charm decays and compare them with lattice QCD calculations.

3.9.26.3 V_{cs}

A similar philosophy applies to the CKM element V_{cs} . Unitarity applied to the second column of the CKM matrix implies $|V_{cs}| = \sqrt{1 - |V_{us}|^2 - |V_{ts}|^2}$. Taking the experimental value of V_{us} mentioned above and the unitarity-based estimate $V_{ts} \simeq -V_{cb}$, we estimate $|V_{cs}| = 0.9733 \pm 0.0006$. This precision will not be matched by experiment soon. The best measurements come from semileptonic charm decays and yield $|V_{cs}| = 0.957 \pm 0.017 \pm 0.093$, with the second error coming from uncertainty in the form factor. Again, assuming unitarity one will be able to subject lattice gauge theory predictions to important tests.

3.9.27 Indirect tests

3.9.27.1 V_{ub}

The primary difficulty in measuring the matrix element V_{ub} is that it must be extracted from b semileptonic decays which proceed to charm all but 2% of the time. Inclusive methods must rely on kinematic separation techniques, the oldest of which is the study of leptons with energies beyond the endpoint for $b \rightarrow c \ell \nu$. Exclusive decays such as $B \rightarrow \pi \ell \nu$ and $B \rightarrow \rho \ell \nu$ do not share this problem, but one must

understand the corresponding form factors. Tests of form factors in *charm* decays predicted by lattice gauge theories can help validate predictions for *B* decays.

The phase of V_{ub}^* (γ or ϕ_3 in the standard parametrisations) can be measured in several ways with the help of information from charm decays. These help, for example, in using decays such as $B \rightarrow D_{CP}K$ decays to learn γ . For *D* modes such as $K_S\pi^+\pi^-$, $\pi^+\pi^-\pi^0$, $K^+K^-\pi^0$, and $K_S K^\pm\pi^\mp$, Dalitz plots yield information on CP-eigenstate and flavour-eigenstate modes and their relative phases [972].

The interference of $b \rightarrow c\bar{u}s$ (real) and $b \rightarrow u\bar{c}s$ ($\sim e^{-i\gamma}$) subprocesses in $B^- \rightarrow D^0K^-$ and $B^- \rightarrow \bar{D}^0K^-$, respectively, is sensitive to the weak phase γ . This interference may be probed by studying common decay products of D^0 and \bar{D}^0 into neutral *D* CP eigenstates or into doubly-Cabibbo-suppressed modes [616, 621, 622, 625, 634].

As one example, the decays $B^\pm \rightarrow K^\pm(K^{*+}K^-)_D$ and $B^\pm \rightarrow K^\pm(K^{*-}K^+)_D$ provide information on γ if the relative (strong) phase between $D^0 \rightarrow K^{*+}K^-$ and $D^0 \rightarrow K^{*-}K^+$ is known [973]. One can learn this relative phase from the study of $D^0 \rightarrow K^+K^-\pi^0$ since both final states occur and interfere with one another where K^{*+} and K^{*-} bands cross on the Dalitz plot [974]. This method was used recently by the CLEO Collaboration [975] to show that this interference was predominantly destructive in the overlap region.

As another example, one can determine γ using $B^\pm \rightarrow DK^\pm$ followed by $D \rightarrow K_S\pi^+\pi^-$, $K_S K^+K^-$, $K_S\pi^+\pi^-\pi^0$ [626, 976]. Recent high-statistics studies have been performed by BaBar [630] and Belle [628]. The precision of these measurements will eventually be limited by the understanding of the $D \rightarrow K_S^0\pi^+\pi^-$ Dalitz plot. K-matrix descriptions of the $\pi\pi$ S-wave may yield improved models of charm Dalitz plots and these models will be tested using the *CP* tagged sample of charm decays at CLEO-c and later at BES-III. The model uncertainty, which is currently $\pm 10^\circ$, may be reduced to a few degrees.

Model independent methods [636, 977] use *CP* tagged $K_S^0\pi^+\pi^-$ and $D\bar{D} \rightarrow (K_S^0\pi^+\pi^-)^2$ to control the Dalitz plot model uncertainty. Analyses underway at CLEO-c are expected to control this systematic uncertainty on γ/ϕ_3 to a few degrees.

3.9.27.2 V_{cb}

The semileptonic decays of *B* mesons to *D* or *D*^{*} mesons are one source of information about the element V_{cb} , but one must understand form factors satisfactorily. Lattice gauge theories make predictions for such form factors; the validation of lattice form factor predictions in charm decays again is a key ingredient in establishing credibility of the $B \rightarrow D^{(*)}$ form factor predictions. Moreover, under some circumstances it is helpful to have precise information about *D* branching ratios to specific final states, which detailed charm studies can provide.

3.9.27.3 V_{td} and $|V_{td}/V_{ts}|$

The mixing of B^0 and \bar{B}^0 is governed primarily by the CKM product $|V_{tb}^*V_{td}|$. If unitarity is assumed, $|V_{tb}|$ is very close to 1, so the dominant CKM source of uncertainty is $|V_{td}|$. However, the matrix element of the short-distance operator inducing the $b\bar{d} \rightarrow d\bar{b}$ transition contains an unknown factor $f_B^2 B_B$, where f_B is the *B meson decay constant*, while $B_B = \mathcal{O}(1)$ is known as the “bag constant” or “vacuum saturation factor” and expresses the degree to which the vacuum intermediate state dominates the transition. The corresponding mixing of strange *B*’s and their antiparticles is governed by $|V_{tb}^*V_{ts}|$ and $f_{B_s}^2 B_{B_s}$.

Lattice gauge theories predict not only f_B and f_{B_s} (as well as the constants B_B and B_{B_s}), but also the decay constants f_D and f_{D_s} for charmed mesons. Thus, the study of charmed meson decay constants (Sec. 3.9.29.1) and their ratios, and comparison with lattice predictions, can shed indirect light

on quantities of interest in determining the CKM matrix elements V_{td} and V_{ts} .

To give one example of the role charm measurements can play, it is expected on rather general grounds [978] that f_{B_s}/f_B and f_{D_s}/f_D are equal to within a few percent. Now, the ratio f_{B_s}/f_B is a key ingredient in the extraction of $|V_{td}/V_{ts}|$ from measurements of $B^0-\bar{B}^0$ and $B_s^0-\bar{B}_s^0$ mixing. The determination of Ref. [664] utilized an estimate $(f_{B_s}\sqrt{B_{B_s}}/f_B\sqrt{B_B}) = 1.21^{+0.047}_{-0.035}$ from the lattice [298]. With a sufficiently good measurement of f_{D_s}/f_D and the theoretical input (again, from the lattice) that $B_{B_s}/B_B \simeq 1$, one could check the lattice prediction or simply substitute an experimental measurement for it.

3.9.28 *New physics constraint*

To see how great an impact even modest improvements in testing CKM unitarity in the charm sector would have, we consider a model in which a fourth family (t', b') of quarks is added to the usual three, with neutrinos heavy enough to evade the constraint $N_\nu = 3$ due to invisible Z decays. Unitarity relations involving the first two rows and columns of the expanded 4×4 CKM matrix allow us to calculate the following 90% c.l. upper limits using the best-measured quantities mentioned above:

$$|V_{ub'}| = \sqrt{1 - |V_{ud}|^2 - |V_{us}|^2 - |V_{ub}|^2} \leq 0.05 \quad , \quad (211)$$

$$|V_{cb'}| = \sqrt{1 - |V_{cd}|^2 - |V_{cs}|^2 - |V_{cb}|^2} \leq 0.5 \quad , \quad (212)$$

$$|V_{t'd}| = \sqrt{1 - |V_{ud}|^2 - |V_{cd}|^2 - |V_{td}|^2} \leq 0.07 \quad , \quad (213)$$

$$|V_{t's}| = \sqrt{1 - |V_{us}|^2 - |V_{cs}|^2 - |V_{ts}|^2} \leq 0.5 \quad . \quad (214)$$

$$(215)$$

The poor quality of the bounds on $|V_{cb'}|$ and $|V_{t's}|$ is largely due to the 10% error on $|V_{cs}|$ which translates to errors of 0.18 on $|V_{cb}|^2$ and $|V_{td}|^2$ and 90% c.l. upper limits on them of about 1/4. Thus improved measurements of V_{cs} could have a great impact on closing a rather gaping window for new physics or even revealing it.

3.9.29 *Summary of overview*

The above examples show that charmed particle studies have a large role to play in precision CKM physics, affecting nearly all the elements of the CKM matrix. In turn, precision CKM physics is important as a clue to the very origin of quark masses, since the CKM matrix arises from the same physics which generates those masses.

3.9.29.1 *Leptonic Decays*

Purely leptonic decays of charm mesons are of prime importance for checks of theoretical QCD calculations and searches for New Physics. Extraction of precise CKM information from neutral B mixing requires precision knowledge of the ratio of decay constants for B_s and B^0 [213]. While QCD calculations provide this estimate, the uncertainties are large and the methods need to be checked by seeing if they can reproduce charm measurements. Leptonic decays proceed in the Standard Model by annihilation of the charm quark and spectator antiquark into a virtual W^+ , that transforms to a lepton-antineutrino pair as shown for the D^+ meson in Fig. 58.

In the SM the decay width is given by [979]:

$$\Gamma(D^+ \rightarrow \ell^+\nu) = \frac{G_F^2}{8\pi} f_{D^+}^2 m_\ell^2 M_{D^+} \left(1 - \frac{m_\ell^2}{M_{D^+}^2}\right)^2 |V_{cd}|^2 \quad , \quad (216)$$

where M_{D^+} is the D^+ mass, m_ℓ is the mass of the final state lepton, $|V_{cd}|$ is a CKM matrix element assumed to be equal to $|V_{us}|$, and G_F is the Fermi coupling constant. (The same formula applies to $D_s^+ \rightarrow \ell^+\nu$ decays with the replacement of D_s^+ mass and $|V_{cs}|$.)

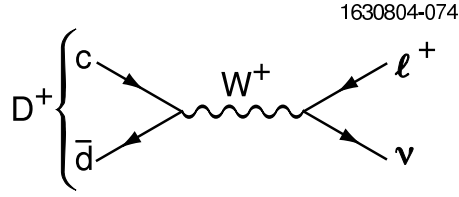


Fig. 58: The decay diagram for $D^+ \rightarrow \ell^+ \nu$.

New Physics can affect the expected widths; any undiscovered charged bosons would interfere with the SM W^+ . These effects may be difficult to ascertain, since they would simply change the value of the f_i 's. The ratio $f_{D_s^+}/f_{D^+}$ is much better predicted in the SM than the values individually, so deviations see here could point to beyond the SM charged bosons. For example, Akeroyd predicts that the presence of a charged Higgs boson would suppress this ratio significantly [980].

We can also measure the ratio of decay rates to different leptons, and the predictions then are fixed only by well-known masses. For example, for $\tau^+ \nu$ to $\mu^+ \nu$:

$$R \equiv \frac{\Gamma(D^+ \rightarrow \tau^+ \nu)}{\Gamma(D^+ \rightarrow \mu^+ \nu)} = \frac{m_{\tau^+}^2 \left(1 - \frac{m_{\tau^+}^2}{M_{D^+}^2}\right)^2}{m_{\mu^+}^2 \left(1 - \frac{m_{\mu^+}^2}{M_{D^+}^2}\right)^2} . \quad (217)$$

Any deviation from this formula would be a manifestation of physics beyond the Standard Model. This could occur if any other charged intermediate boson existed that coupled to leptons differently than mass-squared. Then the couplings would be different for muons and τ 's. This would be a manifest violation of lepton universality, which has identical couplings of the muon, the tau, and the electron to the gauge bosons (γ , Z^0 and W^\pm) [981]. (We note that in some models of supersymmetry the charged Higgs boson couples as mass-squared to the leptons and therefore its presence would not cause a deviation from Eq. 217 [31].)

The CLEO-c collaboration has published a result for f_{D^+} [320, 982]. Several results have been obtained for $f_{D_s^+}$, the most precise being a preliminary result from CLEO-c. To measure f_{D^+} CLEO-c uses a “double-tag” method, possible because at an e^+e^- centre-of-mass energy of 3770 GeV, the location of the ψ'' resonance, D^+D^- final states are produced without any extra particles. Here one D^- is fully reconstructed and then there are enough kinematic constraints (energy and momentum) to search for $D^+ \rightarrow \mu^+ \nu$ by constructing the missing mass-squared (MM^2) opposite the D^- and the muon, which should peak at the essentially zero neutrino mass-squared. Explicitly

$$MM^2 = (E_{\text{beam}} - E_{\mu^+})^2 - (-\mathbf{p}_{D^-} - \mathbf{p}_{\mu^+})^2 , \quad (218)$$

where \mathbf{p}_{D^-} is the three-momentum of the fully reconstructed D^- . The CLEO-c MM^2 distribution is shown in Fig. 59. The peak near zero contains 50 signal events of which 2.8 are estimated background.

The resulting rate is

$$\mathcal{B}(D^+ \rightarrow \mu^+ \nu) = (4.40 \pm 0.66_{-0.12}^{+0.09}) \times 10^{-4} . \quad (219)$$

The decay constant f_{D^+} is then obtained from Eq. (216) using 1.040 ± 0.007 ps as the D^+ lifetime [119], and $|V_{cd}| = 0.2238 \pm 0.0029$, giving

$$f_{D^+} = (222.6 \pm 16.7_{-3.4}^{+2.8}) \text{ MeV} . \quad (220)$$

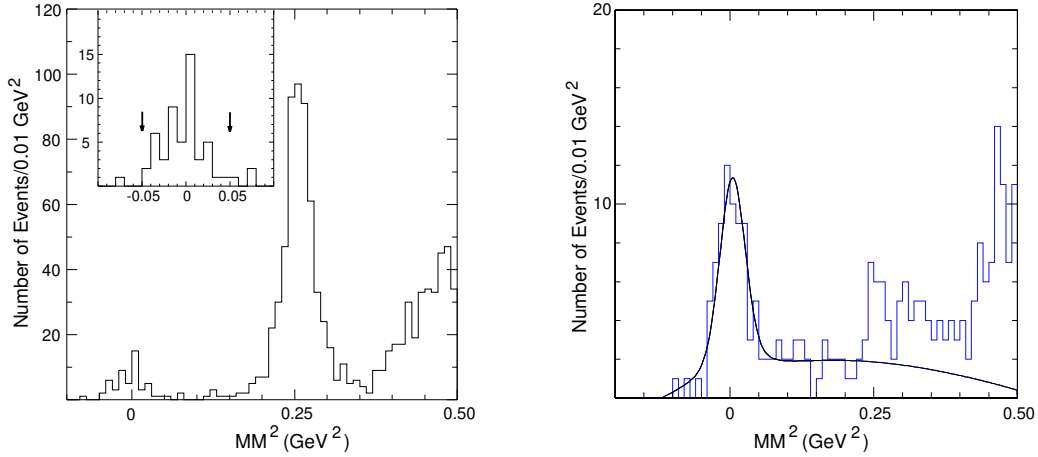


Fig. 59: CLEO-c missing mass-squared distributions. (left) Using D^- tags and one additional opposite sign charged track depositing < 300 MeV (consistent with a muon) in the calorimeter and no extra energetic clusters. The insert shows the signal region for $D^+ \rightarrow \mu^+\nu$ enlarged; the defined signal region is shown between the two arrows. (right) Using D_s^- tags but allowing any energy deposit in the calorimeter (consistent with muon or pion). The curve is the predicted shape for the sum $D_s^+ \rightarrow \mu^+\nu + D_s^+ \rightarrow \tau^+\nu, \tau^+ \rightarrow \pi^+\nu$ normalized to the data for $MM^2 < 0.2 \text{ GeV}^2$.

CLEO-c also sets limits on $\mathcal{B}(D^+ \rightarrow e^+\nu_e) < 2.4 \times 10^{-5}$, [320, 982] and $\mathcal{B}(D^+ \rightarrow \tau^+\nu)$ branching ratio to $< 2.1 \times 10^{-3}$ at 90% C.L. [983]. These limits are consistent with SM expectations.

Before turning to theoretical prediction of f_{D^+} , we discuss the current status of $D_s^+ \rightarrow \mu^+\nu$. Results here have been obtained by several experiments [119]. However, these results have been subject to sizeable systematic errors, the largest of which usually is the uncertainty on $\mathcal{B}(D_s^+ \rightarrow \phi\pi^+)$, that is important because the measurements are usually normalized by taking the ratio of the observed number of $\ell^+\nu$ events to $\phi\pi^+$ events.

CLEO-c eliminates this uncertainty by making absolute measurements directly. Data are obtained near 4.170 GeV. Here the cross-section for $D_s^{*\pm}D_s^\mp$ is ~ 1 nb. Both $\mu^+\nu$ and $\tau^+\nu$ decays are examined, with two different decay modes of the τ^+ used, $\pi^+\bar{\nu}$ and $e^+\bar{\nu}$. The MM^2 distribution for the sum of $D_s^+ \rightarrow \mu^+\nu + D_s^+ \rightarrow \tau^+\nu, \tau^+ \rightarrow \pi^+\nu$ is shown on the right side of Fig. 59. Analysing these samples separately, they find the ratio R from Eq. 217 is consistent with the SM expectation of 9.72. Combining both gives a measurement using Eq. 216 of $f_{D_s} = 282 \pm 16 \pm 7$ MeV. CLEO-c also uses the $D_s^+ \rightarrow \tau^+\nu, \tau \rightarrow e^+\bar{\nu}$ to find $f_{D_s} = 278 \pm 17 \pm 12$ MeV. Combining the two results gives

$$f_{D_s} = 280.1 \pm 11.6 \pm 6.0 \text{ MeV}. \quad (221)$$

Using only the $D_s^+ \rightarrow \tau^+\nu, \tau \rightarrow e^+\bar{\nu}$ and the $D_s^+ \rightarrow \mu^+\nu$, CLEO-c finds

$$R = \frac{\Gamma(D_s^+ \rightarrow \tau^+\nu)}{\Gamma(D_s^+ \rightarrow \mu^+\nu)} = 9.9 \pm 1.7 \pm 0.7, \quad (222)$$

again consistent with the SM expectation. Furthermore CLEO-c also sets limits on $\mathcal{B}(D_s^+ \rightarrow e^+\nu_e) < 3.1 \times 10^{-4}$.

The branching fractions, modes and derived values of $f_{D_s^+}$ from all measurements are listed in Table 47. Most measurements of $D_s^+ \rightarrow \ell^+\nu$ are normalized with respect to $\mathcal{B}(D_s^+ \rightarrow \phi\pi^+)$. These measurements are difficult to average because of the uncertainty in this scale, and we do not attempt this here. We can extract a value for ratio using the CLEO-c measurements only, since the scale error is absent

$$f_{D_s^+}/f_{D^+} = 1.26 \pm 0.11 \pm 0.03. \quad (223)$$

Table 47: Measurements of $f_{D_s^+}$. Results have been updated for new values of the D_s lifetime. ALEPH uses both measurements to derive a value for the decay constant.

Exp.	Mode	\mathcal{B}	$\mathcal{B}_{\phi\pi}(\%)$	$f_{D_s^+}$ (MeV)
CLEO-c	$\mu^+\nu$	$(6.57 \pm 0.90 \pm 0.34) \cdot 10^{-3}$		$281 \pm 19 \pm 7$
CLEO-c	$\tau^+\nu, \tau \rightarrow \pi\nu$	$(7.1 \pm 1.4 \pm 0.3) \cdot 10^{-2}$		$296 \pm 29 \pm 7$
CLEO-c	$\tau^+\nu, \tau \rightarrow e\nu\nu$	$(6.29 \pm 0.78 \pm 0.52) \cdot 10^{-2}$		$278 \pm 17 \pm 12$
CLEO-c	combined	-		$280.1 \pm 11.6 \pm 6.0$
CLEO [984]	$\mu^+\nu$	$(6.2 \pm 0.8 \pm 1.3 \pm 1.6) \cdot 10^{-3}$	3.6 ± 0.9	$273 \pm 19 \pm 27 \pm 33$
BEATRICE [985]	$\mu^+\nu$	$(8.3 \pm 2.3 \pm 0.6 \pm 2.1) \cdot 10^{-3}$	3.6 ± 0.9	$315 \pm 43 \pm 12 \pm 39$
ALEPH [986]	$\mu^+\nu$	$(6.8 \pm 1.1 \pm 1.8) \cdot 10^{-3}$	3.6 ± 0.9	$285 \pm 19 \pm 40$
ALEPH [986]	$\tau^+\nu$	$(5.8 \pm 0.8 \pm 1.8) \cdot 10^{-2}$		
OPAL [987]	$\tau^+\nu$	$(7.0 \pm 2.1 \pm 2.0) \cdot 10^{-3}$		$286 \pm 44 \pm 41$
L3 [988]	$\tau^+\nu$	$(7.4 \pm 2.8 \pm 1.6 \pm 1.8) \cdot 10^{-3}$		$302 \pm 57 \pm 32 \pm 37$
BaBar [322]	$\mu^+\nu$	$(6.7 \pm 0.8 \pm 0.3 \pm 0.7) \cdot 10^{-3}$	4.7 ± 0.5	$283 \pm 17 \pm 7 \pm 14$

Theoretical calculations of $f_{D_s^+}$, f_{D^+} and the ratio $\frac{f_{D_s^+}}{f_{D^+}}$ are listed in Table 48. While the CLEO-c decay constant results are slightly higher than most theoretical expectations, the ratio is quite consistent with Lattice-Gauge theory and most other models. Furthermore, no deviations from SM expectations are found in the ratio of decay rates for various lepton species.

Table 48: Theoretical predictions of f_{D^+} and $f_{D_s^+}/f_{D^+}$. QL indicates quenched lattice calculations.

Model	$f_{D_s^+}$ (MeV)	f_{D^+} (MeV)	$f_{D_s^+}/f_{D^+}$
Lattice ($n_f=2+1$) [310]	$249 \pm 3 \pm 16$	$201 \pm 3 \pm 17$	$1.24 \pm 0.01 \pm 0.07$
QL (Taiwan) [989]	$266 \pm 10 \pm 18$	$235 \pm 8 \pm 14$	$1.13 \pm 0.03 \pm 0.05$
QL (UKQCD) [695]	$236 \pm 8_{-14}^{+17}$	$210 \pm 10_{-16}^{+17}$	$1.13 \pm 0.02_{-0.02}^{+0.04}$
QL [990]	$231 \pm 12_{-1}^{+6}$	$211 \pm 14_{-12}^{+2}$	1.10 ± 0.02
QCD Sum Rules [991]	205 ± 22	177 ± 21	$1.16 \pm 0.01 \pm 0.03$
QCD Sum Rules [992]	235 ± 24	203 ± 20	1.15 ± 0.04
Quark Model [993]	268	234	1.15
Quark Model [994]	248 ± 27	230 ± 25	1.08 ± 0.01
Potential Model [995, 996]	241	238	1.01
Isospin Splittings [997]		262 ± 29	

3.9.29.2 Semileptonic Decays

The study of semileptonic charm decays has several important ramifications. Figure 60 shows the Feynman diagram describing these decays. It shows that the matrix element describing these decays can be expressed as the product of a leptonic current, unaffected by strong interactions, and a hadronic current, where the non-perturbative QCD effects are generally modelled with form factors. Theoretical predictions for these form factors have been derived in the framework of quark models, QCD sum rules, and lattice QCD. Thus the study of inclusive and exclusive semileptonic decay branching fractions and

form factors provides the experimental constraints needed to assess whether theoretical calculations are reliable and feature well understood errors.

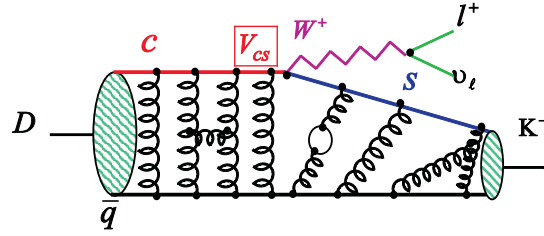


Fig. 60: Feynman diagram for the semileptonic decay of charmed mesons. The QCD non-perturbative effects are described by q^2 dependent form factors.

On the other hand, once computational techniques developed to predict relevant form factors demonstrate that they can achieve reliable results with well understood errors, these data allow precise determinations of the CKM matrix elements V_{cs} and V_{cd} . Moreover a combination of charm and beauty semileptonic decay studies can be used to determine V_{ub} .

3.9.30 Branching Fractions

We are now progressing towards a complete precision determination of the absolute inclusive and exclusive charm semileptonic branching fractions. Inclusive semileptonic widths can provide some information on weak annihilation diagrams [893]. Finally, better knowledge of the inclusive positron spectra can be used to improved modelling of the “cascade” decays $b \rightarrow c \rightarrow se^+\nu_e$ and thus it affects the precision of several measurements of b decays.

CLEO-c uses the two tagging modes with lowest background ($\bar{D}^0 \rightarrow K^+\pi^-$ and $D^- \rightarrow K^+\pi^-\pi^-$) to measure the inclusive D^0 and D^+ semileptonic branching fractions [998]. The kinematic constraints available through the use of D tagged samples from data taken at the $\psi(3770)$ provide a unique tool to select a pure sample of electrons/positrons coming from D semileptonic decays. They obtain $\mathcal{B}(D^0 \rightarrow Xl\nu_e) = (6.46 \pm 0.17 \pm 0.13)\%$ and $\mathcal{B}(D^+ \rightarrow Xl\nu_e) = (16.13 \pm 0.20 \pm 0.33)\%$. The inclusive branching fractions can be translated into inclusive semileptonic widths Γ_{D^+} and Γ_{D^0} , using the well known D lifetimes [119]. These widths are expected to be equal, modulo isospin violations, and indeed the measured ratio $\Gamma_{D^+}^{sl}/\Gamma_{D^0}^{sl} = 0.985 \pm 0.028 \pm 0.015$: thus isospin violations are limited to be below $\sim 3\%$.

BES-II [337, 999] and CLEO-c [1000, 1001] have recently published data on exclusive semileptonic branching fractions. BES-II results are based on 33 pb^{-1} ; the CLEO-c published data are based on the first 57 pb^{-1} , preliminary results included in this report are based on 281 pb^{-1} .

The variable $U \equiv E_{miss} - |c\vec{p}_{miss}|$, where E_{miss} and \vec{p}_{miss} represent the missing energy and momentum of the D meson decaying semileptonically, is used to select signal events. This variable is a non Lorentz invariant version of MM^2 . Table 49 summarizes the recent data, as well as the averages reported in the PDG 2006 [119].

A comparison between the inclusive branching fractions of the D^+ and D^0 mesons with the sum of the measured exclusive branching fractions determines whether there are unobserved semileptonic decay modes. The corresponding sums of exclusive branching fractions are: $\sum_i \mathcal{B}(D^0 \rightarrow X_i l \nu_e) = 6.1 \pm 0.2 \pm 0.2$ and $\sum_i \mathcal{B}(D^+ \rightarrow X_i l \nu_e) = 15.1 \pm 0.50 \pm 0.50$: the measured exclusive modes are consistent with saturating the inclusive widths, although there is some room left for higher multiplicity modes. In particular, CLEO-c also provides the first evidence for $D^0 \rightarrow K^-\pi^+\pi^-e^+\nu_e$ [1002]. They study the MM^2 , inferred from the missing energy and momentum in the event and they obtain the

preliminary branching fractions:

$$\mathcal{B}(D^0 \rightarrow K^- \pi^+ \pi^- e^+ \nu_e) = (2.9_{-1.1}^{+1.5} \pm 0.5) \times 10^{-4} \quad (224)$$

$$\mathcal{B}(D^0 \rightarrow K_1(1270) e^+ \nu_e) \times \mathcal{B}(K_1(1270) \rightarrow K^- \pi^+ \pi^-) = (2.2_{-1.0}^{+1.4} \pm 0.2) \times 10^{-4} \quad (225)$$

This branching fraction is about at the level predicted by Isgur and Scora [289], and is consistent with the expectation that charm semileptonic decays are dominated by the pseudoscalar and vector lowest mass resonances.

Finally, D semileptonic decays are a tool to explore light quark spectroscopy. For example, a few years ago the FOCUS collaboration reported some evidence for an s-wave interference effect in the decay amplitude of $D^+ \rightarrow K^{*0} \mu^+ \nu_\mu$ [1003]. This observation can shed some light on our understanding of the elusive scalar meson κ . This observation has been recently confirmed by CLEO-c in the channel $D^+ \rightarrow K^{*0} e^+ \nu_e$ [1004]. This study will acquire soon a broader scope when CLEO-c will pursue similar analyses in the D_s system.

Table 49: CLEO-c branching fractions and new world averages.

D^+ Mode	Recent Data \mathcal{B} (%)	PDG 2006	D^0 Mode	Recent Data \mathcal{B} (%)	PDG 2006
$\bar{K}^0 e^+ \nu_e$	$8.86 \pm 0.17 \pm 0.20$	8.7 ± 0.5	$K^- e^+ \nu_e$	$3.58 \pm 0.05 \pm 0.05$	3.47 ± 0.13
$\pi^0 e^+ \nu_e$	$0.397 \pm 0.027 \pm 0.028$	0.44 ± 0.06	$\pi^- e^+ \nu_e$	$0.309 \pm 0.012 \pm 0.006$	0.262 ± 0.026
$\eta e^+ \nu_e$	$0.129 \pm 0.019 \pm 0.07$		$K^{*-} e^+ \nu_e$	$2.16 \pm 0.15 \pm 0.08$	2.16 ± 0.16
$\bar{K}^{*0} e^+ \nu_e$	$5.56 \pm 0.27 \pm 0.23$	5.61 ± 0.31	$\rho^- e^+ \nu_e$	$0.156 \pm 0.016 \pm 0.009$	0.194 ± 0.41
$\rho^0 e^+ \nu_e$	$0.232 \pm 0.020 \pm 0.012$	0.22 ± 0.04			
$\omega e^+ \nu_e$	$0.149 \pm 0.027 \pm 0.005$	$0.16_{-0.06}^{+0.07}$			

3.9.31 Form factors for $D \rightarrow K(\pi)\ell\nu$ and $D \rightarrow K^*(\rho)\ell\nu$

Recently, non-quenched lattice QCD calculations for $D \rightarrow K\ell\bar{\nu}$ and $D \rightarrow \pi\ell\nu$ have been reported [329]. The chiral extrapolation is performed at fixed $E = \vec{v} \cdot \vec{p}_P$, where E is the energy of the light meson in the centre-of-mass D frame, \vec{v} is the unit 4-velocity of the D meson, and \vec{p}_P is the 4-momentum of the light hadron P (K or π). The results are presented in terms of a parametrisation originally proposed by Becirevic and Kaidalov (BK) [277]:

$$f_+(q^2) = \frac{F}{(1 - \tilde{q}^2)(1 - \alpha\tilde{q}^2)}; f_0(q^2) = \frac{F}{1 - \tilde{q}^2/\beta}, \quad (226)$$

where q^2 is the 4-momentum of the electron- ν pair, $\tilde{q}^2 = q^2/m_{D_x}^2$, and $F = f_+(0)$, α and β are fit parameters. This formalism models the effects of higher mass resonances other than the dominant spectroscopic pole (D_S^{*+} for the $K\ell\nu$ final state and D^{*+} for $\pi\ell\nu$ [1005]).

Table 50 shows the fit results obtained from FOCUS [338], CLEO III [1006], Belle [1007], and BaBar [1008] compared to the lattice QCD predictions [329]. In addition, all these experiments perform a single pole fit, traditionally used because of the conventional ansatz of several quark models [1009], and the BK parametrisation discussed before. In Table 51 we include preliminary results of fits obtained with the simple pole model by CLEO-c. All of these experiments obtain very good fits also with simple pole form factors; however the simple pole fit does not yield the expected spectroscopic mass. This may hint that other higher order resonances are contributing to the form factors [1005]. It has been argued [1010] that even the BK parametrisation is too simple and that a three parameter form factor is more appropriate. This issue can be resolved by larger data samples, with better sensitivity to the curvature of the form factor near the high recoil region.

Table 50: Measured shape parameter α compared to lattice QCD predictions.

	$\alpha(D^0 \rightarrow K\ell\nu)$	$\alpha(D^0 \rightarrow \pi\ell\nu)$
Lattice QCD [329]	$0.5 \pm 0.04 \pm 0.07$	$0.44 \pm 0.04 \pm 0.07$
FOCUS [338]	$0.28 \pm 0.08 \pm 0.07$	
CLEOIII [1006]	$0.36 \pm 0.10^{+0.03}_{-0.07}$	$0.37^{+0.20}_{-0.31} \pm 0.15$
Belle [1007]	$0.40 \pm 0.12 \pm 0.09$	$0.03 \pm 0.27 \pm 0.13$
BaBar [1008]	$0.43 \pm 0.03 \pm 0.04$	

Table 51: Measured shape parameter α compared to lattice QCD predictions.

	$M_{\text{pole}}(D^0 \rightarrow K\ell\nu)$ (GeV)	$M_{\text{pole}}(D^0 \rightarrow \pi\ell\nu)$ (GeV)
FOCUS [338]	$1.93 \pm 0.05 \pm 0.03$	$1.91^{+0.30}_{-0.15} \pm 0.07$
CLEOIII [1006]	$1.89 \pm 0.05^{+0.04}_{-0.03}$	$1.86^{+0.10+-.07}_{-0.06-0.03}$
Belle [1007]	$1.88 \pm 0.06 \pm 0.03$	$2.01 \pm 0.13 \pm 0.04$
BaBar [1008]	$1.854 \pm 0.016 \pm 0.020$	
CLEO-c [1002]	$1.96 \pm 0.03 \pm 0.01$	$1.95 \pm 0.04 \pm 0.02$

In experimental studies of $D \rightarrow K^*(\rho)\ell\nu$ usually single pole parametrisation of form factors was used. Following Becirevic- Kaidalov approach in Ref [1011, 1012] new parametrisation of relevant form factors was given by

$$\begin{aligned} A_1(q^2) &= \frac{A_1(0)}{1-b'x} & A_2(q^2) &= \frac{A_2(0)}{(1-b'x)(1-b''x)} \\ A_0(q^2) &= \frac{A_0(0)}{(1-y)(1-a'y)} & V(q^2) &= \frac{A_1(0)}{\xi(1-x)(1-ax)} \end{aligned}$$

This parametrisation takes into account all known scaling properties of the decay to light vector semileptonic transition. The study of nonparametric determination of helicity amplitudes in the semileptonic $D \rightarrow K^*(\rho)\ell\nu$ decays will shed more light on the corresponding decays in B physics.

3.9.32 Lattice QCD Checks

By combining the information of the measured leptonic and semileptonic widths, a ratio $R_{sl} = \sqrt{\frac{\Gamma(D^+ \rightarrow \mu^+ \nu_\mu)}{\Gamma(D \rightarrow \pi e \nu_e)}}$, independent of $|V_{cd}|$, can be evaluated: this is a pure check of the theory. We assume isospin symmetry, and thus $\Gamma(D \rightarrow \pi e^+ \nu_e) = \Gamma(D^0 \rightarrow \pi^- e^+ \nu_e) = 2\Gamma(D^+ \rightarrow \pi^0 e^+ \nu_e)$. For the theoretical inputs, we use the recent unquenched lattice QCD calculations in three flavours [310], as they reflect the state of the art of the theory and have been evaluated in a consistent manner. The theory ratio is $R_{sl}^{th} = \sqrt{\frac{\Gamma^{th}(D^+ \rightarrow \mu^+ \nu_\mu)}{\Gamma^{th}(D \rightarrow \pi e \nu_e)}} = 0.212 \pm 0.028$. The quoted error is evaluated through a careful study of the theory statistical and systematic uncertainties, assuming Gaussian errors. The corresponding experimental R_{sl}^{exp} is calculated using the CLEO-c f_D and isospin averaged $\Gamma(D \rightarrow \pi e^+ \nu_e)$: $R_{sl}^{exp} = \sqrt{\frac{\Gamma^{exp}(D^+ \rightarrow \mu^+ \nu)}{\Gamma^{exp}(D \rightarrow \pi e \nu_e)}} = 0.237 \pm 0.019$. The theory and data are in good agreement, though the errors need to be reduced both in theory and experiment to validate the theory at the needed level of precision ($\sim 1 - 3\%$).

3.9.32.1 Hadronic Decays

While the dynamical issues are considerably more complex in nonleptonic than in semileptonic decays – both a blessing and a curse –, the available theoretical tools are more limited. For inclusive rates like

lifetimes one can turn to expansions in powers of $1/m_c$ to obtain at least a semi-quantitative description. For exclusive modes we have ‘Old Faithful’, namely quark models, but also QCD sum rules and chiral dynamics with the latter two (in contrast to the first one) firmly rooted in QCD. Lattice QCD, usually perceived as panacea, faces much more daunting challenges in dealing with nonleptonic charm transitions than for semileptonic modes due to the central role played by strong final state interactions. Yet comprehensive measurements can teach us valuable lessons that can enlighten us about light flavour spectroscopy and also serve as cross checks on B studies. Below we list some core examples for such lessons.

3.9.32.2 Lifetime ratios

Heavy quark theory (HQT) allows to describe inclusive decays of charm hadrons through an expansion in powers of $1/m_c$ implemented by the OPE. With the charm quark mass m_c exceeding ordinary hadronic scales merely by a moderate amount the expansion parameter is not much smaller than unity. In the description of fully integrated widths like lifetimes the leading nonperturbative contributions arise in order $1/m_c^2$ rather than $1/m_c$, which might be their saving grace. Indeed the resulting theoretical description of the lifetime ratios for the seven weakly decaying $C = 1$ charm hadrons has been remarkably successful [893]. Note that these seven charm lifetimes vary by a factor of 15, while the four singly-beautiful hadrons differ by less than 30%. The B_c meson is shorter lived by a factor of three than the other four beauty hadrons – not surprisingly, since it represents a glorified charm decay.

The same framework allows one to predict also the lifetimes of the $C = 2$ double-heavy baryons Ξ_{cc} , Ω_{cc} and even the $C = 3$ Ω_{ccc} [893]:

$$\tau(\Xi_{cc}^{++}) \sim 0.35 \text{ ps}, \quad \tau(\Xi_{cc}^+) \sim 0.07 \text{ ps}, \quad \tau(\Omega_{cc}^+) \sim 0.1 \text{ ps}, \quad \tau(\Omega_{ccc}^{++}) \sim 0.14 \text{ ps} \quad (227)$$

The SELEX collaboration has found tantalizing evidence for $\Xi_{cc}^{+,++}$ baryons all decaying with ultrashort lifetimes below 0.03 ps. This feature cannot be accommodated in HQT. *If* confirmed, one would have to view the apparent successes of the HQT description of the $C = 1$ lifetimes as mere coincidences.

3.9.32.3 Absolute branching ratios

Precision absolute branching fraction measurements are difficult due to normalisation and systematic effects. Only one *golden mode* is needed to anchor the rest for each state. A desire to use all-charged final states necessitates use of some three-body modes where proper modeling of the Dalitz structure is needed to ensure an accurate efficiency simulation. These results serve not only to normalize charm physics, but also much B physics due to dominance of $b \rightarrow c$ decays. For example, charm branching fractions affect $B \rightarrow D^* \ell \nu$, used to extract V_{cb} .

Near-threshold $D\bar{D}$ pairs from $\psi(3770)$ decays and $D_s^{*\pm} D_s^\mp$ produced at 4170 MeV from CLEO-c now provide the best precision. Systematics are controlled and normalization provided with tagging: studying one D vs. a fully-reconstructed *tag* \bar{D} . Precision on the golden modes $D^0 \rightarrow K^- \pi^+$ and $D^+ \rightarrow K^- \pi^+ \pi^+$ results are limited by uncertainties of about 1% per track [1013] from tracking-finding and particle-identification efficiencies. Further studies [1014] are reducing these to less than 0.5% per track. Current statistical precision for $D_s^+ \rightarrow K^+ K^- \pi^+$ decays [1014] is 5%; final CLEO-c accuracy should be about 3%, limited by statistics. Producing a useful new result for the popular $D_s^+ \rightarrow \phi \pi^+$ mode is complicated by several factors: a non-resonant contribution under the ϕ , Breit-Wigner tails of the ϕ , treatment of nearby resonances like the $f(980)$, and lack of detail in existing publications. The merit of such studies goes beyond determining the branching ratio for $D_s^+ \rightarrow \phi \pi^+$ and learning about hadronic resonances (see below). Their greatest impact might come in precision analyses of $B_d \rightarrow \phi K_S$ and its CP asymmetries.

3.9.32.4 Dalitz plot studies & light flavour spectroscopy

Dalitz plot studies represent powerful analysis tools that are deservedly experiencing a renaissance in heavy flavour decays. Constructing a satisfactory description of the Dalitz plot populations allows one to extract the maximal amount of information from the data in a self-consistent way. One has to keep in mind, though, that a priori different parametrisations can be chosen; one has to make a judicious choice based on theoretical considerations. Along with better theoretical descriptions of the decay rate, improved treatments of background and efficiency may also be needed.

One important application concerns the spectroscopy of light flavour hadrons, i.e. those made up from u , d and s quarks. Modes like $D_{(s)} \rightarrow 3\pi$, $3K$, $K\pi\pi$, $K\bar{K}\pi$ offer more than a treasure trove of additional data: since the final state evolves from a well defined initial one, we know some quantum numbers of the overall system. Finding evidence for, say, a $\pi\pi$ resonance like the σ in Cabibbo favoured D and Cabibbo suppressed D_s modes with parameters consistent with what is inferred from low-energy $\pi\pi$ scattering would constitute a powerful validation for the σ being a bona fide resonance.

Such lessons possess considerable intrinsic value. The latter is greatly amplified, since these insights will turn out to be of great help in understanding B decays into the analogous final states, when searching for CP asymmetries there.

3.9.32.5 QCD Sum Rules

More than twenty years ago a pioneering analysis of D and D_s decays into two-body final states of the PP and PV type was performed by Blok and Shifman through a novel application of QCD sum rules. Those are – unlike quark models – genuinely based on the QCD. Their drawback, as for most applications of QCD sum rules, is that one has to allow for an irreducible theoretical uncertainty of about 20%; furthermore they are very labour intensive. The authors of Ref. [1015] assumed $SU(3)_{fl}$ symmetry to make their analysis manageable – clearly a source of significant theoretical uncertainty. It would be marvellous, if some courageous minds would take up the challenge of updating and extending this study.

3.9.32.6 On theoretical engineering

Even without reliable predictions for exclusive nonleptonic widths, it makes a lot of sense to measure as many as precisely as possible on the Cabibbo allowed, once and twice suppressed levels. It can provide vital input into searches for direct CP violation in charm decays.

CP asymmetries in integrated partial widths depend on hadronic matrix elements and (strong) phase shifts, neither of which can be predicted accurately. However the craft of theoretical engineering can be practised with profit here. One makes an ansatz for the general form of the matrix elements and phase shifts that are included in the description of $D \rightarrow PP, PV, VV$ etc. channels, where P and V denote pseudoscalar and vector mesons, and fits them to the measured branching ratios on the Cabibbo allowed, once and twice forbidden level. If one has sufficiently accurate and comprehensive data, one can use these fitted values of the hadronic parameters to predict CP asymmetries. Such analyses have been undertaken in the past [945] and more recently by [1016–1021], but the data base was not as broad and precise as one would like. CLEO-c and BESIII measurements will certainly lift such studies to a new level of reliability.

Similar information can be obtained in a more subtle and model independent way using quantum entanglement in [937]

$$e^+e^- \rightarrow \psi(3770) \rightarrow D^0\bar{D}^0 \quad (228)$$

and observing the subsequent decay of the neutral D mesons into final states like $f(D) = K^-\pi^+, K^+\pi^-, K^+K^-, \pi^+\pi^-$. Since the $D^0\bar{D}^0$ pair forms a coherent system, one can extract the strong phases reliably. This procedure is described in detail in Subsection 3.9.2.

3.9.32.7 Time dependent Dalitz studies

Tracking three-body channels like $D^0 \rightarrow K \bar{K} \pi$, $K_S^0 \pi \pi$ through time-dependent Dalitz plot studies is a very powerful way to look for New Physics through CP asymmetries involving $D^0 - \bar{D}^0$ oscillations, as described in more detail in Sections 3.9.2 and 3.9.12.

3.9.33 Summary on Ongoing and Future Charm Studies

Even accepting for the moment that the SM can provide a complete description of all charm transitions detailed and comprehensive measurements of the latter will continue to teach us important and quite possible even novel lessons on QCD. Those lessons are of considerable intellectual value and would also prepare us, if the anticipated New Physics driving the electroweak phase transition were of the strongly interacting variety.

Yet most definitely those lessons will sharpen both our experimental and theoretical tools for studying B decays and thus will be essential in saturating the discovery potential for New Physics there. Analyses of (semi)leptonic charm decays will yield powerful validation challenges to LQCD that if passed successfully will be of great benefit to extractions of $|V_{ub}|$ in particular. Careful studies of three-body final states in charm decays will yield useful constraints in analyses of the corresponding B modes and their CP asymmetries. The relevant measurements can be made at the Tau-Charm, the B and Super-flavour factories. Yet there is one area in *this* context, where hadronic experiments and in particular LHCb can make important contributions, namely in the search for and observation of doubly-heavy charm baryons of the $[ccq]$ type and their lifetimes.

The study of charm dynamics was crucial in establishing the SM paradigm. Even so it is conceivable that another revolution might originate there in particular by observing non-SM type CP violation with and without oscillations. For on one hand the SM predicts practically zero results (except for direct CP violation in Cabibbo suppressed channels), and on the other hand flavour changing neutral currents might well be considerably less suppressed for up- than for down-type quarks. Charm is the only up-type quark that allows the full range of searches for CP violation. Modes like $D^0 \rightarrow K^+ K^-$, $K^+ \pi^-$ have the potential to exhibit (time dependent) CP asymmetries that – if observed – would establish the presence of New Physics. Likewise for asymmetries in final state distributions like Dalitz plots or for T odd moments. Again especially LHCb appears well positioned to bring the statistical muscle of the LHC to bear on analyzing these transitions.

4 Prospects for future facilities

There are several new facilities for flavour physics discussed in the community among which the Super Flavour Factories (SFF) and the upgrade of the LHCb experiment are the most important ones for B physics. These are analysed in this chapter (for future kaon and charm physics facilities see also Sections 3.8 and 3.9).

The physics case of a Super Flavour Factory is worked out in Section 4.1. All opportunities of such a facility in B , charm and τ lepton physics are discussed. Then the two existing proposals for such a machine, namely Super B and SuperKEKB, are presented in Section 4.2 and Section 4.3, respectively. Finally, the physics, detector and accelerator issues of a possible future upgrade of the LHCb experiment are discussed in Section 4.4.

4.1 On the physics case of a Super Flavour Factory

We summarize the physics case of a high-luminosity e^+e^- flavour factory collecting an integrated luminosity of $50 - 75 \text{ ab}^{-1}$. Many New Physics sensitive measurements involving B and D mesons and τ leptons, unique to a Super Flavour Factory, can be performed with excellent sensitivity to new particles with masses up to ~ 100 (or even ~ 1000) TeV. Flavour- and CP -violating couplings of new particles that may be discovered at the LHC can be measured in most scenarios, even in unfavourable cases assuming minimal flavour violation. Together with the LHC, a Super Flavour Factory, following either the SuperKEKB or the Super B proposal, could be soon starting the project of reconstructing the New Physics Lagrangian.

4.1.1 Introduction

Many open fundamental questions of particle physics are related to flavour: How many families are there? What is their origin? How are neutrino and quark masses and mixing angles generated? Do there exist new sources of flavour and CP violation beyond those we already know? What is the relation between the flavour structure in the lepton and quark sectors? Future flavour experiments will attempt to address these questions providing the exciting possibility to learn something about physics at energy scales much higher than those reachable by current experiments.

The Standard Model (SM) of elementary particles has been very successful in explaining a wide variety of existing experimental data. It accounts for a range of phenomena from low-energy physics (less than a GeV), such as kaon decays, to high-energy (a few hundred GeV) processes involving real weak gauge bosons (W and Z) and top quarks. There is, therefore, little doubt that the SM is the theory to describe physics below the energy scale of several hundred GeV, namely all that has been explored so far.

In spite of the tremendous success of the SM, it is fair to say that the flavour sector of the SM is much less understood than its gauge sector, reflecting our lack of answers to the questions mentioned above. Masses and mixing of the quarks and leptons, which have a significant but unexplained hierarchy pattern, enter as free parameters to be determined experimentally. In fact, while symmetries shape the gauge sector, no principle governs the flavour structure of the SM Lagrangian. Yukawa interactions provide a phenomenological description of the flavour processes which, while successful so far, leaves most fundamental questions unanswered. Hence the need to go beyond the SM.

Indeed the search for evidence of physics beyond the SM is the main goal of particle physics in the next decades. The LHC at CERN will start soon looking for the Higgs boson, the last missing building block of the SM. At the same time it will intensively search for New Physics (NP), for which there are solid theoretical motivations related to the quantum stabilization of the Fermi scale to expect an appearance at energies around 1 TeV.

However, pushing the high-energy frontier, i.e. increasing the available centre-of-mass energy in order to produce and observe new particles, is not the only way to look for NP. New particles could reveal

themselves through their virtual effects in processes involving only standard particles as has been the case several times in the history of particle physics. For these kind of searches the production thresholds are not an issue. Since quantum effects become typically smaller as the mass of the virtual particles increases, the name of the game is rather high precision. As a matter of fact, high-precision measurements probe NP energy scales inaccessible at present and next-generation colliders at the energy frontier.

Flavour physics is the best candidate as a tool for NP searches through quantum effects for several reasons. Flavour Changing Neutral Currents (FCNC), neutral meson-antimeson mixing and CP violation occur at the loop level in the SM and therefore are potentially subject to $\mathcal{O}(1)$ NP virtual corrections. In addition, quark flavour violation in the SM is governed by the weak interaction and suppressed by the small quark mixing angles. Both these features are not necessarily shared by NP which, in such cases, could produce very large effects. Indeed, the inclusion in the SM of generic NP flavour-violating terms with natural $\mathcal{O}(1)$ couplings is known to violate present experimental constraints unless the NP scale is pushed up to 10–100 TeV depending on the flavour sector. This difference between the NP scale emerging from flavour physics and the one suggested by Higgs physics could be a problem for model builders (the so-called flavour problem), but it clearly indicates that flavour physics has the potential to push the explored NP scale in the 100 TeV region. On the other hand, if the NP scale is indeed close to 1 TeV, the flavour structure of NP must be highly non-trivial and the experimental determination of the flavour-violating couplings is particularly interesting.

Let us elaborate on this latter option. Any new-physics model, established at the TeV scale to solve the gauge hierarchy problem, includes new flavoured particles and new flavour- and CP -violating parameters. Therefore, such a model must provide a solution also to the flavour and CP problems, namely how new flavour changing neutral currents and CP -violating phenomena are suppressed. This may be related to other interesting questions. For instance, in supersymmetry the flavour problem is directly linked to the crucial issue of supersymmetry breaking. Similar problems also occur in models of extra-dimensions (flavour properties of Kaluza-Klein states), Technicolour models (flavour couplings of Techni-fermions), little-Higgs models (flavour couplings of new gauge bosons and fermions) and multi-Higgs models (CP -violating Higgs couplings). Once NP is found at the TeV scale, precision measurements of flavour- and CP -violating observables would shed light on the detailed structure of the underlying model.

On quite general grounds, quantum effects in flavour processes explore a parameter space including the NP scale and the NP flavour- and CP -violating couplings. In specific models these are related to fundamental parameters such as masses and couplings of new particles. In particular, NP effects tend to disappear at large NP scales as well as for small couplings. Therefore a crucial question is: could NP be flavour-blind, thus making searches for it with flavour physics unfeasible? Fortunately, the concept of Minimal Flavour Violation (MFV) provides a negative answer: even if NP does not contain new sources of flavour and CP violation, the flavour-violating couplings present in the SM are enough to produce a new phenomenology that makes flavour processes sensitive to the presence of new particles. In other words, MFV puts a lower bound on the flavour effects generated by NP appearing at a given mass scale, a sort of “worst case” scenario for the flavour-violating couplings extremely useful to exclude NP flavour-blindness and assess the “minimum” performance of flavour physics in searching for NP, always keeping in mind that larger effects are quite possible and easily produced in many scenarios beyond MFV.

In the light of the above considerations, a Super Flavour Factory (SFF), following the recent proposals for SuperKEKB (see Section 4.3 and ref. [820]) and Super B (see Section 4.2 and ref. [211]), has one mission: to search for new physics in the flavour sector exploiting a huge leap in integrated luminosity and the wide range of observables that it can measure. However this goal can be pursued in different ways depending on whether evidence of NP has been found at the time a SFF starts taking data.

In either scenario, a SFF can search for evidence of NP irrespective of the values of the new particle masses and of the unknown flavour-violating couplings. A large number of measurements could provide evidence for NP at a SFF. A first set is given by measurements of observables which are predicted

by the SM with small uncertainty, including those which are vanishingly small (the so-called null tests). Among them are the flavour-violating τ decays, direct CP asymmetries in $B \rightarrow X_{s+d}\gamma$, in τ decays and in some non-leptonic D decays, CP violation in neutral charm meson mixing, the dilepton invariant mass at which the forward-backward asymmetry of $B \rightarrow X_s\ell^+\ell^-$ vanishes, and lepton universality violating B and τ decays. Any deviation, as small as a SFF could measure, from its SM value of any observable in this set could be ascribed to NP with essentially no uncertainty. A second set of NP-sensitive observables, including very interesting decays such as $b \rightarrow s$ penguin-dominated non-leptonic B decays, $B \rightarrow \tau\nu$, $B \rightarrow D^{(*)}\tau\nu$, $B \rightarrow K^*\gamma$, $B \rightarrow \rho\gamma$, and many others, require more accurate determinations of SM contributions and improved control of the hadronic uncertainties with respect to what we can do today in order to match the experimental precision achievable at a SFF and to allow for an unambiguous identification of a NP signal. The error on the SM can be reduced using the improved determination of the Cabibbo-Kobayashi-Maskawa (CKM) matrix provided by a SFF itself. This can be achieved using generalized CKM fits which allow for a 1% determination of the CKM parameters using tree-level and $\Delta F = 2$ processes even in the presence of generic NP contributions. As far as hadronic uncertainties are concerned, the extrapolation of our present knowledge and techniques shows that it is possible to reach the required accuracy by the time a SFF will be running using improved lattice QCD results obtained with next-generation computers [211] and/or bounding the theoretical uncertainties with data-driven methods exploiting the huge SFF data sample.

As we already noted, the NP search at a SFF could reveal the virtual effect of particles with masses of hundreds of TeV and in some cases, notably $\Delta F = 2$ processes, even thousands of TeV depending on the values of the flavour-violating couplings. Therefore this search is worth doing irrespective of whether NP has already been found or not. If new particles are discovered at the energy frontier, a SFF could enlarge the spectrum providing evidence of heavier states not accessible otherwise; if not, quantum effects measurable at a SFF could be the only option to look for NP for a long time.

If the LHC finds NP at the TeV scale – in particular if the findings include one (or more) new flavoured particle(s) – then a SFF could measure its flavour- and CP -violating couplings. Indeed all terms of the NP Lagrangian non-diagonal in the flavour space are barely accessible at the LHC. A SFF would be needed to accomplish the task of reconstructing them. It seems able to do that even in the unfavourable cases provided by most MFV models. Indeed, for the purpose of inferring the NP Lagrangian from experiments, the LHC and SFF physics programmes are complementary.

Finally, it must be emphasised that while a Super Flavour Factory will perform detailed studies of beauty, charm and tau lepton physics, the results will be highly complementary to those on several important observables related to B_s meson oscillations, kaon and muon decays that will be measured elsewhere. Most benchmark charm measurements, in particular interesting NP-related measurements such as CP violation in charm mixing, will still be statistics-limited after the CLEO c , BESIII and B Factory projects are completed, and can only be pursued to their ultimate precision at a SFF. Operation at the $\Upsilon(5S)$ resonance provides the possibility of exploiting the clean e^+e^- environment to measure B_s^0 decays with neutral particles in the final state, which will complement the channels that can be measured at LHCb. A SFF has sensitivity for τ physics that is far superior to any other existing or proposed experiment, and the physics reach can be extended even further by the possibility to operate with polarized beams. It is particularly noteworthy that the combined information on μ and τ flavour violating decays that will be provided by MEG [1022] together with a SFF can shed light on the mechanism responsible for lepton flavour violation.

4.1.2 Experimental Sensitivities

A Super Flavour Factory (SFF) with integrated luminosity of 50–75 ab^{-1} can perform a wide range of important measurements and dramatically improve upon the results from the current generation of B Factories. Many of these measurements cannot be made in a hadronic environment, and are unique to a SFF. The experimental sensitivities of a SFF can be schematically classified in two categories:

– *Searching for New Physics:*

Many of the measurements that can be made at a SFF are highly sensitive to NP effects, and those with precise SM predictions are potential discovery channels. As an example: the mixing-induced CP asymmetry parameter for $B^0 \rightarrow \phi K^0$ decays can be measured to a precision of 0.02, as can equivalent parameters for numerous hadronic decay channels dominated by the $b \rightarrow s$ penguin transition. These constitute very stringent tests of any NP scenario which introduces new CP violation sources, beyond the Standard Model. The presence of new sources of CP violation in $D^0-\bar{D}^0$ mixing, where the SM background is negligible, can be tested to similar precision. New physics that appears in the D^0 sector (involving up-type quarks) may be different or complementary to that in the B_d^0 or B_s^0 sectors. Direct CP asymmetries can be measured to the fraction of a percent level in $b \rightarrow s\gamma$ decays, using both inclusive and exclusive channels, and $b \rightarrow s\ell^+\ell^-$ can be equally thoroughly explored. Equally precise searches for direct CP violation in charm or τ decays provide additional NP sensitivity, since the SM background is largely absent. At the same time, a SFF can access channels that are sensitive to NP even when there are no new sources of CP violation, such as the photon polarization in $b \rightarrow s\gamma$, and the branching fractions of $B^+ \rightarrow \ell^+\nu_\ell$, the latter being sensitive probes of NP in MFV scenarios with large $\tan\beta$. Furthermore, rare FCNC decays of the τ lepton are particularly interesting since lepton flavour violation sources involving the third generation are naturally the largest. Any of these measurements constitutes clear motivation for a SFF.

– *Future metrology of the CKM matrix:*

There are several measurements that are unaffected by NP in many likely scenarios, and which allow the extraction of the CKM parameters even in the presence of such NP effects. Among these, the angle γ can be measured with a precision of 1–2°, where the precision is limited only by statistics, not by systematics or by theoretical errors. By contrast, the determination of the elements $|V_{ub}|$ and $|V_{cb}|$ will be limited by theory, but the large data sample of a SFF will allow many of the theoretical errors to be much improved. With anticipated improvements in lattice QCD calculations, the precision on $|V_{ub}|$ and $|V_{cb}|$ can be driven down to the percent level. These measurements could allow tests of the consistency of the Standard Model at a few per mille level and provide the NP phenomenological analyses with a determination of the CKM matrix at the percent level.

In Table 52 we give indicative estimates of the precision on some of the most important observables that can be achieved by a SFF with integrated luminosity of 50–75 ab^{-1} . Here we have not attempted to comment on the whole range of measurements that can be performed by such a machine, but instead focus on channels with the greatest phenomenological impact. For more details, including a wide range of additional measurements, we guide the reader to the reports [211, 498, 820, 1023, 1024], where also all original references are given.

The most important measurements within the CKM metrology are the angles of the Unitarity Triangle, the angle β (also known as ϕ_1), measured using mixing-induced CP violation in $B^0 \rightarrow J/\psi K^0$, the angle α (ϕ_2), measured using rates and asymmetries in $B \rightarrow \pi\pi$ ¹⁷, $\rho\pi$ and $\rho\rho$, and the angle γ (ϕ_3), measured using rates and asymmetries in $B \rightarrow D^{()}K^{(*)}$ decays, using final states accessible to both D^0 and \bar{D}^0 . Moreover, a SFF will improve our knowledge of the lengths of the sides of the Unitarity Triangle. In particular, the CKM matrix element $|V_{ub}|$ will be precisely measured through both inclusive and exclusive semileptonic $b \rightarrow u$ decays.*

Among the measurements sensitive for New Physics, there are the mixing-induced CP violation parameters in charmless hadronic B decays dominated by the $b \rightarrow s$ penguin transition, $S(\phi K^0)$, $S(\eta' K^0)$ and $S(K_S^0 K_S^0 K_S^0)$. Within the Standard Model these give the same value of $\sin(2\beta)$ that is determined

¹⁷Notice that this method for extracting α is insensitive to NP in QCD penguins. However it could be affected by isospin-breaking NP contributions.

Table 52: Expected sensitivity that can be achieved on some of the most important observables, by a SFF with integrated luminosity of 50–75 ab^{-1} . The range of values given allow for possible variation in the total integrated luminosity, in the accelerator and detector design, and in limiting systematic effects. For further details, refer to [211, 1024].

Observable	Super Flavour Factory sensitivity
$\sin(2\beta)$ ($J/\psi K^0$)	0.005–0.012
γ ($B \rightarrow D^{(*)} K^{(*)}$)	1–2°
α ($B \rightarrow \pi\pi, \rho\rho, \rho\pi$)	1–2°
$ V_{ub} $ (exclusive)	3–5%
$ V_{ub} $ (inclusive)	2–6%
$\bar{\rho}$	1.7–3.4%
$\bar{\eta}$	0.7–1.7%
$S(\phi K^0)$	0.02–0.03
$S(\eta' K^0)$	0.01–0.02
$S(K_S^0 K_S^0 K_S^0)$	0.02–0.04
ϕ_D	1–3°
$\mathcal{B}(B \rightarrow \tau\nu)$	3–4%
$\mathcal{B}(B \rightarrow \mu\nu)$	5–6%
$\mathcal{B}(B \rightarrow D\tau\nu)$	2–2.5%
$\mathcal{B}(B \rightarrow \rho\gamma)/\mathcal{B}(B \rightarrow K^*\gamma)$	3–4%
$A_{CP}(b \rightarrow s\gamma)$	0.004–0.005
$A_{CP}(b \rightarrow (s+d)\gamma)$	0.01
$S(K_S^0 \pi^0 \gamma)$	0.02–0.03
$S(\rho^0 \gamma)$	0.08–0.12
$A^{\text{FB}}(B \rightarrow X_s \ell^+ \ell^-) s_0$	4–6%
$\mathcal{B}(B \rightarrow K\nu\bar{\nu})$	16–20%
$\mathcal{B}(\tau \rightarrow \mu\gamma)$	$2-8 \times 10^{-9}$
$\mathcal{B}(\tau \rightarrow \mu\mu\mu)$	$0.2-1 \times 10^{-9}$
$\mathcal{B}(\tau \rightarrow \mu\eta)$	$0.4-4 \times 10^{-9}$

in $B^0 \rightarrow J/\psi K^0$ decays, up to a level of theoretical uncertainty that is estimated to be $\sim 2-5\%$ within factorization. (The theoretical error in these and other modes, such as $B \rightarrow K_S \pi^0$, can be also bounded with data-driven methods [88]. Presently these give larger uncertainties but will become more precise as more data is available.) Many extensions of the Standard Model result in deviations from this prediction. Another distinctive probe of new sources of CP violation is ϕ_D , the CP violating phase in neutral D meson mixing, which is negligible in the SM and can be precisely measured using, for example, $D \rightarrow K_S^0 \pi^+ \pi^-$ decays. Furthermore, branching fractions for leptonic and semileptonic B decays are sensitive to charged Higgs exchange. In particular these modes are sensitive to new physics, even in the unfavourable minimal flavour violation scenario, with a large ratio of the Higgs vacuum expectation values, $\tan \beta$. Measurements of rare radiative and electroweak penguin processes are well-known to be particularly sensitive to new physics: The ratio of branching fractions $\mathcal{B}(B \rightarrow \rho\gamma)/\mathcal{B}(B \rightarrow K^*\gamma)$ depends on the ratio of CKM matrix parameters $|V_{td}/V_{ts}|$, with additional input from lattice QCD. Within the Standard Model this result must be consistent with constraints from the Unitarity Triangle fits. The inclusive CP asymmetries $A_{CP}(b \rightarrow s\gamma)$ or $A_{CP}(b \rightarrow (s+d)\gamma)$ are predicted in the Standard Model to be small or exactly zero respectively with well understood theoretical uncertainties. The mixing-induced

CP asymmetry in radiative $b \rightarrow s$ transitions, measured for example through $S(K_S^0 \pi^0 \gamma)$, is sensitive to the emitted photon polarization. Within the SM the photon is strongly polarized, and the mixing-induced asymmetry small, but new right-handed currents can break this prediction even without the introduction of any new CP violating phase. Similarly, $S(\rho^0 \gamma)$ probes radiative $b \rightarrow d$ transitions. The dilepton invariant mass squared s at which the forward-backward asymmetry in the distribution of $B \rightarrow X_s \ell^+ \ell^-$ decays is zero (denoted $A^{\text{FB}}(B \rightarrow X_s \ell^+ \ell^-)_{s_0}$), for which the theoretical uncertainty of the Standard Model prediction is small, is sensitive to NP in electroweak penguin operators; finally, the branching fraction for the rare electroweak penguin decay $B \rightarrow K \nu \bar{\nu}$ is an important probe for NP even if this appears only well above the electroweak scale. A SFF also allows for the measurement of branching ratios of lepton flavour violating τ decays, such as $\tau \rightarrow \mu \gamma$, $\tau \rightarrow \mu \mu \mu$ and $\tau \rightarrow \mu \eta$. Within the Standard Model, these are negligibly small, but many models of new physics create observable lepton flavour violation signatures.

For some of the entries of Table 52 some additional comments are in order:

- With such large data samples as will be accumulated by a SFF, the uncertainty on several measurements will be dominated by systematic errors. Estimating the ultimate precision therefore requires some knowledge of how these systematic uncertainties can be improved. One such important channel is the mixing-induced CP asymmetry in $B^0 \rightarrow J/\psi K^0$, which measures $\sin(2\beta)$ in the SM. The systematic uncertainties in the current B Factory analyses are around 1–2%, coming mainly from uncertainties in the vertex detector alignment and beam spot position. Another example is direct CP asymmetry, both in exclusive and inclusive modes. Measurements with precision better than 1% require knowledge of detector asymmetries at the same level. Reduction of these errors will be highly challenging, but there is some hope that improvement by a factor of about two may be possible.
- The precision that can be achieved on $|V_{ub}|$ depends on improvements in the theoretical treatment. The most notable effect is for the exclusive channels, where reduction of the error on form factors calculated in lattice QCD is extremely important.
- The sensitivities for some measurements depend on hadronic parameters that are not yet well known. For example, for ϕ_D to be measured at least one of the $D^0 - \bar{D}^0$ mixing parameters x_D and y_D must be nonzero. The first evidence for charm mixing has recently been reported [911, 936], but large ranges for the obtained parameters are still allowed. Our estimate of the sensitivity is obtained by extrapolating results from the $D \rightarrow K_S \pi^+ \pi^-$ time-dependent analysis [929], which currently appears to be the single most sensitive channel, although better constraints can certainly be obtained by combining information from multiple decays modes.
- The specific details of the accelerator and detector configuration are important considerations for some measurements. For studies of mixing-induced CP asymmetry that obtain the B decay vertex position from a reconstructed K_S^0 meson (such as $B^0 \rightarrow K_S^0 K_S^0 K_S^0$ and $B^0 \rightarrow K_S^0 \pi^0 \gamma$) the geometry of the vertex detector plays an important role – better precision is achieved for a larger vertex detector. Similarly, several channels with missing energy (such as $B \rightarrow \tau \nu_\tau$, $B \rightarrow D \tau \nu_\tau$ and $B \rightarrow K \nu \bar{\nu}$) make full use of the constraints available in $\Upsilon(4S) \rightarrow B \bar{B}$ decays by fully reconstructing one B meson to know the kinematics of the other. Such measurements are dependent on the background condition and the hermeticity of the detector. Indeed, it is obvious that the sensitivity for all measurements depends strongly on the detector performance, and improvements in, *e.g.*, vertexing and particle identification capability will be of great benefit to separate signal from background.
- The sensitivity to very rare processes, such as the lepton flavour violating decay $\tau \rightarrow \mu \gamma$ depends strongly on how effectively the background may be reduced and on other possible improvements to the analysis techniques used.

The sensitivities of these measurements to New Physics effects may be shown by a few examples: In Figure 61 we show a simulation of the time-dependent asymmetry in $B^0 \rightarrow \phi K^0$, compared to that for $B^0 \rightarrow J/\psi K^0$. The events are generated using the current central values of the measurements. With the precision of a SFF and the present central values, the difference between the two data sets is larger than the theoretical expectation, showing evidence of NP contributions.

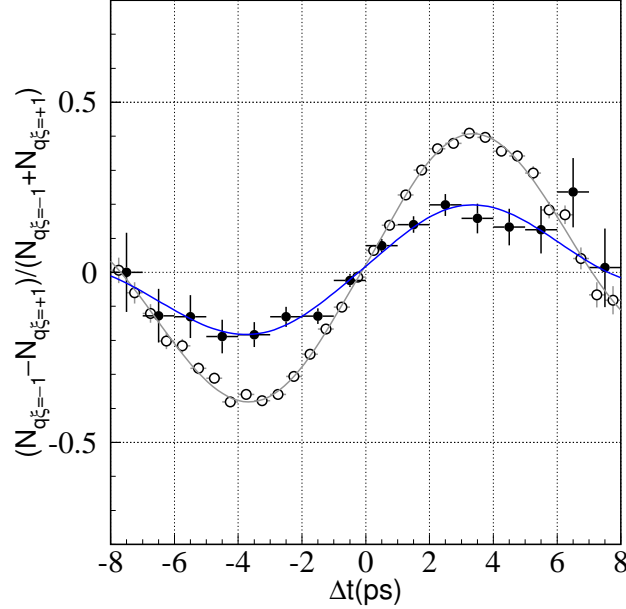


Fig. 61: Simulation of new physics effects in $B^0 \rightarrow \phi K^0$, as could be observed by a SFF. The open circles show simulated $B^0 \rightarrow J/\psi K^0$ events, the filled circles show simulated $B^0 \rightarrow \phi K^0$ events. Both have curves showing fit results superimposed. From [1024].

In Figure 62 we show how lepton flavour violation in the decay $\tau \rightarrow \mu \gamma$ may be discovered at a SFF. The simulation corresponds to a branching fraction of $\mathcal{B}(\tau \rightarrow \mu \gamma) = 10^{-8}$, which is within the range predicted by many new physics models. The signal is clearly observable, and well within the reach of a SFF. The simulation includes the effects of irreducible background from initial state radiation photons, though improvements in the detector and in the analysis may lead to better control of this limitation. Other lepton flavour violating decay modes, such as $\tau \rightarrow \mu \mu \mu$ do not suffer from this background, and have correspondingly cleaner experimental signatures.

The differences between the SFF physics programme and those of the current B factories are striking. At a SFF measurements of known rare processes such as $b \rightarrow s \gamma$ or CP violation in hadronic $b \rightarrow s$ penguin transitions such as $B^0 \rightarrow \phi K_S^0$ will be advanced to unprecedented precision. Channels which are just being observed in the existing data, such as $B^0 \rightarrow \rho^0 \gamma$, $B^+ \rightarrow \tau^+ \nu_\tau$ and $B \rightarrow D^{(*)} \tau \nu$ will become precision measurements at a SFF. Furthermore, detailed studies of decay distributions and asymmetries that cannot be performed with the present statistics, will enable the sensitivity to NP to be significantly improved. Another salient example lies in $D^0 - \bar{D}^0$ oscillations: the current evidence for charm mixing, which cannot be interpreted in terms of New Physics, opens the door for precise measurements of the CP violating phase in charm mixing, which is known to be zero in the Standard Model with negligible uncertainty.

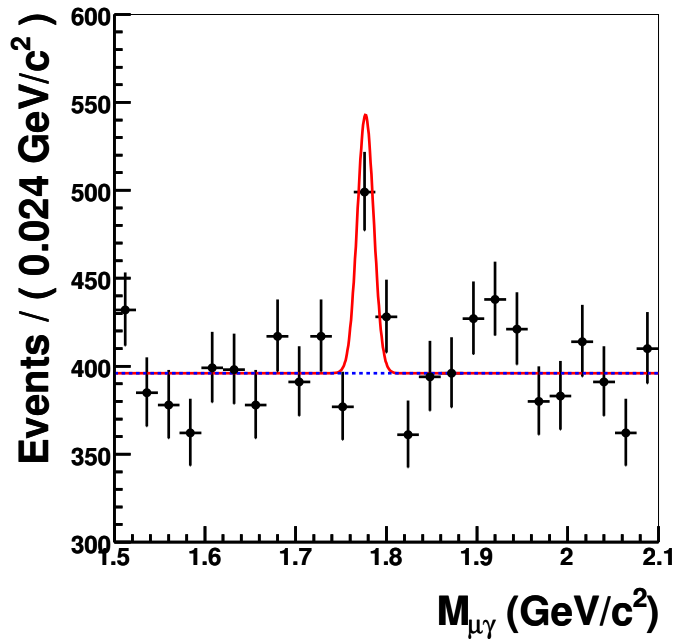


Fig. 62: Monte Carlo simulation of the appearance of $\tau \rightarrow \mu\gamma$ at a SFF. A clear peak in the $\mu\gamma$ invariant mass distribution is visible above the background. The branching fraction used in the simulation is $\mathcal{B}(\tau \rightarrow \mu\gamma) = 10^{-8}$, an order of magnitude below the current upper limit. With 75 ab^{-1} of data the significance of such a decay is expected to exceed 5σ .

In addition, these measurements will be accompanied by dramatic discoveries of new modes and processes. These will include decays such as $B \rightarrow K\nu\bar{\nu}$, which is the signature of the theoretically clean quark level process $b \rightarrow s\nu\bar{\nu}$. The high statistics and clean environment of a SFF allow for the accompanying B meson to be fully reconstructed in a hadronic decay mode, which then in turn allows a one-charged prong rare decay to be isolated. Another example is $B^+ \rightarrow \pi^+\ell^+\ell^-$, the most accessible $b \rightarrow d\ell^+\ell^-$ process. These decays are the next level beyond $b \rightarrow s\ell^+\ell^-$ decays, which were first observed in the B Factory era. Such significant advances will result in a strong phenomenological impact of the Super Flavour Factory physics programme.

Comparison with LHCb: Since a SFF will take data in the LHC era, it is reasonable to ask how the physics reach compares with the B physics potential of the LHC experiments, most notably LHCb. By 2014, the LHCb experiment is expected to have accumulated 10 fb^{-1} of data from pp collisions at a luminosity of $\sim 2 \times 10^{32} \text{ cm}^{-2}\text{s}^{-1}$. In the following we assume the most recent estimates of LHCb sensitivity with that data set [1025]. Note that LHCb is planning an upgrade where they would run at 10 times the initial design luminosity and record a data sample of about 100 fb^{-1} , see Section 4.4 and [1026].

The most striking outcome of any comparison between SFF and LHCb is that the strengths of the two experiments are largely complementary. For example, the large boost of the B hadrons produced at LHCb allows studies of the oscillations and mixing-induced CP violation of B_s mesons while many of the measurements that constitute the primary physics motivation for a SFF cannot be performed in the hadronic environment, including rare decay modes with missing energy such as $B^+ \rightarrow \ell^+\nu_\ell$ and $B^+ \rightarrow K^+\nu\bar{\nu}$. Measurements of the CKM matrix elements $|V_{ub}|$ and $|V_{cb}|$ and inclusive analyses of processes such as $b \rightarrow s\gamma$ also benefit greatly from the SFF environment. At LHCb the reconstruction efficiencies are reduced for channels containing several neutral particles and for studies where the B decay vertex must be determined from a K_S^0 meson. Consequently, a SFF has unique potential to measure

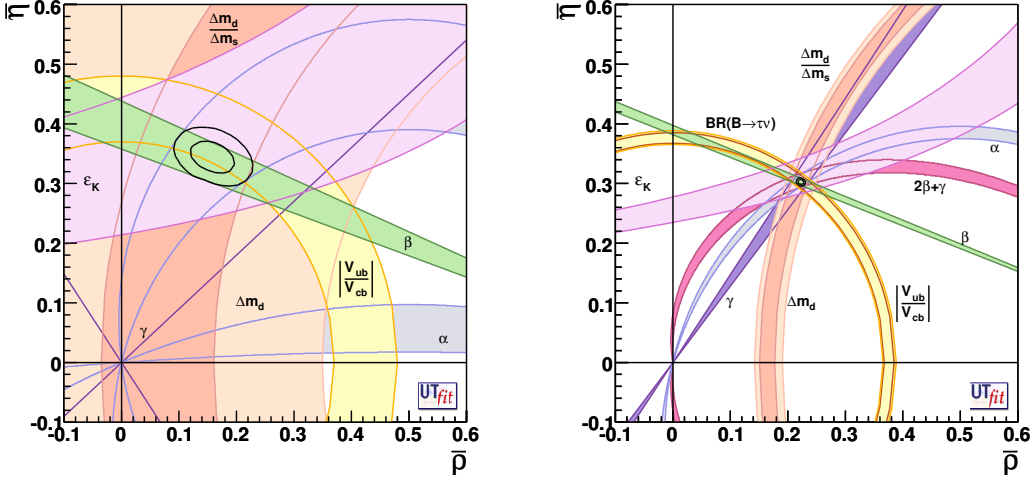


Fig. 63: Regions corresponding to 95% probability for the CKM parameters $\bar{\rho}$ and $\bar{\eta}$ selected by different constraints, assuming present central values with present errors (left) or with errors expected at a SFF tuning central values to have compatible constraints (right).

the photon polarization via mixing-induced CP violation in $B^0 \rightarrow K_S^0 \pi^0 \gamma$. Similarly, a SFF is well placed to study possible NP effects in hadronic $b \rightarrow s$ penguin decays as it can measure precisely the CP asymmetries in many B_d^0 decay modes including ϕK^0 , $\eta' K^0$, $K_S^0 K_S^0 K_S^0$ or $K_S^0 \pi^0$. While LHCb will have limited capability for these channels, it can achieve complementary measurements using decay modes such as $B_s^0 \rightarrow \phi \gamma$ and $B_s^0 \rightarrow \phi \phi$ for radiative and hadronic $b \rightarrow s$ transitions respectively.

Where there is overlap, the strength of the SFF programme in its ability to use multiple approaches to reach the objective becomes apparent. For example, LHCb will be able to measure α to about 5° precision using $B \rightarrow \rho \pi$, but would not be able to access the full information in the $\pi \pi$ and $\rho \rho$ channels, which is necessary to drive the uncertainty down to the $1\text{--}2^\circ$ level of a SFF. Similarly, LHCb can certainly measure $\sin(2\beta)$ through mixing-induced CP violation in $B^0 \rightarrow J/\psi K_S^0$ decay to high accuracy (about 0.01), but will have less sensitivity to make the complementary measurements (*e.g.*, in $J/\psi \pi^0$ and Dh^0) that help to ensure that the theoretical uncertainty is under control. LHCb plans to measure the angle γ with a precision of $2\text{--}3^\circ$. A SFF is likely to be able to improve this precision to about 1° . LHCb can make a precise measurement of the zero of the forward-backward asymmetry in $B^0 \rightarrow K^{*0} \mu^+ \mu^-$, but a SFF can also measure the inclusive channel $b \rightarrow s \ell^+ \ell^-$, which is theoretically a significantly cleaner observable [457].

The broad program of a SFF thus provides a very comprehensive set of measurements, extending what will already have been achieved by LHCb at that time. This will be of great importance for the study of flavour physics in the LHC era and beyond.

4.1.3 Phenomenological Impact

The power of a SFF to observe NP and to determine the CKM parameters precisely is manifold. In the following, we present a few highlights of the phenomenological impact (for more detailed analyses see [211, 498, 820, 1023, 1024]).

Precise Determination of CKM Parameters in the SM: Most of the measurements described in the previous section can be used to select a region in the $\bar{\rho}\text{--}\bar{\eta}$ plane as shown in Figure 63. The corresponding numerical results are given in Table 53. The results indicate that a precision of a fraction of a percent can be reached, significantly improving the current situation, and providing a generic test of the presence

of NP at that level of precision. Note that in the right plot of Figure 63 - where the expected precision offered by a SFF is used - the validity of the SM is assumed, so the compatibility of all constraints is put in by hand. In contrast, in Figure 64 we assume that all results take the central values of their current world averages with the expected precision of a SFF. In this case, the hints of discrepancies present in today's data have evolved into fully fledged NP discoveries.

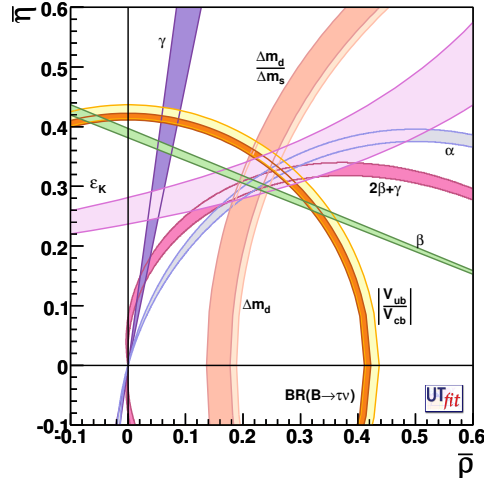


Fig. 64: Region corresponding to 95% probability for the CKM parameter $\bar{\rho}$ and $\bar{\eta}$ selected by the different constraints, assuming today's central values with the precision of a SFF. Note for example that the band corresponding to the γ measurement does not pass through the intersection of other constraints.

Table 53: Uncertainties of the CKM parameters obtained from the Standard Model fit using the experimental and theoretical information available today (left) and at the time of a SFF (right). The precision corresponds to the plots in Figures 63 and 64.

Parameter	SM Fit today	SM Fit at a SFF
$\bar{\rho}$	0.163 ± 0.028	± 0.0028
$\bar{\eta}$	0.344 ± 0.016	± 0.0024
α ($^\circ$)	92.7 ± 4.2	± 0.45
β ($^\circ$)	22.2 ± 0.9	± 0.17
γ ($^\circ$)	64.6 ± 4.2	± 0.38

Of course, many of the measurements used for the SM determination of $\bar{\rho}-\bar{\eta}$ can be affected by the presence of NP. Thus, unambiguous NP searches require a determination of $\bar{\rho}$ and $\bar{\eta}$ in the presence of arbitrary NP contributions, which can be done using $\Delta F = 2$ processes.

New Physics in Models with Minimal Flavour Violation: The basic assumption of Minimal Flavour Violation (MFV) [10, 12, 1027] is that NP does not introduce new sources of flavour and CP violation. Hence the only flavour-violating couplings are the SM Yukawa couplings. One can assume that the top Yukawa coupling is dominant in the simplest case with one Higgs doublet and - with some exceptions - also in the case with two Higgs doublets with small $\tan\beta$; this means that all NP effects amount to a real contribution added to the SM loop function generated by virtual top exchange. In particular, in the

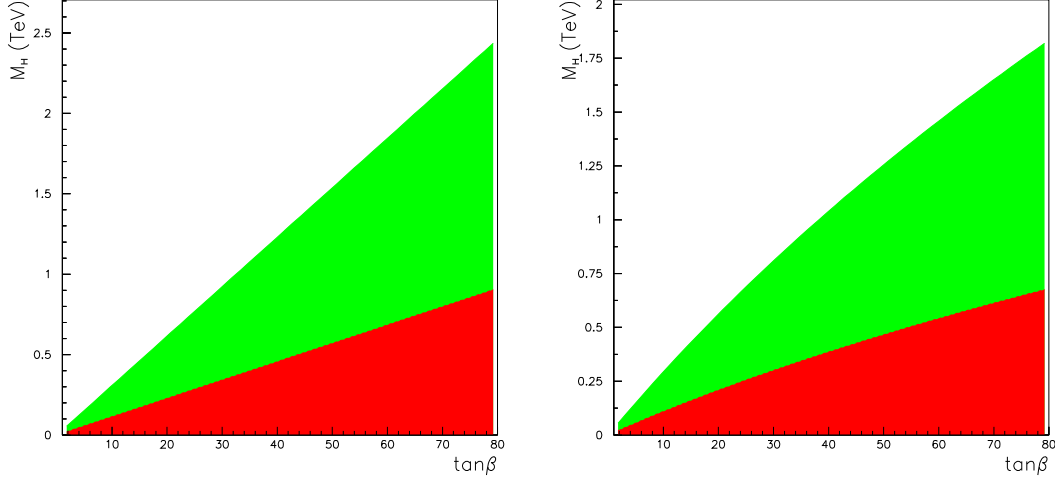


Fig. 65: Exclusion regions at 95% probability in the $M_{H^\pm} - \tan\beta$ plane for the 2HDM-II (left) and the MSSM (right) obtained assuming the Standard Model value of $\mathcal{B}(B \rightarrow \ell\nu)$ measured with 2 ab^{-1} (dark (red) area) and 75 ab^{-1} (dark (red) + light (green) area). In the MSSM case, we have used $\epsilon_0 \sim 10^{-2}$ [1028].

$\Delta B = 2$ amplitude, MFV NP may be parameterized as

$$S_0(x_t) \rightarrow S_0(x_t) + \delta S_0$$

where the function $S_0(x_t)$ represents the top contribution in the box diagrams and δS_0 is the NP contribution. Therefore, in this class of MFV models, the NP contribution to all $\Delta F = 2$ processes is universal, and the effective Hamiltonian retains the SM structure.

Following Ref. [10], this value can be converted into a NP scale using

$$\delta S_0 = 4a \left(\frac{\Lambda_0}{\Lambda} \right)^2, \quad (229)$$

where $\Lambda_0 = Y_t \sin^2 \theta_W M_W / \alpha \approx 2.4 \text{ TeV}$ is the SM scale, Y_t is the top Yukawa coupling, Λ is the NP scale and a is an unknown (but real) Wilson coefficient of $\mathcal{O}(1)$.

The UT analysis can constrain the value of the NP parameter δS_0 together with $\bar{\rho}$ and $\bar{\eta}$. In the absence of a NP signal, δS_0 is distributed around zero. From this distribution, we can obtain a lower bound on the NP scale Λ .

For a one-Higgs-doublet model (1HDM) or a two-Higgs-doublet model (2HDM) in the low $\tan\beta$ regime, the combination of measurements at a SFF and the improved lattice results give

$$\Lambda > 14 \text{ TeV @ 95\% CL} \quad (230)$$

These bounds are a factor of three larger than those available today [210]. This means that even in the “worst case” scenario, *i.e.*, in models with MFV at small $\tan\beta$, the sensitivity of flavour-violating processes to NP is strong enough to allow for the study of the flavour-violating couplings of new particles with masses up to 600 GeV. This conversion to a NP scale in the MFV case deserves further explanation. Consider that the SM reference scale corresponds to virtual W -exchange in the loops. As MFV has the same flavour violating couplings as the SM, the MFV-NP scale is simply translated to a new virtual particle mass as $\Lambda/\Lambda_0 \times M_W$. It must be noted, however, that as soon as one considers large $\tan\beta$, or

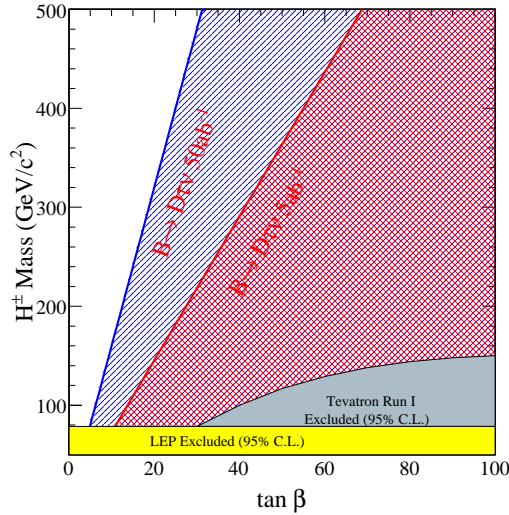


Fig. 66: Exclusion region in the M_{H^\pm} - $\tan \beta$ plane assuming the SM value of $\mathcal{B}(B \rightarrow D\ell\nu)$ measured with 5 ab^{-1} and with 50 ab^{-1} .

relaxes the MFV assumption in this kind of analysis, the NP scale is raised by at least a factor of three, covering the whole range of masses accessible at the LHC. In fact the RGE-enhanced contribution of the scalar operators (absent or subleading in the small $\tan \beta$ MFV case) typically sets bounds an order of magnitude stronger than those on the SM current-current operator, correspondingly increasing the lower bound on the NP scale. This is the case, for instance, in the Next-to-Minimal Flavour Models (NMFV) discussed in Ref. [18] as described in the analysis of Ref. [9].

The large $\tan \beta$ scenario offers additional opportunities to reveal NP by enhancing flavour-violating couplings in $\Delta B = 1$ processes with virtual Higgs exchange. This can be the case in decays such as $B \rightarrow \ell\nu$ or $B \rightarrow D\tau\nu$ whose branching ratios are strongly affected by a charged Higgs for large values of $\tan \beta$. In Figure 65 we show the region excluded in the M_{H^\pm} - $\tan \beta$ plane by the measurement of $\mathcal{B}(B \rightarrow \ell\nu)$ with the precision expected at the end of the current B Factories and at a SFF, assuming the central value given by the SM. It is apparent that a SFF pushes the lower bound on M_{H^\pm} , corresponding, for example, to $\tan \beta \sim 50$ from the hundreds of GeV region up to about 2 TeV, both in the 2HDM-II and in the MSSM. Another interesting possibility is to test lepton flavour universality by measuring the ratio $R_B^{\mu/\tau} = \mathcal{B}(B \rightarrow \mu\nu)/\mathcal{B}(B \rightarrow \tau\nu)$, which could have a $\mathcal{O}(10\%)$ deviation from its SM value at large $\tan \beta$ [32, 534], whereas the relative error on the individual branching fraction measurements at a SFF is expected to be 5% or less. In Figure 66 we show the region excluded in the M_{H^\pm} - $\tan \beta$ plane by the measurement of $\mathcal{B}(B \rightarrow D\ell\nu)$ at a SFF, assuming the central value given by the SM.

MSSM with Generic Squark Mass Matrices: There is also an impressive impact of a SFF on the parameters of the MSSM with generic squark mass matrices parameterized using the mass insertion (MI) approximation [97]. In this framework, the NP flavour-violating couplings are the complex MIs. For simplicity, we consider only the dominant gluino contribution. The relevant parameters are therefore the gluino mass $m_{\tilde{g}}$, the average squark mass $m_{\tilde{q}}$ and the MIs $(\delta_{ij}^d)_{AB}$, where $i, j = 1, 2, 3$ are the generation indices and $A, B = L, R$ are the labels referring to the helicity of the SUSY partner quarks. For example, the parameters relevant to $b \rightarrow s$ transitions are the two SUSY masses and the four MIs $(\delta_{23}^d)_{LL, LR, RL, RR}$. In order to simplify the analysis, we consider the contribution of one MI at a time. This is justified to some extent by the hierarchy of the present bounds on the MIs. In addition, barring accidental cancellations, the contributions from two or more MIs would produce larger NP effects and

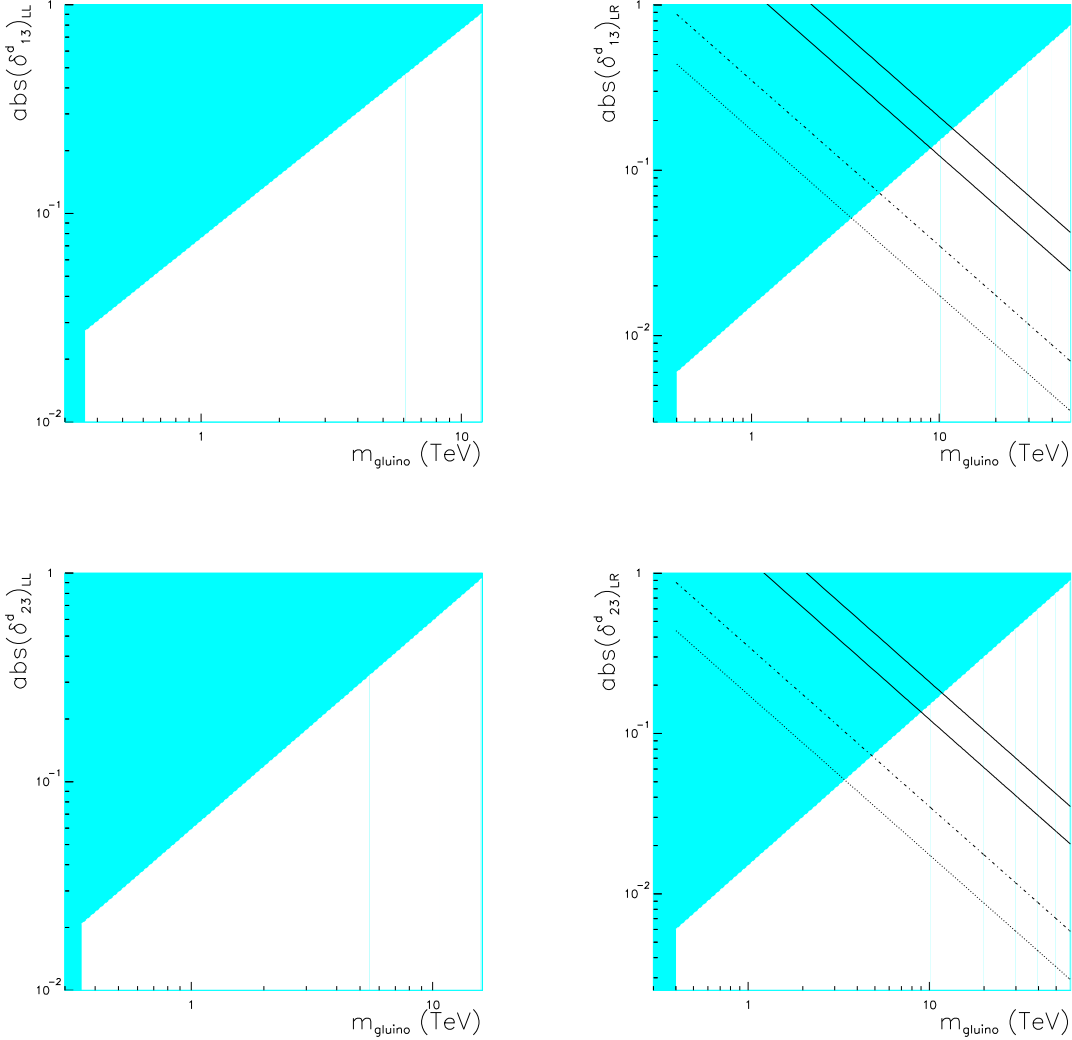


Fig. 67: Sensitivity region of SFF in the $m_{\tilde{g}}-|\delta_{ij}^d|_{AB}$ plane. The region is obtained by requiring that the reconstructed MI is 3σ away from zero. The cases of $(\delta_{13}^d)_{LL}$ (upper left), $(\delta_{13}^d)_{LR}$ (upper right), $(\delta_{23}^d)_{LL}$ (lower left) and $(\delta_{23}^d)_{LR}$ (lower right) are shown. For LR MIs the theoretical upper bound (allowed parameter region is below these lines) discussed in the text is also shown for $\tan\beta = 5, 10, 35, 60$ (dashed, dotted, dot-dashed, solid line respectively).

therefore make the detection of NP easier, while simultaneously making the phenomenological analysis more involved [108, 421]. The analysis presented here is based on results and techniques developed in Refs. [104, 105, 107]. The aim of this analysis is twofold. On the one hand, we want to show the bounds on the MSSM parameter space as they would appear at a SFF. For this purpose, we first simulate the signals produced by the MSSM for a given value of one MI. We then check how well we are able to determine this value using the constraints coming from a SFF. In particular, we examine the ranges of masses and MIs for which clear NP evidence, given by a non-vanishing value of the extracted MI, can be obtained. In Figure 67 we show for some of the different MIs, the observation region in the plane $m_{\tilde{g}}-|\delta^d|$ obtained by requiring that the absolute value of the reconstructed MI is more than 3σ away from zero. For simplicity we have taken $m_{\tilde{q}} \sim m_{\tilde{g}}$. From these plots, one can see that a SFF could detect NP

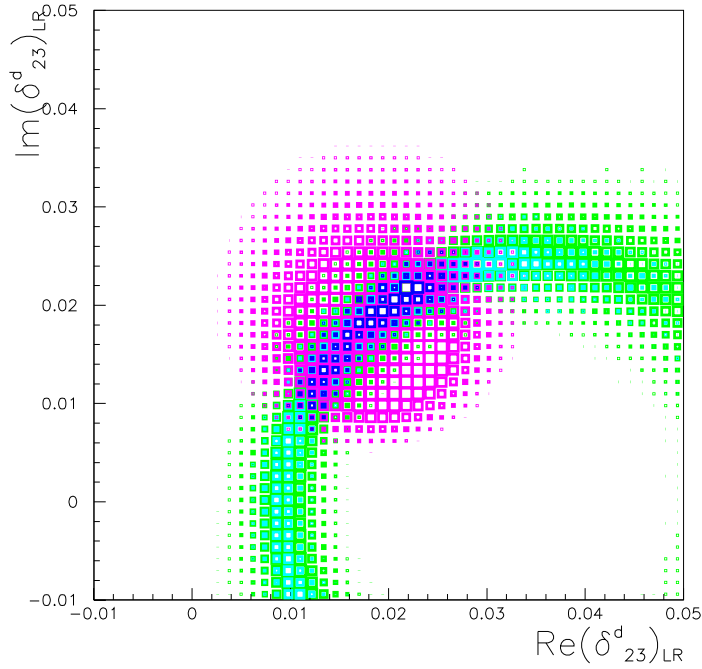


Fig. 68: Density plot of the region in the $\text{Re}(\delta_{23}^d)_{LR}$ - $\text{Im}(\delta_{23}^d)_{LR}$ for $m_{\tilde{q}} = m_{\tilde{g}} = 1$ TeV generated using SFF measurements. Different colours correspond to different constraints: $\mathcal{B}(B \rightarrow X_s \gamma)$ (green), $\mathcal{B}(B \rightarrow X_s \ell^+ \ell^-)$ (cyan), $A_{CP}(B \rightarrow X_s \gamma)$ (magenta), all together (blue). Central values of constraints corresponds to assuming $(\delta_{13}^d)_{LL} = 0.028e^{i\pi/4}$.

effects caused by SUSY masses up to 10–15 TeV corresponding to $(\delta_{13,23}^d)_{LL} \sim 1$. Even larger scales could be reached by LR MIs. However overly large LR MIs are known to produce charge- and colour-breaking minima in the MSSM potential [809], which can be avoided by imposing the bounds shown in the LR plots of Figure 67. These bounds decrease as $1/m_{\tilde{q}}$ and increase linearly with $\tan \beta$. Taking them into account, we can see that still LR MIs are sensitive to gluino masses up to 5–10 TeV for $\tan \beta$ between 5 and 60. The plots of Figure 67 show the values of the MI that can be reconstructed if SUSY masses are below 1 TeV. In the cases considered we find $(\delta_{13}^d)_{LL} = 2\text{--}5 \times 10^{-2}$, $(\delta_{13}^d)_{LR} = 2\text{--}15 \times 10^{-3}$, $(\delta_{23}^d)_{LL} = 2\text{--}5 \times 10^{-1}$ and $(\delta_{23}^d)_{LR} = 5\text{--}10 \times 10^{-3}$. These value are typically one order of magnitude smaller than the present upper bounds on the MIs [1029].

Figure 68 shows a simulation of how well the the mass insertions (MIs), related to the off-diagonal entries of the squark mass matrices, could be reconstructed at a SFF. Figure 68 displays the allowed region in the plane $\text{Re}(\delta_{ij}^d)_{AB}$ - $\text{Im}(\delta_{ij}^d)_{AB}$ with a value of $(\delta_{ij}^d)_{AB}$ allowed from the present upper bound, $m_{\tilde{q}} = 1$ TeV and using the SFF measurements as constraints. The relevant constraints come from $\mathcal{B}(b \rightarrow s\gamma)$, $A_{CP}(b \rightarrow s\gamma)$, $\mathcal{B}(b \rightarrow s\ell^+\ell^-)$, $A_{CP}(b \rightarrow s\ell^+\ell^-)$, Δm_{B_s} and A_{SL}^s . It is apparent the key role of $A_{CP}(b \rightarrow s\gamma)$ together with the branching ratios of $b \rightarrow s\gamma$ and $b \rightarrow s\ell^+\ell^-$. The zero of the forward-backward asymmetry in $b \rightarrow s\ell^+\ell^-$, missing in the present analysis, is expected to give an additional strong constraint, further improving the already excellent extraction of $(\delta_{23}^d)_{LR}$ shown in Figure 68.

Lepton Flavour Violation in τ Decays: The search for Flavour Changing Neutral Current (FCNC) transitions of charged leptons is one of the most promising directions to search for physics beyond

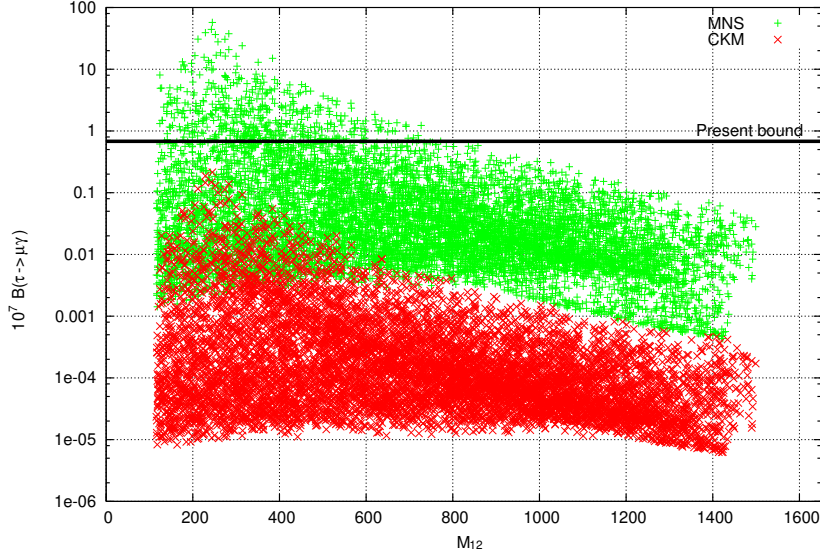


Fig. 69: $\mathcal{B}(\tau \rightarrow \mu\gamma)$ in units of 10^{-7} vs. the high energy universal gaugino mass ($M_{1/2}$) within a $SO(10)$ framework [1030]. The plot is obtained by scanning the LHC accessible parameter space $m_0 \leq 5$ TeV for $\tan\beta = 40$. Green or light (red or dark) points correspond to the scenario where LFV is governed by the PMNS (CKM) mixing matrix. The thick horizontal line denotes the present experimental sensitivity. The expected SFF sensitivity is 2×10^{-9} .

the SM. In the last few years neutrino physics has provided unambiguous indications about the non-conservation of lepton flavour, we therefore expect this phenomenon to occur also in the charged lepton sector. FCNC transitions of charged leptons could occur well beyond any realistic experimental resolution if the light neutrino mass matrix (m_ν) were the only source of Lepton Flavour Violation (LFV). However, in many realistic extensions of the SM this is not the case. In particular, the overall size of m_ν is naturally explained by a strong suppression associated to the breaking of the total Lepton Number (LN), which is not directly related to the size of LFV interactions.

Rare FCNC decays of the τ lepton are particularly interesting since the LFV sources involving the third generation are naturally the largest. In particular, searches of $\tau \rightarrow \mu\gamma$ at the 10^{-8} level or below are extremely interesting even taking into account the present stringent bounds on $\mu \rightarrow e\gamma$. We illustrate this with one example where the comparison of possible bounds on (or evidences for) $\tau \rightarrow \mu\gamma$, $\mu \rightarrow e\gamma$ and other LFV rare decays provides a unique tool to identify the nature of the NP model.

In Figure 69, we show the prediction for $\mathcal{B}(\tau \rightarrow \mu\gamma)$ within a SUSY $SO(10)$ framework for the accessible LHC SUSY parameter space $M_{1/2} \leq 1.5$ TeV, $m_0 \leq 5$ TeV and $\tan\beta = 40$ [1030]. Note that the measurement of $\mathcal{B}(\tau \rightarrow \mu\gamma)$ at a SFF can distinguish the scenario where LFV is governed by neutrino mixing matrix U_{PMNS} from the scenario where LFV is governed by the quark mixing matrix V_{CKM} .

Little Higgs Models: These models address the tension between the naturalness of the electroweak scale and the precision electroweak measurements showing no evidence for new physics up to 5 – 10 TeV. The Littlest Higgs model [137] is based on a $SU(5)/SO(5)$ non-linear sigma model. It is strongly constrained by the electroweak precision data due to tree-level contributions of the new particles.

Implementing an additional discrete symmetry, so-called T-parity [147], constrains the new particles to contribute at the loop-level only and allows for a NP scale around 500 GeV. It also calls for additional (mirror) fermions providing an interesting flavour phenomenology.

The high sensitivity for τ decays serves as an important tool to test the littlest Higgs model with

Table 54: Upper bounds on some LFV decay branching ratios in the LHT model with a new physics scale $f = 500$ GeV, after imposing constraints on $\mu^- \rightarrow e^- \gamma$, $\mu^- \rightarrow e^- e^+ e^-$, $\tau^- \rightarrow \mu^- \pi^0$ and $\tau^- \rightarrow e^- \pi^0$.

Decay	Upper bound
$\tau^- \rightarrow e^- \gamma$	$1 \cdot 10^{-8}$
$\tau^- \rightarrow \mu^- \gamma$	$2 \cdot 10^{-8}$
$\tau^- \rightarrow e^- e^+ e^-$	$2 \cdot 10^{-8}$
$\tau^- \rightarrow \mu^- \mu^+ \mu^-$	$3 \cdot 10^{-8}$

Table 55: Comparison of various ratios of branching ratios in the LHT model and in the MSSM without and with significant Higgs contributions.

Ratio	LHT	MSSM (dipole)	MSSM (Higgs)
$\frac{\mathcal{B}(\mu^- \rightarrow e^- e^+ e^-)}{\mathcal{B}(\mu^- \rightarrow e^- \gamma)}$	0.4 – 2.5	$\sim 6 \cdot 10^{-3}$	$\sim 6 \cdot 10^{-3}$
$\frac{\mathcal{B}(\tau^- \rightarrow e^- e^+ e^-)}{\mathcal{B}(\tau^- \rightarrow e^- \gamma)}$	0.4 – 2.3	$\sim 1 \cdot 10^{-2}$	$\sim 1 \cdot 10^{-2}$
$\frac{\mathcal{B}(\tau^- \rightarrow \mu^- \mu^+ \mu^-)}{\mathcal{B}(\tau^- \rightarrow \mu^- \gamma)}$	0.4 – 2.3	$\sim 2 \cdot 10^{-3}$	$\sim 1 \cdot 10^{-1}$

T-parity (LHT), in particular to distinguish it from the MSSM [161]. Upper bounds on some lepton flavour violating decay branching ratios are given in Table 54.

By comparison with Table 52, these are seen to be well within the reach of a SFF. However, the large LFV branching ratios are not a specific feature of the LHT but a general property of many new physics models including the MSSM. Nevertheless, as Table 55 clearly shows, specific correlations are very suitable to distinguish between the LHT and the MSSM. The different ratios are a consequence of the fact that in the MSSM the dipole operator plays the crucial role in those observables while in the LHT the Z^0 penguin and the box diagram contributions are dominant. The pattern is still valid when there is a significant Higgs contribution in the MSSM, as can be read off from Table 55.

Comparison of different SUSY Breaking Scenarios: In SUSY models the squark and slepton mass matrices are determined by various SUSY breaking parameters, and hence a SFF has the potential to study SUSY breaking scenarios through quark and lepton flavour signals. This will be particularly important when SUSY particles are found at the LHC, because flavour off-diagonal terms in these mass matrices could carry information on the origin of SUSY breaking and interactions at high energy scales such as the GUT and the seesaw neutrino scales. Combined with the SUSY mass spectrum obtained at energy frontier experiments, it may be possible to clarify the whole structure of SUSY breaking. In order to illustrate the potential of a SFF to explore the SUSY breaking sector, three SUSY models are considered and various flavour signals are compared. These are (i) the minimal supergravity model (mSUGRA), (ii) a SU(5) SUSY GUT model with right-handed neutrinos, (iii) the MSSM with U(2) flavour symmetry [1031]. In mSUGRA, the SUSY breaking terms are assumed to be flavour-blind at the GUT scale. The SU(5) SUSY GUT with right-handed neutrinos is a well-motivated SUSY model which can accommodate the gauge coupling unification and the seesaw mechanism for neutrino mass generation. There is interesting interplay between the quark and lepton sectors in this model. Since quarks and leptons are unified in the same GUT multiplets, quark flavour mixing can be a source of flavour mixings in the slepton sector that induce LFV in the charged lepton processes. Furthermore, the neutrino Yukawa coupling constants introduce new flavour mixings that are not related to the CKM matrix. Due to the SU(5) GUT multiplet structure sizable flavour mixing can occur in the right-handed sdown sector

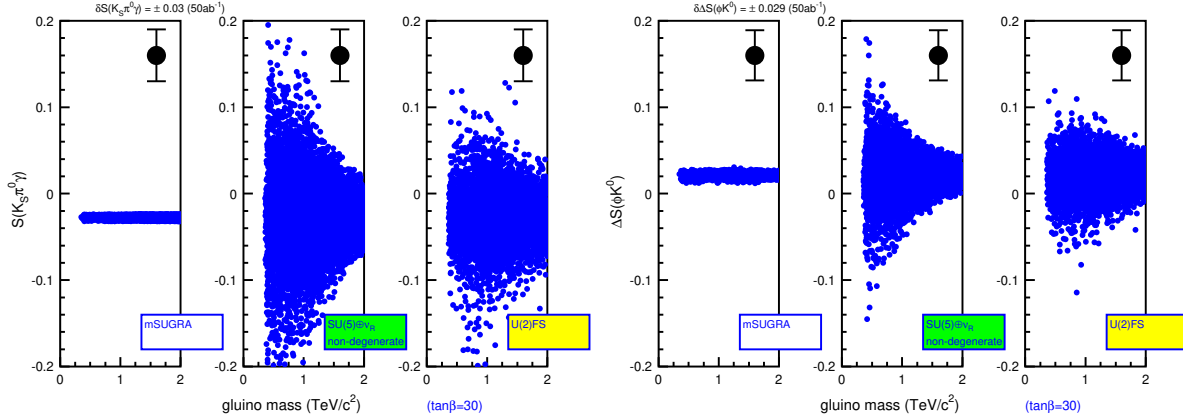


Fig. 70: Time-dependent asymmetry of $B \rightarrow K_S^0 \pi^0 \gamma$ and the difference between the time-dependent asymmetries of $B \rightarrow \phi K_S^0$ and $B \rightarrow J/\psi K_S^0$ modes for three SUSY breaking scenarios: mSUGRA(left), SU(5) SUSY GUT with right-handed neutrinos in non-degenerate case (middle), and MSSM with U(2) flavour symmetry (right). The expected SFF sensitivities are also shown.

as well as the left-handed slepton sector, and contributions to various LFV and quark FCNC processes become large. When we require that the neutrino Yukawa coupling constants only induce flavour mixing in the 2-3 generation, then the constraint from the $\mu \rightarrow e\gamma$ process is somewhat relaxed (so-called non-degenerate case). Finally, in the MSSM with U(2) flavour symmetry, the first two generations of quarks and squarks are assigned as doublets with respect to the same U(2) flavour group, whereas those in the third generation are singlets. Therefore this model explains the suppression of the FCNC processes between the first two generations, but it still provides sizable contributions for $b \rightarrow s$ transition processes.

Flavour signals in the $b \rightarrow s$ sector are shown in Figure 70 for these three SUSY breaking scenarios. Scatter plots of the time-dependent asymmetry of $B \rightarrow K_S^0 \pi^0 \gamma$ and the difference between the time-dependent asymmetries of $B \rightarrow \phi K_S^0$ and $B \rightarrow J/\psi K_S^0$ modes are presented as a function of the gluino mass. Various phenomenological constraints such as $\mathcal{B}(b \rightarrow s\gamma)$, the rate of B_s mixing, and neutron and atomic electric dipole moments are taken into account as well as SUSY and Higgs particle search limits from LEP and TEVATRON experiments. For the SUSY GUT case, the branching ratios of muon and tau LFV processes are also calculated and used to limit the allowed parameter space. Sizable deviations can be seen for SU(5) SUSY GUT and U(2) flavour symmetry cases even if the gluino mass is 1 TeV. The deviation is large enough to be identified at SFF. On the other hand, the deviations are much smaller for the mSUGRA case.

The correlation between $\mathcal{B}(\tau \rightarrow \mu\gamma)$ and $\mathcal{B}(\mu \rightarrow e\gamma)$ is shown in Figure 71 for the non-degenerate SU(5) SUSY GUT case. In this case, both processes can reach current upper bounds. It is thus possible that improvements in the $\mu \rightarrow e\gamma$ search at the MEG experiment and in the $\tau \rightarrow \mu\gamma$ search at a SFF lead to discoveries of muon and tau LFV processes, respectively. Notice that the Majorana mass scale that roughly corresponds to the heaviest Majorana neutrino mass is taken to be $M_R = 4 \times 10^{14}$ GeV in these figures. When the Majorana mass scale is lower, flavour signals become smaller because the size of the neutrino Yukawa coupling constant is proportional to $\sqrt{M_R}$ and LFV branching ratios scale with M_R^2 . This means that a SFF can cover some part of the parameter space from $\tau \rightarrow \mu\gamma$ if the Majorana scale is larger than 10^{13} GeV. The pattern of LFV signals also depends on the choice of SUSY breaking scenarios. If we take the degenerate case of three heavy Majorana masses in a SU(5) SUSY GUT, $\mathcal{B}(\mu \rightarrow e\gamma)$ can be close to the present experimental bound while branching ratios of tau LFV processes are generally less than 10^{-9} . The LFV branching ratios for both muon and tau LFV

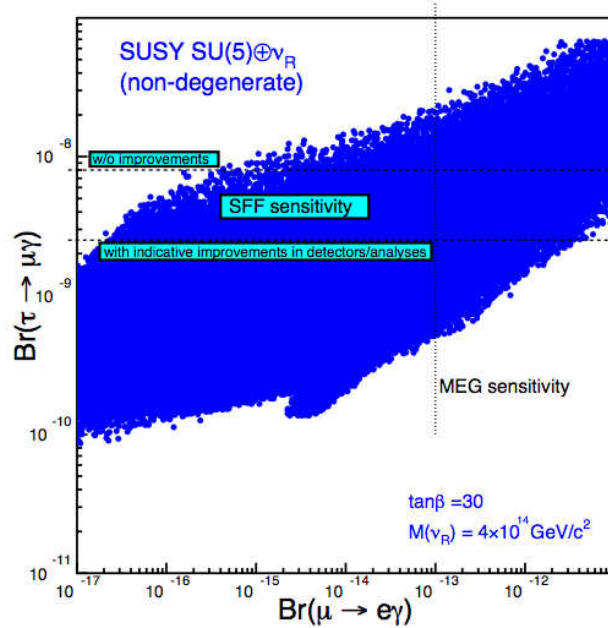


Fig. 71: Correlation between $\mathcal{B}(\tau \rightarrow \mu\gamma)$ and $\mathcal{B}(\mu \rightarrow e\gamma)$ for SU(5) SUSY GUT with right-handed neutrinos in non-degenerate case. Expected search limits at the SFF for $\mathcal{B}(\tau \rightarrow \mu\gamma)$ and for $\mathcal{B}(\mu \rightarrow e\gamma)$ from MEG are also shown.

processes are negligible for the mSUGRA case. In MSSM with U(2) flavour symmetry, LFV signals depend on how the flavour symmetry is implemented in the lepton sector so that there is a large model dependence.

4.1.4 Summary

In conclusion, the physics case of a Super Flavour Factory collecting an integrated luminosity of 50–75 ab^{-1} is well established. Many NP sensitive measurements involving B and D mesons and τ leptons, unique to a Super Flavour Factory, can be performed with excellent sensitivity to new particles with masses up to ~ 100 (or even ~ 1000) TeV. The possibility to operate at the $\Upsilon(5S)$ resonance makes some measurements with B_s mesons also accessible, and options to run in the tau-charm threshold region and possibly with one or two polarized beams further broadens the physics reach. Flavour- and CP -violating couplings of new particles accessible at the LHC can be measured in most scenarios, even in the unfavourable cases assuming minimal flavour violation. Together with the LHC, a Super Flavour Factory could be soon starting the project of reconstructing the NP Lagrangian. Admittedly, this daunting task would be difficult and take many years, but it provides an exciting objective for accelerator-based particle physics in the next decade and beyond.

4.2 SuperB proposal

The two asymmetric B Factories, PEP-II [1032] and KEKB [1033], and their companion detectors, *BABAR* [1034] and *Belle* [1035], have produced a wealth of flavour physics results, subjecting the quark and lepton sectors of the Standard Model to a series of stringent tests, all of which have been passed. With the much larger data sample that can be produced at a Super B Factory, qualitatively new studies will be possible, including searches for flavour-changing neutral currents, lepton-flavour violating processes, and new sources of CP violation, at sensitivities that could reveal New Physics beyond the Standard Model. These studies will provide a uniquely important source of information about the details of the New Physics uncovered at hadron colliders in the coming decade [1036].

In light of this strong physics motivation, there has been a great deal of activity over the past six years aimed at designing an e^+e^- B Factory that can produce samples of b , c and τ decays 50 to 100 times larger than will exist when the current B Factory programs end.

Upgrades of PEP-II [1037] and KEKB [1038] to Super B Factories that accomplish this goal have been considered at SLAC and at KEK. These machines are extrapolations of the existing B Factories, with higher currents, more bunches, and smaller β functions (1.5 to 3 mm). They also use a great deal of power (90 to 100 MW), and the high currents, approaching 10A, pose significant challenges for detectors. To minimize the substantial wallplug power, the SuperPEP-II design doubled the current RF frequency, to 958 MHz. In the case of SuperKEKB, a factor of two increase in luminosity is assumed for the use of crab crossing, which is currently being tested at KEKB, see Section 4.3.

SLAC has no current plans for an on-site accelerator-based high energy physics program, so the SuperPEP-II proposal is moribund. The SuperKEKB proposal is considered as a future option of KEK. The problematic power consumption and background issues associated with the SLAC and KEK-based Super B Factory designs have now, however, motivated a new approach to Super B Factory design, using low emittance beams to produce a collider with a luminosity of 10^{36} , but with reduced power consumption and lower backgrounds. This collider is called SuperB. Design parameters of the existing colliders PEP-II and KEKB are compared with those of SuperPEP-II, SuperKEKB, and SuperB in Table 56.

Table 56: Comparison of B Factory and Super B Factory designs.

	PEP-II	KEKB	SuperPEP-II	SuperKEKB	SuperB
E_{LER} (GeV)	3.1	3.5	3.5	3.5	4
E_{HER} (GeV)	9	8	8	8	7
N_{part} ($\times 10^{10}$)	8	5.8	10	12	6
I_{LER} (A)	2.95	1.68	4.5	9.4	2.28
I_{HER} (A)	1.75	1.29	2.5	4.1	1.3
Wallplug power (MW)	22.5	45	~ 100	~ 90	17
Crossing angle (mrad)	0	± 15	0	0	± 17
Bunch length σ_z (mm)	11	6	1.7	3	7
σ_y^* (nm)	6900	2000	700	367	35
σ_x^* (μm)	160	110	58	42	5.7
β_y^* (mm)	11	6	1.5	3	0.3
Vertical beam-beam tune shift ξ_y	0.068	0.055	0.12	0.25	0.17
Luminosity ($\text{cm}^{-2}\text{s}^{-1}$) ($\times 10^{34}$)	1.1	1.6	70	80	100

The SuperB Conceptual Design Report [1039] describes a nascent international effort to construct a very high luminosity asymmetric e^+e^- Flavour Factory. The machine can use an existing tunnel or

it could be built at a new site, such as the campus of the University of Rome “Tor Vergata”, near the INFN National Laboratory of Frascati. The report was prepared by an international study group set up by the President of INFN at the end of 2005, with the charge of studying the physics motivation and the feasibility of constructing a Super Flavour Factory that would come into operation in the first half of the next decade with a peak luminosity in excess of $10^{36} \text{ cm}^{-2} \text{ s}^{-1}$ at the $\Upsilon(4S)$ resonance.

The key idea in the SuperB design is the use of low emittance beams produced in an accelerator lattice derived from the ILC Damping Ring Design, together with a new collision region, again with roots in the ILC final focus design, but with important new concepts developed in this design effort. Remarkably, SuperB produces this very large improvement in luminosity with circulating currents and wallplug power similar to those of the current *B* Factories. There is clear synergy with ILC R&D; design efforts have already influenced one another, and many aspects of the ILC Damping Rings and Final Focus would be operationally tested at SuperB.

There is quite a lot of siting flexibility in the SuperB CDR design. Since the required damping times are produced by wigglers in straight sections, the radius of the ring can be varied (within limits, of course) to accommodate other sites and/or to optimize cost. Smaller radius designs are also being explored, in which the bending magnets bear a greater burden in producing the needed damping.

Employing concepts developed for the ILC damping rings and final focus in the design of the SuperB collider, one can produce a two-order-of-magnitude increase in luminosity with beam currents that are comparable to those in the existing asymmetric *B* Factories. Background rates and radiation levels associated with the circulating currents are comparable to current values; luminosity-related backgrounds such as those due to radiative Bhabhas, increase substantially. With careful design of the interaction region, including appropriate local shielding, and straightforward revisions of detector components, upgraded detectors based on *BABAR* or Belle are a good match to the machine environment: in this discussion, we use *BABAR* as a specific example. Required detector upgrades include: reduction of the radius of the beam pipe, allowing a first measurement of track position closer to the vertex and improving the vertex resolution (this allows the energy asymmetry of the collider to be reduced to 7 on 4 GeV); replacement of the drift chamber, as the current chamber will have exceeded its design lifetime; replacement of the endcap calorimeter, with faster crystals having a smaller Molière radius, since there is a large increase in Bhabha electrons in this region.

SuperB has two additional features: the capability of running at center-of-mass energies in the τ /charm threshold region, and longitudinal polarization of the electron (high energy) beam. The luminosity in the 4 GeV region will be an order of magnitude below that in the $\Upsilon(4S)$ region, but even so, data-taking runs of only one month at each of the interesting energies ($\psi(3770)$, 4.03 GeV, τ threshold, etc.) would produce an order of magnitude more integrated luminosity than will exist at the conclusion of the BES-II program. The polarization scheme is discussed in some detail in the SuperB CDR [1039]. The electron beam can be polarized at a level of 85%, making it possible to search for *T* violation in τ production due to the presence of an electric dipole moment, or for *CP* violation in τ decay, which is not expected in the Standard Model.

The SuperB design has been undertaken subject to two important constraints: 1) the lattice is closely related to the ILC Damping Ring lattice, and 2) as many PEP-II components as possible have been incorporated into the design. A large number of PEP-II components can, in fact, be reused: The majority of the HER and LER magnets, the magnet power supplies, the RF system, the digital feedback system, and many vacuum components. This will reduce the cost and engineering effort needed to bring the project to fruition.

The crabbed waist design employs a large “Piwinski angle” $\phi = \frac{\theta}{2} \frac{\sigma_z}{\sigma_x}$, where θ is the full geometric crossing angle of the beams at the interaction point. By producing the large Piwinski angle through the use of a large crossing angle and a very small horizontal beam size, and having β_y comparable to the size of the beam overlap area, it is possible simultaneously to produce a very small beam spot, reduce the vertical tune shift and suppress vertical synchrotron resonances. However, new beam resonances

Table 57: Parameters of the SuperB HER and LER rings compared with the ILC damping rings.

	LER	HER	ILC DR
Energy (GeV)	4	7	5
Luminosity ($\text{cm}^{-2}\text{s}^{-1}$)		1×10^{36}	-
C (m)		2249	6695
Crossing angle (mrad)		2×17	-
Longitudinal polarization (%)	0	80	80
Wiggler field Bw (T)	1.00	0.83	1.67
L_{bend} (m) (Arc/FF)	0.45/0.75/5.4	5.4/5.4	3/6/-
Number of Bends (Arc/FF)	120/120/16	120/16	126/-
U_0 (MeV/turn)	1.9	3.3	8.7
Wiggler length: L_{tot} (m)	100	50	200
Damping time τ_s, τ_x (ms)	16/32	16/32	12.9/25.7
σ_z (mm)	6	6	9
ϵ_x (nm-rad)	1.6	1.6	0.8
ϵ_y (pm-rad)	4	4	2
σ_E (%)	0.084	0.09	0.13
Momentum compaction	1.8×10^{-4}	3.1×10^{-4}	4.2×10^{-4}
Synchrotron tune ν_s	0.011	0.02	0.067
V_{RF} (MV), N_{cavities}	6, 8	18, 24	24, 18
N_{part} ($\times 10^{10}$)	6.16	3.52	2.0
I_{beam} (A)	2.3	1.3	0.4
P_{beam} (MW)	4.4	4.3	3.5
f_{rf} (MHz)		476	650
N_{bunches}		1733	2625

then arise, which can be suppressed by using sextupoles in phase with the IP in the x plane and with a $\pi/2$ phase difference in the y plane. This is the crabbed waist transformation. These optical elements have an impact on the dynamic aperture of the lattice; studies carried out after the SuperB CDR indicate that an adequate dynamic aperture can be achieved. The longer bunch length made possible by the new scheme has the further advantage of reducing the problems of higher order mode heating, coherent synchrotron radiation and high power consumption. Beam sizes and particle densities are, however, in a regime where Touschek scattering is an important determinant of beam lifetime.

The SuperB concept is a breakthrough in collider design. The invention of the ‘‘crabbed waist’’ final focus can, in fact, have impact even on the current generation of colliders. A test of the crabbed waist concept is planned to take place at Frascati in late 2007 or early 2008; a positive result of this test would be an important milestone as the SuperB design progresses. The low emittance lattice, fundamental as well to the ILC damping ring design, allows high luminosity with modest power consumption and demands on the detector.

Since the circulating currents in SuperB are comparable to those in the current B Factories, an upgrade of one of the existing B Factory detectors, BABAR or Belle is an excellent match to the SuperB

machine environment. As an example, we will describe the changes envisioned in an upgrade of *BABAR*, beginning with those components closest to the beamline.

Developments in silicon sensors and materials technology make it possible to improve the resolution of the silicon vertex tracker (SVT) and to reduce the diameter of the beam pipe. This allows reduction of the energy asymmetry of Super*B* to 7 on 4 GeV, saving on power costs, and slightly improving solid angle coverage. The first layer of the SVT will initially be composed of triplets, with an upgrade to pixels in the highest luminosity regime. The main tracking chamber will still be a drift chamber, although with smaller cell size. The radiators of the DIRC particle identification system will be retained, but the readout system will be replaced with a version that occupies a smaller volume. The barrel CsI (Tl) electromagnetic calorimeter will also be retained, but the forward endcap will be replaced with LYSO (Ce) crystals, which are faster and more radiation-hard. A small backward region calorimeter will be added, mainly to serve as a veto in missing energy analyses. The superconducting coil and instrumented flux return (IFR) will be retained, with the flux return segmentation and thickness modified to improve muon identification efficiency. The instrumentation in the endcap regions of the IFR will be replaced with scintillator strips for higher rate capability. The basic architecture of the trigger and data acquisition system will be retained, but components must be upgraded to provide a much-increased bandwidth.

Super*B* [1040] is an extremely promising approach to producing the very high luminosity asymmetric *B* Factory that is required to observe and explore the contributions of physics beyond the Standard Model to heavy quark and τ decays. Its physics capabilities are complementary to those of an experiment such as LHC*b* at a hadron machine [1041]. The *B* Factories, building on more than thirty years of work in heavy flavour studies, have developed an extraordinarily vibrant and productive physics community. They have produced more than four hundred refereed publications on mixing-induced and direct *CP* violation, improved the measurements of leptonic, semileptonic and hadronic decays and discovered a series of surprising charmonium states. The *B* Factories have also been an excellent training ground for hundreds of graduate students and postdoctoral fellows. Super*B* will no doubt be similarly productive. The physics emphasis would, however, shift to constraining or elucidating physics beyond the Standard Model.

INFN has formed an International Review Committee to critically examine the Super*B* Conceptual Design Report and give advice as to further steps, including submission of the CDR to the CERN Strategy Group, requests for funding to the Italian government, and application for European Union funds.

Should the proposal process move forward, it is expected that the collider and detector projects will be realized as an international collaborative effort. Members of the Super*B* community will apply to their respective funding agencies for support, which will ultimately be recognized in Memoranda of Understanding. A cadre of accelerator experiments must be assembled to detail the design of Super*B*, while an international detector/physics collaboration is formed. The prospect of the reuse of substantial portions of PEP-II and *BABAR* raises the prospect of a major in-kind contribution from the US DOE and/or other agencies that contributed to *BABAR* construction; support of the project with other appropriate in-kind contributions is also conceivable. It is anticipated that the bulk of the US DOE contribution would be in kind, in the form of PEP-II components made available with the termination of the SLAC heavy flavour program. These include the HER and LER magnets, the RF and digital feedback systems, power supplies and vacuum components and the *BABAR* detector as the basis for an upgraded Super*B* detector.

The *BABAR* model of international collaboration, based on experience gained at CERN and other major laboratories in building and managing international collaborations over the past several decades is expected to serve as a model for the Super*B* effort [1040]. The funding agencies of the participating countries will have a role, together with the host agency and host laboratory, in the management of the enterprise, as well as a fiscal role through an International Finance Committee and various review committees.

4.3 Accelerator design of SuperKEKB

The design of SuperKEKB has been developed since 2002 [1042]. The baseline design extends the same scheme as the present KEKB, as described below. The recently developed nano-beam scheme will be further studied as an option of SuperKEKB, while maintaining the baseline design for the time being. The possibility of an intermediate solution between these two schemes is not excluded *a priori*.

4.3.1 Baseline Design of SuperKEKB

SuperKEKB is a natural extension of present KEKB. The baseline parameters of SuperKEKB are listed in Table 58. The luminosity goal, $8 \times 10^{35} \text{ cm}^{-2}\text{s}^{-1}$, is about 50 times higher than present KEKB. The gains of the luminosity will be achieved by higher currents ($\times 3 - \times 6$), smaller β_y^* ($\times 2$), and higher beam-beam parameter ξ_y ($\times 4.5$).

Table 58: Parameters of SuperKEKB and present KEKB, for the low (LER) and high (HER) energy rings.

	SuperKEKB LER / HER	KEKB LER / HER	
Flavor	e^+ / e^-	e^- / e^+	
Beam energy	3.5 / 8	3.5 / 8	GeV
Beam current	9.4 / 4.1	1.7 / 1.4	A
β_y^* / β_x^*	3 / 200	6 / 600	mm
Beam-beam ξ_y	~ 0.25	0.055	
Number of bunches / beam	5000	1400	
Horizontal emittance ε_x	6 - 12	18 - 24	nm
Bunch length σ_z	3	6	mm
Peak luminosity \mathcal{L}	8	0.17	$10^{35} \text{ cm}^{-2}\text{s}^{-1}$
Wall-plug power	~ 100	45	MW

A higher stored current requires more rf sources and accelerating cavities. The baseline design adopts the same rf frequency, 509 MHz, as the present KEKB. The number of klystrons will be doubled and the number of cavities will be increased by 50%. The total wall-plug power will be doubled. An option to adopt 1 GHz rf system to reduce the power is under consideration. The cavities will be modified for high current operation. The normal conducting accelerator with resonantly-coupled energy storage (ARES) cavity will have higher stored energy ratio of the storage cavity to the accelerating cavity. The superconducting cavity will have a new higher-order mode (HOM) absorber to dissipate 5 times more HOM power, 50 kW per cavity. These designs of rf system and cavities have been basically done and prototyping is going on [1043–1047].

To store the high current, it is necessary to replace all existing beam pipes in both rings. In the positron ring, beam pipes with antechamber and special surface treatment such as TiN coating are required to suppress the electron cloud. The antechambers are necessary to store such high currents to absorb the power of the synchrotron radiation in both rings. Also all vacuum components such as bellows and gate valves must be replaced with low-impedance and high-current capable version. The small β_y^* requires shorter bunch length, which raises another reason to replace the beam pipes, otherwise the HOM loss and associated heating of the components will be crucial. The designs of beam pipes, bellows, gate valves for SuperKEKB have been done and some prototypes were tested at present KEKB. There still remain a few R&D issues in beam collimators and coherent synchrotron radiation [1048–1053].

SuperKEKB will switch the charges of the beams from present KEKB to store positrons and electrons in the HER and the LER, respectively. The charge switch will relax the electron-cloud instability

and reduce the amount of the positron production. For the charge switch, the injector linac will be upgraded with C-band system, whose prototype has already been built and tested successfully. Also new ideas such as single-crystal target for the positron production have been already utilized to increase the intensity of the positrons *et al*) [1054, 1055].

All existing magnets of KEKB will be reused in SuperKEKB, except the interaction region (IR), which must be renewed for smaller β^* . The final focusing superconducting quadrupole with compensation solenoid will be made stronger and their prototype has already been produced. Also the crossing angle will be increased from 22 mrad to 30 mrad. A local chromaticity correction system, which is currently installed in the LER, will be added in the HER. Another issue with the smaller β^* is the aperture for the injected beam, especially for positrons. A new damping ring for positrons will be necessary in the injector linac to reduce the injection emittance and to increase the capture efficiency of the positrons [1056].

The boost in the beam-beam parameter ξ_y assumes the success of “crab crossing”, which recovers an effective head-on collision under crossing angle by tilting each bunch by a half crossing angle. The crab cavities have been built and operated at KEKB since February 2007, basically showing the design performance in the voltage, Q-value, and phase stability, etc. The associated tilt of the beam and the effective head-on collision have been confirmed in various observations including streak cameras. The resulting beam-beam parameter reached 0.086, which is higher than the geometrical gain by about 15%. Further study is necessary to realize higher beam-beam parameter (> 0.1) predicted by simulations for the present KEKB [1057–1062].

A number of beam instrumentations and controls will be upgraded at SuperKEKB, including beam position monitors, feedbacks, visible light and X-ray monitors, etc. Also utilities such as water cooling system will be reinforced [1063].

The current estimate of the total cost of the upgrade for SuperKEKB is about 300 M€ (1 € \sim 150 Y), excluding the salaries for KEK employee in the accelerator group (about 90 FTE/year). If the upgrade of the rf system is deferred, the initial cost will be reduced to 200 M€.

One of the options to reduce the cost of the construction and electricity is to change the energy asymmetry from 8 GeV + 3.5 GeV to 7 GeV + 4 GeV. An early study has been done for the option resulting in a reduction by about 30 M€ in the construction, and 12 MW in the electricity. Such a possibility will be investigated further.

This machine should have a flexibility to run at the charm threshold. The damping time and the emittance can be controlled by adding wigglers in the HER for that purpose. A polarized beam for the collision needs intensive study for implementation of spin rotators.

4.3.2 Studies for Nano-beam Scheme at KEK

The crab waist scheme is one of the most innovative features of the nano-beam SuperB design (Section 4.2 and [1039]). Simulation by K. Ohmi has shown that the crab waist scheme can improve the luminosity of present KEKB as powerfully as crab crossing with crab cavities. Actually crab waist can be even better than crab crossing, as it only needs conventional sextupole magnets whose construction and operation will be much easier than the state-of-art crab cavities. Efforts have been made at KEK to make such a design of lattice to involve sextupole magnets at present KEKB (H. Koiso, A. Morita). A number of possibilities have been studied to locate the crab sextupoles, close or apart from the interaction point (IP), one pair or two pairs, which are necessary to cancel the unnecessary x^3 term at the IP.

This study of lattice has realized that the dynamic aperture of the ring is drastically reduced by tuning on the crab sextupole magnets. These sextupoles are paired via I or $-I$ transformation, and the IP is located within the pair. If the transformation between the pair is completely linear, the nonlinearity of the first sextupole is completely absorbed by the second. This kind of cancellation has been successfully working in existing machines including KEKB. In the case of the crab waist, however, there is the IP in

the middle of the pair, and the nonlinearities around the IP violates the cancellation of the nonlinear terms of the sextupoles. At least two kinds of nonlinearity, the fringe field of the final focusing quadrupoles and the kinematical terms in the drift space around the IP, has been known to be inevitable, and either one of them is enough to degrade the dynamic aperture by 50%. As the fringe field and the kinematical terms are quite fundamental for the elements around the IP, it is not possible to remove them. The hope is to put several nonlinear magnets around the IP to cancel the nonlinearity at the IP. A. Morita has tried such possibility by introducing many octupole magnets, but not yet successful so far.

The degradation of dynamic aperture by crab waist sextupoles will be also serious for future Super-B. Y. Ohnishi has studied the dynamic aperture for a Super-B lattice given by P. Raimondi. The stable horizontal amplitude with the crab-sextupoles were dropped by 70% on the on-momentum particles, and even worse for off-momentum, synchrotron-oscillating particles. Again it has been known that the fringe field and the kinematical terms at the IP are the reason of the reduction of the dynamic aperture.

One of the questions on the nano-beam scheme is that no strong-strong simulation has been done. Because of the relatively long bunch length, such a simulation will take the computer power more than 100 times than that for usual schemes. Some preliminary efforts are going on by K. Ohmi for intermediate bunch length or with simplified models.

Anyway the nano-beam scheme can be still attractive even without the crab waist, because it has a potential to achieve $10^{36} \text{ cm}^{-2}\text{s}^{-1}$ with smaller beam current. Therefore the KEKB team has decided to study the nano-beam scheme as an option of SuperKEKB, to make a flexible lattice and an IP design which is compatible both with the nano-beam and high-current schemes. Such a design study will identify fundamental and technical issues on the nano-beam scheme more specifically.

4.4 LHCb upgrade

4.4.1 Introduction

Flavour Physics has played a major role in the formulation of the Standard Model (SM) of particle physics. As example is the observation of CP violation which, in the SM, can be explained with three generations of quarks. However despite its success, the SM is seen as an effective low-energy theory because it cannot explain dark matter and the force hierarchy. The search for evidence of new physics (NP) beyond the Standard Model is the main goal of particle physics over the next decade.

The Large Hadron Collider (LHC) at CERN will start operating in 2008 and will start to look for the Higgs boson and for NP particles which are expected in many models at the 1 TeV scale. However probing NP at the TeV scale is not restricted to direct searches at the high-energy frontier.

Flavour physics also has excellent potential to probe NP. In the SM, flavour-changing neutral currents (FCNC) are suppressed as these only occur through loop diagrams. Hence these decays are very sensitive to NP contributions which, in principle, could contribute with magnitude $\mathcal{O}(1)$ to these virtual quantum loops. The NP flavour sector could also exhibit CP violation and be very different from what is observed in the SM. In fact, the existing experimental limits from the flavour physics point to either a suppression of the couplings also for NP or an even higher NP mass scale.

LHCb is a dedicated heavy-flavour physics experiment designed to make precision measurements of CP violation and of rare decays of B hadrons at the LHC [1064]. LHCb will start taking data in 2008 and plans to record an integrated luminosity of $\sim 0.5 \text{ fb}^{-1}$ in the first physics run. During the following five years LHCb expects to accumulate a data sample of $\sim 10 \text{ fb}^{-1}$. This will put LHCb in an excellent position to probe new physics beyond the SM. The expected performance is summarised in Section 4.4.2.

During this first phase of LHC operations, particle physics will reach a branch point. Either new physics beyond the Standard Model (SM) will have been discovered at the general purpose detectors (ATLAS and CMS) and LHCb or new physics will be at a higher mass scale. In both scenarios we will then almost certainly require a substantial increase in sensitivities to flavour observables, either to study the flavour structure of the newly discovered particles or to probe NP through loop processes at even higher mass scales.

The LHCb detector is optimised to operate at a luminosity of 2 to $5 \times 10^{32} \text{ cm}^{-2}\text{s}^{-1}$, which is a factor of 20 to 50 below the LHC design luminosity. The LHC accelerator will reach its design luminosity of $10^{34} \text{ cm}^{-2}\text{s}^{-1}$ after a few years of operation. The LHC machine optics allows LHCb to focus the beams in order to run at a luminosity of up to 50% of the LHC luminosity. To profit from the higher peak luminosities that are available at the LHC the LHCb experiment is proposing an upgrade to extend its physics programme. The plan to operate the LHCb detector at ten times the design luminosity, i.e. at $2 \times 10^{33} \text{ cm}^{-2}\text{s}^{-1}$, is described in Section 4.4.3. The LHCb upgrade would allow the LHCb experiment to probe NP in the flavour sector at unprecedented sensitivities.

Initial studies of the physics reach of the proposed LHCb upgrade are discussed in Section 4.4.4. To profit from these higher luminosities the LHCb experiment requires an upgrade such that the detectors and triggers are able to cope with these larger luminosities. This is described in Section 4.4.5. A summary and conclusions are given in Section 4.4.6.

4.4.2 LHCb Physics Programme - The First Five Years

The large cross section of $500 \mu\text{b}$ for $b\bar{b}$ -quark production in pp collisions at 14 TeV centre-of-mass energy will allow the LHCb experiment to collect much larger data samples of B mesons than previously available. The expected performance for measurements with LHCb has been determined by a full simulation [1025]. Many of these results have been described in detail in Section 3 of this report. We expect exciting results from the LHCb experiments over the next five years. Here we summarise some of the anticipated highlights.

In the Standard Model flavour-changing neutral current (FCNC) $b \rightarrow s$ transitions are suppressed as these only occur through loop diagrams. Of particular interest is the decay $B_s^0 \rightarrow \mu^+ \mu^-$ which is very rare. The SM branching ratio $\mathcal{B}(B_s^0 \rightarrow \mu^+ \mu^-)$ is calculated at $(3.86 \pm 0.15) \times 10^{-9}$ (Equ. 128) [27]. New physics beyond the SM can enhance this branching ratio considerably. For example, in the constrained minimal supersymmetric extension of the SM (CMSSM) [560] the branching ratio increases as $\tan^6 \beta$ where $\tan \beta$ is the ratio of the Higgs vacuum expectation values. The current limits from CDF and D0 are about a factor 20 above the SM prediction. Using their good invariant mass resolution $\sigma(M_{\mu\mu}) \approx 20$ MeV and low trigger threshold on the transverse momentum $p_T \geq 1$ GeV, LHCb will be able to probe the full CMSSM parameter space. With 10 fb^{-1} of data LHCb expects to discover $B_s^0 \rightarrow \mu^+ \mu^-$ with 5σ significance at the SM level [587].

Another major goal is to probe the weak phase ϕ_s of B_s^0 mixing. This is another excellent NP probe as the SM prediction for ϕ_s is very small: $\phi_s = -2\lambda^2\eta \approx -0.035$ where λ and η are Wolfenstein parameters of the CKM matrix [1065]. Currently there are no strong constraints on ϕ_s available and large CP violation in B_s^0 mixing is allowed [663, 665, 698, 700, 701]. The LHCb experiment expects to collect 131 k $B_s^0 \rightarrow J/\psi\phi$ decays with a 2 fb^{-1} data sample. The corresponding precision on ϕ_s is estimated to be $\sigma(\phi_s) \approx 0.023$ [672]. A value of ϕ_s of $\mathcal{O}(0.1)$ or larger could be clearly observed by LHCb. This would be a clear signal for Non-Minimal Flavour Violation (NMFV) beyond the SM [10].

LHCb will perform measurements of the CKM angle γ using two interfering diagrams in neutral and charged $B \rightarrow DK$ decays as well as $B_s^0 \rightarrow D_s^\mp K^\pm$ decays. The interference arises due to decays which are common to D^0 and \bar{D}^0 mesons such as $D^0(\bar{D}^0) \rightarrow K_S^0 \pi^+ \pi^-$ (Dalitz decay [626]) and $D^0(\bar{D}^0) \rightarrow K^\mp \pi^\pm, K^+ K^-$ (ADS and GLW [618, 624]), or through B_s mixing. The expected γ sensitivities for 2 fb^{-1} of LHCb data are estimated at $\sigma(\gamma) \sim 7^\circ - 15^\circ$. When combining these measurements LHCb expects to achieve a precision $\sigma(\gamma) \sim 2.5^\circ$ in a 10 fb^{-1} data sample [1025]. This will improve substantially the γ measurements from the B-factories which currently have an uncertainty of about 30° [386].

4.4.3 LHCb Luminosity Upgrade

After the first five years of operation with the LHCb experiment, the LHC will hopefully provide answers to some of the open questions of particle physics and, very possible, produce a few new puzzles. To be able to make progress in determining the flavour structure of new physics beyond the SM or probing higher mass scales, it is very likely that the required precision for several flavour physics observables will need to be improved substantially. It is also expected that the precision of many LHCb physics results will remain limited by the statistical error of the collected data. The following questions arise: What is the scientific case for collecting even larger data samples? Is LHCb exploiting the full potential for B physics at hadron colliders? Note that LHCb is the only dedicated heavy flavour experiment approved to run after 2010. In the remainder of this report we will try to answer these questions.

The LHCb experiment has commenced studying the feasibility of upgrading the detector such that it can operate at a luminosity $\mathcal{L} \sim 2 \times 10^{33} \text{ cm}^{-2} \text{ s}^{-1}$, which is ten times larger than the design luminosity [1067]. This upgrade would allow LHCb to collect a data sample of about 100 fb^{-1} during five years of running. This increased luminosity is achievable by decreasing the amplitude function β^* at the LHCb interaction point. The LHCb upgrade does not require the planned LHC luminosity upgrade (Super-LHC) as the LHC design luminosity is $10^{34} \text{ cm}^{-2} \text{ s}^{-1}$, although it could operate at Super-LHC. Thus an upgrade of LHCb could be implemented as early as 2014.

As the number of interactions per beam crossing will increase to $n \sim 4$ this will require improvements to the LHCb sub-detectors and trigger. A major component of the LHCb upgrade will be the addition of a first level detached vertex trigger which will use information from the tracking detectors [1068, 1069]. This trigger has the potential of increasing the trigger efficiencies for decays into hadronic final states by at least a factor of two. The implementation of this detached vertex trigger will require large modifications to the detector read-out electronics which will be discussed in Section 4.4.5.

4.4.4 Physics with the LHCb Upgrade

A 100 fb^{-1} data sample would allow to improve the sensitivity of LHCb to unprecedented levels such that new physics beyond the SM can be probed at the 1% level. Here we present estimates for a few selected channels. These are based on the following assumptions, which have yet to be demonstrated: maintaining trigger and reconstruction efficiencies at high luminosity running and, making use of a detached vertex trigger to double the trigger efficiency for hadronic modes. Systematic errors are only treated in a very simple way. Hence the quoted sensitivities have very large uncertainties and should be treated with caution. However, these estimates are extremely useful to motivate simulation studies for validating these assumptions. In addition, as soon as LHCb will start taking data, the simulations for low luminosity running can be verified with data.

New physics can be probed for by studying FCNC in hadronic $b \rightarrow s$ transitions. One approach is to compare the time-dependent CP asymmetry in a hadronic penguin loop decay with a decay based on a tree diagram when both decays have the same weak phase. In hadronic FCNC transitions unknown massive particles could make a sizable contribution to the $b \rightarrow s$ penguin loop whereas tree decays are generally insensitive to NP. The B-factories measure the CP asymmetry $\sin 2\beta^{\text{eff}}$ in the penguin decay $B^0 \rightarrow \phi K_S^0$. A value for $\sin 2\beta^{\text{eff}}$ which is different from $\sin 2\beta$ measured in $B^0 \rightarrow J/\psi K_S^0$ would signal physics beyond the SM. Within the current available precision, all $\sin 2\beta^{\text{eff}}$ measurements are in reasonable agreement with the SM, but most central values are lower than expected. For example, we find for the decay $B^0 \rightarrow \phi K_S^0$ that $\Delta S(\phi K_S^0) = \sin 2\beta^{\text{eff}} - \sin 2\beta = 0.29 \pm 0.17$ [1066].

This approach can also be applied to B_s^0 mesons which will be exploited by LHCb. Within the SM the weak mixing phase ϕ_s is expected to be almost the same when comparing the time-dependent CP asymmetry of the hadronic penguin decay $B_s^0 \rightarrow \phi\phi$ with the tree decay $B_s^0 \rightarrow J/\psi\phi$. Due to a cancellation of the B_s^0 mixing and decay phase, the SM prediction for the sine-term, $S(\phi\phi)$, in the time-dependent asymmetry of $B_s^0 \rightarrow \phi\phi$ is very close to zero [815]. Thus any measurement of $S(\phi\phi) \neq 0$ would be a clear signal for new physics and definitively rule out Minimal Flavour Violation [10]. From a full simulation, LHCb expects to collect 3100 $B_s^0 \rightarrow \phi\phi$ events in 2 fb^{-1} of data with a background to signal ratio $B/S < 0.8$ at 90% C.L [816]. The $S(\phi\phi)$ sensitivity has been studied using a toy Monte Carlo, taking resolutions and acceptance from the full simulation. After about 5 years LHCb expects to have accumulated a data sample of 10 fb^{-1} and will measure $S(\phi\phi)$ with a precision of $\sigma(S(\phi\phi)) = 0.05$ [816]. This precision is expected to be statistically limited, systematic errors are likely much lower.

The LHCb upgrade will substantially improve the measurement of $S(\phi\phi)$, since this is a hadronic decay mode which will benefit most from the first level detached vertex trigger. Scaling the sensitivity up to a data sample of 100 fb^{-1} , we estimate a precision of $\sigma(S(\phi\phi)) \sim 0.01$ to 0.02 rad. This sensitivity presents a exciting NP probe at the percent level which will arguably be (one of) the most precise time-dependent CP study in $b \rightarrow s$ transitions.

In a similar study LHCb investigated the $b \rightarrow s$ penguin decay $B_d^0 \rightarrow \phi K_S^0$. A yield of 920 events is expected in 2 fb^{-1} of integrated luminosity and the background to signal ratio is $0.3 < B/S < 1.1$. The sensitivity for the time-dependent CP violating asymmetry $\sin 2\beta^{\text{eff}}$ is estimated to be 0.10 in a 10 fb^{-1} data sample [817]. This is a hadronic decay which will also profit from a first level detached vertex trigger. With 100 fb^{-1} of integrated luminosity LHCb upgrade will allow to improve the $\sin 2\beta^{\text{eff}}$ sensitivity for $B_d^0 \rightarrow \phi K_S^0$ to ~ 0.025 to 0.035 .

Using the tree decay $B_s^0 \rightarrow J/\psi\phi$ LHCb will also probe NP in the CP violation of B_s^0 mixing. With a 10 fb^{-1} data sample the weak phase ϕ_s will be determined with a precision of 0.01 [1025]. This corresponds to $\sim 3.5\sigma$ significance for the SM expectation of ϕ_s for which the theoretical uncertainty is very precise ($\mathcal{O}(0.1\%)$). This precision is expected to be still statistically limited. A significantly larger data-set would allow LHCb to search for NP in B meson mixing at an unprecedented level. An upgrade of LHCb has the potential to measure the SM value of ϕ_s with $\sim 10\sigma$ significance ($\sigma(\phi_s) \sim 0.003$) in $B_s^0 \rightarrow J/\psi\phi$ decays. To control systematic errors at this level will be very challenging.

In the SM, the angle γ can be determined very precisely with tree decays which are theoretically very clean. When combining all γ measurements in $B \rightarrow DK$ and $B_s^0 \rightarrow D_s^\mp K^\pm$ (including systematics) LHCb will constrain the value of γ to about 2.5° . However, it will not be possible to push below the desired 1° precision. Therefore, a very precise determination of γ in tree decays is an important objective of the LHCb upgrade physics programme. The expected yields in 100 fb^{-1} of data are very large: Examples are 620k $B_s^0 \rightarrow D_s^\mp K^\pm$, 500k $B \rightarrow D(K_S^0 \pi^+ \pi^-)K$ and 5600k $B \rightarrow D(K\pi)K$ events, respectively. All these γ modes will benefit greatly from an improved first-level trigger strategy that does not rely solely on high transverse momentum hadrons. Simple statistical extrapolations show that several individual modes will give a potential statistical uncertainty close to 1° . Systematic uncertainties will clearly be very important. However, these uncertainties are largely uncorrelated amongst the modes and, in many cases, can be measured in control samples. Therefore, a global determination to below 1° of the tree level unitarity triangle will be possible [1026]. This will act as a standard candle to be compared to all loop determinations of the unitarity triangle parameters.

The very rare decay $B_s^0 \rightarrow \mu^+ \mu^-$ is key to many extensions beyond the SM. With a 100 fb^{-1} data sample LHCb upgrade would be able to make a precision measurement of the branching ratio $\mathcal{B}(B_s^0 \rightarrow \mu^+ \mu^-)$ to about $\sim 5\%$ at the SM level. This will allow LHCb upgrade to either measure precisely the flavour properties of new SUSY particles discovered at the LHC or to put very stringent constraints on all SUSY models in the large $\tan \beta$ regime [560].

LHCb upgrade should also aim to observe the even rarer decay $B_d^0 \rightarrow \mu^+ \mu^-$ which has a SM branching ratio of $(1.06 \pm 0.04) \times 10^{-10}$ (Equ. 131). The ratio $\mathcal{B}(B_d^0 \rightarrow \mu^+ \mu^-)/\mathcal{B}(B_s^0 \rightarrow \mu^+ \mu^-)$ is sensitive to new physics beyond the SM and will allow to distinguish between different models. This search will be extremely challenging as it requires an excellent understanding of the detector to reduce the muon fake rate due to backgrounds from hadronic two body modes to an acceptable level.

LHCb will exploit the semileptonic decay $B \rightarrow K^{*0} \mu^+ \mu^-$ which is sensitive to new physics in the small $\tan \beta$ range. Using a full simulation LHCb expects to collect 7200 $B \rightarrow K^{*0} \mu^+ \mu^-$ per 2 fb^{-1} [499]. In addition to the forward-backward asymmetry, A_{FB} , these large data samples will allow LHCb to measure the differential decay rates in the di-muon mass squared, q^2 , and the angular distributions, and probe NP through the transversity amplitude $A_T^{(2)}$ and the K^{*0} longitudinal polarisation [468]. In the theoretically favoured region of $1 < q^2 < 6 \text{ GeV}^2/c^4$ the resolution in $A_T^{(2)}$ is estimated at 0.16 with 10 fb^{-1} of integrated luminosity [501]. While this data sample might provide a hint of NP, a ten-fold increase in statistics will allow to probe new physics at the few percent level and cover a large region of the MSSM parameter space. With a 100 fb^{-1} data sample LHCb upgrade expects to collect 360k $B \rightarrow K^{*0} \mu^+ \mu^-$ events. The corresponding precision for $A_T^{(2)}$ is estimated to be 0.05 to 0.06.

There are several other channels which have a large potential for probing NP with a 100 fb^{-1} data sample. An excellent example is $B_s^0 \rightarrow \phi \gamma$ which is sensitive to the photon polarisation and right-handed currents [404]. Using a full simulation LHCb expects a yield of 11500 $B_s^0 \rightarrow \phi \gamma$ events in 2 fb^{-1} of data with a background to signal ratio < 0.91 at 90% C.L. [450]. The sensitivity of this decay to NP arising in right-handed currents is under study. LHCb upgrade would also be able to search for NP by studying the decays $B_s \rightarrow \phi \mu^+ \mu^-$ and $B \rightarrow \pi(\rho) \mu^+ \mu^-$.

The very large charm sample would allow LHCb upgrade to search for NP in D^0 mixing and CP violation in charm decays. The expected statistical sensitivity on the parameters x'^2 , y' and y_{CP} are 2×10^{-5} , 2.8×10^{-4} and 1.5×10^{-4} , respectively (Table 43). An LHCb upgrade could also probe lepton flavour violation in the decay mode $\tau \rightarrow \mu^+ \mu^- \mu^+$ with a an estimated sensitivity of 2.4×10^{-9} [1070].

The Standard Model (SM) as well as SUSY or Extra Dimension models can be augmented by additional gauge sectors [1071–1073]. This is a very general consequence of string theories [1074–1076]. These gauge sectors can only be excited by high energy collisions. An example is the “hidden valley” sector. The manifestations of many of these models could be new v -flavoured particles with a long lifetime [1071]. These can decay to a pair of b and \bar{b} quarks that produce jets in the detector. An example

is the Higgs decay process $H \rightarrow \pi_v^0 \pi_v^0$ followed by $\pi_v^0 \rightarrow b\bar{b}$. LHCb is designed to detect b -flavored hadrons and thus in a good position to detect decays of long-lived new particles. The LHCb vertex detector (VELO) is ~ 1 m long making it possible to measure these decays. LHCb upgrade will increase the sensitivity to much lower production cross section for these processes.

In Table 59 we present a summary of the expected sensitivities for selected key measurements, discussed above and that could be performed with an upgrade of the LHCb experiment. These sensitivities will exceed the range for probing NP from LHCb and B-factories considerably, and they will also improve upon the precision of SM parameters.

Table 59: Expected sensitivity for LHCb upgrade with an integrated luminosity of 100 fb^{-1} . A factor two of improvement for the L0 hadron trigger and systematic error estimates are shown as a range.

Observable	LHCb upgrade sensitivity
$S(B_s \rightarrow \phi\phi)$	0.01 – 0.02
$S(B_d \rightarrow \phi K_S^0)$	0.025 – 0.035
$\phi_s(J/\psi\phi)$	0.003
$\sin(2\beta)(J/\psi K_S^0)$	0.003 – 0.010
$\gamma(B \rightarrow D^{(*)}K^{(*)})$	$< 1^\circ$
$\gamma(B_s \rightarrow D_s K)$	1 – 2°
$\mathcal{B}(B_s \rightarrow \mu^+\mu^-)$	5 – 10%
$\mathcal{B}(B_d \rightarrow \mu^+\mu^-)$	3σ
$A_T^{(2)}(B \rightarrow K^{*0}\mu^+\mu^-)$	0.05 – 0.06
$A_{\text{FB}}(B \rightarrow K^{*0}\mu^+\mu^-) s_0$	0.07 GeV^2

We now compare the physics potential of LHCb upgrade collecting a 100 fb^{-1} data sample, with that of a Super Flavour Factory (SFF), based on a 50 to 75 ab^{-1} data sample which is discussed in Section 4.1 of this report.

The strengths of the two proposals are surprisingly complementary. For example the more benign environment of an e^+e^- collider allows the SFF to make inclusive measurements of $b \rightarrow s\gamma$ and the CKM matrix element V_{ub} and of rare decays with missing energy such as $B^+ \rightarrow \ell^+\nu$. However, LHCb upgrade is unique in its potential to exploit the physics of B_s^0 mesons, especially in B_s^0 oscillations. A key motivation for LHCb upgrade is the ability to probe new physics in hadronic $b \rightarrow s$ penguin transitions by measuring the time-dependent CP asymmetry in the decay $B_s^0 \rightarrow \phi\phi$ with a precision of 0.01 to 0.02. The SFF will make complementary measurements by studying the time-dependent CP asymmetries of $b \rightarrow s$ transitions in several B_d^0 decays.

LHCb upgrade will be able to measure CP violation in the interference of mixing and decay in both B_s^0 and B_d^0 mesons. This will allow LHCb to probe NP simultaneously in FCNC with $B_d^0 \rightarrow J/\psi K_S^0$ and $B_s^0 \rightarrow J/\psi\phi$ (tree) and $B_d^0 \rightarrow \phi K_S^0$ and $B_s^0 \rightarrow \phi\phi$ (hadronic $b \rightarrow s$ penguin) to the unprecedented level of $\sim 1\%$.

The LHCb upgrade will probe NP contributions to right-handed currents by measuring the time-dependent CP asymmetry in the decay $B_s^0 \rightarrow \phi\gamma$. The SFF will make complementary measurements and exploit their better reconstruction efficiencies for decays with several neutral particles in the final state to measure the photon polarisation of $B_d^0 \rightarrow K_S^0\pi^0\gamma$.

In channels where both approaches are possible, the sensitivities are often comparable. LHCb upgrade usually will have larger statistics, but systematic errors in the hadronic environment will be more difficult to control. Both, LHCb upgrade and SFF propose to measure $\sin 2\beta$ to 0.01 and the CKM angle γ with 1° precision.

A SFF can measure the zero of the forward-backward asymmetry in the inclusive channel $b \rightarrow s\ell^+\ell^-$, but LHCb upgrade will collect a substantially larger sample of 360k $B_d^0 \rightarrow K^{*0}\mu^+\mu^-$ decays compared to 11k at a SFF. This will enable LHCb to measure the asymmetry $A_T^{(2)}$ to $\sim 5\%$. Only LHCb upgrade will be able to measure the $B_s^0 \rightarrow \mu^+\mu^-$ branching ratio to $\sim 5\%$. This will precisely determine the flavour structure of new particles discovered at the LHC or severely constrain the SUSY parameter space.

4.4.5 LHCb Detector and Trigger Upgrade

We start out by presenting the limitations of the LHCb detector and trigger which prevent LHCb from operating the detectors at higher luminosity. At the design luminosity of $2 \times 10^{32} \text{ cm}^{-2} \text{ s}^{-1}$ the visible cross section is 63 mb which corresponds to about 10 MHz of bunch crossings with at least one visible interaction. Note that increasing the luminosity from 2 to $10 \times 10^{32} \text{ cm}^{-2} \text{ s}^{-1}$ will only increase the number of interactions by a factor of two since the number of bunch crossings with visible interactions increases from 10 to 26 MHz.

The LHCb experiment has a two level trigger system. The Level-0 trigger (L0) is implemented in hardware and the Higher Level Trigger (HLT) is running on a large CPU farm. The L0 trigger operates at 40 MHz. The purpose of L0 is to reduce this rate to 1.1 MHz which is the maximum at which all LHCb detectors can be read-out by the front-end electronics. The L0 trigger selects objects (hadron h , e , and γ) with high transverse energy, $E_T^{h,e,\gamma}$, in the electromagnetic and hadronic calorimeters and the two highest transverse momentum (p_T^μ) muons in the muon system. At the nominal luminosity of $2 \times 10^{32} \text{ cm}^{-2} \text{ s}^{-1}$ the typical trigger thresholds are $E_T^h \geq 3.5 \text{ GeV}$, $E_T^{e,\gamma} \geq 2.5 \text{ GeV}$ and $p_T^\mu \geq 1 \text{ GeV}$. Events with multiple interactions are vetoed.

Simulations show that the L0 muon trigger efficiency for reconstructible events at the design luminosity of $2 \times 10^{32} \text{ cm}^{-2} \text{ s}^{-1}$ is around 90% and that the output rate raises almost linearly with luminosity up to $5 \times 10^{32} \text{ cm}^{-2} \text{ s}^{-1}$. For larger luminosities the loss in efficiency is minor. At the design luminosity the muon trigger uses about 15% of the L0 bandwidth. However, the L0 hadron trigger has a lower performance. The efficiencies of this trigger for hadronic decays are only about 40% at the design luminosity, whereas the L0 hadron trigger uses about $\sim 70\%$ of the L0 bandwidth. At higher peak luminosity the rate of visible pp interaction increases which requires an increase in the threshold and the corresponding loss in efficiency results in an almost constant yield for the hadron trigger [1068].

This illustrates that the existing trigger does not scale with luminosity, in particular the hadronic trigger will not allow operating the LHCb experiment at ten times the design luminosity. The total trigger efficiency including the HLT for hadronic B decays is expected to be 25 to 30% [1025]. The goal of the LHCb upgrade should also be to improve the hadron trigger efficiency by at least a factor two.

We have commenced initial studies which investigate how to upgrade the LHCb detector and triggers such that the experiment can operate at luminosities $\mathcal{L} \sim 2 \times 10^{33} \text{ cm}^{-2} \text{ s}^{-1}$. These show that the only way to achieve this is to measure both the momentum and the impact parameter of charged B decay products simultaneously. The present front-end architecture is not compatible with this requirement. The vertex and tracking detectors are read-out at a maximum rate of 1.1 MHz, thus this information is not available to the L0 trigger.

Hence the LHCb upgrade has opted for a front-end electronics which will read-out all LHCb sub-detectors at the full bunch crossing rate of 40 MHz of the LHC. Data will be transmitted over optical fibres to a off detector interface board which is read out by the DAQ. This has clear advantages as it would allow the implementation of a L0 displaced vertex trigger in a CPU farm. In fact all trigger decisions would be software-based which allows flexibility.

A initial study for the 40 MHz trigger uses $B_s^0 \rightarrow D_s^\mp K^\pm$ decays simulated at a luminosity of $6 \times 10^{32} \text{ cm}^{-2} \text{ s}^{-1}$. Events with large numbers of interactions are employed to simulate larger effective luminosities up to $2 \times 10^{33} \text{ cm}^{-2} \text{ s}^{-1}$. Assuming enough CPU power to process an event rate of 5 MHz

we obtain a trigger efficiency of 66% for this channel. The requirements are a transverse energy $E_T > 3$ GeV from the L0 hadron trigger which has an efficiency of 76% for signal combined with a matched track that has a transverse momentum $p_T > 2$ GeV/ c and an impact parameter $\delta > 50\mu\text{m}$. In this combined trigger the minimum bias rate does not depend strongly on the luminosity and the triggered event yield scales linearly with the luminosity. In addition, the total trigger efficiency is 60% larger when compared with the existing baseline.

However this approach requires a replacement of the front-end electronics for all sub-detectors, with the exception of the muon chambers which are already read out at 40 MHz. Replacing the front-end electronics will require new sensors for several sub-systems. Besides the VELO silicon sensors, the silicon sensors of the tracking stations will need to be replaced. The sensors close to the beam will suffer from a ten-fold increase in radiation and hence more radiation hard sensors will be required. The RICH photon detectors have encapsulated front-end electronics and need to be replaced entirely.

The vertex detector (VELO) silicon sensors undergo radiation damage and it is expected that these will need to be replaced when 6 to 8 fb^{-1} of luminosity has been collected [1077]. However the channel occupancy in the VELO is $\sim 1\%$ at design luminosity. When increasing the luminosity by a factor of ten to $2 \times 10^{33} \text{ cm}^{-2} \text{ s}^{-1}$ the occupancy only increases to $\sim 3\%$ and the corresponding efficiency loss is small.

A preliminary study of the performance of the electromagnetic calorimeter (ECAL) at high luminosity shows only a small degradation for the selection efficiency of the decay $B_s^0 \rightarrow \phi\gamma$. It might be necessary to upgrade the inner section of ECAL to improve its granularity and energy resolution. The increased radiation level of irradiation leads to a degradation of the energy resolution and will require that half the inner ECAL section will need to be replaced after 3 years of operation at $2 \times 10^{33} \text{ cm}^{-2} \text{ s}^{-1}$.

R&D efforts have started on technologies for radiation-hard vertex detectors that will be able to operate in the LHC radiation environments at LHCb upgrade luminosities. The detector sensors will need to be able to operate at radiation doses of about 10^{15} 1 MeV equivalent neutrons/ cm^2 . Initial studies of Czochralski and n -on- p sensors irradiated up to 4.5×10^{14} 24 GeV protons/ cm^2 are promising and show that the charge collection efficiencies saturate at acceptable bias voltages [1077]. Pixel sensors are very radiation hard and R&D on this technology has started.

Two different vertex-detector geometries are envisaged. One is to shorten the strips, the other is to use pixels. Removing the RF foil that separates the VELO sensors from the primary beam-pipe vacuum would reduce the radiation length before the first measurement by 3% and improve the proper time resolution of B meson decays.

4.4.6 Summary and Conclusions

The LHC will open a new window for discovering new physics (NP) beyond the Standard Model. The LHCb experiment will probe NP with precision studies of flavour observables, whereas the general purpose detectors ATLAS and CMS aim to directly observe new particles. Both approaches are required to study the mass hierarchy and the couplings of the new physics. LHCb will collect an integrated luminosity of about 10 fb^{-1} during its first five years. Very likely the LHC results will show that a significantly better sensitivity will be required for both, the direct and indirect approaches. Here we present a proposal to upgrade the LHCb detectors to be able to operate at ten times the design luminosity, i.e. at $2 \times 10^{33} \text{ cm}^{-2} \text{ s}^{-1}$, and to collect a data sample of 100 fb^{-1} with an improved detector. Initial sensitivities for physics with LHCb upgrade are presented. These show that LHCb upgrade has the potential to probe new physics at unprecedented levels that is mainly complementary to the proposed Super Flavour Factory. The upgraded LHCb experiment will include a first level detached vertex trigger for which a new front-end architecture must be designed. A more radiation hard vertex detector is required to cope with the increased radiation doses.

5 Assessments

In Sect. 1 we briefly introduced several NP scenarios and discussed their impact on FCNC and CP violating processes. Then, in Sect. 3 we considered several benchmark channels that are particularly sensitive to NP, discussing the present status and future developments. The aim of this Section is to summarize the present status of NP flavour scenarios, to identify possible patterns of NP signals, and to describe the first attempts that have been made during the workshop to connect constraints on NP (and possible NP signals) in flavour and high-energy physics. The first two items are discussed in Sect. 5.1, the last one is presented in Sect. 5.3.

5.1 New-physics patterns and correlations

The past decade has witnessed enormous progress in the field of flavour physics: B-factories have studied flavour and CP violation in $B_d - \bar{B}_d$ mixing and in an impressive number of B decays; the Tevatron has produced the first results on $B_s - \bar{B}_s$ mixing and has studied several BRs and CP asymmetries in B and B_s decays; very recently, B-factories have established the first evidence of $D - \bar{D}$ mixing. This flourishing of experimental results has been accompanied by several remarkable improvements on the theory side, both in perturbative and non-perturbative computations. Let us just mention the NNLO calculation of $\text{BR}(b \rightarrow s\gamma)$, the proof of factorization in nonleptonic B decays in the infinite mass limit and the first unquenched results on B physics from lattice QCD.

Thanks to these experimental and theoretical achievements, we now have a rather precise idea of the flavour structure of viable NP extensions of the SM. The general picture emerging from the generalized Unitarity Triangle analysis performed in ref. [7, 9, 210] and from the very recent data on $D - \bar{D}$ mixing [911, 929, 936, 1078] is that no new sources of CP violation of $\mathcal{O}(1)$ are observed in B_d , K and D mixing amplitudes. However, the possibility of NP CP-violating effects in B_s mixing is still open. Concerning $\Delta F = 1$ processes, the situation is quite different. In particular, large NP contributions to $s \rightarrow dg$, $b \rightarrow dg$ and $b \rightarrow sg$ transitions are not at all excluded. Sizable NP effects in $s \rightarrow dZ$, $b \rightarrow dZ$ and $b \rightarrow sZ$ vertices are also possible, although the available experimental data excludes order-of-magnitude enhancements. Finally, FC Higgs interactions generated by NP can still give large enhancements of scalar vertices, although the upper bounds on $B_s \rightarrow \mu^+\mu^-$ are getting tighter and tighter.

To summarize, we can say that, although the idea of minimal flavour violation is phenomenologically appealing [10, 12, 82, 84, 190, 872, 1027], an equally possible alternative is that NP is contributing more to $\Delta F = 1$ transitions than to $\Delta F = 2$ ones. Within the class of $\Delta F = 1$ transitions, (chromo)-magnetic and scalar vertices are peculiar since they require a chirality flip to take place, which leads to a down-type quark mass suppression within the SM. On the other hand, NP models can weaken this suppression if they contain additional heavy fermions and/or additional sources of chiral mixing. In this case, they can lead to spectacular enhancements for the coefficients of (chromo)-magnetic and scalar operators. Furthermore, if the relevant new particles are colored, they can naturally give a strong enhancement of chromomagnetic operators while magnetic operators might be only marginally modified. The electric dipole moment of the neutron puts strong constraints on new sources of CP violation in chirality-flipping flavour-conserving operators involving light quarks, but this does not necessarily imply the suppression of flavour-violating operators, especially those involving b quarks. Therefore, assuming that NP is sizable in several $\Delta F = 1$ processes is perfectly legitimate given the present information available on flavour physics.

Thus, we can identify at least three classes of viable weakly-interacting NP extensions of the SM:¹⁸

1. Models with exact MFV;

¹⁸Strongly-interacting NP most probably lies beyond the reach of direct searches at the LHC and so will not be discussed here [9].

2. Models with small ($\mathcal{O}(10\%)$) departures from MFV;
3. Models with enhanced scalar or chromomagnetic $\Delta F = 1$ vertices, and a suitable suppression of NP contributions to $\Delta F = 2$ processes.

In models belonging to the third class, we expect sizable NP effects in B physics. From a theoretical point of view, a crucial observation is the strong breaking of the SM $SU(3)^5$ flavour symmetry by the top quark Yukawa coupling. This breaking necessarily propagates in the NP sector, so that in general it is very difficult to suppress NP contributions to CP violation in b decays, and these NP contributions could be naturally larger in $b \rightarrow s$ transitions than in $b \rightarrow d$ ones. This is indeed the case in several flavour models (see for example Ref. [1079]).

Another interesting argument is the connection between quark and lepton flavour violation in grand unified models [110, 1080–1082]. The idea is very simple: the large flavour mixing present in the neutrino sector, if mainly generated by Yukawa couplings, should be shared by right-handed down-type quarks that sit in the same $SU(5)$ multiplet with left-handed leptons. Once again, one expects in this case large NP contributions to $b \rightarrow s$ transitions.

5.2 Correlations between FCNC processes

On general grounds, it is difficult to establish correlations between FCNC processes without specifying not only the NP flavour structure, but also the details of the NP model. However, there is a notable exception, given by models of Constrained Minimal Flavour Violation (see Sect. 1 for the definition of this class of MFV models). While correlating $\Delta F = 1$ to $\Delta F = 2$ processes is not possible without specifying the details of the model, in the case of CMFV there are several interesting correlations between FCNC processes. In CMFV, all NP effects can be reabsorbed in a redefinition of the top-mediated contribution to FCNC amplitudes. Thus, all processes that involve the same top-mediated amplitude are exactly correlated. This has interesting phenomenological consequences, allowing for stringent tests of CMFV by looking at correlated observables [10, 12, 190, 874, 1083].

It is enough to go from CMFV to MFV to destroy many of these correlations: for example, in MFV models with two Higgs doublets at large $\tan \beta$ it is in general not possible to connect K , B and B_s decays in a model-independent way. However, interesting correlations remain present also at large $\tan \beta$. For example, the enhancement of $B_s \rightarrow \mu^+ \mu^-$ corresponds in general to a depletion of Δm_s [30] (actually, both features might be phenomenologically acceptable [32]).

Of course, within a specific model it is in general possible to correlate $\Delta F = 1$ and $\Delta F = 2$ processes and to fully exploit the constraining power of flavour physics. The most popular example is given by the minimal supergravity models, where one can combine not only all the information from flavour physics, but also the available lower bounds on SUSY particles and the constraints from electroweak physics, dark matter and cosmology [1084–1100, 1129–1133]. Interesting correlations between FCNC processes are also present in the CMSSM if one considers more general SUSY spectra than minimal supergravity [86, 1027].

Even allowing for new sources of flavour and CP violation to be present, correlations remain present between the several flavour observables generically affected by the same NP flavour violating parameter. An interesting example is given by SUSY models with enhanced chromomagnetic $b \rightarrow s$ vertices (see *e.g.* ref. [107]).

Another general class of NP models in which interesting correlations between FCNC processes can be established is given by SUSY-GUTs. Grand unification implies the equality of soft SUSY breaking terms at the GUT scale. Thus, any new source of flavour and CP violation present in squark masses must also be present in slepton masses, leading to a correlation between squark and slepton FCNC processes [69]. An extensive discussion of these correlations has been carried out in ref. [70]. As an example, we present in Fig. 72 (from ref. [70]) the constraints on $(\delta_{13}^d)_{RR}$ (defined in Sec. 1.3.5) from hadronic constraints only (upper left), leptonic constraints only (upper right), all constraints (lower left)

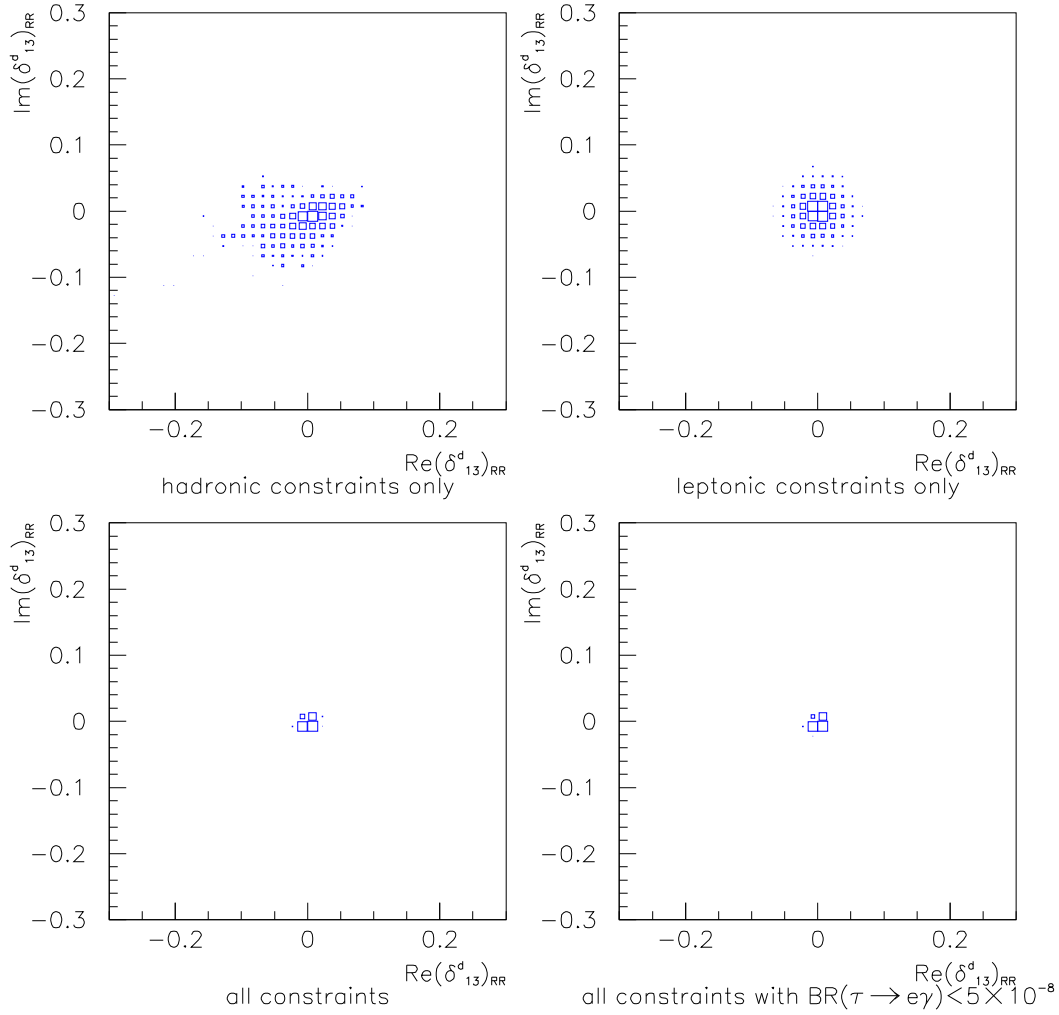


Fig. 72: Allowed region in the $\text{Re}(\delta_{13}^d)_{\text{RR}} - \text{Im}(\delta_{13}^d)_{\text{RR}}$ plane using hadronic constraints only (upper left), leptonic constraints only (upper right), all constraints (lower left) and all constraints with improved leptonic bounds (lower right).

and all constraints with improved leptonic bounds (lower right). In this interesting case, hadronic and leptonic bounds have comparable strengths. Exploiting the GUT correlation, it is possible to combine them to obtain a much tighter constraint on $(\delta_{13}^d)_{\text{RR}}$.

5.3 Connection to high-energy physics

Recent low-energy data from flavour physics experiments showed relatively good agreement with the SM prediction (taking into account the theory uncertainties). This imposes strong constraints on any new physics scenario. In view of the new results and the new bounds on physics beyond the SM the demand for scenarios that could be used for studies at ATLAS or CMS (or more generally for setting up the infrastructure for future studies once ATLAS and CMS have collected their first data) was issued. These scenarios should be in agreement with all existing B and K physics data and possibly show interesting signatures at the LHC experiments.

In this respect the question which parameter choices are useful as a benchmark scenario depends on the purpose of the actual investigation. If one is interested, for instance, in setting exclusion limits on the SUSY parameter space from the non-observation of SUSY signals at the experiments performed up to now, it is useful to use a benchmark scenario which gives rise to “conservative” exclusion bounds. An example for a benchmark scenario of this kind is the m_h^{\max} -scenario [1101, 1102] used for the Higgs search at LEP [1103] and the Tevatron [1104, 1105]. Another purpose for using benchmark scenarios is to study “typical” experimental signatures of e.g. SUSY models and to investigate the experimental sensitivities and the achievable experimental precisions for these cases. For this application it seems reasonable to choose “typical” parameters (a notion which is of course hard to define) of certain SUSY-breaking scenarios (see e.g. the “Snowmass Points and Slopes” [1107]). In this context it can also be useful to consider “pathological” regions of parameter space or “worst-case” scenarios.

In the perspective of future improvements on B and K physics data, it is also worth to consider the possibility of a *positive* signal of new physics selected by some low-energy observable. In this perspective, it is useful to consider benchmark scenarios with well-defined low-energy signatures, such as the MFV scenario with large $\tan\beta$ discussed in Ref. [32], or models with small flavour-breaking structures departing from the minimal structure of the constrained MSSM. These cases are particularly useful to explore the capability of future flavour-physics measurements in constraining a limited set of the SUSY parameter space, both separately and in conjunction with future ATLAS/CMS data.

A related issue concerning the definition of appropriate scenarios is whether a benchmark scenario chosen for investigating physics at ATLAS and CMS should be compatible with additional information from other experiments (beyond B and K physics). This refers in particular to constraints from cosmology or the measurement of the anomalous magnetic moment of the muon, $(g-2)_\mu$ [1106]. On the one hand, applying constraints of this kind gives rise to “more realistic” benchmark scenarios (see e.g. Ref. [1107]). On the other hand, one relies in this way on further assumptions (and has to take account of experimental and theoretical uncertainties related to these additional constraints), and it could eventually turn out that one has narrowed down the range of possibilities too much by applying these constraints. This applies in particular if slight modifications of the model under investigation have a minor impact on collider phenomenology but could significantly alter the bounds from cosmology and low-energy experiments. E.g. the presence of a small amount of R-parity violation in a SUSY model would strongly affect the constraints from dark matter relic abundance while leaving the phenomenology at high energy colliders essentially unchanged. Thus we restrict ourselves to scenarios which are compatible with flavour physics, with existing lower bounds on new particles (e.g. the bound on the lightest MSSM Higgs boson [1103, 1108]) and with other electroweak precision data, see Ref. [1109] and references therein.

The general procedure of setting up new scenarios follows the steps:

1. identify the models of interest;
2. identify within these models the regions of the parameter space that are compatible with the existing constraints from flavour physics, electroweak precision physics and direct bounds;
3. identify specific sub-regions which could be selected by future improvements on flavour physics;
4. study the most interesting points in view of their high-energy phenomenology that can be explored at ATLAS and CMS;

5. set up the infrastructure for the analysis of (possible) data that will be collected at ATLAS and CMS to test the new high-energy results against existing low-energy data.

Concerning the first step, the model(s) which exhibited most interest during the workshop are the MSSM with (N)MFV. Consequently, in the following we concentrate on this class of SUSY models.

Within the second and third step it is desirable to connect different codes (e.g. working in the (N)MFV MSSM, see Section 1.5.1) to each other. Especially interesting is the combination of codes that provide the evaluation of (low-energy) flavour observables and others that deal with high-energy (high p_T) calculations for the same set of parameters. This combination would allow to test the ((N)MFV MSSM) parameter space with the results from flavour experiments as well as from high-energy experiments such as ATLAS or CMS.

A relatively simple approach for the combination of different codes is their implementation as sub-routines, called by a “master code” (see Sections 5.3.3, 1.5.2). This master codes takes care of the correct definition of the input parameters for the various subroutines. Concerning the last step, the application and use of the master code would change once experimental data showing a deviation from the SM predictions is available. This can come either from the on-going flavour experiments, or latest (hopefully) from ATLAS and CMS. If such a “signal” appears at the LHC, it has to be determined to which model and to which parameters within a model it can correspond. Instead of checking parameter points (to be investigated experimentally) for their agreement with experimental data, now a scan over a chosen model could be performed. Using the master code with its subroutines each scan point can be tested against the “signal”, and preferred parameter regions can be obtained using a χ^2 evaluation. It is obvious that the number of evaluated observables has to be as large as possible, i.e. the number of subroutines (implemented codes) should be as big as possible.

5.3.1 *The first approach:*

prediction of b-physics observables from SUSY measurements

The first approach was followed in collaboration with ATLAS.

An LHC experiment will hopefully be able to measure a significant number of SUSY parameters based on the direct measurement of SUSY decays. The experimental potential in this field has been studied in detail for various benchmark points. Based on these studies, a possible approach is to focus on specific models for which many SUSY parameters can be measured at the LHC, and to try to answer the following questions:

1. How precisely can b -physics variables be predicted using measured SUSY parameters?
2. Vice versa: can we use b -physics measurements to constrain badly measured SUSY parameters?
3. Is the precision of the measurements on the two sides adequate to rule out minimal flavour violation and/or to constrain flavour violation in the squark sector?

We will show in the following the application of this approach, especially of question (1), to a point of the MSSM space which was adopted as a benchmark point by the Supersymmetry Parameter Analysis (SPA) group [1110]. This model is defined in terms of the parameters of the mSUGRA model ($m_0 = 70$ GeV, $m_{1/2} = 250$ GeV, $A_0 = -300$ GeV, $\tan \beta = 10$, $\mu > 0$). This is a modification of the point SPS1a, essentially achieved by lowering m_0 from 100 to 70 GeV, originally defined in Ref. [1107] to take into account more recent results on dark matter density.

The values of the sparticle masses at tree level, computed with the program ISASUSY 7.71 [1111], are given in Table 60. Constraints on the sparticles masses can be obtained from measurements of the kinematics of the SUSY cascade decays Ref. [1112–1114]. This program has been carried out recently for the SPS1a model point [1115], assuming the performance of the ATLAS detector. The resulting constraints allow the measurement of the masses of $\tilde{\chi}_1^0$, $\tilde{\chi}_2^0$, $\tilde{\chi}_4^0$, \tilde{g} , \tilde{q}_L , \tilde{q}_R , \tilde{b}_1 , \tilde{b}_2 , $\tilde{\ell}_R$, $\tilde{\ell}_L$, $\tilde{\tau}_1$, where \tilde{q}_L

Sparticle	mass [GeV]	Sparticle	mass [GeV]
$\tilde{\chi}_1^0$	97.2	$\tilde{\chi}_2^0$	180.1
$\tilde{\chi}_3^0$	398.4	$\tilde{\chi}_4^0$	413.8
$\tilde{\ell}_L$	189.4	$\tilde{\ell}_R$	124.1
$\tilde{\tau}_1$	107.7	$\tilde{\tau}_2$	194.2
\tilde{t}_1	347.3	\tilde{t}_2	562.3
\tilde{u}_L	533.3	\tilde{g}	607.0
h	116.8	A	424.6

Table 60: Masses of the sparticles in the considered model as calculated at tree level with ISAJET 7.71 [1111]

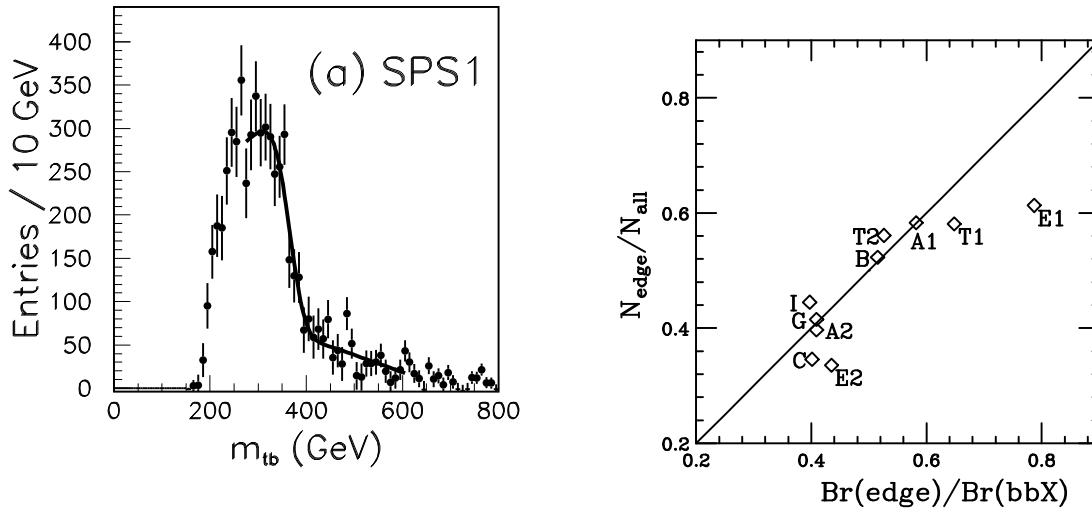


Fig. 73: Left: m_{tb} distribution for model point SPS1a. Right: relationship between $N_{\text{edge}}/N_{\text{all}}$ and $BR(\text{edge})/BR(\text{bb}X)$ for different model points as described in [1117]. Both figures from [1117].

and \tilde{q}_R are the average of the masses of the squarks of the first two generations. All these masses should be measurable with an uncertainties of a few percent, for an integrated luminosity of 300 fb^{-1} . The estimated uncertainties will be used as an input to this study.

For the stop sector a detailed study is available [1117], always performed in the framework of the ATLAS collaboration. This analysis studies the tb invariant mass distribution in SUSY events. This distribution, shown in the left panel of Fig. 73 shows the characteristic kinematic edge which can be expressed as a function of the masses. Two main SUSY decay chains yield a tb final state signature:

$$\tilde{g} \rightarrow \tilde{t}_1 t \rightarrow tb\tilde{\chi}_1^\pm \quad (231)$$

and

$$\tilde{g} \rightarrow \tilde{b}_1 b \rightarrow tb\tilde{\chi}_1^\pm. \quad (232)$$

Therefore the position of the end-point in the tb mass distribution (M_{tb}^{fit}) will measure the average of the edges for the two decays weighted by the relative BR, which yields a constraint on a number of MSSM parameters:

$$M_{tb}^{\text{fit}} = f(m_{\tilde{t}_1}, m_{\tilde{b}_1}, m_{\tilde{g}}, m_{\tilde{\chi}_1^\pm}, \theta_{\tilde{t}}, \theta_{\tilde{b}})$$

From the height of the observed kinematic distribution one can also measure the ratio of events in the tb mass distribution to all SUSY events with a b pair in the final state, $N_{\text{edge}}/N_{\text{all}}$. This observable is well

correlated, as shown in the right panel of Fig. 73, with the quantity $\text{BR}(\text{edge})/\text{BR}(\tilde{g} \rightarrow bbX)$ where $\text{BR}(\text{edge})$ is the sum of the BR's for the decays (231) and (232) above. Finally direct searches in the SUSY Higgs sector yield additional constraints on the MSSM soft parameters.

The next step is the extraction of the soft SUSY-breaking parameters from the measured sparticle masses and branching ratios. We use a Monte Carlo technique relying on the generation of simulated experiments sampling the probability density functions of the measured observables. We proceed in the following way:

1. An ‘experiment’ is defined as a set of measurements, each of which is generated by picking a value from a Gaussian distribution with mean given by the central value calculated from the input parameters of the considered model and width given by the estimated statistical+ systematic uncertainty of each measurement.
2. For each experiment, we extract the constraints on the MSSM model as we will describe in the following.

We obtain as a result of this calculation a set of MSSM models, each of which is the “best” estimate for a given Monte Carlo experiment of the model generating the observed measurement pattern. For each of these models the b -physics observables can be calculated.

Three groups of soft SUSY-breaking parameters are relevant for the prediction of b -physics observables:

- The parameters of the neutralino mixing matrix, $M_1, M_2, \mu, \tan \beta$
- m_A , the mass of the pseudoscalar Higgs, defining (together with $\tan \beta$) the Higgs sector at tree level
- The masses and mixing angles of third generation squarks \tilde{t} and \tilde{b}

For the first two a detailed discussion is given in [1118] which we will briefly summarize here.

In the SPA point only the mass of three neutralinos (1,2 and 4) can be measured. The three masses give a strong constraint on M_1, M_2, μ , but have little sensitivity to $\tan \beta$. Therefore we use a fixed input value for $\tan \beta$, and we calculate the values of M_1, M_2, μ from numerical inversion of the neutralino mixing matrix. We will then study ‘a posteriori’ the dependence on $\tan \beta$. The resultant uncertainty on M_1, M_2, μ is ~ 5 -6 GeV, corresponding to the uncertainty on neutralino masses. By varying $\tan \beta$ in the range $3 < \tan \beta < 30$, the calculated values vary by less than 5 GeV.

Information on $\tan \beta$ and m_A can in principle be extracted from the study of the Higgs sector. The ATLAS potential for discovery is shown in Fig. 74, from [1113]. The light Higgs boson h can be discovered over the whole parameter space, but the measurement of its mass only provides somewhat loose constraints, depending on the knowledge of the parameters of the stop sector. Much stronger constraints would be provided by the measurement of the mass and production cross-section of one or more of the heavy Higgs bosons. For the model under consideration, with $\tan \beta = 10$ and $m_A \sim 425$ GeV, heavy Higgs bosons cannot be discovered at the LHC in their SM decay modes. Moreover, the heavy Higgs bosons can not be produced in chargino-neutralino cascade decays because the decays are kinematically closed. The only possibility would be the detection of $A/H \rightarrow \tilde{\chi}_2^0 \tilde{\chi}_2^0 \rightarrow 4\ell\ell$. Unfortunately the rate is very small, ~ 40 events/experiment for 300 fb^{-1} before experimental cuts. A very detailed background study would be needed to assess the detectability of this signal.

We can now turn to the extraction of parameters of the stop-sbottom sector. The sector is defined by 5 soft SUSY-breaking parameters: $m(Q_3)$, the mass of the left-handed third generation doublet; $m(t_R)$ and $m(b_R)$, the masses of the stop and sbottom right-handed singlets; A_t and A_b , the stop and sbottom trilinear couplings. More convenient mixing variables would be $\theta_{\tilde{b}}$ and $\theta_{\tilde{t}}$, the left-right sbottom and stop mixing angles. For the considered point 5 measurements will be available at the LHC:

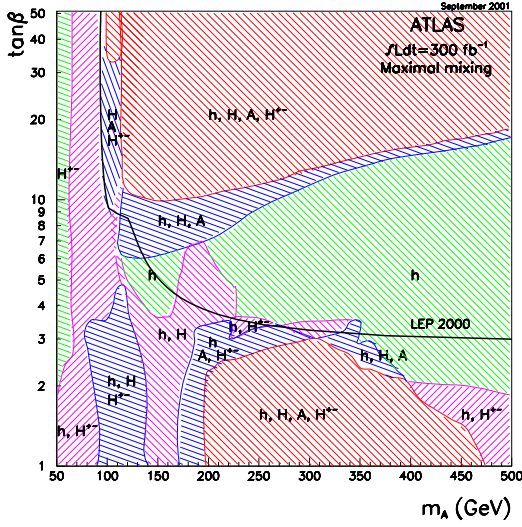


Fig. 74: Reach of the ATLAS experiment in the $m_A - \tan \beta$ plane for an integrated luminosity of 300 fb^{-1} . For each region in the plane, the detectable Higgs bosons are marked.

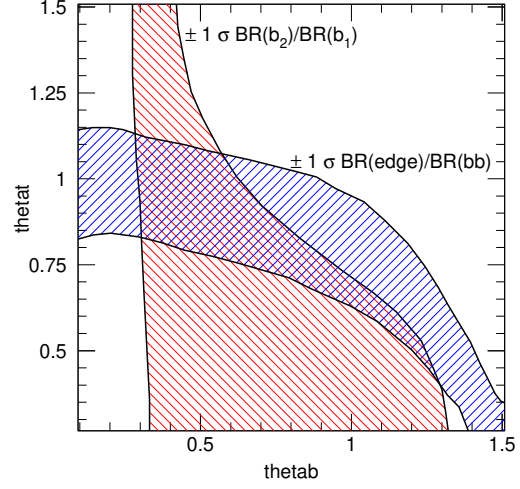


Fig. 75: Allowed 1σ bands on the $\theta_{\tilde{b}} - \theta_{\tilde{t}}$ plane respectively for the measurement of $\text{BR}(\tan \beta)$ (red downwards hatching) and of $\text{BR}(\tilde{t})$ (blue upwards hatching).

- $m_{\tilde{b}_1}, m_{\tilde{b}_2}, \text{BR}(\tilde{g} \rightarrow \tilde{b}\tilde{b}_2 \rightarrow \tilde{b}\tilde{b}\tilde{\chi}_2^0)/\text{BR}(\tilde{g} \rightarrow \tilde{b}\tilde{b}_1 \rightarrow \tilde{b}\tilde{b}\tilde{\chi}_2^0) (\text{BR}(\tilde{b}))$ [1115]
- $M_{tb}^{\text{fit}}, \text{BR}(\text{edge})/\text{BR}(\tilde{g} \rightarrow \tilde{b}\tilde{X}) (\text{BR}(\tilde{t}))$ [1117]

The assumed experimental errors on these variables are given in Table 61.

Variable	Value	Error
$m_{\tilde{g}} - m_{\tilde{b}_1}$	128.7 GeV	1.6 GeV
$m_{\tilde{g}} - m_{\tilde{b}_2}$	86.9 GeV	2.5 GeV
$\text{BR}(\tilde{b})$	0.70	0.05
$\text{BR}(\tilde{t})$	0.21	0.08
M_{tb}	411.3 GeV	5.4 GeV

Table 61: Assumed uncertainties for the LHC measurements in stop-bottom sector. The assumed statistics is 300 fb^{-1} . The only systematic error considered is the jet energy scale error on the mass/end point measurements.

It is therefore possible to solve the available constraints for $m_{\tilde{t}_1}, \theta_{\tilde{b}}, \theta_{\tilde{t}}$, as discussed in [1119]. In [1119] the parameters of the gaugino matrix were assumed to be measured with infinite precision at the ILC, and the errors on the parameters in the stop sector were estimated by mapping the region in the $\theta_{\tilde{t}} - m_{\tilde{t}_1}$ plane compatible within the estimated errors with the nominal values of the five observables.

We incorporate the LHC uncertainties on the measurement of M_1, M_2, μ , and we use the technique of building Monte Carlo experiments described above.

The strategy is to scan the three-dimensional space $m_{\tilde{t}_1}, \theta_{\tilde{b}}, \theta_{\tilde{t}}$, and to find the point in space which reproduces the measured values of $M_{tb}, \text{BR}(\tilde{t}), \text{BR}(\tilde{b})$. For fixed $m_{\tilde{t}_1}$, the measurement of the position in the $\theta_{\tilde{b}} - \theta_{\tilde{t}}$ plane is given by combining the crossing of the line corresponding to the measured value of $\text{BR}(\tilde{b})$ with the line corresponding to the measured values of $\text{BR}(\tilde{t})$. We show in Fig. 75 respectively the band constrained by $\pm 1\sigma$ around the input values of $\text{BR}(\tilde{b})$ and $\text{BR}(\tilde{t})$ when all the other MSSM parameters are kept fixed. Because of the rather loose constraints on $\text{BR}(\tilde{b})$, and the low statistics in the

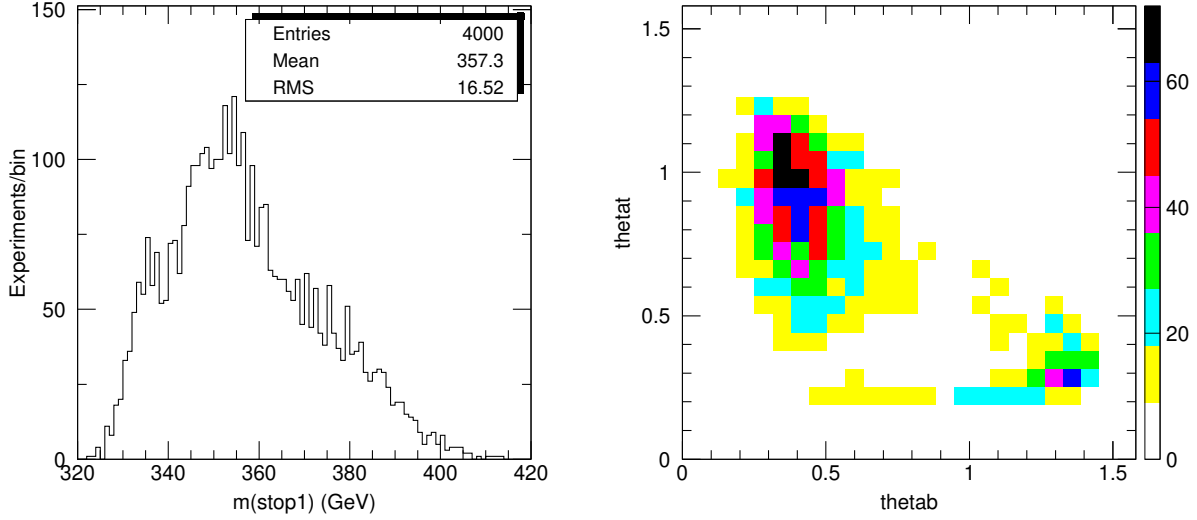


Fig. 76: Left: distribution of the calculated \tilde{t}_1 mass for an ensemble of Monte Carlo experiments at the LHC. Right: distribution of the calculated $\theta_{\tilde{t}}$ versus $\theta_{\tilde{b}}$ for an ensemble of Monte Carlo experiments. The assumed statistics is 300 fb^{-1} .

\tilde{b}_2 peak, the region where the two bands cross, which roughly represents the allowed region in the plane, extends from the region around the input value ($\theta_{\tilde{t}} = 0.933$, $\theta_{\tilde{b}} = 0.42$) with a very low tail towards the region of high $\theta_{\tilde{b}}$ and low $\theta_{\tilde{t}}$.

The results of the scan are shown in Fig. 76. In the left plot we show the distribution of the measured $m_{\tilde{t}_1}$ values for the considered ensemble of MC experiments. The RMS of the distribution is $\sim 17 \text{ GeV}$, corresponding to a $\sim 5\%$ uncertainty on the light stop mass. The measured values in the $\theta_{\tilde{t}}$ versus $\theta_{\tilde{b}}$ plane are shown in the plot on the right of Fig. 76. As expected from the discussion above, a significant number of experiments yield a high value of $\theta_{\tilde{b}}$ and a low value of $\theta_{\tilde{t}}$.

The conclusions on the MSSM parameter measurement for the SPA model point under the assumption of no FCNC effects from sfermion mixing matrices are thus:

- Neutralino/chargino mixing matrices fixed with $\sim 5\%$ if the value of $\tan \beta$ is known.
- Slepton sector well constrained, including stau mixing angle
- Masses of first two generations squarks (L & R) and of gluino measured at $\sim 5\text{-}10\%$ level
- Enough constraints to fix the 5 parameters of the stop/sbottom sector. For fixed $\tan \beta$ uncertainty of $\sim 5\%$ on stop mass, long tails in the measurement of $\theta_{\tilde{b}}$ and $\theta_{\tilde{t}}$.
- Weak constraints on $\tan \beta$ and m_A

We can now, based on the expected precision for the measurement of MSSM parameters estimate how precisely observables in the b -sector can be predicted. We focus on two variables:

- $\text{BR}(B_s \rightarrow \mu\mu)$
- $\text{BR}(B \rightarrow X_s\gamma)$

Two public programs micrOMEGAs 1.3.6 [1120] and ISARED [1111] allow the evaluation of these two variables from an input set of MSSM parameters. Both programs work in the MFV framework, and are based on the most recent NLO calculations. The results from micrOMEGAs 1.3.6 were used for the present exercise.

The study is done in different steps. We first perform scans in the parameter space to evaluate the sensitivity of the two observables to the key parameters. Thereafter, based on the method of Monte Carlo experiments described above, we evaluate the expected value of $\text{BR}(B_s \rightarrow \mu\mu)$ and $\text{BR}(B \rightarrow X_s\gamma)$ for each Monte Carlo experiment. The spread of the obtained distributions is taken as the experimental uncertainty of the observables. Since m_A and $\tan\beta$ are badly constrained by the LHC measurements, this is done keeping m_A and $\tan\beta$ fixed.

The dependence of $\text{BR}(B_s \rightarrow \mu\mu)$ on m_A , $\tan\beta$ is shown in the left panel of Fig. 77. Since $\text{BR}(B_s \rightarrow \mu\mu) \propto \tan^6\beta/m_A^4$, this measurement has a strong constraining power on $\tan\beta$ if $\tan\beta \gtrsim 15$. For lower values of $\tan\beta \sim$ the effect becomes too small and SUSY is indistinguishable from the SM. The present limits from the Tevatron experiments only eliminate a small region of the parameter space with small m_A and large $\tan\beta$. The expected 90% bound from ATLAS: 6.6×10^{-9} for 30 fb^{-1} [1121] would allow us to exclude a region in $m_A - \tan\beta$ similar to the one excluded by non-discovery of $H/A \rightarrow \tau\tau$. For higher $\tan\beta$ the measurement of a deviation from the SM would provide a nice cross-check with $\tan\beta$ as measured from H/A production.

The value of $\text{BR}(B \rightarrow X_s\gamma)$ in the $m_A - \tan\beta$ plane is shown in the right panel of Fig. 77. The present world average for $\text{BR}(B \rightarrow X_s\gamma)$ [493]:

$$(3.3 \pm 0.4) \times 10^{-4}$$

would select a narrow band in the $m_A - \tan\beta$ plane, thus providing essentially no bound on m_A and a strong constraint on the allowed $\tan\beta$ range, in the MFV hypothesis.

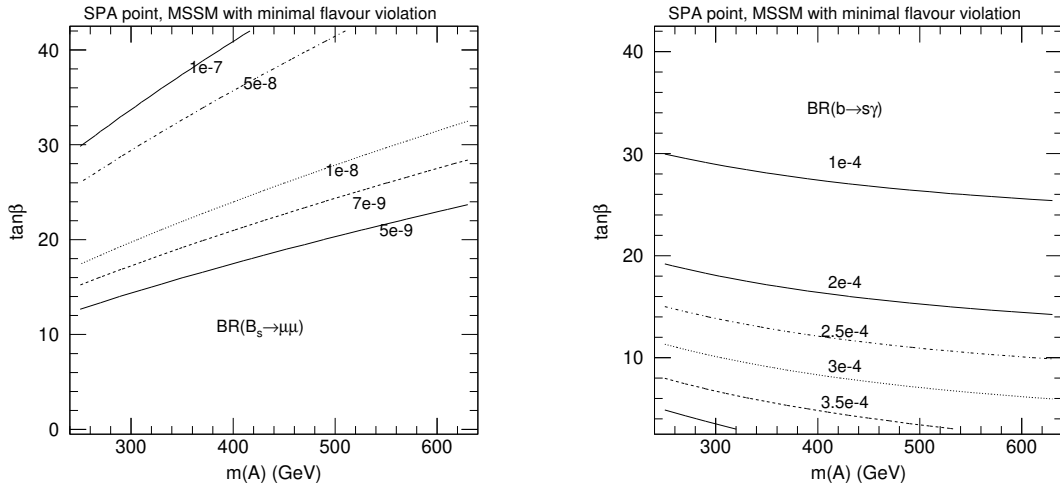


Fig. 77: Left: curves of equal value for $\text{BR}(B_s \rightarrow \mu\mu)$ in the $m_A - \tan\beta$ plane. Right: curves of equal value for $\text{BR}(B \rightarrow X_s\gamma)$. The MSSM parameters are as defined for the SPA point and the calculations are performed using *MicrOMEGAS*.

We show in Fig. 78 the values of $\text{BR}(B_s \rightarrow \mu\mu)$ and $\text{BR}(B \rightarrow X_s\gamma)$ in the $m_{\tilde{t}_1} - \theta_{\tilde{t}}$ plane with the other parameters fixed (see Fig. 79 below for an analysis of the effect of their uncertainty). The variation of $\text{BR}(B_s \rightarrow \mu\mu)$ over the considered space is moderate. The present experimental error on the measurement of $\text{BR}(B \rightarrow X_s\gamma)$ already defines a very small slice in the $m_{\tilde{t}_1} - \theta_{\tilde{t}}$ plane. For fixed $\theta_{\tilde{t}}$ the dependence on $m_{\tilde{t}_1}$ is not very strong. We therefore conclude that a precise measurement of $\theta_{\tilde{t}}$ is the key ingredient for the prediction of $\text{BR}(B \rightarrow X_s\gamma)$ from the LHC SUSY data.

As a next step we verify that the experimental uncertainty on the two considered observables is indeed dominated by the measurement of m_A , $\tan\beta$, $m_{\tilde{t}_1}$ and $\theta_{\tilde{t}}$. To this effect we calculate $\text{BR}(B_s \rightarrow \mu\mu)$ and $\text{BR}(B \rightarrow X_s\gamma)$ for all the Monte Carlo experiments, letting all of the MSSM parameters

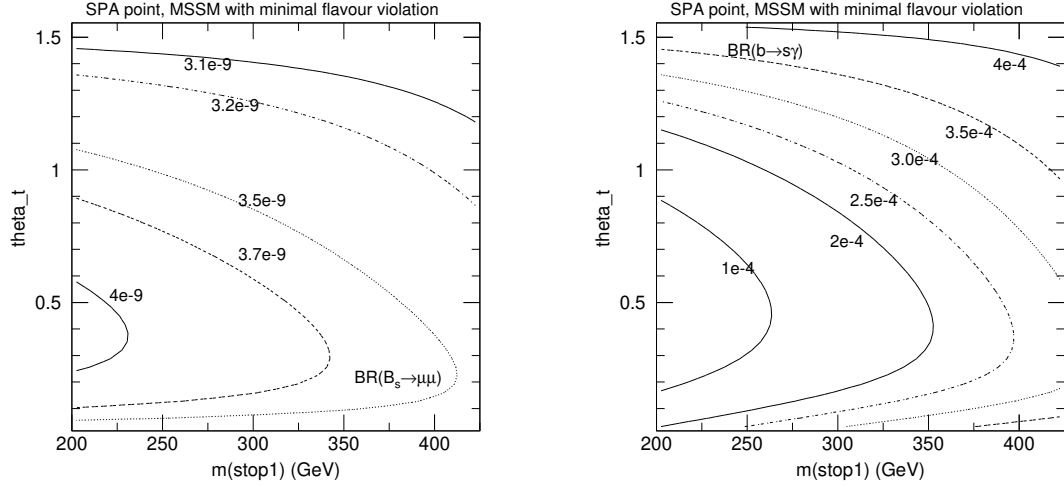


Fig. 78: Left: curves of equal value for $BR(B_s \rightarrow \mu\mu)$ in the $m_{\tilde{t}_1} - \theta_{\tilde{t}}$ plane. Right: curves of equal value for $BR(B \rightarrow X_s \gamma)$ in the $m_{\tilde{t}_1} - \theta_{\tilde{t}}$ plane. The MSSM parameters are as defined for the SPA point and the calculations are performed using MicrOMEGAs.

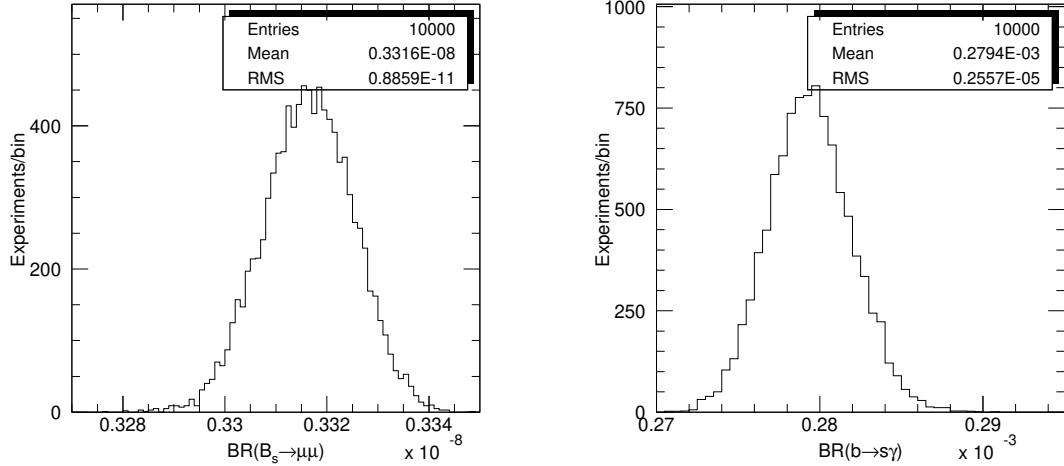


Fig. 79: Distribution of the predictions $BR(B_s \rightarrow \mu\mu)$ (left) and $BR(B \rightarrow X_s \gamma)$ (right) for an ensemble of LHC experiments when m_A , $\tan \beta$, $m_{\tilde{t}_1}$, $\theta_{\tilde{t}}$, $\theta_{\tilde{b}}$ are kept fixed at the nominal values and all the remaining MSSM parameters are smeared according to the expected measurement uncertainty

fluctuate according to the experimental error, except the four parameters mentioned above. The result is shown in Fig. 79. In these conditions the uncertainty is small, 0.3% on the prediction of $BR(B_s \rightarrow \mu\mu)$ and 1% for the prediction of $BR(B \rightarrow X_s \gamma)$. These parametric uncertainties do not include the theoretical uncertainties in the calculation of the two observables.

Finally, we can evaluate how precisely we can predict the b -physics observables, by varying all of the MSSM parameters, according to the expected measurement precision at the LHC for the SPA point, except m_A and $\tan \beta$, which are kept fixed. The results are shown in Fig. 80. We observe a $\sim 5\%$ uncertainty on the prediction for $BR(B_s \rightarrow \mu\mu)$, and a $\sim 15\%$ uncertainty on the prediction for $BR(B \rightarrow X_s \gamma)$. For both observables one can roughly observe two populations, corresponding to the regions in $\theta_{\tilde{t}} - \theta_{\tilde{b}}$ observed in Fig. 76. The experiments in the tail of mismeasured $\theta_{\tilde{t}}$ and $\theta_{\tilde{b}}$ contribute respectively

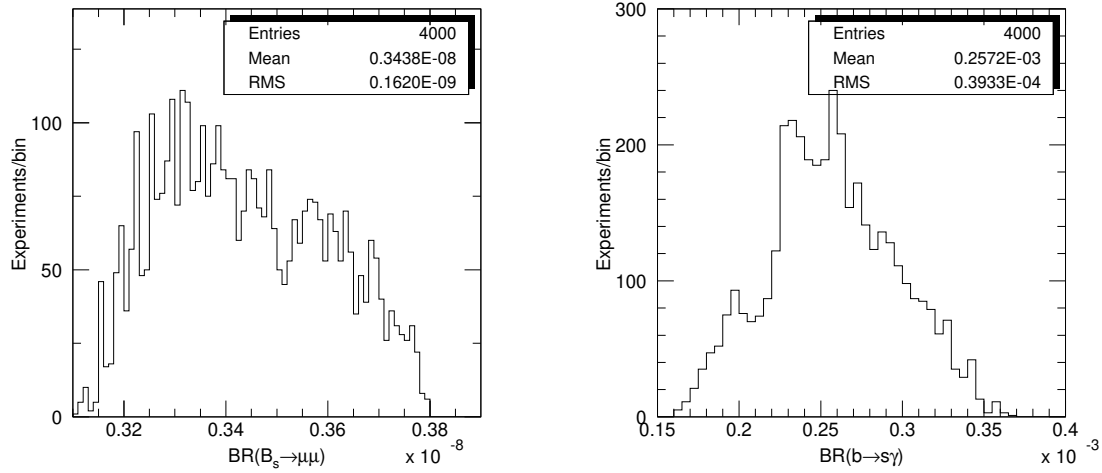


Fig. 80: Distribution of the predictions $BR(B_s \rightarrow \mu\mu)$ (left) and $BR(B \rightarrow X_s\gamma)$ (right) for an ensemble of LHC experiments when m_A , $\tan\beta$, are kept fixed at the nominal values and all the remaining MSSM parameters, including the ones defining the stop sector are smeared according to the expected measurement uncertainty

to the region of high values of $BR(B_s \rightarrow \mu\mu)$, and to the bump for low values of $BR(B \rightarrow X_s\gamma)$.

We have thus shown that for the considered model good enough measurements of MSSM parameters are possible at the LHC to provide predictions for $BR(B \rightarrow X_s\gamma)$, $BR(B_s \rightarrow \mu\mu)$ as a function of the two unconstrained variables: m_A and $\tan\beta$.

Once the LHC data are available, one can imagine different scenarios, e.g.

- $A/H \rightarrow \tau\tau$ is observed and $\tan\beta$ and m_A measured.
At this point a consistency check would be possible among the $\tan\beta$ constraints provided by the Higgs measurement and the one provided by the b -physics observables calculated in the MFV scheme. A significant disagreement, once all the experimental and statistical uncertainties are evaluated, would indicate the presence of flavour violation in the squark sector.
- $\tan\beta$ is not constrained by high- p_T searches.
A signal for non-minimal flavour violation could still be provided by the inconsistency of the $\tan\beta$ regions constrained by respectively $m(h)$, $BR(B \rightarrow X_s\gamma)$, and $BR(B_s \rightarrow \mu\mu)$. In case of consistency the results could be taken as a measurement of the $\tan\beta$ parameter.

Relevant questions at this point are: what are the precisions required on the MSSM and on the b -physics measurements and on the theoretical calculations to be able to claim a signal for flavour-changing terms in the squark mass matrices?

In case the measurements are consistent with MFV, what additional constraints on the flavour violation sector can be extracted by combining MSSM studies and b -physics measurements?

Various analyses are available in the literature [107], [113], based on assessing present allowed regions of non-diagonal elements in the super-CKM matrix, parametrised in terms of $(\delta_{23}^d)_{AB}$, where AB can be RR , LL , RL , LR . Bounds on δ are normally given for some special choice of soft SUSY-breaking parameters, e.g. $m(\tilde{q}) = m_{\tilde{g}} = \mu = -A_u$ for different choices of $m(\tilde{q})$. Additional variables are also considered such as ΔM_B , $BR(B \rightarrow X_s\ell^+\ell^-)$, $A_{CP}(B \rightarrow X_s\gamma)$.

Based on the study presented here it would be interesting to repeat these analyses but for the parameters of a specific SUSY point, incorporating the expected experimental errors on the SUSY parameters. As a result of these studies, one could get guidance on which are the MSSM measurements crucial to discover flavour violation, thus pointing the way for the investigation of SUSY models in

high- p_T physics.

5.3.2 The second approach:

SUSY measurements in b-physics favoured parameter spaces

A second, somewhat complementary, approach was followed in collaboration with CMS physicists.

5.3.2.1 *b-physics favoured parameter space*

The model under investigation is the MSSM, in the first step with MFV, and possibly in a later stage also with NMFV. The compatibility with flavour physics was taken into account following Ref. [32], where the MSSM parameter space was analyzed under the assumption of heavy scalar quarks and leptons, and large $\tan\beta$. The range of SUSY parameters has been restricted to the values listed in Table 62. Here $\tan\beta$ is the ratio of the two vacuum expectation values, M_A denotes the mass of the CP-odd Higgs boson, μ is the Higgs mixing parameter, $M_{\tilde{q},\tilde{l}}$ are the diagonal soft SUSY-breaking parameters in the scalar quark and scalar lepton sector, respectively. All the trilinear couplings are set to be equal to A_t (the tri-linear Higgs-stop coupling), while $m_{\tilde{g}}$, M_2 and M_1 are the gluino mass and the soft SUSY-breaking parameters in the chargino/neutralino sector. All parameters are assumed to be real. The upper part of Table 62 are the more relevant parameters, while the lower part has a smaller impact on the flavour physics phenomenology.

The ranges in Ref. [32] are generally compatible with the existing low-energy constrains. However, one expects to be able to select narrow sub-regions by more precise measurements of specific B -physics observables, such as $\text{BR}(B \rightarrow \tau\nu)$ or $\text{BR}(B_s \rightarrow \mu^+\mu^-)$. The “best” values denote specific points for which a more detailed investigation of the high-energy signatures at CMS has been performed.

	range	“best” value(s)
$\tan\beta$	30 – 50	40
M_A [GeV]	300 – 1000	300, 500, 800, 1000
A_t [GeV]	-2000 – -1000	-1000, -2000
μ [GeV]	500 – 1000	500, 1000
$M_{\tilde{q}}$ [GeV]	> 1000	1000, 2000
$M_{\tilde{l}}$	$1/2 M_{\tilde{q}}$	
$M_{\tilde{g}}$	$M_{\tilde{q}}$	
M_2 [GeV]		300, 500
M_1	$1/2 M_2$	

Table 62: Selected ranges and “best values” of the SUSY parameters for the “CMS analysis” in the MFV MSSM (following Ref. [32]): $\tan\beta$ is the ratio of the two vacuum expectation values, M_A denotes the mass of the CP-odd Higgs boson, μ is the Higgs mixing parameter, $M_{\tilde{q},\tilde{l}}$ are the diagonal soft SUSY-breaking parameters in the scalar quark and scalar lepton sector, respectively; A_t is the tri-linear Higgs-stop coupling, where all trilinear couplings are set equal; $m_{\tilde{g}}$, M_2 and M_1 are the gluino mass and the soft SUSY-breaking parameters in the gaugino sector. All parameters are assumed to be real.

5.3.2.2 *Experimental analysis*

The strategy followed by CMS physicists is to apply an already understood search analysis to the sample of MSSM points that are consistent with flavour constraints as described above. The starting point is Ref. [1122], in which CMS studied the production and decay of SUSY particles via inclusive final states

including muons, high- p_T jets, and large missing transverse energy. In that work, a fully simulated and reconstructed low mass (LM1) Constrained MSSM (CMSSM) point was taken as the benchmark for selection optimisation and study of systematic effects. Even though the study was performed within the context of CMSSM, the method is not specific to the CMSSM framework and should apply equally well in other contexts including, i.e. also in the general MSSM.

The response of the CMS detector to incident particles was simulated using a GEANT4-based framework [1123], known as the Object-oriented Simulation for CMS Analysis and Reconstruction (OSCAR) [1124]. The inclusion of pile-up and the reconstruction of analysis objects (muons, jets, etc) from hits in the detector was performed by a software framework known as the Object-oriented Reconstruction for CMS Analysis (ORCA) [1124]. In addition, a standalone fast simulation, known as the CMS FAst MOnte Carlo Simulation (FAMOS) framework [1124], was used to facilitate simulations involving CMSSM parameter scans. The fast simulation FAMOS has been shown to adequately represent the full CMS simulation [1122]. In both the full and fast simulations, hits from minimum bias events are superimposed on the main simulated event to reproduce the pile-up conditions expected for a luminosity of $2 \times 10^{33} \text{cm}^{-2} \text{s}^{-1}$.

Because the work presented in Ref. [1122] is an inclusive study of signatures involving at least one muon accompanied by multiple jets and large \cancel{E}_T , several SM processes contribute as sources of background and had to be taken into account. Accordingly, the main backgrounds studied in Ref [1122] correspond to QCD dijet (2.8 million events with $0 < \hat{p}_T < 4 \text{TeV}/c$), top ($t\bar{t}$) production (3.3 million events), electroweak single-boson production (4.4 million events with $0 < \hat{p}_T < 4.4 \text{TeV}/c$) and electroweak dibosons production (1.2 million events). All backgrounds used were fully simulated and reconstructed.

The method employed in Ref. [1122] is to search for an excess in the number of selected events, compared with the number of events predicted from the SM. A Genetic Algorithm (GARCON [1125]) was used for the optimisation of cuts to select the LM1 CMSSM point and results in: $E_T^{\text{miss}} > 130 \text{ GeV}$, $E_T^{j1} > 440 \text{ GeV}$, $E_T^{j2} > 440 \text{ GeV}$, $|\eta^{j1}| < 1.9$, $|\eta^{j2}| < 1.5$, $|\eta^{j3}| < 3$, $\cos [\Delta\phi(j1, j2)] < 0.2$, $-0.95 < \cos [\Delta\phi(\cancel{E}_T, j1)] < 0.3$, $\cos [\Delta\phi(\cancel{E}_T, j2)] < 0.85$. Assuming 10 fb^{-1} of collected data, this set of cuts would expect to select a total of 2.5 background events from the SM and 311 signal events from the CMSSM LM1 benchmark signal point [1122].

In order to extend the work presented in [1122] to the context of the MSSM parameter space suggested by flavour considerations as described above, several points within the ranges of the MSSM parameters listed in Table 62 were sampled and simulated using the CMS fast simulation FAMOS. (The Pythia parameters used to generate each MSSM point may be found in Ref. [1122].) In the CMS exercise, the same set of selection cuts presented above, is directly applied (i.e. not re-optimised) to each simulated MSSM point. Finally, the number of selected events from each simulated MSSM point is tallied and compared with the expected number of standard model background events ($N_B = 2.5$).

It has been shown that the analysis method also works for this “new” part of the MSSM parameter space. Clearly, an optimization could enhance the analysis power. More detailed results will be presented elsewhere.

5.3.3 The “master code”: multi-parameter fit to electroweak and low-energy observables

A first attempt to develop a “master code” as described above (see also Section 1.5.2) has been started in the course of the workshop in collaboration with physicists from CMS [208].

Based on flavour physics computer code from [32] and the more high-energy observable oriented computer code FeynHiggs [199–201], a first version of a “master code” has been developed. This “master code” combines calculations from both low-energy and electroweak observables in one common code. Great care has been taken to ensure that both sets of calculations are steered with a consistent set of input parameters. The current version of the “master code” is restricted to applications in the MSSM

parameter space assuming Minimal Flavour Violation (MFV). Table 63 shows the observables which are currently considered in the “master code”.

However, in the future it is foreseen to significantly extend the “master code” by including other calculations both for different New Physics models as well as additional observables (e.g. cosmology constraints), see [1100] for the latest updates and developments. With the help of the “master code” it will eventually be possible to test model points from the low-energy side (via flavour and electroweak observables) and from the high-energy side (via the measurements of ATLAS/CMS). Thus a model point can be tested with *all* existing data.

Observable	Source	Constraint	theo. error
$R_{\text{BR}_{b \rightarrow s\gamma}} = \text{BR}_{b \rightarrow s\gamma}^{\text{SUSY}} / \text{BR}_{b \rightarrow s\gamma}^{\text{SM}}$	[32]	1.127 ± 0.12	0.1
$R_{\Delta M_s} = \Delta M_s^{\text{SUSY}} / \Delta M_s^{\text{SM}}$	[32]	0.8 ± 0.2	0.1
$\text{BR}_{b \rightarrow \mu\mu}$	[32]	$< 8.0 \times 10^{-8}$	2×10^{-9}
$R_{\text{BR}_{b \rightarrow \tau\nu}} = \text{BR}_{b \rightarrow \tau\nu}^{\text{SUSY}} / \text{BR}_{b \rightarrow \tau\nu}^{\text{SM}}$	[32]	1.125 ± 0.52	0.1
$\Delta a_\mu = a_\mu^{\text{SUSY}} - a_\mu^{\text{SM}}$	FeynHiggs	$(27.6 \pm 8.4) \times 10^{-10}$	2.0×10^{-10}
M_W^{SUSY}	FeynHiggs	$80.398 \pm 0.025 \text{ GeV}$	0.020 GeV
$\sin^2 \theta_W^{\text{SUSY}}$	FeynHiggs	0.23153 ± 0.00016	0.00016
$M_h^{\text{light}}(\text{SUSY})$	FeynHiggs	$> 114.4 \text{ GeV}$	3.0 GeV

Table 63: List of available constraints in the “master code”. The shown values and errors represent the current best understanding of these constraints. Smaller errors for M_W^{SUSY} and $\sin^2 \theta_W^{\text{SUSY}}$ are possible using a dedicated code [1126, 1127], which is, however, so far not included in the “master code” (see, however, [1100]).

Using the “master code” as a foundation, an additional code layer containing a χ^2 fit [1128] has been added to determine the consistency of a given set of MSSM parameters with the constraints defined in Table 63. Other studies of this kind using today’s data can be performed in Refs. [1129–1133]. Studies using the anticipated data from the LHC and the ILC are carried out and documented in Ref. [1134, 1135].

Using the “master code” we will present a few showcases for a global χ^2 fit using a *simplified* version of the MSSM. The fit considers the following parameters: M_A (the CP-odd Higgs boson mass), $\tan \beta$ (the ratio of the two vacuum expectation values), $M_{\tilde{q}, \tilde{l}}$ (a common diagonal soft SUSY-breaking parameter for squark and sleptons, respectively), A (a common trilinear Higgs-sfermion coupling), μ (the Higgs mixing parameter), M_1 and M_2 (the soft SUSY-breaking parameters in the chargino/neutralino sector) and $m_{\tilde{g}} = M_3$ (the gluino mass). All parameters are assumed to be real. Some further simplifying restrictions are applied: For the parameter μ we require $|\mu| > M_2$. This ad-hoc Ansatz is fully sufficient for our illustrative studies but in the future it will be replaced with a more sophisticated treatment of the parameters and of the experimentally excluded phase space regions (e.g. sparticle mass limits, etc.) In addition the Ansatz assumes $M_{\tilde{l}} = a_{\tilde{q}, \tilde{l}} \times M_{\tilde{q}}$ as well as fixed values for M_1, M_2 , and M_3 . The initially assumed values of $a_{\tilde{q}, \tilde{l}} = 0.5$, $M_2 = 200 \text{ GeV}$, $M_3 = 300 \text{ GeV}$ and $M_1 = M_2/2$ are later varied within reasonable ranges to evaluate the systematic impact of the assumption on the final results.

The χ^2 is defined as:

$$\chi^2 = \sum_i^{N_{\text{const.}}} \frac{(\text{Const.}_i - \text{Pred.}_i(\text{MSSM}))^2}{\Delta \text{Const.}^2 + \Delta \text{Pred.}^2} \quad (233)$$

where Const._i represents the measured values (constraints) and Pred._i defines the MSSM parameter dependent predictions of a given constraint. These predictions are obtained from the “master code”.

They depend on SM parameters like m_t , m_b and α_s . Some of these parameters still exhibit significant uncertainties which need to be taken into account in the fit procedure. In a simple χ^2 approach it is straightforward to include these parametric uncertainties as fit parameters with penalty constraints. For our study the uncertainty of the top quark mass was found to be by far the dominating parametric uncertainty. The required minimization of the χ^2 is carried out by the well known and very reliable fit package Minuit [1128].

In the following section we present some illustrative showcases that utilize this global χ^2 fit to extract quantitative results. However, these studies are mainly meant to demonstrate the potential and usefulness of “external” constraints for the interpretation of forthcoming discoveries and for the corresponding model parameter extraction.

5.3.3.1 Scan in the lightest Higgs-boson mass M_h

One of the most important predictions of the MSSM is the existence of a light neutral Higgs boson with $M_h \leq 135$ GeV [199, 200]. This upper limit together with the lower limit obtained at LEP, $M_h^{\text{direct}} \geq 114.4$ GeV [1103, 1108]¹⁹ represent a tight constraint on the remaining allowed parameter space of the MSSM. In the MSSM (with the simplifications explained above), M_h depends mainly on the average squark mass $M_{\tilde{q}}$, the Higgs mixing parameter μ , the tri-linear Higgs-squark coupling A , and $\tan \beta$. However, these parameters are also important for the predictions of low-energy and electroweak observables in the MSSM. Therefore, a global fit using the constraints listed in Table 63 not only allows a consistent extraction of the important MSSM parameters but will also provide a prediction for the most probable light Higgs boson mass M_h in the MSSM. A convenient way to illustrate the sensitivity of these parameters to M_h is a scan of the preferred parameter space as a function of this variable. For this procedure the global χ^2 fit is performed repeatedly each time with a different value for the M_h constraint. Therefore, the extracted set of MSSM parameters for each individual fit correspond to the preferred parameter space for a given value of M_h . While all M_h scan values below the lower limit of $M_h^{\text{direct}} > 114.4$ GeV are already excluded by experiment, it is nevertheless interesting to see the results of the M_h scan over the entire parameter space (i.e. also for M_h values $\lesssim 115$ GeV). For that reason the lower M_h limit from the direct search at LEP has not been included in the χ^2 fit.

5.3.3.2 M_h scan using today’s constraint values and errors

Fig. 81 shows the results of the M_h scan using the constraint values listed in Table 63. Since these values represent today’s best knowledge of these observables, this result provides a first estimate of how low-energy and electroweak measurements constrain the MSSM parameter space. In the following we will refer to this scan result as *today’s M_h scan*.

It is important to note that the $M_h \approx [110, 125]$ GeV region seems to be preferred by the χ^2 scan. On the one hand, all M_h values in this distinguished region of minimal χ^2 are almost equally likely. On the other hand, values outside this window (i.e. < 110 GeV or > 125 GeV) are clearly disfavoured by the low-energy and electroweak constraints. This is an interesting observation suggesting that today’s low-energy and electroweak data prefer a light MSSM Higgs boson with a mass significantly higher than the most probable value for the SM Higgs boson. For comparison, the current preferred value from the general electroweak fit is $M_h^{\text{SM}} \approx 80$ GeV [1136–1138].

In order to qualitatively estimate the systematic impact of the assumed parameter values ($M_2 = 200$ GeV, $M_3 = 300$ GeV and $a_{\tilde{q},\tilde{l}} = 0.5$) on the scan results, a variation of the parameter values within reasonable ranges has been carried out. Fig. 81 shows the results of two of these cross checks: the blue-dashed line corresponds to the parameter setting $M_2 = 200$ GeV, $M_3 = 300$ GeV and $a_{\tilde{q},\tilde{l}} = 0.33$, while the green-dashed line uses $M_2 = 300$ GeV, $M_3 = 500$ GeV and $a_{\tilde{q},\tilde{l}} = 0.5$. The observed

¹⁹It is possible that the current lower limit could be even further improved before the LHC will start data taking in 2008 by the currently running Tevatron experiments CDF and D0.

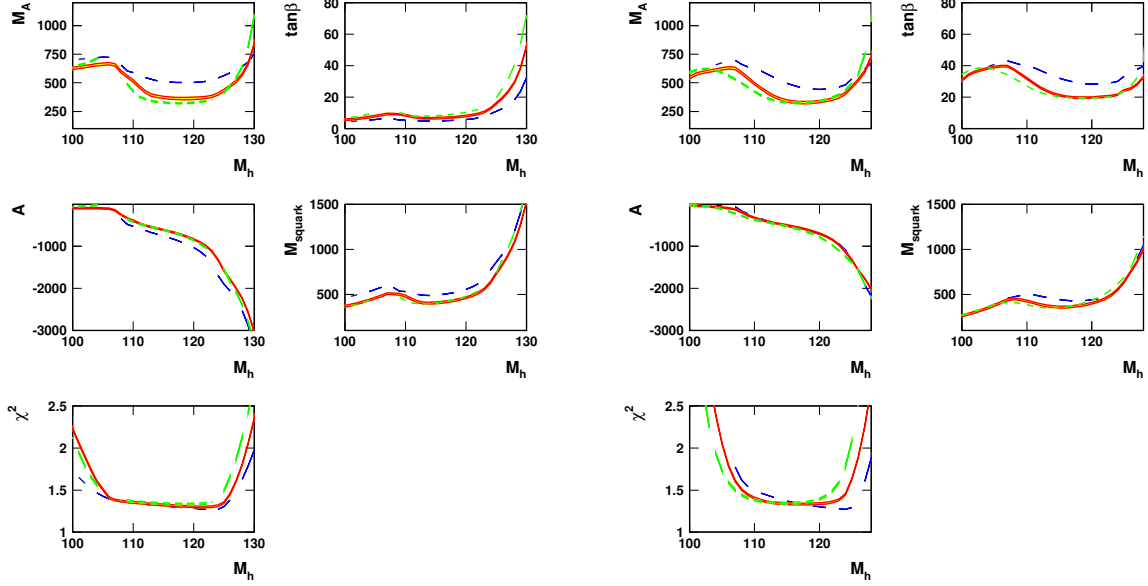


Fig. 81: This figure shows the result of the extracted MSSM fit parameters and the corresponding χ^2 distribution (lower right plot in each case) for the two scan scenarios: *today's M_h scan* (left five plots) and *2009-EW-LowE M_h scan* (right five plots). Each plot shows three scan results where the full-red curve corresponds to the default assumptions of $M_2 = 200$ GeV, $M_3 = 300$ GeV and $a_{\tilde{q},\tilde{l}} = 0.5$. The blue-dashed line (large dash) changes $a_{\tilde{q},\tilde{l}} = 0.33$ with respect to the default setting, while the green-dashed line (small dash) modifies $M_2 = 300$ GeV, $M_3 = 500$ GeV with respect to the default setting.

variation is rather small indicating that the general conclusions are not strongly affected by the assumed parameter setting of these quantities. In particular the preferred minimal χ^2 region of M_h remains almost unchanged.

The overall χ^2 minimum of *today's M_h scan* is at $M_h \approx 123$ GeV and the preferred values of the important MSSM parameters are $M_A \approx 400$ GeV, $\tan \beta \approx 10$, $A \approx -1000$ GeV, and $M_{\tilde{q}} \approx 500$ GeV. These values are qualitatively compatible with the range of “allowed” MSSM parameter space reported in section 5.3.2. The fact that *today's M_h scan* prefers somewhat lower values for $\tan \beta$ and $M_{\tilde{q}}$ is mainly explained by the change in the experimental Belle result of $R_{\text{BR}_{b \rightarrow \tau \nu}}$ from 0.7 ± 0.3 to 1.125 ± 0.52 [323]. Using 0.7 ± 0.3 instead of the other more recent (corrected) value yields $\tan \beta \approx 30$, $M_{\tilde{q}} \approx 700$ GeV, and $A \approx -1500$ GeV but does not change the general conclusion of the results (e.g. the preferred M_h range remains the same).

Fig. 82 shows a comparison of the predicted constraint values and their corresponding measurements obtained from *today's M_h scan*. The measurements and their errors are also listed in Table 63. In general, good agreement between prediction and measurement is observed in the preferred minimal χ^2 region of $M_h \approx [110, 125]$ GeV. The fact that the χ^2 scan prefers a prediction of $R_{\Delta M_s}$ very close to unity is explained by (1) the already rather tight limit on $\text{BR}(B_s \rightarrow \mu^+ \mu^-) < 8 \times 10^{-8}$ and (2) the large value of $R_{\text{BR}_{b \rightarrow \tau \nu}}$. Both constraints prefer low values of $\tan \beta$ and thus result in a prediction of $R_{\Delta M_s} \approx 1$. However, today's experimental value is still within one sigma compatible with this prediction.

Another interesting observation is the prediction of $\text{BR}(B_s \rightarrow \mu^+ \mu^-)$. Although the constraint used for this quantity allows values up to $\text{BR}(B_s \rightarrow \mu^+ \mu^-) < 8 \times 10^{-8}$, the scan predicts (in the interesting M_h region) an almost constant value of $\text{BR}(B_s \rightarrow \mu^+ \mu^-) \approx [3.0 - 4.0] \times 10^{-9}$. This

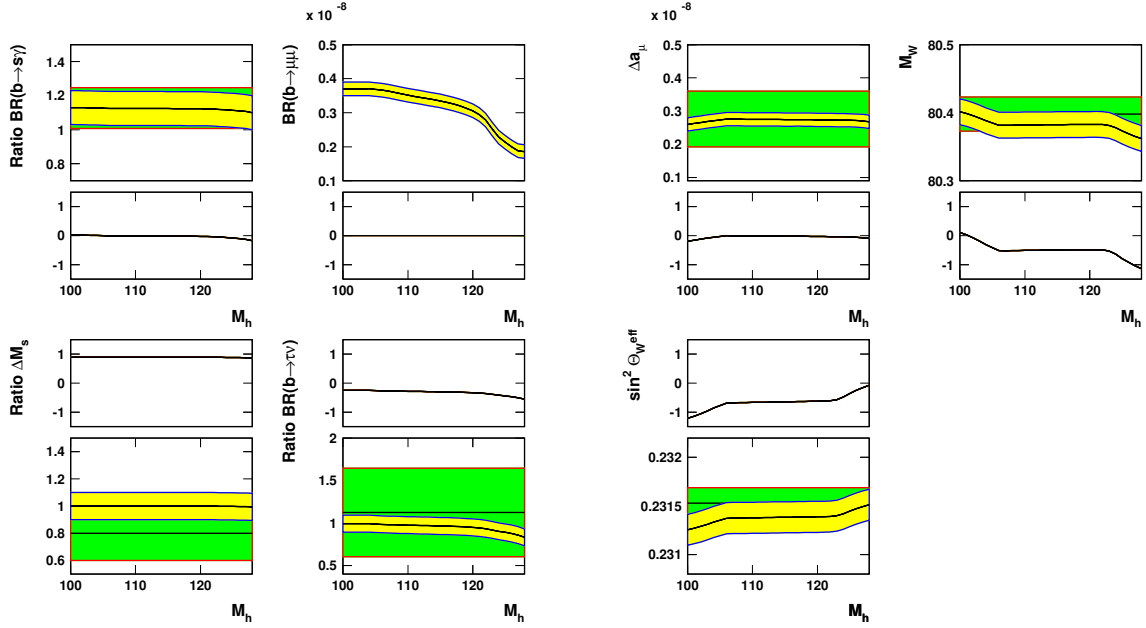


Fig. 82: This figure shows a comparison of the predicted constraint values (yellow band) and their corresponding measurements (constant green band) obtained from *today's* M_h scan. All plots show a comparison of prediction versus measurement (plots with bands) as well as their corresponding pull contributions $\frac{Const._i - Pred._i(MSSM)}{\sqrt{\Delta Const.^2 + \Delta Pred.^2}}$ to the overall χ^2 .

Observable	Constraint	theo. error
$R_{BR_{b \rightarrow s\gamma}}$	1.127 ± 0.1	0.1
$R_{\Delta M_s}$	0.8 ± 0.2	0.1
$BR_{b \rightarrow \mu\mu}$	$(3.5 \pm 0.35) \times 10^{-8}$	2×10^{-9}
$R_{BR_{b \rightarrow \tau\nu}}$	0.8 ± 0.2	0.1
Δa_μ	$(27.6 \pm 8.4) \times 10^{-10}$	2.0×10^{-10}
M_W^{SUSY}	$80.392 \pm 0.020 \text{ GeV}$	0.020 GeV
$\sin^2 \theta_W^{\text{SUSY}}$	0.23153 ± 0.00016	0.00016
$M_h^{\text{light}}(\text{SUSY})$	$> 114.4 \text{ GeV}$	3.0 GeV

Table 64: Assumed constraint values and errors for the *2009-EW-LowE* scenario.

is an interesting observation because this value coincides well with the standard model prediction of $BR(B_s \rightarrow \mu^+ \mu^-)^{\text{SM}} \approx 3.5 \times 10^{-9}$. This might suggest that the current low-energy and electroweak data prefer a value of $BR(B_s \rightarrow \mu^+ \mu^-)$ close to its SM prediction. It will be interesting to see whether the soon forthcoming combined result of $R_{BR_{b \rightarrow \tau\nu}}$ from BABAR and Belle will confirm this trend. If this is the case spectacular effects from new (MSSM) physics contributions seem rather unlikely for $B_s \rightarrow \mu^+ \mu^-$.

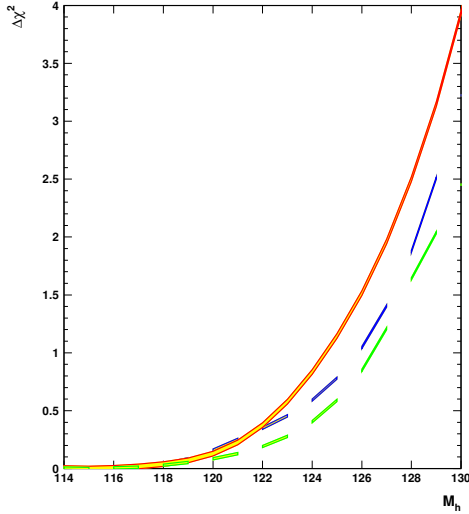


Fig. 83: $\Delta\chi^2$ distribution for scenario $LHC-M_{\bar{q}}-M_A$ (red curve), $LHC-M_{\bar{q}}$ (blue dashed curve), and $2009-EW-LowE$ (green dashed curve). All curves are evaluated with an assumed error of $\Delta M_h = 3$ GeV.

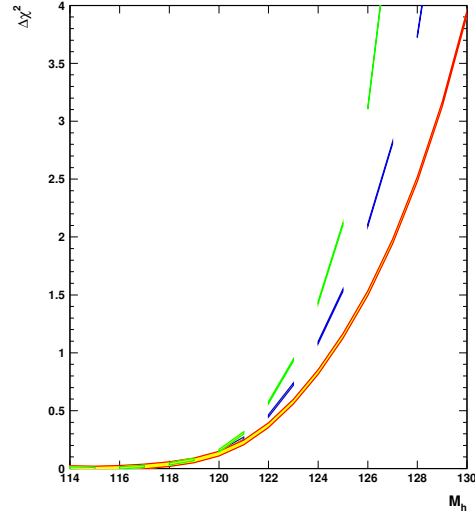


Fig. 84: $\Delta\chi^2$ distribution for scenario $LHC-M_{\bar{q}}-M_A$ testing the hypothesis that a discovered light higgs boson candidate with a mass error of: $\Delta M_h = 3$ GeV (red curve), 2 GeV (blue dashed curve), and 1 GeV (green dashed curve) is compatible with the MSSM.

5.3.3.3 Interpretation of potential LHC discoveries

The LHC will start collecting physics data in 2008. For that reason, the first results are not expected before early 2009. In the meantime, however, it is likely that most of the considered low-energy and electroweak constraints will further improve. Therefore, in 2009 it will be possible to even more strongly restrict the allowed MSSM parameter space. Table 64 lists the assumed constraint values that might be achieved by this time period. The assumed values and errors are only chosen for illustrative purposes. The sole intention of this study is to demonstrate the potential of low-energy and electroweak data to constrain the parameter space of new physics and to eventually provide guidance for the interpretation of potential new physics discoveries at the LHC. Fig. 81 (five plots on the right) shows the results of the χ^2 scan using the constraints listed in Table 64. In the following, we refer to these results as *2009-EW-LowE M_h scan*. Similar to the results from the *today's M_h scan*, the general results and conclusions of this study are largely unaffected by the variation of the assumed values for M_2 , M_3 and $a_{\bar{q},\bar{l}}$. As shown in Fig. 81 the χ^2 preferred M_h region becomes even more pronounced. Hence, the allowed MSSM parameters space is further reduced. In particular this information will become very useful in the case of LHC discoveries and their corresponding interpretation. In order to illustrate this property we define a few hypothetical scenarios:

– *2009-EW-LowE:*

This scenario includes only the observables listed in Table 64. The overall χ^2 minima for this scenario is achieved for $M_A \approx 350$ GeV, $\tan\beta \approx 22$, $\mu \approx 5$ GeV, $A \approx -450$ GeV, and $M_{\bar{q}} \approx 350$ GeV. The corresponding prediction of the light MSSM Higgs boson mass is $M_h \approx 115$ GeV.

– *LHC- $M_{\bar{q}}$:*

This scenario includes *2009-EW-LowE* and additionally assumes that the relevant squark mass²⁰

²⁰For example this could be achieved by a determination of the stop mass. In particular this mass is important for the determination of the lightest Higgs boson mass M_h in the MSSM.

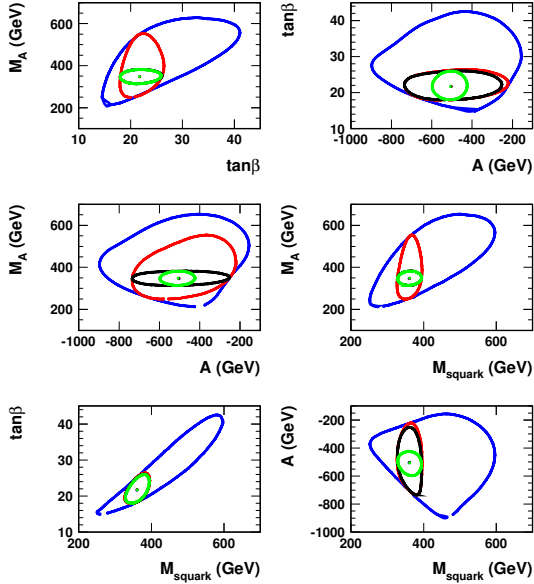


Fig. 85: This figure shows the $\Delta\chi^2 = 1$ contours of the four scenarios: *2009-EW-LowE* (blue contour), *LHC- $M_{\bar{q}}$* (red contour), *LHC- $M_{\bar{q}}-M_A$* (black contour), and *LHC- $M_{\bar{q}}-M_A-M_h$* (green contour).

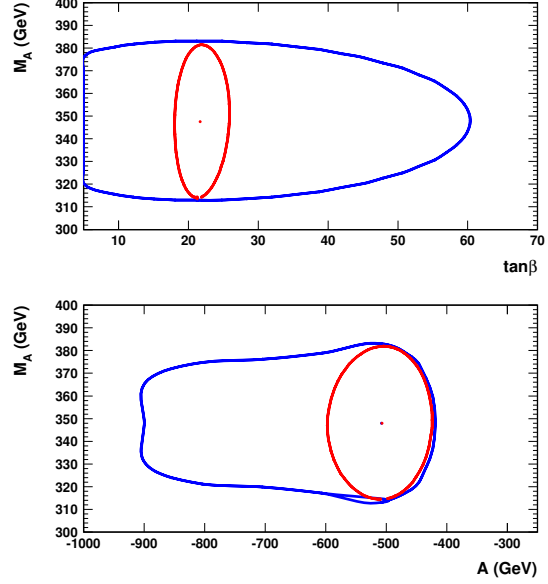


Fig. 86: The red contour corresponds to scenario *LHC- $M_{\bar{q}}-M_A-M_h$* that includes the low-energy and electroweak constraints, while the blue contour makes the same assumptions about the assumed LHC discoveries, but does not include any external constraints.

$M_{\bar{q}}$ is known at the level of 10%. To be consistent with *2009-EW-LowE*, we therefore define: $M_{\bar{q}} = 350 \pm 35$ GeV.

– *LHC- $M_{\bar{q}}-M_A$* :

This scenario includes *LHC- $M_{\bar{q}}$* and additionally assumes that the mass of M_{AH^\pm} is known to 10%. To be consistent with *2009-EW-LowE*, we therefore define: $M_A = 355 \pm 35$ GeV.

– *LHC- $M_{\bar{q}}-M_A-M_h$* :

This scenario includes *LHC- $M_{\bar{q}}-M_A$* and additionally assumes that the mass of M_h is measured with a 3 GeV error. To be consistent with *2009-EW-LowE*, we therefore define: $M_h = 115 \pm 3$ GeV.

Fig. 87 shows the results of the M_h scan for the scenario *2009-EW-LowE* and the scenario *LHC- $M_{\bar{q}}-M_A$* . As expected, the χ^2 allowed region of M_h is reduced to a small window by including the additional information of $M_A = 355 \pm 35$ GeV and $M_{\bar{q}} = 350 \pm 35$ GeV. This information can, for example, be utilized to test the consistency of a discovered light Higgs boson candidate with:

- other discoveries of MSSM particle candidates (in our case squark and heavy Higgs candidates),
- low-energy and electroweak constraints.

Assuming that a light Higgs boson candidate has been observed and that its mass is measured with an error of $\Delta M_h = \pm 3$ GeV, Fig. 84 shows the $\Delta\chi^2$ distributions for the scenario *2009-EW-LowE* (green small-dashed line), *LHC- $M_{\bar{q}}$* (blue large-ashed line) and, *LHC- $M_{\bar{q}}-M_A$* (red full line).

As defined above, all scenarios correspond to one MSSM parameter set that has a χ^2 minimum for $M_h \approx 115$ GeV. The $\Delta\chi^2$, and therefore also the exclusion limits, are defined with respect to this

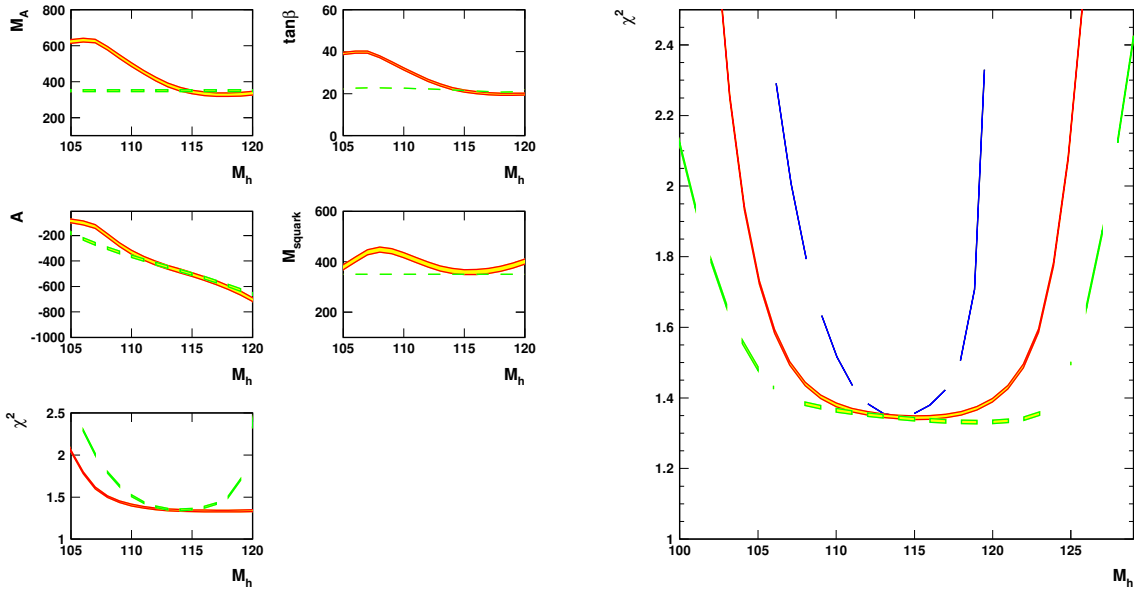


Fig. 87: This figure shows the result of the extracted MSSM fit parameter and the corresponding χ^2 distribution for the three scenarios: *2009-EW-LowE M_h scan* (full-red curve), *2009-EW-LowE day's M_h scan* (green-small-dashed curve), and *LHC- M_h scan* (full-red curve) and *LHC- $M_{\tilde{q}}-M_A-M_h$ scan* (blue-large-dashed curve) (green-dashed curve).

MSSM parameter set. For the most constraining scenario, all masses above ≈ 130 GeV are excluded at 95% CL. Therefore, in this hypothetical case M_h must be below 130 GeV in order to be compatible with the other observed LHC discoveries as well as with the low-energy and electroweak constraints. A discovery of a lightest Higgs boson with a mass above 130 GeV would rule out the MSSM at 95% CL. It is clear that the exclusion limit depends on the assumed error for M_h . For scenario *LHC- $M_{\tilde{q}}-M_A$* , Fig. 83 compares the results for $\Delta M_h = \pm 3$, $\Delta M_h = \pm 2$, and $\Delta M_h = \pm 1$. With an assumed error of 2 GeV, the 95% CL exclusion limit would be around $M_h \approx 128$ GeV, while for a 1 GeV error it would be as stringent as $M_h \approx 126$ GeV.

Therefore, together with the discoveries of a stop candidate and a heavy Higgs candidate, the consistency of a measured light Higgs candidate within the MSSM hypothesis can be tested. It should be noted that without the use of low-energy and electroweak constraints, this consistency test would be much weaker. For example the three LHC discoveries alone will not significantly constrain the important MSSM parameters $\tan\beta$ and A . This feature is clearly demonstrated in Fig. 86. Without the inclusion of the low-energy and electroweak constraints, the parameters $\tan\beta$ and A are much less determined. Thus, the overall sensitivity of the consistency test is significantly worse.

Another way to illustrate the potential of external constraints for the interpretation of new physics discoveries and the eventual extraction of the model parameters is shown in Fig. 85 which displays the $\Delta\chi^2 = 1$ contours of the four different scenarios for various parameter combinations. Although *2009-EW-LowE* (blue contour) only utilizes indirect constraints (i.e. no direct measurement of new physics quantities) the MSSM parameter space is already rather restricted. Adding $M_{\tilde{q}} = 350 \pm 35$ GeV (red contour) in particular helps to further constrain $\tan\beta$ and to some extent also M_A , while measuring also the heavy (black contour) and also the light Higgs boson mass (green contour) will restrict the allowed range for A rather significantly. Also here the use of the external low-energy and electroweak constraints

is essential to determine the important MSSM parameters $\tan\beta$ and A .

5.3.3.4 *Outlook*

In order to fully exploit this interesting potential, it will be important to extend the “master code” by adding additional calculations such as extra low-energy observables, as well as, potentially, constraints from cosmology data (see [1100]). This will eventually yield an important tool for the comprehensive interpretation of future new physics discoveries.

-

5.4 Discrimination between new physics scenarios

At present, the SM gives a fully consistent description of all experimental data in the flavour sector, apart from a few, not yet statistically significant deviations. This means that flavour physics can at present only rule out models that produce too large deviations from the SM; in practice, this means giving an upper bound on new sources of flavour and CP violation for a fixed NP scale, or giving a lower bound on the NP scale for fixed values of the NP flavour parameters. As discussed in Sec. 5.1, this gives us hints on the flavour structure of NP models with new particles up to the TeV range. However, to fully exploit the constraining power of flavour physics, additional (external) information on the spectrum of new particles must be provided. First examples of the combination of flavour and high- p_T information have been presented in Sec. 5.3, and there is increasing activity in this direction.

Acknowledgements

This work was supported in part by the National Science Foundation, the Natural Sciences and Engineering Council of Canada and the DFG cluster of excellence Origin and Structure of the Universe (www.universe-cluster.de), Germany. J.L.R. was supported by the United States Department of Energy through Grant No. DE FG02 90ER40560. A.A.P. was supported in part by the U.S. National Science Foundation CAREER Award PHY-0547794 and by the U.S. Department of Energy under Contract DE-FG02-96ER41005.

The authors of this report thank all further participants in this workshop series for their presentations during the five workshop meetings, for contributing to the discussions, and for useful comments.

References

- [1] R. Fleischer, G. Isidori and J. Matias, *JHEP* **0305** (2003) 053 [hep-ph/0302229].
- [2] J. M. Soares and L. Wolfenstein, *Phys. Rev. D* **47**, 1021 (1993).
- [3] N. G. Deshpande, B. Dutta and S. Oh, *Phys. Rev. Lett.* **77**, 4499 (1996) [hep-ph/9608231].
- [4] J. P. Silva and L. Wolfenstein, *Phys. Rev. D* **55**, 5331 (1997) [hep-ph/9610208].
- [5] A. G. Cohen, D. B. Kaplan, F. Lepeintre and A. E. Nelson, *Phys. Rev. Lett.* **78**, 2300 (1997) [hep-ph/9610252].
- [6] Y. Grossman, Y. Nir and M. P. Worah, *Phys. Lett. B* **407**, 307 (1997) [hep-ph/9704287].
- [7] M. Bona *et al.* [UTfit Collaboration, <http://www.utfit.org>], *Phys. Rev. Lett.* **97** (2006) 151803 [hep-ph/0605213].
- [8] J. Charles *et al.* [CKMfitter Group, <http://ckmfitter.in2p3.fr>], *Eur. Phys. J. C* **41** (2005) 1, [hep-ph/0406184].
- [9] M. Bona *et al.* [UTfit Collaboration], arXiv:0707.0636 [hep-ph].
- [10] G. D'Ambrosio, G. F. Giudice, G. Isidori and A. Strumia, *Nucl. Phys. B* **645**, 155 (2002) [hep-ph/0207036].
- [11] R. S. Chivukula and H. Georgi, *Phys. Lett. B* **188**, 99 (1987).
- [12] A. J. Buras, P. Gambino, M. Gorbahn, S. Jager and L. Silvestrini, *Phys. Lett. B* **500** (2001) 161 [hep-ph/0007085].
- [13] A. Ali and D. London, *Eur. Phys. J. C* **9**, 687 (1999) [hep-ph/9903535].
- [14] A. Bartl, T. Gajdosik, E. Lunghi, A. Masiero, W. Porod, H. Stremnitzer and O. Vives, *Phys. Rev. D* **64**, 076009 (2001) [hep-ph/0103324].
- [15] S. Laplace, Z. Ligeti, Y. Nir and G. Perez, *Phys. Rev. D* **65**, 094040 (2002) [hep-ph/0202010].
- [16] A. J. Buras, *Acta Phys. Polon. B* **34**, 5615 (2003) [hep-ph/0310208].
- [17] A. J. Buras, A. Poschenrieder, M. Spranger and A. Weiler, *Nucl. Phys. B* **678**, 455 (2004) [hep-ph/0306158].
- [18] K. Agashe, M. Papucci, G. Perez and D. Pirjol, hep-ph/0509117.
- [19] T. Feldmann and T. Mannel, *JHEP* **0702**, 067 (2007) [hep-ph/0611095].
- [20] L. J. Hall, R. Rattazzi and U. Sarid, *Phys. Rev. D* **50**, 7048 (1994) [hep-ph/9306309].
- [21] T. Blazek, S. Raby and S. Pokorski, *Phys. Rev. D* **52**, 4151 (1995) [hep-ph/9504364].
- [22] M. Carena, D. Garcia, U. Nierste and C. E. M. Wagner, *Nucl. Phys. B* **577** (2000) 88 [arXiv:hep-ph/9912516].
- [23] G. Degrandi, P. Gambino and G. F. Giudice, *JHEP* **0012** (2000) 009 [arXiv:hep-ph/0009337].
- [24] M. Carena, D. Garcia, U. Nierste and C. E. M. Wagner, *Phys. Lett. B* **499** (2001) 141 [arXiv:hep-ph/0010003].
- [25] C. Hamzaoui, M. Pospelov and M. Toharia, *Phys. Rev. D* **59**, 095005 (1999) [hep-ph/9807350].
- [26] S. R. Choudhury and N. Gaur, *Phys. Lett. B* **451** (1999) 86 [arXiv:hep-ph/9810307].
- [27] K. S. Babu and C. F. Kolda, *Phys. Rev. Lett.* **84**, 228 (2000) [hep-ph/9909476].
- [28] G. Isidori and A. Retico, *JHEP* **0111**, 001 (2001) [hep-ph/0110121].
- [29] A. J. Buras, P. H. Chankowski, J. Rosiek and L. Slawianowska, *Nucl. Phys. B* **659** (2003) 3 [arXiv:hep-ph/0210145].
- [30] A. J. Buras, P. H. Chankowski, J. Rosiek and L. Slawianowska, *Phys. Lett. B* **546** (2002) 96 [arXiv:hep-ph/0207241].
- [31] W. S. Hou, *Phys. Rev. D* **48**, 2342 (1993).
- [32] G. Isidori and P. Paradisi, *Phys. Lett. B* **639**, 499 (2006) [hep-ph/0605012].
- [33] E. Lunghi, W. Porod and O. Vives, *Phys. Rev. D* **74**, 075003 (2006) [hep-ph/0605177].

- [34] G. Isidori, F. Mescia, P. Paradisi and D. Temes, hep-ph/0703035.
- [35] B. Grinstein, V. Cirigliano, G. Isidori and M. B. Wise, Nucl. Phys. B **763** (2007) 35 [hep-ph/0608123].
- [36] V. Cirigliano, B. Grinstein, G. Isidori and M. B. Wise, Nucl. Phys. B **728**, 121 (2005) [hep-ph/0507001].
- [37] M. Grassi [MEG Collaboration], Nucl. Phys. Proc. Suppl. **149**, 369 (2005).
- [38] L. J. Hall and L. Randall, Phys. Rev. Lett. **65**, 2939 (1990).
- [39] M. Dine and A. E. Nelson, Phys. Rev. D **48**, 1277 (1993) [hep-ph/9303230].
- [40] M. Dine, A. E. Nelson and Y. Shirman, Phys. Rev. D **51**, 1362 (1995) [hep-ph/9408384].
- [41] G. F. Giudice and R. Rattazzi, Phys. Rept. **322**, 419 (1999) [hep-ph/9801271].
- [42] W. Altmannshofer, A. J. Buras and D. Guadagnoli, hep-ph/0703200.
- [43] J. R. Ellis and D. V. Nanopoulos, Phys. Lett. B **110** (1982) 44.
- [44] R. Barbieri and R. Gatto, Phys. Lett. B **110** (1982) 211.
- [45] M. Dine, W. Fischler and M. Srednicki, Nucl. Phys. B **189** (1981) 575.
- [46] S. Dimopoulos and S. Raby, Nucl. Phys. B **192** (1981) 353.
- [47] M. Dine and W. Fischler, Phys. Lett. B **110** (1982) 227.
- [48] M. Dine and M. Srednicki, Nucl. Phys. B **202** (1982) 238.
- [49] M. Dine and W. Fischler, Nucl. Phys. B **204** (1982) 346.
- [50] L. Alvarez-Gaume, M. Claudson and M. B. Wise, Nucl. Phys. B **207** (1982) 96.
- [51] C. R. Nappi and B. A. Ovrut, Phys. Lett. B **113** (1982) 175.
- [52] S. Dimopoulos and S. Raby, Nucl. Phys. B **219** (1983) 479.
- [53] M. Dine, A. E. Nelson, Y. Nir and Y. Shirman, Phys. Rev. D **53** (1996) 2658 [arXiv:hep-ph/9507378].
- [54] E. Poppitz and S. P. Trivedi, Phys. Rev. D **55** (1997) 5508 [arXiv:hep-ph/9609529].
- [55] N. Arkani-Hamed, J. March-Russell and H. Murayama, Nucl. Phys. B **509** (1998) 3 [arXiv:hep-ph/9701286].
- [56] H. Murayama, Phys. Rev. Lett. **79** (1997) 18 [arXiv:hep-ph/9705271].
- [57] S. Dimopoulos, G. R. Dvali, R. Rattazzi and G. F. Giudice, Nucl. Phys. B **510** (1998) 12 [arXiv:hep-ph/9705307].
- [58] S. Dimopoulos, G. R. Dvali and R. Rattazzi, Phys. Lett. B **413** (1997) 336 [arXiv:hep-ph/9707537].
- [59] M. A. Luty, Phys. Lett. B **414** (1997) 71 [arXiv:hep-ph/9706554].
- [60] T. Hotta, K. I. Izawa and T. Yanagida, Phys. Rev. D **55** (1997) 415 [arXiv:hep-ph/9606203].
- [61] L. Randall, Nucl. Phys. B **495** (1997) 37 [arXiv:hep-ph/9612426].
- [62] Y. Shadmi, Phys. Lett. B **405** (1997) 99 [arXiv:hep-ph/9703312].
- [63] N. Haba, N. Maru and T. Matsuoka, Phys. Rev. D **56** (1997) 4207 [arXiv:hep-ph/9703250].
- [64] C. Csaki, L. Randall and W. Skiba, Phys. Rev. D **57** (1998) 383 [arXiv:hep-ph/9707386].
- [65] Y. Shirman, Phys. Lett. B **417** (1998) 281 [arXiv:hep-ph/9709383].
- [66] P. Langacker, N. Polonsky and J. Wang, Phys. Rev. D **60** (1999) 115005 [arXiv:hep-ph/9905252].
- [67] K. S. Babu and Y. Mimura, arXiv:hep-ph/0101046.
- [68] A. Delgado, G. F. Giudice and P. Slavich, arXiv:0706.3873 [hep-ph].
- [69] M. Ciuchini, A. Masiero, L. Silvestrini, S. K. Vempati and O. Vives, Phys. Rev. Lett. **92** (2004) 071801 [arXiv:hep-ph/0307191].
- [70] M. Ciuchini, A. Masiero, P. Paradisi, L. Silvestrini, S. K. Vempati and O. Vives, arXiv:hep-ph/0702144.

- [71] M. Albrecht, W. Altmannshofer, A. J. Buras, D. Guadagnoli and D. M. Straub, arXiv:0707.3954 [hep-ph].
- [72] S. Weinberg, Phys. Rev. D **26** (1982) 287.
- [73] N. Sakai and T. Yanagida, Nucl. Phys. B **197** (1982) 533.
- [74] A. Y. Smirnov and F. Vissani, Phys. Lett. B **380** (1996) 317 [arXiv:hep-ph/9601387].
- [75] C. S. Aulakh and R. N. Mohapatra, Phys. Lett. B **119** (1982) 136.
- [76] L. J. Hall and M. Suzuki, Nucl. Phys. B **231** (1984) 419.
- [77] I. H. Lee, Nucl. Phys. B **246** (1984) 120.
- [78] J. R. Ellis, G. Gelmini, C. Jarlskog, G. G. Ross and J. W. F. Valle, Phys. Lett. B **150** (1985) 142.
- [79] L. E. Ibanez and G. G. Ross, Nucl. Phys. B **368** (1992) 3.
- [80] V. D. Barger, G. F. Giudice and T. Han, Phys. Rev. D **40** (1989) 2987.
- [81] K. Enqvist, A. Masiero and A. Riotto, Nucl. Phys. B **373** (1992) 95.
- [82] M. Misiak, S. Pokorski and J. Rosiek, Adv. Ser. Direct. High Energy Phys. **15** (1998) 795 [arXiv:hep-ph/9703442].
- [83] M. Ciuchini, G. Degrassi, P. Gambino and G. F. Giudice, Nucl. Phys. B **527** (1998) 21 [arXiv:hep-ph/9710335].
- [84] M. Ciuchini, G. Degrassi, P. Gambino and G. F. Giudice, Nucl. Phys. B **534** (1998) 3 [arXiv:hep-ph/9806308].
- [85] A. Freitas, E. Gasser and U. Haisch, arXiv:hep-ph/0702267.
- [86] A. J. Buras, P. Gambino, M. Gorbahn, S. Jager and L. Silvestrini, Nucl. Phys. B **592** (2001) 55 [arXiv:hep-ph/0007313].
- [87] R. Barbieri, L. J. Hall and A. Strumia, Nucl. Phys. B **449** (1995) 437 [arXiv:hep-ph/9504373].
- [88] L. Silvestrini, arXiv:0705.1624 [hep-ph].
- [89] M. Dugan, B. Grinstein and L. J. Hall, Nucl. Phys. B **255** (1985) 413.
- [90] S. Dimopoulos and S. D. Thomas, Nucl. Phys. B **465** (1996) 23 [arXiv:hep-ph/9510220].
- [91] M. J. Duncan and J. Trampetic, Phys. Lett. B **134** (1984) 439.
- [92] E. Franco and M. L. Mangano, Phys. Lett. B **135** (1984) 445.
- [93] J. M. Gerard, W. Grimus, A. Raychaudhuri and G. Zoupanos, Phys. Lett. B **140** (1984) 349.
- [94] J. M. Gerard, W. Grimus, A. Masiero, D. V. Nanopoulos and A. Raychaudhuri, Phys. Lett. B **141** (1984) 79.
- [95] J. M. Gerard, W. Grimus, A. Masiero, D. V. Nanopoulos and A. Raychaudhuri, Nucl. Phys. B **253** (1985) 93.
- [96] P. Langacker and B. Sathiapalan, Phys. Lett. B **144** (1984) 401.
- [97] L. J. Hall, V. A. Kostelecky and S. Raby, Nucl. Phys. B **267** (1986) 415.
- [98] M. J. Duncan, Nucl. Phys. B **221** (1983) 285.
- [99] J. F. Donoghue, H. P. Nilles and D. Wyler, Phys. Lett. B **128** (1983) 55.
- [100] A. Bouquet, J. Kaplan and C. A. Savoy, Phys. Lett. B **148** (1984) 69.
- [101] F. Gabbiani and A. Masiero, Nucl. Phys. B **322** (1989) 235.
- [102] J. S. Hagelin, S. Kelley and T. Tanaka, Nucl. Phys. B **415** (1994) 293.
- [103] E. Gabrielli, A. Masiero and L. Silvestrini, Phys. Lett. B **374** (1996) 80 [arXiv:hep-ph/9509379].
- [104] F. Gabbiani, E. Gabrielli, A. Masiero and L. Silvestrini, Nucl. Phys. B **477** (1996) 321 [arXiv:hep-ph/9604387].
- [105] D. Becirevic *et al.*, Nucl. Phys. B **634**, 105 (2002) [arXiv:hep-ph/0112303].
- [106] M. Ciuchini *et al.*, JHEP **9810**, 008 (1998) [arXiv:hep-ph/9808328].
- [107] M. Ciuchini, E. Franco, A. Masiero and L. Silvestrini, Phys. Rev. D **67**, 075016 (2003) [Erratum-

- ibid. D **68**, 079901 (2003) [arXiv:hep-ph/0212397].
- [108] T. Besmer, C. Greub and T. Hurth, Nucl. Phys. B **609**, 359 (2001) [arXiv:hep-ph/0105292];
- [109] G. L. Kane, P. Ko, H. b. Wang, C. Kolda, J. h. Park and L. T. Wang, Phys. Rev. D **70**, 035015 (2004) [arXiv:hep-ph/0212092];
- [110] R. Harnik, D. T. Larson, H. Murayama and A. Pierce, Phys. Rev. D **69**, 094024 (2004) [arXiv:hep-ph/0212180];
- [111] K. i. Okumura and L. Roszkowski, JHEP **0310** (2003) 024 [arXiv:hep-ph/0308102].
- [112] J. Foster, K. i. Okumura and L. Roszkowski, Phys. Lett. B **609** (2005) 102 [arXiv:hep-ph/0410323].
- [113] J. Foster, K. i. Okumura and L. Roszkowski, JHEP **0508** (2005) 094 [hep-ph/0506146],
- [114] J. Foster, K. i. Okumura and L. Roszkowski, JHEP **0603** (2006) 044 [hep-ph/0510422].
- [115] J. Foster, K. Okumura and L. Roszkowski, Phys. Lett. B **641** (2006) 452 [arXiv:hep-ph/0604121].
- [116] M. Ciuchini and L. Silvestrini, Phys. Rev. Lett. **97** (2006) 021803 [arXiv:hep-ph/0603114].
- [117] M. Ciuchini, E. Franco, V. Lubicz, G. Martinelli, I. Scimemi and L. Silvestrini, Nucl. Phys. B **523**, 501 (1998) [arXiv:hep-ph/9711402].
- [118] M. Ciuchini, E. Franco, D. Guadagnoli, V. Lubicz, V. Porretti and L. Silvestrini, JHEP **0609**, 013 (2006) [arXiv:hep-ph/0606197].
- [119] W. M. Yao *et al.* [Particle Data Group], J. Phys. G **33**, 1 (2006).
- [120] M. Bona *et al.* [UTfit Collaboration], JHEP **0610**, 081 (2006) [arXiv:hep-ph/0606167].
- [121] S. Chen *et al.* [CLEO Collaboration], Phys. Rev. Lett. **87** (2001) 251807 [arXiv:hep-ex/0108032].
- [122] P. Koppenburg *et al.* [Belle Collaboration], Phys. Rev. Lett. **93** (2004) 061803 [arXiv:hep-ex/0403004].
- [123] B. Aubert *et al.* [BABAR Collaboration], Phys. Rev. D **72** (2005) 052004 [arXiv:hep-ex/0508004].
- [124] B. Aubert *et al.* [BABAR Collaboration], Phys. Rev. Lett. **93** (2004) 081802 [arXiv:hep-ex/0404006].
- [125] M. Iwasaki *et al.* [Belle Collaboration], Phys. Rev. D **72** (2005) 092005 [arXiv:hep-ex/0503044].
- [126] A. Abulencia *et al.* [CDF Collaboration], arXiv:hep-ex/0609040.
- [127] D. Becirevic, V. Gimenez, G. Martinelli, M. Papinutto and J. Reyes, JHEP **0204**, 025 (2002) [arXiv:hep-lat/0110091].
- [128] C. R. Allton *et al.*, Phys. Lett. B **453**, 30 (1999) [arXiv:hep-lat/9806016].
- [129] R. Babich, N. Garron, C. Hoelbling, J. Howard, L. Lellouch and C. Rebbi, Phys. Rev. D **74**, 073009 (2006) [arXiv:hep-lat/0605016].
- [130] Y. Nakamura *et al.* [CP-PACS Collaboration], arXiv:hep-lat/0610075.
- [131] A. J. Buras, G. Colangelo, G. Isidori, A. Romanino and L. Silvestrini, Nucl. Phys. B **566**, 3 (2000) [arXiv:hep-ph/9908371].
- [132] M. Ciuchini *et al.*, JHEP **0107**, 013 (2001) [arXiv:hep-ph/0012308].
- [133] N. Arkani-Hamed, A. G. Cohen and H. Georgi, Phys. Lett. B **513** (2001) 232 [arXiv:hep-ph/0105239].
- [134] D. E. Kaplan and M. Schmaltz, JHEP **0310** (2003) 039 [arXiv:hep-ph/0302049].
- [135] M. Schmaltz, JHEP **0408** (2004) 056 [arXiv:hep-ph/0407143].
- [136] N. Arkani-Hamed, A. G. Cohen, E. Katz, A. E. Nelson, T. Gregoire and J. G. Wacker, JHEP **0208** (2002) 021 [arXiv:hep-ph/0206020].
- [137] N. Arkani-Hamed, A. G. Cohen, E. Katz and A. E. Nelson, JHEP **0207** (2002) 034 [arXiv:hep-ph/0206021].

- [138] T. Han, H. E. Logan, B. McElrath and L. T. Wang, Phys. Rev. D **67** (2003) 095004 [arXiv:hep-ph/0301040].
- [139] C. Csaki, J. Hubisz, G. D. Kribs, P. Meade and J. Terning, Phys. Rev. D **67** (2003) 115002 [arXiv:hep-ph/0211124].
- [140] A. J. Buras, A. Poschenrieder and S. Uhlig, Nucl. Phys. B **716** (2005) 173 [arXiv:hep-ph/0410309].
- [141] A. J. Buras, A. Poschenrieder and S. Uhlig, arXiv:hep-ph/0501230.
- [142] A. J. Buras, A. Poschenrieder, S. Uhlig and W. A. Bardeen, JHEP **0611** (2006) 062 [arXiv:hep-ph/0607189].
- [143] S. R. Choudhury, N. Gaur, A. Goyal and N. Mahajan, Phys. Lett. B **601** (2004) 164 [arXiv:hep-ph/0407050].
- [144] J. Y. Lee, JHEP **0412** (2004) 065 [arXiv:hep-ph/0408362].
- [145] S. Fajfer and S. Prelovsek, Phys. Rev. D **73** (2006) 054026 [arXiv:hep-ph/0511048].
- [146] W. j. Huo and S. h. Zhu, Phys. Rev. D **68** (2003) 097301 [arXiv:hep-ph/0306029].
- [147] H. C. Cheng and I. Low, JHEP **0309** (2003) 051 [arXiv:hep-ph/0308199].
- [148] H. C. Cheng and I. Low, JHEP **0408** (2004) 061 [arXiv:hep-ph/0405243].
- [149] J. Hubisz, P. Meade, A. Noble and M. Perelstein, JHEP **0601** (2006) 135 [arXiv:hep-ph/0506042].
- [150] I. Low, JHEP **0410** (2004) 067 [arXiv:hep-ph/0409025].
- [151] N. Cabibbo, Phys. Rev. Lett. **10** (1963) 531.
- [152] M. Kobayashi and T. Maskawa, Prog. Theor. Phys. **49** (1973) 652.
- [153] J. Hubisz, S. J. Lee and G. Paz, JHEP **0606** (2006) 041 [arXiv:hep-ph/0512169].
- [154] B. Pontecorvo, Sov. Phys. JETP **6** (1957) 429 [Zh. Eksp. Teor. Fiz. **33** (1957) 549].
- [155] B. Pontecorvo, Sov. Phys. JETP **7** (1958) 172 [Zh. Eksp. Teor. Fiz. **34** (1957) 247].
- [156] Z. Maki, M. Nakagawa and S. Sakata, Prog. Theor. Phys. **28** (1962) 870.
- [157] M. Blanke, A. J. Buras, A. Poschenrieder, S. Recksiegel, C. Tarantino, S. Uhlig and A. Weiler, Phys. Lett. B **646** (2007) 253 [arXiv:hep-ph/0609284].
- [158] M. Blanke, A. J. Buras, A. Poschenrieder, S. Recksiegel, C. Tarantino, S. Uhlig and A. Weiler, JHEP **0701** (2007) 066 [arXiv:hep-ph/0610298].
- [159] M. Blanke, A. J. Buras, A. Poschenrieder, C. Tarantino, S. Uhlig and A. Weiler, JHEP **0612** (2006) 003 [arXiv:hep-ph/0605214].
- [160] S. R. Choudhury, A. S. Cornell, A. Deandrea, N. Gaur and A. Goyal, arXiv:hep-ph/0612327.
- [161] M. Blanke, A. J. Buras, B. Duling, A. Poschenrieder and C. Tarantino, arXiv:hep-ph/0702136.
- [162] D. Lucchesi [CDF and D0 Collaborations], Nucl. Phys. Proc. Suppl. **163** (2007) 165.
- [163] C. Promberger, S. Schatt and F. Schwab, arXiv:hep-ph/0702169.
- [164] S. Eidelman *et al.* [Particle Data Group], Phys. Lett. B **592** (2004) 1.
- [165] P. Paradisi, JHEP **0510** (2005) 006 [arXiv:hep-ph/0505046].
- [166] P. Paradisi, JHEP **0602** (2006) 050 [arXiv:hep-ph/0508054].
- [167] P. Paradisi, JHEP **0608** (2006) 047 [arXiv:hep-ph/0601100].
- [168] T. Kaluza, Sitzungsber. Preuss. Akad. Wiss. Berlin (Math. Phys.) **1921** (1921) 966.
- [169] O. Klein, Z. Phys. **37** (1926) 895 [Surveys High Energ. Phys. **5** (1986) 241].
- [170] I. Antoniadis, Phys. Lett. B **246** (1990) 377.
- [171] J. D. Lykken, Phys. Rev. D **54** (1996) 3693 [arXiv:hep-th/9603133].
- [172] E. Witten, Nucl. Phys. B **471** (1996) 135 [arXiv:hep-th/9602070].
- [173] P. Horava and E. Witten, Nucl. Phys. B **475** (1996) 94 [arXiv:hep-th/9603142].

- [174] P. Horava and E. Witten, Nucl. Phys. B **460** (1996) 506 [arXiv:hep-th/9510209].
- [175] E. Caceres, V. S. Kaplunovsky and I. M. Mandelberg, Nucl. Phys. B **493** (1997) 73 [arXiv:hep-th/9606036].
- [176] N. Arkani-Hamed, S. Dimopoulos and G. R. Dvali, Phys. Lett. B **429** (1998) 263 [arXiv:hep-ph/9803315].
- [177] I. Antoniadis, N. Arkani-Hamed, S. Dimopoulos and G. R. Dvali, Phys. Lett. B **436**, 257 (1998) [arXiv:hep-ph/9804398].
- [178] N. Arkani-Hamed, S. Dimopoulos and G. R. Dvali, Phys. Rev. D **59** (1999) 086004 [arXiv:hep-ph/9807344].
- [179] L. Randall and R. Sundrum, Phys. Rev. Lett. **83** (1999) 3370 [arXiv:hep-ph/9905221].
- [180] T. Appelquist, H. C. Cheng and B. A. Dobrescu, Phys. Rev. D **64** (2001) 035002 [arXiv:hep-ph/0012100].
- [181] A. J. Buras, M. Spranger and A. Weiler, Nucl. Phys. B **660** (2003) 225 [arXiv:hep-ph/0212143].
- [182] P. Colangelo, F. De Fazio, R. Ferrandes and T. N. Pham, Phys. Rev. D **73** (2006) 115006 [arXiv:hep-ph/0604029].
- [183] P. Colangelo, F. De Fazio, R. Ferrandes and T. N. Pham, Phys. Rev. D **74** (2006) 115006 [arXiv:hep-ph/0610044].
- [184] T. Inami and C. S. Lim, Prog. Theor. Phys. **65** (1981) 297 [Erratum-ibid. **65** (1981) 1772].
- [185] P. Skands *et al.*, JHEP **0407** (2004) 036 [arXiv:hep-ph/0311123].
- [186] B. C. Allanach *et al.*, arXiv:0801.0045 [hep-ph].
- [187] L. Silvestrini, Int. J. Mod. Phys. A **21** (2006) 1738 [arXiv:hep-ph/0510077].
- [188] P. Gambino, U. Haisch and M. Misiak, Phys. Rev. Lett. **94**, 061803 (2005) [arXiv:hep-ph/0410155].
- [189] C. Bobeth, A. J. Buras and T. Ewerth, Nucl. Phys. B **713**, 522 (2005) [arXiv:hep-ph/0409293].
- [190] C. Bobeth, M. Bona, A. J. Buras, T. Ewerth, M. Pierini, L. Silvestrini and A. Weiler, Nucl. Phys. B **726** (2005) 252 [arXiv:hep-ph/0505110].
- [191] G. Degrassi, P. Gambino and P. Slavich, arXiv:0712.3265 [hep-ph].
- [192] A. J. Buras, T. Ewerth, S. Jager and J. Rosiek, Nucl. Phys. B **714** (2005) 103 [arXiv:hep-ph/0408142].
- [193] S. Bejar, J. Guasch and J. Sola, Nucl. Phys. B **600** (2001) 21 [arXiv:hep-ph/0011091].
- [194] S. Bejar, J. Guasch and J. Sola, in *Proc. of the 5th International Symposium on Radiative Corrections (RADCOR 2000)* ed. Howard E. Haber, arXiv:hep-ph/0101294.
- [195] S. Bejar, J. Guasch and J. Sola, Nucl. Phys. B **675** (2003) 270 [arXiv:hep-ph/0307144].
- [196] S. Bejar, F. Dilme, J. Guasch and J. Sola, JHEP **0408** (2004) 018 [arXiv:hep-ph/0402188].
- [197] S. Bejar, J. Guasch and J. Sola, JHEP **0510** (2005) 113 [arXiv:hep-ph/0508043].
- [198] S. Bejar, J. Guasch and J. Sola, Nucl. Phys. Proc. Suppl. **157** (2006) 147 [arXiv:hep-ph/0601191].
- [199] S. Heinemeyer, W. Hollik and G. Weiglein, Eur. Phys. J. C **9** (1999) 343 [arXiv:hep-ph/9812472].
- [200] G. Degrassi, S. Heinemeyer, W. Hollik, P. Slavich and G. Weiglein, Eur. Phys. J. C **28** (2003) 133 [arXiv:hep-ph/0212020].
- [201] S. Heinemeyer, W. Hollik, F. Merz and S. Penaranda, Eur. Phys. J. C **37** (2004) 481 [arXiv:hep-ph/0403228].
- [202] T. Hahn and M. Perez-Victoria, Comput. Phys. Commun. **118** (1999) 153 [arXiv:hep-ph/9807565].
- [203] T. Hahn, Comput. Phys. Commun. **140** (2001) 418 [arXiv:hep-ph/0012260].
- [204] T. Hahn, W. Hollik, J. I. Illana and S. Penaranda, arXiv:hep-ph/0512315.

- [205] T. Hahn, arXiv:hep-ph/0605049.
- [206] B. C. Allanach, *Comput. Phys. Commun.* **143** (2002) 305 [arXiv:hep-ph/0104145].
- [207] W. Porod, *Comput. Phys. Commun.* **153** (2003) 275 [arXiv:hep-ph/0301101].
- [208] O. Buchmüller, *private communication*.
- [209] M. Bona *et al.* [UTfit Collaboration], *JHEP* **0507** (2005) 028 [arXiv:hep-ph/0501199].
- [210] M. Bona *et al.* [UTfit Collaboration], *JHEP* **0603** (2006) 080 [arXiv:hep-ph/0509219].
- [211] M. Bona *et al.* [UTfit Collaboration], arXiv:hep-ph/0701204.
- [212] See: `ckmfitter.in2p3.fr`.
- [213] G. Buchalla, A. J. Buras and M. E. Lautenbacher, *Rev. Mod. Phys.* **68** (1996) 1125 [hep-ph/9512380].
- [214] M. Beneke, G. Buchalla, M. Neubert and C. T. Sachrajda, *Phys. Rev. Lett.* **83** (1999) 1914 [hep-ph/9905312].
- [215] M. Beneke, G. Buchalla, M. Neubert and C. T. Sachrajda, *Nucl. Phys. B* **591** (2000) 313 [hep-ph/0006124].
- [216] C. W. Bauer, S. Fleming, D. Pirjol and I. W. Stewart, *Phys. Rev. D* **63** (2001) 114020 [hep-ph/0011336].
- [217] C. W. Bauer, D. Pirjol and I. W. Stewart, *Phys. Rev. D* **65** (2002) 054022 [hep-ph/0109045].
- [218] J. Chay and C. Kim, *Phys. Rev. D* **68** (2003) 071502 [hep-ph/0301055].
- [219] J. Chay and C. Kim, *Nucl. Phys. B* **680** (2004) 302 [hep-ph/0301262].
- [220] C. W. Bauer, D. Pirjol, I. Z. Rothstein and I. W. Stewart, *Phys. Rev. D* **70** (2004) 054015 [hep-ph/0401188].
- [221] Y. Y. Keum, H. N. Li and A. I. Sanda, *Phys. Rev. D* **63** (2001) 054008 [hep-ph/0004173].
- [222] H. n. Li, S. Mishima and A. I. Sanda, *Phys. Rev. D* **72** (2005) 114005 [hep-ph/0508041].
- [223] M. Beneke, G. Buchalla, M. Neubert and C. T. Sachrajda, *Nucl. Phys. B* **606** (2001) 245 [hep-ph/0104110].
- [224] R. J. Hill, T. Becher, S. J. Lee and M. Neubert, *JHEP* **0407** (2004) 081 [hep-ph/0404217].
- [225] T. Becher and R. J. Hill, *JHEP* **0410** (2004) 055 [hep-ph/0408344].
- [226] G. G. Kirilin, hep-ph/0508235.
- [227] M. Beneke and D. Yang, *Nucl. Phys. B* **736** (2006) 34 [hep-ph/0508250].
- [228] M. Beneke and S. Jäger, *Nucl. Phys. B* **751** (2006) 160 [hep-ph/0512351].
- [229] P. Colangelo and A. Khodjamirian, hep-ph/0010175.
- [230] P. Ball and R. Zwicky, *Phys. Rev. D* **71** (2005) 014015 [hep-ph/0406232].
- [231] P. Ball and R. Zwicky, *Phys. Rev. D* **71** (2005) 014029 [hep-ph/0412079].
- [232] P. Ball and R. Zwicky, *Phys. Lett. B* **633** (2006) 289 [hep-ph/0510338].
- [233] F. De Fazio, T. Feldmann and T. Hurth, *Nucl. Phys. B* **733** (2006) 1 [hep-ph/0504088].
- [234] J. Chay, C. Kim and A. K. Leibovich, *Phys. Lett. B* **628** (2005) 57 [hep-ph/0508157].
- [235] A. Khodjamirian, T. Mannel and N. Offen, *Phys. Lett. B* **620** (2005) 52 [hep-ph/0504091].
- [236] S. J. Lee and M. Neubert, *Phys. Rev. D* **72** (2005) 094028 [hep-ph/0509350].
- [237] V. M. Braun, D. Y. Ivanov and G. P. Korchemsky, *Phys. Rev. D* **69** (2004) 034014 [hep-ph/0309330].
- [238] M. Beneke and M. Neubert, *Nucl. Phys. B* **651** (2003) 225 [hep-ph/0210085].
- [239] M. Beneke and M. Neubert, *Nucl. Phys. B* **675** (2003) 333 [hep-ph/0308039].
- [240] A. R. Williamson and J. Zupan, *Phys. Rev. D* **74** (2006) 014003 [hep-ph/0601214].
- [241] M. Beneke, G. Buchalla, M. Neubert and C. T. Sachrajda, *Phys. Rev. D* **72** (2005) 098501 [hep-ph/0411171].

- [242] A. Khodjamirian, T. Mannel, M. Melcher and B. Melic, Phys. Rev. D **72** (2005) 094012 [hep-ph/0509049]. A. Khodjamirian, hep-ph/0607347.
- [243] D. Zeppenfeld, Z. Phys. C **8** (1981) 77.
- [244] M. Gronau and D. London, Phys. Rev. Lett. **65** (1990) 3381.
- [245] Y. Nir and H. R. Quinn, Phys. Rev. Lett. **67** (1991) 541.
- [246] J. Charles *et al.*, hep-ph/0607246.
- [247] E. Baracchini and G. Isidori, Phys. Lett. B **633** (2006) 309 [hep-ph/0508071].
- [248] A. Khodjamirian, T. Mannel and M. Melcher, Phys. Rev. D **68** (2003) 114007 [hep-ph/0308297].
- [249] M. Beneke and T. Feldmann, Nucl. Phys. B **685** (2004) 249 [hep-ph/0311335].
- [250] N. Kivel, hep-ph/0608291.
- [251] V. Pilipp, PhD thesis, LMU München, 2007, *in preparation*.
- [252] G. Bell, arXiv:0705.3127 [hep-ph].
- [253] G. Bell, PhD thesis, LMU München, 2006, arXiv:0705.3133 [hep-ph].
- [254] M. Beneke and S. Jäger, Nucl. Phys. B **768** (2007) 51 [hep-ph/0610322].
- [255] B. Aubert *et al.* [BABAR Collab.], hep-ex/0608003.
- [256] Y. Chao *et al.*, [BELLE Collab.], PoS **HEP2005** (2006) 256.
- [257] P. Golonka and Z. Was, Eur. Phys. J. C **45** (2006) 97 [hep-ph/0506026].
- [258] V. L. Chernyak and A. R. Zhitnitsky, Phys. Rept. **112** (1984) 173.
- [259] V. M. Braun, hep-ph/0608231.
- [260] P. Ball, V. M. Braun and N. Kivel, Nucl. Phys. B **649** (2003) 263 [hep-ph/0207307].
- [261] A. G. Grozin, Int. J. Mod. Phys. A **20** (2005) 7451 [hep-ph/0506226].
- [262] P. Ball and R. Zwicky, hep-ph/0609037.
- [263] P. Ball and R. Zwicky, JHEP **0604** (2006) 046 [hep-ph/0603232].
- [264] V. M. Braun *et al.*, Phys. Rev. D **68** (2003) 054501 [hep-lat/0306006].
- [265] D. Becirevic, V. Lubicz, F. Mescia and C. Tarantino, JHEP **0305** (2003) 007 [hep-lat/0301020].
- [266] P. Ball and V. M. Braun, Phys. Rev. D **54** (1996) 2182 [hep-ph/9602323].
- [267] P. Ball, G. W. Jones and R. Zwicky, hep-ph/0612081, accepted for PRD.
- [268] P. Ball and M. Boglione, Phys. Rev. D **68** (2003) 094006 [hep-ph/0307337].
- [269] A. Khodjamirian, T. Mannel and M. Melcher, Phys. Rev. D **70** (2004) 094002 [hep-ph/0407226].
- [270] V. M. Braun and A. Lenz, Phys. Rev. D **70** (2004) 074020 [hep-ph/0407282].
- [271] P. Ball and R. Zwicky, JHEP **0602** (2006) 034 [hep-ph/0601086].
- [272] P. A. Boyle *et al.*, [UKQCD Collab.], Phys. Lett. B **641** (2006) 67 [hep-lat/0607018].
- [273] V. M. Braun *et al.*, hep-lat/0606012.
- [274] P. Ball, V. M. Braun and A. Lenz, JHEP **0605** (2006) 004 [hep-ph/0603063].
- [275] P. Ball and G. W. Jones, hep-ph/0702100.
- [276] P. Ball and A. N. Talbot, JHEP **0506** (2005) 063 [hep-ph/0502115].
- [277] D. Becirevic and A. B. Kaidalov, Phys. Lett. B **478** (2000) 417 [hep-ph/9904490].
- [278] P. Ball and R. Zwicky, Phys. Lett. B **625** (2005) 225 [hep-ph/0507076].
- [279] S. W. Bosch and G. Buchalla, JHEP **0501** (2005) 035 [hep-ph/0408231].
- [280] M. Beneke, T. Feldmann and D. Seidel, Eur. Phys. J. C **41** (2005) 173 [hep-ph/0412400].
- [281] P. Ball and R. Zwicky, hep-ph/0608009.
- [282] R. N. Faustov and V. O. Galkin, Z. Phys. C **66** (1995) 119.
- [283] D. Melikhov, Phys. Rev. D **56** (1997) 7089 [arXiv:hep-ph/9706417].
- [284] W. Lucha, D. Melikhov, and S. Simula, Phys. Rev. D **74** (2006) 054004 [arXiv:hep-ph/0606281].

- [285] S. Godfrey and N. Isgur, Phys. Rev. D **32** (1985) 189.
- [286] D. Ebert, V. O. Galkin, and R. N. Faustov, Phys. Rev. D **57** (1998) 5663 [Erratum-ibid. D **59** (1999) 019902] [arXiv:hep-ph/9712318].
- [287] M. Wirbel, B. Stech and M. Bauer, Z. Phys. C **29** (1985) 637.
- [288] N. Isgur, D. Scora, B. Grinstein and M. B. Wise, Phys. Rev. D **39** (1989) 799.
- [289] D. Scora and N. Isgur, Phys. Rev. D **52** (1995) 2783 [arXiv:hep-ph/9503486].
- [290] D. Melikhov, Phys. Rev. D **53** (1996) 2460 [arXiv:hep-ph/9509268].
- [291] D. Melikhov and M. Beyer, Phys. Lett. B **452** (1999) 121 [arXiv:hep-ph/9901261].
- [292] D. Melikhov and B. Stech, Phys. Rev. D **62** (2000) 014006 [arXiv:hep-ph/0001113].
- [293] M. Beyer and D. Melikhov, Phys. Lett. B **436** (1998) 344 [arXiv:hep-ph/9807223].
- [294] M. Beyer, D. Melikhov, N. Nikitin, and B. Stech, Phys. Rev. D **64** (2001) 094006 [arXiv:hep-ph/0106203].
- [295] F. Krüger and D. Melikhov, Phys. Rev. D **67** (2003) 034002 [arXiv:hep-ph/0208256].
- [296] D. Melikhov and N. Nikitin, Phys. Rev. D **70** (2004) 114028 [arXiv:hep-ph/0410146].
- [297] M. A. Ivanov, J. G. Körner, S. G. Kovalenko, and C. D. Roberts, Phys. Rev. D **76** (2007) 034018 [arXiv:nucl-th/0703094].
- [298] M. Okamoto, PoS **LAT2005** (2006) 013 [hep-lat/0510113].
- [299] T. Onogi, PoS **LAT2006** (2006) 017 [hep-lat/0610115].
- [300] M. Della Morte, PoS **LAT2007** (2007) 008 [arXiv:0711.3160].
- [301] C. Dawson, PoS **LAT2005** (2006) 007.
- [302] W. Lee, PoS **LAT2006** (2006) 015 [hep-lat/0610058].
- [303] A. Jüttner, PoS **LAT2007** (2007) 014 [arXiv:0711.1239].
- [304] C. Allton *et al.* [RBC/UKQCD Collab.], hep-lat/0701013.
- [305] S. R. Beane, P. F. Bedaque, K. Orginos and M. J. Savage, hep-lat/0606023.
- [306] C. Bernard *et al.* [MILC Collab.], hep-lat/0609053.
- [307] E. Follana, C. T. H. Davies, G. P. Lepage and J. Shigemitsu, arXiv:0706.1726 [hep-lat].
- [308] A. Jüttner and J. Rolf [ALPHA Collab.], Phys. Lett. B **560** (2003) 59 [hep-lat/0302016].
- [309] G. M. de Divitiis *et al.*, Nucl. Phys. B **672** (2003) 372 [hep-lat/0307005].
- [310] C. Aubin *et al.*, Phys. Rev. Lett. **95** (2005) 122002 [hep-lat/0506030].
- [311] H. W. Lin, S. Ohta, A. Soni and N. Yamada, Phys. Rev. D **74** (2006) 114506 [hep-lat/0607035].
- [312] M. Della Morte *et al.* [ALPHA Collab.], Phys. Lett. B **581** (2004) 93 [Erratum-ibid. B **612** (2005) 313] [hep-lat/0307021].
- [313] D. Guazzini, R. Sommer and N. Tantalo, hep-lat/0609065.
- [314] A. Ali Khan *et al.* [CP-PACS Collab.], Phys. Rev. D **64** (2001) 054504 [hep-lat/0103020].
- [315] C. Bernard *et al.* [MILC Collab.], Phys. Rev. D **66** (2002) 094501 [hep-lat/0206016].
- [316] M. Wingate *et al.*, Phys. Rev. Lett. **92** (2004) 162001 [hep-ph/0311130].
- [317] S. Aoki *et al.* [JLQCD Collab.], Phys. Rev. Lett. **91** (2003) 212001 [hep-ph/0307039].
- [318] A. Gray *et al.* [HPQCD Collab.], Phys. Rev. Lett. **95** (2005) 212001 [hep-lat/0507015].
- [319] V. Gadiyak and O. Loktik, Phys. Rev. D **72** (2005) 114504 [hep-lat/0509075].
- [320] M. Artuso *et al.* [CLEO Collab.], Phys. Rev. Lett. **95** (2005) 251801 [hep-ex/0508057].
- [321] M. Artuso *et al.* [CLEO Collab.], hep-ex/0607074.
- [322] B. Aubert *et al.* [BABAR Collab.], hep-ex/0607094.
- [323] K. Ikado *et al.*, Phys. Rev. Lett. **97** (2006) 251802 [hep-ex/0604018].
- [324] D. Becirevic *et al.*, Nucl. Phys. B **705** (2005) 339 [hep-ph/0403217].

- [325] N. Tsutsui *et al.* [JLQCD Collab.], PoS **LAT2005** (2006) 357 [hep-lat/0510068].
- [326] C. Dawson *et al.*, Phys. Rev. D **74** (2006) 114502 [hep-ph/0607162].
- [327] D. J. Antonio *et al.*, hep-lat/0610080.
- [328] M. Okamoto [Fermilab Lattice Collab.], hep-lat/0412044.
- [329] C. Aubin *et al.* [Fermilab Lattice Collab.], Phys. Rev. Lett. **94** (2005) 011601 [hep-ph/0408306].
- [330] M. Okamoto *et al.*, Nucl. Phys. Proc. Suppl. **140** (2005) 461 [hep-lat/0409116].
- [331] E. Dalgic *et al.*, Phys. Rev. D **73** (2006) 074502; erratum, to appear [hep-lat/0601021].
- [332] G. M. de Divitiis, E. Molinaro, R. Petronzio and N. Tantalo, arXiv:0707.0582 [hep-lat].
- [333] K. C. Bowler *et al.* [UKQCD Collab.], Phys. Lett. B **486** (2000) 111 [hep-lat/9911011].
- [334] A. Abada *et al.*, Nucl. Phys. B **619** (2001) 565 [hep-lat/0011065].
- [335] A. X. El-Khadra *et al.*, Phys. Rev. D **64** (2001) 014502 [hep-ph/0101023].
- [336] S. Aoki *et al.* [JLQCD Collab.], Phys. Rev. D **64** (2001) 114505 [hep-lat/0106024].
- [337] M. Ablikim *et al.* [BES Collab.], Phys. Lett. B **597** (2004) 39 [hep-ex/0406028].
- [338] J. M. Link *et al.* [FOCUS Collab.], Phys. Lett. B **607** (2005) 233 [hep-ex/0410037].
- [339] A. Ali Khan *et al.* [CP-PACS Collab.], Phys. Rev. D **64** (2001) 114506 [hep-lat/0105020].
- [340] T. A. DeGrand [MILC Collab.], Phys. Rev. D **69** (2004) 014504 [hep-lat/0309026].
- [341] D. Becirevic *et al.*, Eur. Phys. J. C **37** (2004) 315 [hep-lat/0407004].
- [342] Y. Aoki *et al.*, Phys. Rev. D **73** (2006) 094507 [hep-lat/0508011].
- [343] P. Dimopoulos *et al.* [ALPHA Collab.], Nucl. Phys. B **749** (2006) 69 [hep-ph/0601002].
- [344] J. M. Flynn, F. Mescia and A. S. B. Tariq [UKQCD Collab.], JHEP **0411** (2004) 049 [hep-lat/0406013].
- [345] Y. Aoki *et al.*, Phys. Rev. D **72** 114505 (2005) 114505 [hep-lat/0411006].
- [346] E. Gamiz *et al.* [HPQCD Collab.], Phys. Rev. D **73** (2006) 114502 [hep-lat/0603023].
- [347] D. J. Antonio *et al.*, hep-ph/0702042.
- [348] D. Becirevic *et al.*, PoS **LAT2005** (2006) 218 [hep-lat/0509165].
- [349] E. Dalgic *et al.*, hep-lat/0610104.
- [350] A. Donini, *et al.*, Phys. Lett. B **470** (1999) 233 [hep-lat/9910017].
- [351] D. Becirevic and G. Villadoro, Phys. Rev. D **70** (2004) 094036 [hep-lat/0408029].
- [352] D. Becirevic *et al.* [SPQcdR Collab.], Phys. Lett. B **501** (2001) 98 [hep-ph/0010349].
- [353] H. Neuberger, Phys. Lett. B **417** (1998) 141 [hep-lat/9707022].
- [354] H. Neuberger, Phys. Lett. B **427** (1998) 353 [hep-lat/9801031].
- [355] P. H. Ginsparg and K. G. Wilson, Phys. Rev. D **25** (1982) 2649.
- [356] M. Lüscher, Phys. Lett. B **428** (1998) 342 [hep-lat/9802011].
- [357] C. Gattringer *et al.* [BGR Collab.], Nucl. Phys. B **677** (2004) 3 [hep-lat/0307013].
- [358] R. Sommer, Nucl. Phys. B **411** (1994) 839 [hep-lat/9310022].
- [359] J. Gasser and H. Leutwyler, Annals Phys. **158** (1984) 142.
- [360] J. Gasser and H. Leutwyler, Nucl. Phys. B **250** (1985) 465.
- [361] C. Aubin and C. Bernard, Phys. Rev. D **68** (2003) 034014 [hep-lat/0304014].
- [362] C. Aubin and C. Bernard, Phys. Rev. D **68** (2003) 074011 [hep-lat/0306026].
- [363] C. W. Bernard and M. F. L. Golterman, Phys. Rev. D **49** (1994) 486 [hep-lat/9306005].
- [364] S. R. Sharpe, Phys. Rev. D **56** (1997) 7052 [Erratum-ibid. D **62** (2000) 099901] [hep-lat/9707018].
- [365] S. R. Sharpe and N. Shoresh, Phys. Rev. D **62** (2000) 094503 [hep-lat/0006017].
- [366] S. Dürr, PoS **LAT2005** (2006) 021 [hep-lat/0509026].

- [367] S. R. Sharpe, PoS **LAT2006** (2006) 022 [hep-lat/0610094].
- [368] M. Creutz, PoS **LAT2007** (2007) 007 [arXiv:0708.1295].
- [369] A. S. Kronfeld, PoS **LAT2007** (2007) 016 [arXiv:0711.0699].
- [370] M. A. Clark, PoS **LAT2006** (2006) 004 [hep-lat/0610048].
- [371] J. M. Flynn and J. Nieves, Phys. Rev. D **75** (2007) 013008 [hep-ph/0607258].
- [372] S. Bertolini, F. Borzumati and A. Masiero, Phys. Rev. Lett. **59** (1987) 180.
- [373] M. Misiak *et al.*, Phys. Rev. Lett. **98** (2007) 022002 [hep-ph/0609232].
- [374] C. Bobeth, M. Misiak and J. Urban, Nucl. Phys. B **574** (2000) 291 [hep-ph/9910220].
- [375] M. Misiak and M. Steinhauser, Nucl. Phys. B **683** (2004) 277 [hep-ph/0401041].
- [376] M. Gorbahn and U. Haisch, Nucl. Phys. B **713** (2005) 291 [hep-ph/0411071].
- [377] M. Gorbahn, U. Haisch and M. Misiak, Phys. Rev. Lett. **95** (2005) 102004 [hep-ph/0504194].
- [378] M. Czakon, U. Haisch and M. Misiak, JHEP **0703**, 008 (2007) [arXiv:hep-ph/0612329].
- [379] K. Melnikov and A. Mitov, Phys. Lett. B **620** (2005) 69 [hep-ph/0505097].
- [380] I. Blokland *et al.*, Phys. Rev. D **72** (2005) 033014 [hep-ph/0506055].
- [381] H. M. Asatrian *et al.*, Nucl. Phys. B **749** (2006) 325 [hep-ph/0605009].
- [382] H. M. Asatrian *et al.*, Nucl. Phys. B **762** (2007) 212 [hep-ph/0607316].
- [383] H. M. Asatrian *et al.*, hep-ph/0611123.
- [384] K. Bieri, C. Greub and M. Steinhauser, Phys. Rev. D **67**, (2003) 114019 [hep-ph/0302051].
- [385] M. Misiak and M. Steinhauser, Nucl. Phys. B **764** (2007) 62 [hep-ph/0609241].
- [386] E. Barberio *et al.* [Heavy Flavor Averaging Group (HFAG) Collaboration], arXiv:0704.3575 [hep-ex].
- [387] A.F. Falk, M.E. Luke and M.J. Savage, Phys. Rev. D **49** (1994) 3367 [hep-ph/9308288].
- [388] I.I. Bigi *et al.*, hep-ph/9212227.
- [389] G. Buchalla, G. Isidori and S. J. Rey, Nucl. Phys. B **511** (1998) 594 [hep-ph/9705253].
- [390] M.B. Voloshin, Phys. Lett. B **397** (1997) 275 [hep-ph/9612483].
- [391] A. Khodjamirian *et al.*, Phys. Lett. B **402** (1997) 167 [hep-ph/9702318].
- [392] Z. Ligeti, L. Randall and M.B. Wise, Phys. Lett. B **402** (1997) 178 [hep-ph/9702322].
- [393] A.K. Grant *et al.*, Phys. Rev. D **56** (1997) 3151 [hep-ph/9702380].
- [394] S. J. Lee, M. Neubert and G. Paz, hep-ph/0609224.
- [395] T. Becher and M. Neubert, Phys. Rev. Lett. **98** (2007) 022003 [hep-ph/0610067].
- [396] J. R. Andersen and E. Gardi, JHEP **0701** (2007) 029 [hep-ph/0609250].
- [397] I. Bigi and N. Uraltsev, Int. J. Mod. Phys. A **17** (2002) 4709 [hep-ph/0202175].
- [398] A. Kapustin, Z. Ligeti and H.D. Politzer, Phys. Lett. B **357** (1995) 653 [hep-ph/9507248].
- [399] Z. Ligeti *et al.*, Phys. Rev. D **60** (1999) 034019 [hep-ph/9903305].
- [400] A. Ali and A. Y. Parkhomenko, Eur. Phys. J. C **23** (2002) 89 [hep-ph/0105302].
- [401] A. Ali, E. Lunghi and A. Y. Parkhomenko, Phys. Lett. B **595** (2004) 323 [hep-ph/0405075].
- [402] S. W. Bosch and G. Buchalla, Nucl. Phys. B **621** (2002) 459 [hep-ph/0106081].
- [403] T. Becher, R. J. Hill and M. Neubert, Phys. Rev. D **72** (2005) 094017 [hep-ph/0503263].
- [404] D. Atwood, M. Gronau and A. Soni, Phys. Rev. Lett. **79** (1997) 185 [hep-ph/9704272].
- [405] B. Grinstein, Y. Grossman, Z. Ligeti and D. Pirjol, Phys. Rev. D **71** (2005) 011504 [hep-ph/0412019].
- [406] B. Grinstein and D. Pirjol, Phys. Rev. D **73** (2006) 014013 [hep-ph/0510104].
- [407] A. L. Kagan and M. Neubert, Phys. Lett. B **539** (2002) 227 [hep-ph/0110078].
- [408] C. Sachrajda & T. Vladikas, private communication.

- [409] R.Zwicky, in preparation.
- [410] A. Khodjamirian, Nucl. Phys. B **605** (2001) 558 [hep-ph/0012271].
- [411] P. Ciafaloni, A. Romanino and A. Strumia, Nucl. Phys. B **524** (1998) 361 [hep-ph/9710312].
- [412] F. M. Borzumati and C. Greub, Phys. Rev. D **58** (1998) 074004 [hep-ph/9802391].
- [413] S. Bertolini, F. Borzumati, A. Masiero and G. Ridolfi, Nucl. Phys. B **353** (1991) 591.
- [414] R. Barbieri and G. F. Giudice, Phys. Lett. B **309** (1993) 86 [hep-ph/9303270].
- [415] N. Oshimo, Nucl. Phys. B **404** (1993) 20.
- [416] M. A. Diaz, Phys. Lett. B **304** (1993) 278 [hep-ph/9303280].
- [417] Y. Okada, Phys. Lett. B **315** (1993) 119 [hep-ph/9307249].
- [418] R. Garisto and J. N. Ng, Phys. Lett. B **315** (1993) 372 [hep-ph/9307301].
- [419] F. Borzumati, Z. Phys. C **63** (1994) 291 [hep-ph/9310212].
- [420] V. D. Barger *et al.*, Phys. Rev. D **51** (1995) 2438 [hep-ph/9407273].
- [421] F. Borzumati, C. Greub, T. Hurth and D. Wyler, Phys. Rev. D **62** (2000) 075005 [hep-ph/9911245].
- [422] C. Bobeth, M. Misiak and J. Urban, Nucl. Phys. B **567** (2000) 153 [hep-ph/9904413].
- [423] F. Borzumati, C. Greub and Y. Yamada, Phys. Rev. D **69** (2004) 055005 [hep-ph/0311151].
- [424] G. Degrandi, P. Gambino and P. Slavich, Phys. Lett. B **635** (2006) 335 [hep-ph/0601135].
- [425] M. E. Gomez *et al.*, Phys. Rev. D **74** (2006) 015015 [hep-ph/0601163].
- [426] K. Agashe, N. G. Deshpande and G. H. Wu, Phys. Lett. B **514** (2001) 309 [hep-ph/0105084].
- [427] C. S. Kim, J. D. Kim and J. h. Song, Phys. Rev. D **67** (2003) 015001 [hep-ph/0204002].
- [428] K. Agashe, G. Perez and A. Soni, Phys. Rev. Lett. **93** (2004) 201804 [hep-ph/0406101].
- [429] K. Agashe, G. Perez and A. Soni, Phys. Rev. D **71** (2005) 016002 [hep-ph/0408134].
- [430] A. Ali, E. Lunghi, C. Greub and G. Hiller, Phys. Rev. D **66** (2002) 034002 [hep-ph/0112300].
- [431] G. Hiller and F. Kruger, Phys. Rev. D **69** (2004) 074020 [hep-ph/0310219].
- [432] G. Belanger, F. Boudjema, A. Pukhov and A. Semenov, Comput. Phys. Commun. **174** (2006) 577 [hep-ph/0405253].
- [433] A. Djouadi, J. L. Kneur and G. Moultaka, hep-ph/0211331.
- [434] S. Heinemeyer, W. Hollik and G. Weiglein, Comput. Phys. Commun. **124** (2000) 76 [hep-ph/9812320].
- [435] K. Abe *et al.* [Belle Collaboration], Phys. Lett. B **511** (2001) 151 [arXiv:hep-ex/0103042].
- [436] M. Nakao *et al.* [BELLE Collaboration], Phys. Rev. D **69** (2004) 112001 [arXiv:hep-ex/0402042].
- [437] S. Nishida *et al.* [BELLE Collaboration], Phys. Rev. Lett. **93** (2004) 031803 [arXiv:hep-ex/0308038].
- [438] Y. Ushiroda *et al.* [Belle Collaboration], Phys. Rev. D **74** (2006) 111104 [arXiv:hep-ex/0608017].
- [439] Y. Ushiroda *et al.*, Phys. Rev. Lett. **94** (2005) 231601 [arXiv:hep-ex/0503008].
- [440] B. Aubert *et al.* [BABAR Collaboration], Phys. Rev. D **72** (2005) 052004 [arXiv:hep-ex/0508004].
- [441] B. Aubert *et al.* [BaBar Collaboration], Phys. Rev. Lett. **97** (2006) 171803 [arXiv:hep-ex/0607071].
- [442] B. Aubert *et al.* [BABAR Collaboration], arXiv:0708.1652 [hep-ex].
- [443] B. Aubert *et al.* [BABAR Collaboration], Phys. Rev. Lett. **96** (2006) 221801 [arXiv:hep-ex/0601046].
- [444] B. Aubert *et al.* [BABAR Collaboration], Phys. Rev. D **73** (2006) 012006 [arXiv:hep-ex/0509040].

- [445] B. Aubert *et al.* [BABAR Collaboration], Phys. Rev. Lett. **93** (2004) 021804 [arXiv:hep-ex/0403035].
- [446] B. Aubert *et al.* [BABAR Collaboration], Phys. Rev. D **70** (2004) 112006 [arXiv:hep-ex/0407003].
- [447] B. Aubert *et al.* [BABAR Collaboration], Phys. Rev. D **75** (2007) 051102 [arXiv:hep-ex/0611037].
- [448] B. Aubert *et al.* [BaBar Collaboration], Phys. Rev. D **72** (2005) 051103 [arXiv:hep-ex/0507038].
- [449] I. Belyaev [LHCb Collaboration], Acta Phys. Polon. B **38** (2007) 905, LHCb note LHCb-2005-001 (2005),
- [450] L. Shchutska, I. Belyaev, A. Golutvin, LHCb Public note LHCb-2007-030 (2007).
- [451] S. Viret, F. Ohlsson-Malek, M. Smizanska ATLAS-PHYS-PUB-2005-006 (2004).
- [452] F. Legger, LHCb Public note LHCb-2006-012 (2006), F. Legger, LHCb Public note LHCb-2006-013 (2006).
- [453] G. Hiller *et al.*, arXiv:hep-ph/0702191.
- [454] H. H. Asatryan, H. M. Asatrian, C. Greub and M. Walker, Phys. Rev. D **65**, 074004 (2002) [arXiv:hep-ph/0109140].
- [455] H. H. Asatrian, H. M. Asatrian, C. Greub and M. Walker, Phys. Lett. B **507**, 162 (2001) [arXiv:hep-ph/0103087].
- [456] H. M. Asatrian, K. Bieri, C. Greub and A. Hovhannisyanyan, Phys. Rev. D **66**, 094013 (2002) [arXiv:hep-ph/0209006].
- [457] A. Ghinculov, T. Hurth, G. Isidori and Y. P. Yao, Nucl. Phys. B **685**, 351 (2004) [arXiv:hep-ph/0312128].
- [458] P. Gambino, M. Gorbahn and U. Haisch, Nucl. Phys. B **673**, 238 (2003) [arXiv:hep-ph/0306079].
- [459] C. Bobeth, P. Gambino, M. Gorbahn and U. Haisch, JHEP **0404**, 071 (2004) [arXiv:hep-ph/0312090].
- [460] G. Buchalla and G. Isidori, Nucl. Phys. B **525**, 333 (1998) [arXiv:hep-ph/9801456].
- [461] A. Ali, G. Hiller, L. T. Handoko and T. Morozumi, Phys. Rev. D **55**, 4105 (1997) [arXiv:hep-ph/9609449].
- [462] C. W. Bauer and C. N. Burrell, Phys. Lett. B **469**, 248 (1999) [arXiv:hep-ph/9907517].
- [463] C. W. Bauer and C. N. Burrell, Phys. Rev. D **62**, 114028 (2000) [arXiv:hep-ph/9911404].
- [464] H. H. Asatryan, H. M. Asatrian, C. Greub and M. Walker, Phys. Rev. D **66**, 034009 (2002) [arXiv:hep-ph/0204341].
- [465] H. M. Asatrian, H. H. Asatryan, A. Hovhannisyanyan and V. Poghosyan, Mod. Phys. Lett. A **19** (2004) 603 [arXiv:hep-ph/0311187].
- [466] T. Huber, E. Lunghi, M. Misiak and D. Wyler, Nucl. Phys. B **740**, 105 (2006) [arXiv:hep-ph/0512066].
- [467] K. S. M. Lee, Z. Ligeti, I. W. Stewart and F. J. Tackmann, Phys. Rev. D **75** (2007) 034016 [hep-ph/0612156].
- [468] F. Krüger and J. Matias, Phys. Rev. D **71** (2005) 094009 [hep-ph/0502060].
- [469] M. Beneke, T. Feldmann and D. Seidel, Nucl. Phys. B **612**, 25 (2001) [hep-ph/0106067].
- [470] A. Ali, G. Kramer and G. h. Zhu, hep-ph/0601034, to be published in Eur. Phys. J. C.
- [471] B. Grinstein and D. Pirjol, Phys. Rev. D **70** (2004) 114005 [arXiv:hep-ph/0404250].
- [472] G. Burdman, Phys. Rev. D **57** (1998) 4254 [hep-ph/9710550].
- [473] A. Ali, P. Ball, L. T. Handoko and G. Hiller, Phys. Rev. D **61** (2000) 074024 [arXiv:hep-ph/9910221].
- [474] P. Ball and V. M. Braun, Phys. Rev. D **58** (1998) 094016 [hep-ph/9805422].

- [475] B. Grinstein and D. Pirjol, Phys. Rev. D **73** (2006) 094027 [arXiv:hep-ph/0505155].
- [476] G. Hiller and A. Kagan, Phys. Rev. D **65** (2002) 074038 [arXiv:hep-ph/0108074].
- [477] C. H. Chen and C. Q. Geng, Phys. Rev. D **64** (2001) 074001 [arXiv:hep-ph/0106193].
- [478] T. M. Aliev, A. Ozpineci and M. Savci, Phys. Rev. D **67** (2003) 035007 [arXiv:hep-ph/0211447].
- [479] T. M. Aliev, A. Ozpineci and M. Savci, Nucl. Phys. B **649** (2003) 168 [arXiv:hep-ph/0202120].
- [480] A. K. Giri and R. Mohanta, J. Phys. G **31** (2005) 1559.
- [481] G. Turan, J. Phys. G **31** (2005) 525.
- [482] T. M. Aliev and M. Savci, J. Phys. G **26** (2000) 997 [arXiv:hep-ph/9906473].
- [483] G. Turan, JHEP **0505** (2005) 008.
- [484] A. K. Giri and R. Mohanta, Eur. Phys. J. C **45** (2006) 151 [arXiv:hep-ph/0510171].
- [485] C. H. Chen, C. Q. Geng and J. N. Ng, Phys. Rev. D **65** (2002) 091502 [arXiv:hep-ph/0202103].
- [486] T. M. Aliev and M. Savci, JHEP **0605** (2006) 001 [arXiv:hep-ph/0507324].
- [487] M.B. Voloshin, Phys. Lett. **B397** (1997) 275;
- [488] J. W. Chen, G. Rupak and M. J. Savage, Phys. Lett. B **410**, 285 (1997).
- [489] F. Krüger and L.M. Sehgal, Phys. Lett. **B380** (1996) 199.
- [490] K. Abe *et al.* [Belle Collaboration], BELLE-CONF-0415 [arXiv:hep-ex/0410006].
- [491] A. Ishikawa *et al.*, Phys. Rev. Lett. **96**, 251801 (2006) [arXiv:hep-ex/0603018];
- [492] B. Aubert *et al.* [BABAR Collaboration], Phys. Rev. D **73**, 092001 (2006) [arXiv:hep-ex/0604007].
- [493] E. Barberio *et al.* [Heavy Flavor Averaging Group (HFAG)], arXiv:hep-ex/0603003.
- [494] Q. S. Yan, C. S. Huang, W. Liao and S. H. Zhu, Phys. Rev. D **62**, 094023 (2000) [arXiv:hep-ph/0004262].
- [495] K. S. M. Lee and I. W. Stewart, Phys. Rev. D **74**, 014005 (2006) [arXiv:hep-ph/0511334].
- [496] K. S. M. Lee, Z. Ligeti, I. W. Stewart and F. J. Tackmann, Phys. Rev. D **74**, 011501 (2006) [arXiv:hep-ph/0512191].
- [497] A. Ishikawa, “Forward-Backward Asymmetry in $B \rightarrow K^* \ell^+ \ell^-$ at Super Belle,” 6th Workshop on a Higher Luminosity B Factory, Nov. 16-18, 2004, KEK, Tsukuba, Japan.
- [498] J. Hewett, *et al.*, “The Discovery potential of a Super B Factory,” SLAC-R-709 [arXiv:hep-ph/0503261].
- [499] J. Dickens, V. Gibson, C. Lazzeroni, M. Patel, LHCb Public note, LHCb-2007-038.
- [500] J. Dickens, V. Gibson, C. Lazzeroni, M. Patel, LHCb Public note, LHCb-2007-039.
- [501] U. Egede, LHCb Public note, LHCb-2007-057.
- [502] A. Rimoldi and A. Dell’Acqua, eConf **C0303241** (2003) TUMT001 [arXiv:physics/0306086].
- [503] M. Smizanska, CERN ATLAS Communication Note, ATL-COM-PHYS-2003-038.
- [504] D. J. Lange, Nucl. Instrum. Meth. A **462** (2001) 152.
- [505] M. Smizanska, J. Catmore, CERN ATLAS Communication Note, ATL-COM-PHYS-2004-041.
- [506] D. Melikhov, N. Nikitin and S. Simula, Phys. Rev. D **57** (1998) 6814 [arXiv:hep-ph/9711362].
- [507] T. Sjostrand, L. Lonnblad, S. Mrenna and P. Skands, arXiv:hep-ph/0308153.
- [508] [ATLAS Collaboration], CERN-LHCC-97-16.
- [509] [ATLAS Collaboration], CERN-LHCC-2003-022
- [510] T. Lagouri, N. Kanaya and A. Krasznahorkay, CERN ATLAS Communication Note, ATL-COM-PHYS-2006-007.
- [511] J. Marriner, CDF Internal Note 2724 (1994).
- [512] A. Policicchio, G. Crosetti, CERN ATLAS Communication Note, ATL-COM-PHYS-2007-005.

- [513] G. Hiller, eConf **C030603**, MAR02 (2003) [arXiv:hep-ph/0308180].
- [514] Y. Dincer and L. M. Sehgal, Phys. Lett. B **521**, 7 (2001) [arXiv:hep-ph/0108144].
- [515] A. Dedes, J. R. Ellis and M. Raidal, Phys. Lett. B **549**, 159 (2002) [arXiv:hep-ph/0209207].
- [516] T. Fujihara, S. K. Kang, C. S. Kim, D. Kimura and T. Morozumi, Phys. Rev. D **73**, 074011 (2006) [arXiv:hep-ph/0512010].
- [517] G. Buchalla, G. Hiller and G. Isidori, Phys. Rev. D **63**, 014015 (2001) [arXiv:hep-ph/0006136].
- [518] T. Becher, S. Braig, M. Neubert and A. L. Kagan, Phys. Lett. B **540** (2002) 278 [arXiv:hep-ph/0205274].
- [519] C. Bobeth, T. Ewerth, F. Kruger and J. Urban, Phys. Rev. D **64** (2001) 074014 [arXiv:hep-ph/0104284].
- [520] C. Bobeth, T. Ewerth, F. Kruger and J. Urban, Phys. Rev. D **66** (2002) 074021 [arXiv:hep-ph/0204225].
- [521] C. S. Huang and W. Liao, Phys. Lett. B **525**, 107 (2002) [arXiv:hep-ph/0011089].
- [522] A. Dedes and A. Pilaftsis, Phys. Rev. D **67**, 015012 (2003) [arXiv:hep-ph/0209306].
- [523] P. H. Chankowski, J. Kalinowski, Z. Was and M. Worek, Nucl. Phys. B **713**, 555 (2005) [arXiv:hep-ph/0412253].
- [524] K. Abe *et al.* [The Belle Collaboration], arXiv:hep-ex/0508009.
- [525] T. M. Aliev, C. S. Kim and Y. G. Kim, Phys. Rev. D **62** (2000) 014026 [arXiv:hep-ph/9910501].
- [526] D. A. Demir, K. A. Olive and M. B. Voloshin, Phys. Rev. D **66** (2002) 034015 [arXiv:hep-ph/0204119].
- [527] S. R. Choudhury, A. S. Cornell, N. Gaur and G. C. Joshi, Phys. Rev. D **69** (2004) 054018 [arXiv:hep-ph/0307276].
- [528] A. S. Cornell, N. Gaur and S. K. Singh, arXiv:hep-ph/0505136.
- [529] T. Feldmann and J. Matias, JHEP **0301** (2003) 074 [arXiv:hep-ph/0212158].
- [530] G. Hiller, Phys. Rev. D **70**, 034018 (2004) [arXiv:hep-ph/0404220].
- [531] See *e.g.*, R.E. Marshak, Riazuddin and C.P. Ryan, *Theory of weak interactions in particle physics* (John Wiley & Sons, Inc., 1969).
- [532] Y. Grossman, Z. Ligeti and E. Nardi, Nucl. Phys. B **465** (1996) 369 [Erratum-ibid. B **480** (1996) 753] [arXiv:hep-ph/9510378].
- [533] B. Aubert *et al.* [BABAR Collaboration], arXiv:hep-ex/0608019.
- [534] A. Masiero, P. Paradisi and R. Petronzio, Phys. Rev. D **74** (2006) 011701 [arXiv:hep-ph/0511289].
- [535] P. Colangelo, F. De Fazio, P. Santorelli and E. Scrimieri, Phys. Lett. B **395** (1997) 339 [arXiv:hep-ph/9610297].
- [536] D. Melikhov, N. Nikitin and S. Simula, Phys. Lett. B **428**, 171 (1998) [arXiv:hep-ph/9803269].
- [537] A. F. Falk and B. Grinstein, Nucl. Phys. B **416**, 771 (1994) [arXiv:hep-ph/9306310].
- [538] T. M. Aliev and C. S. Kim, Phys. Rev. D **58**, 013003 (1998) [arXiv:hep-ph/9710428].
- [539] C. S. Kim, Y. G. Kim and T. Morozumi, Phys. Rev. D **60**, 094007 (1999) [arXiv:hep-ph/9905528].
- [540] Z. Ligeti and M. B. Wise, Phys. Rev. D **53**, 4937 (1996) [arXiv:hep-ph/9512225].
- [541] K. Abe *et al.* [Belle Collaboration], arXiv:hep-ex/0507034.
- [542] K. Abe *et al.* [Belle Collaboration], arXiv:hep-ex/0608047.
- [543] B. Aubert *et al.* [BABAR Collaboration], Phys. Rev. Lett. **94** (2005) 101801 [arXiv:hep-ex/0411061].
- [544] N. Satoyama *et al.* [Belle Collaboration], arXiv:hep-ex/0611045.

- [545] B. Aubert *et al.* [BABAR Collaboration], arXiv:hep-ex/0607110.
- [546] G. Buchalla and A. J. Buras, Nucl. Phys. B **400** (1993) 225.
- [547] M. Misiak and J. Urban, Phys. Lett. B **451** (1999) 161 [arXiv:hep-ph/9901278].
- [548] G. Buchalla and A. J. Buras, Nucl. Phys. B **548** (1999) 309 [arXiv:hep-ph/9901288].
- [549] A. J. Buras, Phys. Lett. B **566** (2003) 115 [arXiv:hep-ph/0303060].
- [550] J. F. Gunion, H. E. Haber, G. L. Kane and S. Dawson, arXiv:hep-ph/9302272.
- [551] H. E. Logan and U. Nierste, Nucl. Phys. B **586** (2000) 39 [arXiv:hep-ph/0004139].
- [552] P. H. Chankowski and L. Slawianowska, Phys. Rev. D **63** (2001) 054012 [arXiv:hep-ph/0008046].
- [553] G. Isidori and A. Retico, JHEP **0209** (2002) 063 [arXiv:hep-ph/0208159].
- [554] A. Dedes, H. K. Dreiner and U. Nierste, Phys. Rev. Lett. **87** (2001) 251804 [arXiv:hep-ph/0108037].
- [555] H. P. Nilles, Phys. Lett. B **115** (1982) 193; Nucl. Phys. B **217** (1983) 366.
- [556] A. Chamseddine, R. Arnowitt, P. Nath, Phys. Rev. Lett. **49** (1982) 970.
- [557] R. Barbieri, S. Ferrara, C. Savoy, Phys. Lett. B **119** (1982) 343.
- [558] L. Hall, J. Lykken, S. Weinberg, Phys. Rev. D **27** (1983) 2359.
- [559] S. K. Soni, H. A. Weldon, Phys. Lett. B **126** (1983) 215.
- [560] J. R. Ellis, K. A. Olive and V. C. Spanos, Phys. Lett. B **624** (2005) 47 [arXiv:hep-ph/0504196].
- [561] J. R. Ellis, K. A. Olive, Y. Santoso and V. C. Spanos, JHEP **0605** (2006) 063 [arXiv:hep-ph/0603136].
- [562] R. Dermisek, S. Raby, L. Roszkowski and R. Ruiz De Austri, JHEP **0304** (2003) 037 [arXiv:hep-ph/0304101].
- [563] R. Dermisek, S. Raby, L. Roszkowski and R. Ruiz de Austri, JHEP **0509** (2005) 029 [arXiv:hep-ph/0507233].
- [564] A. G. Akeroyd and S. Recksiegel, J. Phys. G **29** (2003) 2311 [arXiv:hep-ph/0306037].
- [565] G. Valencia and S. Willenbrock, Phys. Rev. D **50**, 6843 (1994) [arXiv:hep-ph/9409201].
- [566] B. Aubert *et al.* [BABAR Collaboration], Phys. Rev. Lett. **94** (2005) 221803 [arXiv:hep-ex/0408096].
- [567] B. Aubert *et al.* [BABAR Collaboration], Phys. Rev. Lett. **96** (2006) 241802 [arXiv:hep-ex/0511015].
- [568] [D0 Collaboration], D0-NOTE-CONF-5344-2007.
- [569] [CDF - Run II Collaboration] CDF-PUBLIC-NOTE-8176.
- [570] R. P. Bernhard, arXiv:hep-ex/0605065.
- [571] A. Abulencia *et al.* [CDF Collaboration], Phys. Rev. Lett. **95** (2005) 221805 [Erratum-ibid. **95** (2005) 249905] [arXiv:hep-ex/0508036].
- [572] V. M. Abazov *et al.* [D0 Collaboration], Phys. Rev. Lett. **94** (2005) 071802 [arXiv:hep-ex/0410039].
- [573] D. Acosta *et al.* [CDF Collaboration], Phys. Rev. Lett. **93** (2004) 032001 [arXiv:hep-ex/0403032].
- [574] F. Abe *et al.* [CDF Collaboration], Phys. Rev. D **57** (1998) 3811.
- [575] M. Acciarri *et al.* [L3 Collaboration], Phys. Lett. B **391** (1997) 474.
- [576] M. C. Chang *et al.* [BELLE Collaboration], Phys. Rev. D **68** (2003) 111101 [arXiv:hep-ex/0309069].
- [577] T. Bergfeld *et al.* [CLEO Collaboration], Phys. Rev. D **62** (2000) 091102 [arXiv:hep-ex/0007042].

- [578] B. Abbott *et al.* [D0 Collaboration], Phys. Lett. B **423** (1998) 419 [arXiv:hep-ex/9801027].
- [579] C. Albajar *et al.* [UA1 Collaboration], Phys. Lett. B **262** (1991) 163.
- [580] H. Albrecht *et al.* [ARGUS Collaboration], Phys. Lett. B **199** (1987) 451.
- [581] P. Avery *et al.* [CLEO Collaboration], Phys. Lett. B **183** (1987) 429.
- [582] R. Antunes-Nobrega, *et al.* [LHCb Collaboration], CERN-LHCC-2003-031.
- [583] N. Panikashvili [ATLAS Collaboration], Nucl. Phys. Proc. Suppl. **156** (2006) 129.
- [584] [CMS Collaboration], CERN-LHCC-2002-026.
- [585] N. Nikitin *et al.*, Nucl. Phys. Proc. Suppl. **156** (2006) 119.
- [586] C. Eggel, U. Langenegger and A. Starodumov, CMS-CR-2006-071.
- [587] D. Martinez, J. A. Hernando and F. Teubert, LHCb Public note, CERN-LHCb-2007-033.
- [588] A. Nikitenko, A. Starodumov and N. Stepanov, arXiv:hep-ph/9907256.
- [589] [ATLAS Collaboration], CERN-LHCC-99-15, ATLAS-TDR-15.
- [590] N. Nikitin, S. Sivolklov, M. Smizanska, D. Tlisov, K. Toms, ATL-COM-PHYS-2006-086.
- [591] N. Nikitin, P. Reznicek, S. Sivoklov, M. Smizanska and K. Toms, Nucl. Phys. Proc. Suppl. **163** (2007) 147.
- [592] H. Boos, T. Mannel and J. Reuter, Phys. Rev. D **70** (2004) 036006 [arXiv:hep-ph/0403085].
- [593] M. Ciuchini, M. Pierini and L. Silvestrini, Phys. Rev. Lett. **95** (2005) 221804 [arXiv:hep-ph/0507290].
- [594] M. Gronau and J. Zupan, Phys. Rev. D **71**, 074017 (2005).
- [595] B. Aubert *et al.* [BaBar Collaboration], Phys. Rev. Lett. **87** (2001) 091801 [arXiv:hep-ex/0107013].
- [596] K. Abe *et al.* [Belle Collaboration], Phys. Rev. Lett. **87** (2001) 091802 [arXiv:hep-ex/0107061].
- [597] B. Aubert *et al.* [BaBar Collaboration], arXiv:hep-ex/0607107.
- [598] K.-F. Chen *et al.* [Belle Collaboration], arXiv:hep-ex/0608039.
- [599] B. Aubert *et al.* [BaBar Collaboration], Phys. Rev. Lett. **87** (2001) 241801 [arXiv:hep-ex/0107049].
- [600] I. Dunietz, H. R. Quinn, A. Snyder, W. Toki and H. J. Lipkin, Phys. Rev. D **43** (1991) 2193.
- [601] A. Bondar, T. Gershon and P. Krokovny, “A method to measure ϕ_1 using $\overline{B}^0 \rightarrow Dh^0$ with multibody D decay” Phys. Lett. B **624** (2005) 1 [arXiv:hep-ph/0503174].
- [602] B. Aubert *et al.* [BaBar Collaboration], Phys. Rev. D **71** (2005) 032005 [arXiv:hep-ex/0411016].
- [603] R. Itoh *et al.* [Belle Collaboration], Phys. Rev. Lett. **95** (2005) 091601 [arXiv:hep-ex/0504030].
- [604] B. Aubert *et al.* [BaBar Collaboration], arXiv:hep-ex/0607105.
- [605] P. Krokovny *et al.* [Belle Collaboration], Phys. Rev. Lett. **97** (2006) 081801.
- [606] Y. Grossman and H. R. Quinn, Phys. Rev. D **58** (1998) 017504 [arXiv:hep-ph/9712306].
- [607] B. Aubert *et al.* [BaBar Collaboration], Phys. Rev. Lett. **95** (2005) 041805 [arXiv:hep-ex/0503049].
- [608] K. Abe *et al.* [Belle Collaboration], arXiv:hep-ex/0507039.
- [609] B. Aubert *et al.* [BaBar Collaboration], arXiv:hep-ex/0607106.
- [610] K. Abe [Belle Collaboration], arXiv:hep-ex/0608035.
- [611] B. Aubert *et al.* [BaBar Collaboration], arXiv:hep-ex/0607097.
- [612] A. E. Snyder and H. R. Quinn, Phys. Rev. D **48** (1993) 2139.
- [613] B. Aubert *et al.* [BaBar Collaboration], arXiv:hep-ex/0608002.
- [614] K. Abe *et al.* [Belle Collaboration], arXiv:hep-ex/0609003.
- [615] B. Aubert *et al.* [BaBar Collaboration], arXiv:hep-ex/0408099.

- [616] I. I. Y. Bigi and A. I. Sanda, Phys. Lett. B **211**, 213 (1988).
- [617] A. B. Carter and A. I. Sanda, Phys. Rev. Lett. **45** (1980) 952.
- [618] M. Gronau, Phys. Lett. B **557** (2003) 198 [arXiv:hep-ph/0211282].
- [619] D. Atwood and A. Soni, Phys. Rev. D **71** (2005) 013007 [arXiv:hep-ph/0312100].
- [620] Y. Grossman, A. Soffer and J. Zupan, Phys. Rev. D **72**, 031501 (2005).
- [621] M. Gronau, D. London, Phys. Lett. B **253**, 483 (1991).
- [622] M. Gronau and D. Wyler, Phys. Lett. B **265**, 172 (1991).
- [623] M. Gronau, Phys. Rev. D **58** (1998) 037301 [arXiv:hep-ph/9802315].
- [624] D. Atwood, I. Dunietz and A. Soni, Phys. Rev. Lett. **78** (1997) 3257 [arXiv:hep-ph/9612433].
- [625] D. Atwood, I. Dunietz and A. Soni, Phys. Rev. D **63** (2001) 036005 [arXiv:hep-ph/0008090].
- [626] A. Giri, Y. Grossman, A. Soffer and J. Zupan, Phys. Rev. D **68** (2003) 054018 [arXiv:hep-ph/0303187].
- [627] A. Bondar, Proceedings of BINP Special Analysis Meeting on Dalitz, 24-26 Sep. 2002, unpublished.
- [628] A. Poluektov *et al.* [Belle Collaboration], Phys. Rev. D **73** (2006) 112009.
- [629] B. Aubert *et al.* [BABAR Collaboration], arXiv:hep-ex/0607104.
- [630] B. Aubert *et al.* [BaBar Collaboration], Phys. Rev. Lett. **95** (2005) 121802.
- [631] H. Muramatsu *et al.* [CLEO Collaboration], Phys. Rev. Lett. **89** (2002) 251802 [Erratum-ibid. **90** (2003) 059901] [arXiv:hep-ex/0207067].
- [632] G. J. Feldman and R. D. Cousins, Phys. Rev. D **57** (1998) 3873 [arXiv:physics/9711021].
- [633] D. Atwood and A. Soni, Phys. Rev. D **68**, 033009 (2003) [arXiv:hep-ph/0206045].
- [634] D. Atwood and A. Soni, Phys. Rev. D **68** (2003) 033003; D. Asner, talk given at the 3rd Workshop on the CKM Unitarity Triangle (CKM2005), ckm2005.ucsd.edu/WG/WG5/thu3/Asner-WG5-S4.pdf.
- [635] B. Kayser and D. London, Phys. Rev. D **61**, 116013 (2000) [arXiv:hep-ph/9909561].
- [636] A. Bondar and A. Poluektov, Eur. Phys. J. C **47**, 347 (2006).
- [637] O. Long, M. Baak, R. N. Cahn and D. Kirkby, Phys. Rev. D **68**, 034010 (2003) [arXiv:hep-ex/0303030].
- [638] B. Aubert *et al.* [BABAR Collaboration], Phys. Rev. D **71**, 112003 (2005) [arXiv:hep-ex/0504035].
- [639] B. Aubert *et al.* [BABAR Collaboration], Phys. Rev. D **73**, 111101 (2006) [arXiv:hep-ex/0602049].
- [640] F. J. Ronga *et al.* [BELLE Collaboration], Phys. Rev. D **73**, 092003 (2006) [arXiv:hep-ex/0604013].
- [641] I. Dunietz, Phys. Lett. B **427**, 179 (1998) [arXiv:hep-ph/9712401].
- [642] O. Deschamps, F. Machefert, S. Monteil, P. Perret, P. Robbe, A. Robert and M-H. Schune, LHCb Public note, LHCb-2007-046.
- [643] “The BaBar Physics Book”, editors P.F. Harrison and H.R. Quinn, SLAC-R-504 (1998), section 6.5.
- [644] M. Patel, LHCb Public note, LHCb-2006-066.
- [645] M. Patel, LHCb Public note, LHCb-2007-043.
- [646] V. Gibson, C. Lazzeroni and J. Libby, LHCb Public note, LHCb-2007-048.
- [647] A. Powell, LHCb Public note, LHCb-2007-004.
- [648] K. Akiba and M. Gandelman, Decays”, LHCb Public note, LHCb-2007-050.
- [649] J. Rademacker and G. Wilkinson, Phys. Lett. B **647**, 400 (2007) [arXiv:hep-ph/0611272].

- [650] S. Cohen, M. Merk and E. Rodrigues, LHCb Public note, LHCb-2007-041.
- [651] R. Fleischer, Nucl. Phys. B **671**, 459 (2003) [arXiv:hep-ph/0304027].
- [652] V.V. Gligorov, LHCb Public note, LHCb-2007-044.
- [653] G. Wilkinson, LHCb Public note, LHCb-2005-036.
- [654] S. Amato, M. Gandelman, C. Gobel and L. de Paula, LHCb Public note, LHCb-2007-045.
- [655] V. Abazov [D0 Collaboration], arXiv:hep-ex/0701007.
- [656] V. M. Abazov *et al.* [D0 Collaboration], Phys. Rev. D **74** (2006) 092001 [arXiv:hep-ex/0609014].
- [657] D. Buskulic *et al.* [ALEPH Collaboration], Phys. Lett. B **377** (1996) 205.
- [658] F. Abe *et al.* [CDF Collaboration], Phys. Rev. D **59** (1999) 032004 [arXiv:hep-ex/9808003].
- [659] P. Abreu *et al.* [DELPHI Collaboration], Eur. Phys. J. C **16** (2000) 555 [arXiv:hep-ex/0107077].
- [660] K. Ackerstaff *et al.* [OPAL Collaboration], Phys. Lett. B **426** (1998) 161 [arXiv:hep-ex/9802002].
- [661] V. M. Abazov *et al.* [D0 Collaboration], Phys. Rev. Lett. **97** (2006) 241801 [arXiv:hep-ex/0604046].
- [662] D. Acosta *et al.* [CDF Collaboration], Phys. Rev. Lett. **94** (2005) 101803 [arXiv:hep-ex/0412057].
- [663] V. M. Abazov *et al.* [D0 Collaboration], Phys. Rev. Lett. **98** (2007) 121801 [arXiv:hep-ex/0701012].
- [664] A. Abulencia *et al.* [CDF - Run II Collaboration], Phys. Rev. Lett. **97** (2006) 062003 [AIP Conf. Proc. **870** (2006) 116] [arXiv:hep-ex/0606027].
- [665] Y. Grossman, Y. Nir and G. Raz, Phys. Rev. Lett. **97** (2006) 151801 [arXiv:hep-ph/0605028].
- [666] V. M. Abazov *et al.* [D0 Collaboration], width Phys. Rev. D **76** (2007) 057101 [arXiv:hep-ex/0702030].
- [667] J. Borel, L. Nicolas, O. Schneider, J. Van Hunen, LHCb Public note, LHCb-2007-017.
- [668] P. Vankov, G. Raven, LHCb Public note, LHCb-2007-055.
- [669] G. Balbi, V.M. Vagnoni, S. Vecchi, LHCb Public note, LHCb-2007-032;
G. Balbi, S. Vecchi, LHCb Public note, LHCb-2007-056.
- [670] M. Calvi, O. Leroy, M. Musy, LHCb Public note, LHCb-2007-058.
- [671] L. Fernández, EPFL Ph. D. thesis 3613, CERN-THESIS-2006-042.
- [672] L. Fernández, in “Physics at LHC”, Cracow, Poland, LHCb Public note, LHCb-2006-047,
Acta Phys. Polon. B **38** (2007) 931.
- [673] D. Volyanskyy, J. van Tilburg, LHCb Public note, LHCb-2006-027.
- [674] S. Jimenez-Otero, EPFL Ph. D. thesis 3779, CERN-THESIS-2007-051.
- [675] U. Nierste, arXiv:hep-ph/0406300.
- [676] O. Leroy, F. Muheim, S. Poss, Y. Xie, LHCb Public note, LHCb-2007-029.
- [677] N. Brook, N. Cottingham, R.W. Lambert, F. Muheim, J. Rademacker, P. Szczypka, Y. Xie, LHCb Public note, LHCb-2007-054.
- [678] V.V. Gligorov, J. Rademacker, LHCb Public note, LHCb-2007-053.
- [679] J. Rademacker, Nucl. Instrum. Meth. A **570**, 525 (2007) [arXiv:hep-ex/0502042].
- [680] V. Ciulli *et al.*, “Study of the decay $B_s \rightarrow J/\psi \phi$ ”, CMS NOTE-2006/090.
- [681] The CMS collaboration, “The TriDAS Project Technical Design Report, Volume 2: Data Acquisition and High-Level Trigger”, CERN/LHCC 2002-26, CMS TDR 6.2, 2002.
- [682] The CMS collaboration, “CMS Physics Technical Design Report Volume I: Detector Performance and Software”, CERN/LHCC 2006-001, CMS TDR 8.1, 2006
- [683] I. Duniety, R. Fleischer and U. Nierste, Phys. Rev. D **63** (2001) 114015 [arXiv:hep-ph/0012219].

- [684] S. Dambach, U. Langenegger and A. Starodumov, Nucl. Instrum. Meth. A **569** (2006) 824 [arXiv:hep-ph/0607294].
- [685] A. Starodumov, Z. Xie, “ B_s decay vertex resolution,” CMS NOTE 1997/85.
- [686] ATLAS Collaboration, “ATLAS: Detector and physics performance technical design report. Volume 1,” CERN-LHCC-99-14.
- [687] A. J. Buras, M. Jamin and P. H. Weisz, Nucl. Phys. B **347**, 491 (1990).
- [688] M. Beneke, G. Buchalla, C. Greub, A. Lenz and U. Nierste, Phys. Lett. B **459** (1999) 631 [arXiv:hep-ph/9808385].
- [689] M. Beneke, G. Buchalla, A. Lenz and U. Nierste, Phys. Lett. B **576** (2003) 173 [arXiv:hep-ph/0307344].
- [690] M. Ciuchini, E. Franco, V. Lubicz, F. Mescia and C. Tarantino, JHEP **0308** (2003) 031 [arXiv:hep-ph/0308029].
- [691] V. Gimenez and J. Reyes, Nucl. Phys. Proc. Suppl. **94** (2001) 350 [arXiv:hep-lat/0010048].
- [692] S. Hashimoto, K. I. Ishikawa, T. Onogi, M. Sakamoto, N. Tsutsui and N. Yamada, Phys. Rev. D **62** (2000) 114502 [arXiv:hep-lat/0004022].
- [693] S. Aoki *et al.* [JLQCD Collaboration], Phys. Rev. D **67** (2003) 014506 [arXiv:hep-lat/0208038].
- [694] D. Becirevic, D. Meloni, A. Retico, V. Gimenez, V. Lubicz and G. Martinelli, Eur. Phys. J. C **18** (2000) 157 [arXiv:hep-ph/0006135].
- [695] L. Lellouch and C. J. Lin [UKQCD Collaboration], Phys. Rev. D **64** (2001) 094501 [arXiv:hep-ph/0011086].
- [696] N. Yamada *et al.* [JLQCD Collaboration], Nucl. Phys. Proc. Suppl. **106** (2002) 397 [arXiv:hep-lat/0110087].
- [697] M. Beneke, G. Buchalla and I. Dunietz, Phys. Rev. D **54** (1996) 4419 [arXiv:hep-ph/9605259].
- [698] A. Lenz and U. Nierste, JHEP **0706** (2007) 072 [arXiv:hep-ph/0612167].
- [699] C. Tarantino, arXiv:hep-ph/0702235.
- [700] Z. Ligeti, M. Papucci and G. Perez, Phys. Rev. Lett. **97** (2006) 101801 [arXiv:hep-ph/0604112].
- [701] P. Ball and R. Fleischer, Eur. Phys. J. C **48** (2006) 413 [arXiv:hep-ph/0604249].
- [702] M. Rescigno, private communication.
- [703] M. Ciuchini, E. Franco, D. Guadagnoli, V. Lubicz, V. Porretti and L. Silvestrini, in preparation.
- [704] Y. Grossman and M. P. Worah, Phys. Lett. B **395** (1997) 241 [arXiv:hep-ph/9612269].
- [705] M. Ciuchini, E. Franco, G. Martinelli, A. Masiero and L. Silvestrini, Phys. Rev. Lett. **79** (1997) 978 [arXiv:hep-ph/9704274].
- [706] D. London and A. Soni, Phys. Lett. B **407** (1997) 61 [arXiv:hep-ph/9704277].
- [707] G. Buchalla, G. Hiller, Y. Nir and G. Raz, JHEP **0509** (2005) 074 [hep-ph/0503151].
- [708] M. Beneke, Phys. Lett. B **620** (2005) 143 [hep-ph/0505075].
- [709] H. Y. Cheng, C. K. Chua and A. Soni, Phys. Rev. D **72** (2005) 014006 [hep-ph/0502235].
- [710] H. n. Li and S. Mishima, Phys. Rev. D **74** (2006) 094020 [hep-ph/0608277].
- [711] H. Y. Cheng, C. K. Chua and A. Soni, Phys. Rev. D **72** (2005) 094003 [hep-ph/0506268].
- [712] H. J. Lipkin, Y. Nir, H. R. Quinn and A. Snyder, Phys. Rev. D **44**, 1454 (1991).
- [713] T. Gershon and M. Hazumi, Phys. Lett. B **596**, 163 (2004) [arXiv:hep-ph/0402097].
- [714] Y. Grossman, Z. Ligeti, Y. Nir and H. Quinn, Phys. Rev. D **68**, 015004 (2003) [arXiv:hep-ph/0303171].
- [715] K. Abe *et al.* [Belle Collaboration], arXiv:hep-ex/0208030.
- [716] M. Gronau and J. L. Rosner, Phys. Lett. B **564**, 90 (2003) [arXiv:hep-ph/0304178].
- [717] K. Abe *et al.* [Belle Collaboration], arXiv:hep-ex/0609006.

- [718] M. Gronau and J. L. Rosner, Phys. Rev. D **72**, 094031 (2005) [arXiv:hep-ph/0509155].
- [719] B. Aubert *et al.* [BABAR Collaboration], arXiv:hep-ex/0507016.
- [720] B. Aubert *et al.* [BABAR Collaboration], arXiv:hep-ex/0607108.
- [721] G. Engelhard and G. Raz, Phys. Rev. D **72** (2005) 114017 [arXiv:hep-ph/0508046].
- [722] G. Engelhard, Y. Nir and G. Raz, Phys. Rev. D **72**, 075013 (2005) [arXiv:hep-ph/0505194].
- [723] C. K. Chua, *In the Proceedings of 4th Flavor Physics and CP Violation Conference (FPCP 2006), Vancouver, British Columbia, Canada, 9-12 Apr 2006, pp 008* [arXiv:hep-ph/0605301].
- [724] B. Aubert *et al.* [BABAR Collaboration], arXiv:hep-ex/0607112.
- [725] M. Ciuchini, M. Pierini and L. Silvestrini, Phys. Rev. D **74**, 051301 (2006) [arXiv:hep-ph/0601233].
- [726] M. Ciuchini, M. Pierini and L. Silvestrini, arXiv:hep-ph/0602207.
- [727] M. Gronau, D. Pirjol, A. Soni and J. Zupan, arXiv:hep-ph/0608243.
- [728] B. Grinstein and R. F. Lebed, Phys. Rev. D **53**, 6344 (1996) [arXiv:hep-ph/9602218].
- [729] M. J. Savage and M. B. Wise, Phys. Rev. D **39**, 3346 (1989) [Erratum-ibid. D **40**, 3127 (1989)].
- [730] L. L. Chau, H. Y. Cheng, W. K. Sze, H. Yao and B. Tseng, Phys. Rev. D **43**, 2176 (1991) [Erratum-ibid. D **58**, 019902 (1998)].
- [731] M. Gronau, O. F. Hernandez, D. London and J. L. Rosner, Phys. Rev. D **50**, 4529 (1994) [arXiv:hep-ph/9404283].
- [732] M. Gronau, O. F. Hernandez, D. London and J. L. Rosner, Phys. Rev. D **52**, 6356 (1995) [arXiv:hep-ph/9504326].
- [733] M. Gronau, O. F. Hernandez, D. London and J. L. Rosner, Phys. Rev. D **52**, 6374 (1995) [arXiv:hep-ph/9504327].
- [734] A. S. Dighe, M. Gronau and J. L. Rosner, Phys. Lett. B **367**, 357 (1996) [Erratum-ibid. B **377**, 325 (1996)] [arXiv:hep-ph/9509428].
- [735] A. S. Dighe, M. Gronau and J. L. Rosner, Phys. Rev. D **57**, 1783 (1998) [arXiv:hep-ph/9709223].
- [736] C. W. Bauer and D. Pirjol, Phys. Lett. B **604**, 183 (2004) [arXiv:hep-ph/0408161].
- [737] C. W. Chiang and J. L. Rosner, Phys. Rev. D **65**, 074035 (2002) [Erratum-ibid. D **68**, 039902 (2003)] [arXiv:hep-ph/0112285].
- [738] C. W. Chiang, M. Gronau and J. L. Rosner, Phys. Rev. D **68**, 074012 (2003) [arXiv:hep-ph/0306021].
- [739] C. W. Chiang, M. Gronau, Z. Luo, J. L. Rosner and D. A. Suprun, Phys. Rev. D **69**, 034001 (2004) [arXiv:hep-ph/0307395].
- [740] C. W. Chiang, M. Gronau, J. L. Rosner and D. A. Suprun, Phys. Rev. D **70**, 034020 (2004) [arXiv:hep-ph/0404073].
- [741] C. W. Chiang and Y. F. Zhou, arXiv:hep-ph/0609128.
- [742] Y. F. Zhou, Y. L. Wu, J. N. Ng and C. Q. Geng, Phys. Rev. D **63**, 054011 (2001) [arXiv:hep-ph/0006225].
- [743] X. G. He, Y. K. Hsiao, J. Q. Shi, Y. L. Wu and Y. F. Zhou, Phys. Rev. D **64**, 034002 (2001) [arXiv:hep-ph/0011337].
- [744] Y. L. Wu and Y. F. Zhou, Eur. Phys. J. directC **5**, 014 (2003) [Eur. Phys. J. C **32S1**, 179 (2004)] [arXiv:hep-ph/0210367].
- [745] Y. L. Wu and Y. F. Zhou, Phys. Rev. D **71**, 021701 (2005) [arXiv:hep-ph/0409221].
- [746] Y. L. Wu and Y. F. Zhou, Phys. Rev. D **72**, 034037 (2005) [arXiv:hep-ph/0503077].
- [747] M. Neubert and J. L. Rosner, Phys. Lett. B **441**, 403 (1998) [arXiv:hep-ph/9808493].
- [748] M. Neubert and J. L. Rosner, Phys. Rev. Lett. **81**, 5076 (1998) [arXiv:hep-ph/9809311].

- [749] M. Neubert, JHEP **9902**, 014 (1999) [arXiv:hep-ph/9812396].
- [750] M. Gronau, D. Pirjol and T. M. Yan, Phys. Rev. D **60**, 034021 (1999) [Erratum-ibid. D **69**, 119901 (2004)] [arXiv:hep-ph/9810482].
- [751] C. W. Bauer, I. Z. Rothstein and I. W. Stewart, Phys. Rev. D **74**, 034010 (2006) [arXiv:hep-ph/0510241].
- [752] M. Gronau and J. L. Rosner, arXiv:hep-ph/0610227.
- [753] X. Q. Hao, X. G. He and X. Q. Li, arXiv:hep-ph/0609264.
- [754] M. Gronau and J. L. Rosner, Phys. Rev. D **58**, 113005 (1998) [arXiv:hep-ph/9806348].
- [755] A. J. Buras, R. Fleischer, S. Recksiegel and F. Schwab, Eur. Phys. J. C **45**, 701 (2006) [arXiv:hep-ph/0512032].
- [756] R. Fleischer and J. Matias, Phys. Rev. D **66**, 054009 (2002) [arXiv:hep-ph/0204101].
- [757] D. London, J. Matias and J. Virto, Phys. Rev. D **71**, 014024 (2005) [arXiv:hep-ph/0410011].
- [758] M. Gronau, Phys. Lett. B **492**, 297 (2000) [arXiv:hep-ph/0008292].
- [759] D. Tonelli [CDF Collaboration], PoS **HEP2005**, 258 (2006) [arXiv:hep-ex/0512024].
- [760] A. J. Buras, R. Fleischer, S. Recksiegel and F. Schwab, Acta Phys. Polon. B **36**, 2015 (2005) [arXiv:hep-ph/0410407].
- [761] A. J. Buras, R. Fleischer, S. Recksiegel and F. Schwab, Nucl. Phys. B **697**, 133 (2004) [arXiv:hep-ph/0402112].
- [762] A. J. Buras, R. Fleischer, S. Recksiegel and F. Schwab, Phys. Rev. Lett. **92**, 101804 (2004) [arXiv:hep-ph/0312259].
- [763] A. Soni and D. A. Suprun, arXiv:hep-ph/0609089.
- [764] A. Soni and D. A. Suprun, Phys. Lett. B **635**, 330 (2006) [arXiv:hep-ph/0511012].
- [765] M. Gronau, J. L. Rosner and J. Zupan, Phys. Rev. D **74**, 093003 (2006) [arXiv:hep-ph/0608085].
- [766] M. Gronau, J. L. Rosner and J. Zupan, Phys. Lett. B **596**, 107 (2004) [arXiv:hep-ph/0403287].
- [767] M. Gronau, Y. Grossman and J. L. Rosner, Phys. Lett. B **579**, 331 (2004) [arXiv:hep-ph/0310020].
- [768] M. Gronau and J. L. Rosner, Phys. Rev. D **71**, 074019 (2005) [arXiv:hep-ph/0503131].
- [769] G. Raz, arXiv:hep-ph/0509125.
- [770] M. Gronau and J. L. Rosner, Phys. Rev. D **59**, 113002 (1999) [arXiv:hep-ph/9809384].
- [771] H. J. Lipkin, Phys. Lett. B **445**, 403 (1999) [arXiv:hep-ph/9810351].
- [772] M. Gronau and J. L. Rosner, Phys. Rev. D **65**, 013004 (2002) [Erratum-ibid. D **65**, 079901 (2002)] [arXiv:hep-ph/0109238].
- [773] M. Gronau, Y. Grossman, G. Raz and J. L. Rosner, Phys. Lett. B **635**, 207 (2006) [arXiv:hep-ph/0601129].
- [774] M. Gronau, Phys. Lett. B **627**, 82 (2005) [arXiv:hep-ph/0508047].
- [775] R. Fleischer, Phys. Lett. B **459** (1999) 306 [arXiv:hep-ph/9903456].
- [776] S. Baek, D. London, J. Matias and J. Virto, JHEP **0602** (2006) 027 [arXiv:hep-ph/0511295].
- [777] A. S. Safir, JHEP **0409** (2004) 053 [arXiv:hep-ph/0407015].
- [778] S. Descotes-Genon, J. Matias and J. Virto, Phys. Rev. Lett. **97** (2006) 061801 [arXiv:hep-ph/0603239].
- [779] S. Baek, D. London, J. Matias and J. Virto, arXiv:hep-ph/0610109.
- [780] A. J. Buras and L. Silvestrini, Nucl. Phys. B **569** (2000) 3 [arXiv:hep-ph/9812392].
- [781] M. Ciuchini, E. Franco, G. Martinelli and L. Silvestrini, Nucl. Phys. B **501** (1997) 271 [arXiv:hep-ph/9703353].
- [782] M. Ciuchini, E. Franco, G. Martinelli, M. Pierini and L. Silvestrini, Phys. Lett. B **515** (2001) 33

- [arXiv:hep-ph/0104126].
- [783] M. Ciuchini, M. Pierini and L. Silvestrini, arXiv:hep-ph/0703137.
- [784] M. Ciuchini *et al.*, in preparation.
- [785] R. Barbieri and A. Strumia, Nucl. Phys. B **508** (1997) 3 [arXiv:hep-ph/9704402].
- [786] A. L. Kagan and M. Neubert, Phys. Rev. D **58** (1998) 094012 [arXiv:hep-ph/9803368].
- [787] S. A. Abel, W. N. Cottingham and I. B. Whittingham, Phys. Rev. D **58** (1998) 073006 [arXiv:hep-ph/9803401].
- [788] A. Kagan, arXiv:hep-ph/9806266.
- [789] R. Fleischer and T. Mannel, Phys. Lett. B **511** (2001) 240 [arXiv:hep-ph/0103121].
- [790] E. Lunghi and D. Wyler, Phys. Lett. B **521** (2001) 320 [arXiv:hep-ph/0109149].
- [791] M. B. Causse, arXiv:hep-ph/0207070.
- [792] G. Hiller, Phys. Rev. D **66** (2002) 071502 [arXiv:hep-ph/0207356].
- [793] S. Khalil and E. Kou, Phys. Rev. D **67** (2003) 055009 [arXiv:hep-ph/0212023].
- [794] S. Baek, Phys. Rev. D **67** (2003) 096004 [arXiv:hep-ph/0301269].
- [795] K. Agashe and C. D. Carone, Phys. Rev. D **68** (2003) 035017 [arXiv:hep-ph/0304229].
- [796] J. F. Cheng, C. S. Huang and X. h. Wu, Phys. Lett. B **585** (2004) 287 [arXiv:hep-ph/0306086].
- [797] D. Chakraverty, E. Gabrielli, K. Huitu and S. Khalil, Phys. Rev. D **68** (2003) 095004 [arXiv:hep-ph/0306076].
- [798] S. Khalil and E. Kou, Phys. Rev. Lett. **91** (2003) 241602 [arXiv:hep-ph/0303214].
- [799] S. Khalil and E. Kou, *In the Proceedings of 2nd Workshop on the CKM Unitarity Triangle, Durham, England, 5-9 Apr 2003, pp WG305* [arXiv:hep-ph/0307024].
- [800] J. F. Cheng, C. S. Huang and X. H. Wu, Nucl. Phys. B **701** (2004) 54 [arXiv:hep-ph/0404055].
- [801] S. Khalil and E. Kou, Phys. Rev. D **71** (2005) 114016 [arXiv:hep-ph/0407284].
- [802] E. Gabrielli, K. Huitu and S. Khalil, Nucl. Phys. B **710** (2005) 139 [arXiv:hep-ph/0407291].
- [803] S. Khalil, Mod. Phys. Lett. A **19** (2004) 2745 [Afr. J. Math. Phys. **1** (2004) 101] [arXiv:hep-ph/0411151].
- [804] S. Khalil, Phys. Rev. D **72** (2005) 035007 [arXiv:hep-ph/0505151].
- [805] M. Ciuchini *et al.*, in preparation.
- [806] M. Ciuchini, Nucl. Phys. Proc. Suppl. **109B** (2002) 307 [arXiv:hep-ph/0112133].
- [807] A. L. Kagan, arXiv:hep-ph/0407076.
- [808] M. Endo, S. Mishima and M. Yamaguchi, Phys. Lett. B **609** (2005) 95 [arXiv:hep-ph/0409245].
- [809] J. A. Casas and S. Dimopoulos, Phys. Lett. B **387** (1996) 107 [arXiv:hep-ph/9606237].
- [810] B. Aubert *et al.* [BABAR Collaboration], arXiv:hep-ex/0508017.
- [811] B. Aubert *et al.* [BABAR Collaboration], arXiv:hep-ex/0607101.
- [812] B. Aubert *et al.* [BABAR Collaboration], arXiv:hep-ex/0607096.
- [813] B. Aubert *et al.* [BABAR Collaboration], Phys. Rev. Lett. **98**, 031801 (2007) [arXiv:hep-ex/0609052].
- [814] B. Aubert *et al.* [BABAR Collaboration], Phys. Rev. Lett. **97**, 171805 (2006) [arXiv:hep-ex/0608036].
- [815] M. Raidal, Phys. Rev. Lett. **89** (2002) 231803 [arXiv:hep-ph/0208091].
- [816] S. Amato, J. McCarron, F. Muheim, B. Souza de Paula, Y. Xie, LHCb Public note, LHCb-2007-047.
- [817] Y. Xie, LHCb Public note, LHCb-2007-130.
- [818] A. G. Akeroyd *et al.*, “Physics at Super *B* Factory”, to be posted on hep-ex.

- [819] M. Hazumi, Contribution to ICHEP 2006.
- [820] S. Hashimoto *et al.*, Letter of intent for KEK Super B Factory, KEK-REPORT-2004-4.
- [821] B. Aubert *et al.* [BaBar Collaboration], Phys. Rev. D **74** (2006) 051106 [arXiv:hep-ex/0607063].
- [822] The *BABAR* Collaboration, Branching fraction limits for B^0 decays to $\eta'\eta$, $\eta'\pi^0$ and $\eta\pi^0$, Phys. Rev. D **73**, (2006) 071102.
- [823] B. Aubert *et al.* [BABAR Collaboration], Phys. Rev. Lett. **98** (2007) 051802 [arXiv:hep-ex/0607109].
- [824] The Belle Collaboration, Measurement of charmless B decays to ηK^* and $\eta\rho$, hep-ex/0608034.
- [825] B. Aubert *et al.* [BABAR Collaboration], arXiv:hep-ex/0607098.
- [826] The Belle Collaboration, Measurement of the branching fraction, polarization, and CP asymmetry for $B^0 \rightarrow \rho^+\rho^-$ decays, and determination of the CKM phase ϕ_2 , Phys. Rev. Lett. **96**, (2006) 171801.
- [827] The *BABAR* Collaboration, Vector - Tensor and Vector - Vector decay amplitude analysis of $B^0 \rightarrow \phi K^{*0}$, hep-ex/0610073.
- [828] The Belle Collaboration, Measurement of polarization and triple-product correlations in $B \rightarrow \phi K^*$ decays, Phys. Rev. Lett. **94**, (2005) 221804.
- [829] The *BABAR* Collaboration, Measurements of branching fractions, polarizations, and direct CP-violation asymmetries in $B \rightarrow \rho K^*$ and $B \rightarrow f_0(980)K^*$ decays, hep-ex/0607057.
- [830] The Belle Collaboration, Measurements of branching fraction and polarization in $B^+ \rightarrow \rho^+ K^{*0}$ decay, hep-ex/0505039.
- [831] A. Datta, D. London, Triple-product correlations in $B \rightarrow V1V2$ decays and new physics, Int. J. Mod. Phys. A **19**, (2004) 2505-2544.
- [832] D. London, N. Sinha, and R. Sinha, Bounds on new physics from $B \rightarrow V(1)V(2)$ decays, Phys. Rev. D **69**, (2004) 114013
- [833] Lu. C.-D. and Shen Y.-L. and Wang W., Enhancement of the electroweak penguin dominated vector meson decays of B meson, hep-ph/0606092.
- [834] The *BABAR* Collaboration, Search for the decay $B^0 \rightarrow a_1^\pm \rho^\mp$, Phys. Rev. D **74**, (2006) 031104.
- [835] A. Abulencia *et al.* [CDF Collaboration], Phys. Rev. Lett. **97**, 211802 (2006) [arXiv:hep-ex/0607021].
- [836] A. Carbone, J. Nardulli, S. Pennazzi, A. Sarti, V. Vagnoni, LHCb Public note, CERN-LHCb-2007-059.
- [837] O. Leitner and Z. J. Ajaltouni, Nucl. Phys. Proc. Suppl. **174** (2007) 169 [arXiv:hep-ph/0610189].
- [838] G. Buchalla and A. J. Buras, Phys. Rev. D **54** (1996) 6782 [arXiv:hep-ph/9607447].
- [839] A. J. Buras, F. Schwab and S. Uhlig, arXiv:hep-ph/0405132.
- [840] G. Isidori, *In the Proceedings of 4th Flavor Physics and CP Violation Conference (FPCP 2006), Vancouver, British Columbia, Canada, 9-12 Apr 2006, pp 035* [arXiv:hep-ph/0606047].
- [841] D. Bryman, A. J. Buras, G. Isidori and L. Littenberg, Int. J. Mod. Phys. A **21** (2006) 487 [arXiv:hep-ph/0505171].
- [842] W. J. Marciano and Z. Parsa, Phys. Rev. D **53**, 1 (1996).
- [843] F. Mescia and C. Smith, Phys. Rev. D **76** (2007) 034017 [arXiv:0705.2025 [hep-ph]].
- [844] A. J. Buras, M. Gorbahn, U. Haisch and U. Nierste, Phys. Rev. Lett. **95**, 261805 (2005) [arXiv:hep-ph/0508165].
- [845] A. J. Buras, M. Gorbahn, U. Haisch and U. Nierste, JHEP **0611**, 002 (2006) [arXiv:hep-ph/0603079].
- [846] G. Isidori, F. Mescia and C. Smith, Nucl. Phys. B **718**, 319 (2005) [arXiv:hep-ph/0503107].
- [847] A. J. Buras, A. Romanino and L. Silvestrini, Nucl. Phys. B **520** (1998) 3 [arXiv:hep-ph/9712398].

- [848] V. V. Anisimovsky *et al.* [E949 Collaboration], Phys. Rev. Lett. **93**, 031801 (2004) [arXiv:hep-ex/0403036].
- [849] S. Adler *et al.* [E787 Collaboration], Phys. Rev. Lett. **88**, 041803 (2002) [arXiv:hep-ex/0111091].
- [850] S. Adler *et al.* [E787 Collaboration], Phys. Rev. Lett. **79**, 2204 (1997) [arXiv:hep-ex/9708031].
- [851] Y. Grossman and Y. Nir, Phys. Lett. B **398**, 163 (1997) [arXiv:hep-ph/9701313].
- [852] G. Buchalla, G. D'Ambrosio and G. Isidori, Nucl. Phys. B **672**, 387 (2003) [arXiv:hep-ph/0308008].
- [853] G. Isidori, C. Smith and R. Unterdorfer, Eur. Phys. J. C **36**, 57 (2004) [arXiv:hep-ph/0404127].
- [854] U. Haisch, *To Appear In the Proceedings of KAON International Conference, Laboratori Nazionali di Frascati dell'INFN, Rome, Italy, 21-25 May 2007*, arXiv:0707.3098 [hep-ph].
- [855] C. Tarantino, *To Appear In the Proceedings of KAON International Conference, Laboratori Nazionali di Frascati dell'INFN, Rome, Italy, 21-25 May 2007*, arXiv:0706.3436 [hep-ph].
- [856] C. Smith, *To Appear In the Proceedings of KAON International Conference, Laboratori Nazionali di Frascati dell'INFN, Rome, Italy, 21-25 May 2007*, arXiv:0707.2309 [hep-ph].
- [857] J. K. Ahn *et al.* [E391a Collaboration], arXiv:0712.4164 [hep-ex].
- [858] A. Alavi-Harati *et al.* [KTeV Collaboration], Phys. Rev. Lett. **93**, 021805 (2004) [arXiv:hep-ex/0309072].
- [859] A. Alavi-Harati *et al.* [KTeV Collaboration], Phys. Rev. Lett. **84**, 5279 (2000) [arXiv:hep-ex/0001006].
- [860] G. Isidori, F. Mescia, P. Paradisi, C. Smith and S. Trine, JHEP **0608**, 064 (2006) [arXiv:hep-ph/0604074].
- [861] G. Buchalla and G. Isidori, Phys. Lett. B **440** (1998) 170 [arXiv:hep-ph/9806501].
- [862] G. Isidori, G. Martinelli and P. Turchetti, Phys. Lett. B **633**, 75 (2006) [arXiv:hep-lat/0506026].
- [863] A. J. Buras, M. E. Lautenbacher, M. Misiak and M. Munz, Nucl. Phys. B **423** (1994) 349 [arXiv:hep-ph/9402347].
- [864] G. D'Ambrosio, G. Ecker, G. Isidori and J. Portoles, JHEP **9808** (1998) 004 [arXiv:hep-ph/9808289].
- [865] S. Friot, D. Greynat and E. De Rafael, Phys. Lett. B **595** (2004) 301 [arXiv:hep-ph/0404136].
- [866] J. R. Batley *et al.* [NA48/1 Collaboration], Phys. Lett. B **576** (2003) 43 [arXiv:hep-ex/0309075].
- [867] J. R. Batley *et al.* [NA48/1 Collaboration], Phys. Lett. B **599** (2004) 197 [arXiv:hep-ex/0409011].
- [868] F. Mescia, C. Smith and S. Trine, JHEP **0608** (2006) 088 [arXiv:hep-ph/0606081].
- [869] M. Gorbahn and U. Haisch, Phys. Rev. Lett. **97** (2006) 122002 [arXiv:hep-ph/0605203].
- [870] G. Isidori and R. Unterdorfer, JHEP **0401** (2004) 009 [arXiv:hep-ph/0311084].
- [871] J. M. Gerard, C. Smith and S. Trine, Nucl. Phys. B **730** (2005) 1 [arXiv:hep-ph/0508189].
- [872] M. Blanke, A. J. Buras, D. Guadagnoli and C. Tarantino, JHEP **0610**, 003 (2006) [arXiv:hep-ph/0604057].
- [873] G. Buchalla and A. J. Buras, Phys. Lett. B **333**, 221 (1994) [arXiv:hep-ph/9405259].
- [874] A. J. Buras and R. Fleischer, Phys. Rev. D **64**, 115010 (2001) [arXiv:hep-ph/0104238].
- [875] Y. Nir and M. P. Worah, Phys. Lett. B **423** (1998) 319 [arXiv:hep-ph/9711215].
- [876] G. Colangelo and G. Isidori, JHEP **9809** (1998) 009 [arXiv:hep-ph/9808487].
- [877] G. Isidori and P. Paradisi, Phys. Rev. D **73** (2006) 055017 [arXiv:hep-ph/0601094].
- [878] T. Moroi, Phys. Lett. B **493** (2000) 366 [arXiv:hep-ph/0007328].
- [879] D. Chang, A. Masiero and H. Murayama, Phys. Rev. D **67** (2003) 075013 [arXiv:hep-ph/0205111].
- [880] P. L. Cho, M. Misiak and D. Wyler, Phys. Rev. D **54** (1996) 3329 [arXiv:hep-ph/9601360].

- [881] S. Davidson, D. C. Bailey and B. A. Campbell, *Z. Phys. C* **61** (1994) 613 [arXiv:hep-ph/9309310].
- [882] R. Barbier *et al.*, arXiv:hep-ph/9810232.
- [883] Y. Grossman, G. Isidori and H. Murayama, *Phys. Lett. B* **588** (2004) 74 [arXiv:hep-ph/0311353].
- [884] A. Deandrea, J. Welzel and M. Oertel, *JHEP* **0410** (2004) 038 [arXiv:hep-ph/0407216].
- [885] N. G. Deshpande, D. K. Ghosh and X. G. He, *Phys. Rev. D* **70** (2004) 093003 [arXiv:hep-ph/0407021].
- [886] G. Anelli *et al.*, *Proposal to Measure the Rare Decay $K^+ \rightarrow \pi^+ \nu \bar{\nu}$* , CERN-SPSC-2005-013, SPSC-P-326, 11/06/2005.
- [887] G. Unal [NA48 Collaboration], *Frascati Phys. Ser.* **21**, 361 (2001) [arXiv:hep-ex/0012011].
- [888] <http://j-parc.jp/index-e.html>.
- [889] http://j-parc.jp/NuclPart/PAC_for_NuclPart.html.
- [890] The J-PARC proposals, including the kaon experiments, are available from http://j-parc.jp/NuclPart/Proposal_0606_e.html.
- [891] I. I. Y. Bigi, Y. L. Dokshitzer, V. A. Khoze, J. H. Kuhn and P. M. Zerwas, *Phys. Lett. B* **181**, 157 (1986).
- [892] G. Burdman, E. Golowich, J. Hewett and S. Pakvasa, *Phys. Rev. D* **66**, 014009 (2002).
- [893] S. Bianco, F. L. Fabbri, D. Benson and I. Bigi, *Riv. Nuovo Cim.* **26N7**, 1 (2003).
- [894] G. Burdman and I. Shipsey, *Ann. Rev. Nucl. Part. Sci.* **53**, 431 (2003).
- [895] A. A. Petrov, eConf **C030603**, MEC05 (2003) [arXiv:hep-ph/0311371]. for older compilation, see also H. N. Nelson, in *Proc. of the 19th Intl. Symp. on Photon and Lepton Interactions at High Energy LP99* ed. J.A. Jaros and M.E. Peskin, arXiv:hep-ex/9908021; A. Datta and D. Kumbhakar, *Z. Phys. C* **27**, 515 (1985); A. A. Petrov, *Phys. Rev. D* **56**, 1685 (1997).
- [896] K. Abe *et al.* [Belle Collaboration], *Phys. Rev. D* **72**, 071101 (2005).
- [897] C. Cawlfeld *et al.* [CLEO Collaboration], *Phys. Rev. D* **71**, 077101 (2005).
- [898] B. Aubert *et al.* [BABAR Collaboration], *Phys. Rev. D* **70**, 091102 (2004).
- [899] M. Hosack [FOCUS Collaboration], *Fermilab-Thesis-2002-25* (2002).
- [900] E.M. Aitala *et al.* [E791 Collaboration], *Phys. Rev. Lett.* **77**, 2384 (1996).
- [901] I. I. Y. Bigi, in: *Proceed. of the XXXIII Int. Conf. on High Energy Physics, Berkeley (CA), USA, 1986*, SLAC-PUB-4074.
- [902] G. Blaylock, A. Seiden and Y. Nir, *Phys. Lett. B* **355**, 555 (1995).
- [903] S. Bergmann, Y. Grossman, Z. Ligeti, Y. Nir and A. A. Petrov, *Phys. Lett. B* **486**, 418 (2000).
- [904] L. Zhang *et al.* [BELLE Collaboration], *Phys. Rev. Lett.* **96**, 151801 (2006).
- [905] J. Li *et al.* [BELLE Collaboration], *Phys. Rev. Lett.* **94**, 071801 (2005).
- [906] J.M. Link *et al.* [FOCUS Collaboration], *Phys. Lett. B* **618**, 23 (2005).
- [907] B. Aubert *et al.* [BABAR Collaboration], *Phys. Rev. Lett.* **91**, 171801 (2003).
- [908] R. Godang *et al.* [CLEO Collaboration], *Phys. Rev. Lett.* **84**, 5038 (2000).
- [909] E.M. Aitala *et al.* [E791 Collaboration], *Phys. Rev. D* **57**, 13 (1998).
- [910] R. Barate *et al.* [ALEPH Collaboration], *Phys. Lett. B* **436**, 211 (1998).
- [911] B. Aubert *et al.* [BABAR Collaboration], *Phys. Rev. Lett.* **98**, 211802 (2007).
- [912] A. Abulencia *et al.* [CDF Collaboration], *Phys. Rev. D* **74**, 031109 (2006).
- [913] P. Spradlin, G. Wilkinson and F. Xing, LHCb Public note, LHCb-2007-049.
- [914] See review by D. Asner on page 713-716 of W. M. Yao *et al.* [Particle Data Group], *J. Phys. G* **33**, 1 (2006).
- [915] E. M. Aitala *et al.* [E791 Collaboration], *Phys. Lett. B* **403**, 377 (1997).

- [916] J. M. Link *et al.* [FOCUS Collaboration], Phys. Lett. B **491**, 232 (2000) [Erratum-ibid. B **495**, 443 (2000)].
- [917] B. Aubert *et al.* [BABAR Collaboration], Phys. Rev. D **71**, 091101 (2005).
- [918] S. Malvezzi, AIP Conf. Proc. **549** (2002) 569.
- [919] S. Kopp *et al.* [CLEO Collaboration], Phys. Rev. D **63**, 092001 (2001).
- [920] G. Brandenburg *et al.* [CLEO Collaboration], Phys. Rev. Lett. **87**, 071802 (2001).
- [921] D. M. Asner *et al.* [CLEO Collaboration], Phys. Rev. D **70**, 091101 (2004).
- [922] D. Cronin-Hennessy *et al.* [CLEO Collaboration], Phys. Rev. D **72**, 031102 (2005).
- [923] I. I. Y. Bigi and A. I. Sanda, Camb. Monogr. Part. Phys. Nucl. Phys. Cosmol. **9**, 1 (2000).
- [924] X.C. Tian *et al.* [BELLE Collaboration], Phys. Rev. Lett. **95**, 231801 (2005).
- [925] S.A. Dytman *et al.* [CLEO Collaboration], Phys. Rev. **D64**, 111101 (2001).
- [926] B. Aubert *et al.* [BABAR Collaboration], Phys. Rev. Lett. **97**, 221803 (2006).
- [927] B. Aubert *et al.* [BABAR Collaboration], hep-ex/0607090.
- [928] D.M. Asner *et al.* [CLEO Collaboration], Phys. Rev. **D72**, 012001 (2005).
- [929] K. Abe *et al.* [BELLE Collaboration], Phys. Rev. Lett. **99**, 131803 (2007).
- [930] B. Aubert *et al.* [BABAR Collaboration], Phys. Rev. Lett. **91**, 121801 (2003).
- [931] K. Abe *et al.* [BELLE Collaboration], hep-ex/0308034.
- [932] K. Abe *et al.* [BELLE Collaboration], Phys. Rev. Lett. **88**, 162001 (2002).
- [933] S.E. Csorna *et al.* [CLEO Collaboration], Phys. Rev. **D65**, 092001 (2002).
- [934] J.M. Link *et al.* [FOCUS Collaboration], Phys. Lett. **B485**, 62 (2000).
- [935] E.M. Aitala *et al.* [E791 Collaboration], Phys. Rev. Lett. **83**, 32 (1999).
- [936] M. Staric *et al.* [Belle Collaboration], Phys. Rev. Lett. **98**, 211803 (2007).
- [937] I. I. Y. Bigi, UND-HEP-89-BIG01 *Given at Tau Charm Factory Workshop, Stanford, CA, May 23-27, 1989*
- [938] D. Atwood and A. A. Petrov, Phys. Rev. D **71**, 054032 (2005).
- [939] D. M. Asner and W. M. Sun, Phys. Rev. D **73**, 034024 (2006).
- [940] D. M. Asner *et al.* [CLEO Collaboration], Int. J. Mod. Phys. A **21**, 5456 (2006).
- [941] A. F. Falk, Y. Grossman, Z. Ligeti and A. A. Petrov, Phys. Rev. D **65**, 054034 (2002); A. F. Falk, Y. Grossman, Z. Ligeti, Y. Nir and A. A. Petrov, Phys. Rev. D **69**, 114021 (2004); I. I. Y. Bigi and N. G. Uraltsev, Nucl. Phys. B **592**, 92 (2001).
- [942] E. Golowich, S. Pakvasa and A. A. Petrov, arXiv:hep-ph/0610039.
- [943] K. Abe *et al.* [BELLE Collaboration], Phys. Rev. D **73**, 051106 (2006).
- [944] M. Saigo *et al.* [Belle Collaboration], Phys. Rev. Lett. **94**, 091601 (2005).
- [945] F. Buccella, M. Lusignoli, G. Miele, A. Pugliese and P. Santorelli, Phys. Rev. D **51**, 3478 (1995).
- [946] For a pioneering study see: J. M. Link *et al.* [FOCUS Collaboration], Phys. Lett. B **622**, 239 (2005).
- [947] L. M. Sehgal and M. Wanninger, Phys. Rev. D **46**, 1035 (1992) [Erratum-ibid. D **46**, 5209 (1992)].
- [948] A. A. Petrov, Phys. Rev. D **69**, 111901 (2004).
- [949] A. F. Falk, Y. Nir and A. A. Petrov, JHEP **9912**, 019 (1999).
- [950] D. Acosta *et al.* [CDF Collaboration] Phys. Rev. Lett. **94**, 122001 (2005).
- [951] G. Burdman, E. Golowich, J. L. Hewett and S. Pakvasa, Phys. Rev. D **52**, 6383 (1995).
- [952] C. Greub, T. Hurth, M. Misiak and D. Wyler, Phys. Lett. B **382**, 415 (1996).
- [953] Q. Ho-Kim and X. Y. Pham, Phys. Rev. D **61**, 013008 (2000).

- [954] S. Prelovsek and D. Wyler, Phys. Lett. B **500**, 304 (2001).
- [955] S. Fajfer, S. Prelovsek and P. Singer, Phys. Rev. D **64**, 098502 (2001).
- [956] S. Fajfer, P. Singer and J. Zupan, Eur. Phys. J. C **27**, 201 (2003).
- [957] Q. He *et al.* [CLEO Collaboration], Phys. Rev. Lett. **95**, 221802 (2005).
- [958] B. Aubert [BABAR Collaboration], arXiv:hep-ex/0607051.
- [959] S. Fajfer and S. Prelovsek, arXiv:hep-ph/0610032.
- [960] S. Prelovsek, Ph.D. Thesis, hep-ph/0010106.
- [961] S. Fajfer, S. Prelovsek, P. Singer and D. Wyler, Phys. Lett. B **487**, 81 (2000).
- [962] S. Fajfer, S. Prelovsek and P. Singer, Eur. Phys. J. C **6**, 471 (1999).
- [963] S. Fajfer, S. Prelovsek and P. Singer, Phys. Rev. D **58**, 094038 (1998).
- [964] T. E. Coan *et al.* [CLEO Collaboration], Phys. Rev. Lett. **90**, 101801 (2003).
- [965] J. M. Link *et al.* [FOCUS Collaboration], Phys. Lett. B **572**, 21 (2003).
- [966] A. Korn [CDF Collaboration], arXiv:hep-ex/0305054.
- [967] E. M. Aitala *et al.* [E791 Collaboration], Phys. Lett. B **462**, 401 (1999).
- [968] K. Kodama *et al.* [E653 Collaboration], Phys. Lett. B **345**, 85 (1995).
- [969] A. Freyberger *et al.* [CLEO Collaboration], Phys. Rev. Lett. **76**, 3065 (1996) [Erratum-ibid. **77**, 2147 (1996)].
- [970] P. L. Frabetti *et al.* [The E687 Collaboration], Phys. Lett. B **398**, 239 (1997).
- [971] M. Artuso, Int. J. Mod. Phys. A **21**, 1697 (2006) [arXiv:hep-ex/0510052].
- [972] D. Asner, hep-ex/0410014, expanded version of review in Eidelman *et al.*, Phys. Lett. B **592**, 1 (2004), pp. 664-667.
- [973] Y. Grossman, Z. Ligeti and A. Soffer, Phys. Rev. D **67**, 071301 (2003).
- [974] J. L. Rosner and D. A. Suprun, Phys. Rev. D **68**, 054010 (2003).
- [975] C. Cawthfield *et al.* [CLEO Collaboration], Phys. Rev. D **74**, 031108 (2006).
- [976] A. Bondar, in the Proceedings of the BINP Special Analysis Meeting on Dalitz Analysis, 24-26 September, 2002, unpublished.
- [977] A. Bondar and A. Poluektov, to appear in the Proceedings of the CKM 2006 Workshop.
- [978] B. Grinstein, and its Phys. Rev. Lett. **71**, 3067 (1993).
- [979] D. Silverman and H. Yao, Phys. Rev. D **38**, 214 (1988).
- [980] A. G. Akeroyd, Prog. Theor. Phys. **111**, 295 (2004)[hep-ph/0308260].
- [981] J. L. Hewett, arXiv:hep-ph/9505246.
- [982] G. Bonvicini *et al.* [CLEO Collaboration], Phys. Rev. D **70**, 112004 (2004).
- [983] P. Rubin *et al.* [CLEO Collaboration], Phys. Rev. D **73**, 112005 (2006).
- [984] M. Chadha *et al.* [CLEO Collaboration], Phys. Rev. D **58**, 032002 (1998).
- [985] Yu. Alexandrov *et al.* [BEATRICE Collaboration], Phys. Lett. B **478**, 31 (2000).
- [986] A. Heister *et al.* [ALEPH Collaboration], Phys. Lett. B **528**, 1 (2002).
- [987] G. Abbiendi *et al.* [OPAL Collaboration], Phys. Lett. B **516**, 236 (2001).
- [988] M. Acciarri *et al.* [L3 Collaboration], Phys. Lett. B **396**, 327 (1997).
- [989] T. W. Chiu, T. H. Hsieh, J. Y. Lee, P. H. Liu and H. J. Chang, Phys. Lett. B **624**, 31 (2005).
- [990] D. Becirevic, P. Boucaud, J. P. Leroy, V. Lubicz, G. Martinelli, F. Mescia and F. Rapuano, Phys. Rev. D **60**, 074501 (1999).
- [991] J. Bordes, J. Penarrocha and K. Schilcher, JHEP **0511**, 014 (2005).
- [992] S. Narison, arXiv:hep-ph/0202200.
- [993] D. Ebert, R. N. Faustov and V. O. Galkin, Phys. Lett. B **635**, 93 (2006).

- [994] G. Cvetič, C. S. Kim, G. L. Wang and W. Namgung, Phys. Lett. B **596**, 84 (2004).
- [995] Z. G. Wang, W. M. Yang and S. L. Wan, Nucl. Phys. A **744**, 156 (2004).
- [996] L. A. M. Salcedo, J. P. B. de Melo, D. Hadjmichef and T. Frederico, Braz. J. Phys. **34**, 297 (2004).
- [997] J. F. Amundson, J. L. Rosner, M. A. Kelly, N. Horwitz and S. L. Stone, Phys. Rev. D **47**, 3059 (1993).
- [998] N. E. Adam *et al.* [CLEO Collaboration], Phys. Rev. Lett. **97**, 251801 (2006).
- [999] M. Ablikim *et al.* [BES Collaboration], Phys. Lett. B **608**, 24 (2005) M. Ablikim *et al.* [BES],
- [1000] T. E. Coan *et al.* [CLEO Collaboration], Phys. Rev. Lett. **95**, 181802 (2005).
- [1001] G. S. Huang *et al.* [CLEO Collaboration], Phys. Rev. Lett. **95**, 181801 (2005).
- [1002] Y. Gao, *Talk given at ICHEP 2006, Moscow, Russia, August 2006*.
- [1003] J. M. Link *et al.* [FOCUS Collaboration], Phys. Lett. B **535**, 43 (2002).
- [1004] M. R. Shepherd *et al.*, Phys. Rev. D **74**, 052001 (2006).
- [1005] S. Fajfer and J. Kamenik, AIP Conf. Proc. **806**, 203 (2006).
- [1006] G. S. Huang *et al.* [CLEO Collaboration], Phys. Rev. Lett. **94**, 011802 (2005).
- [1007] K. Abe *et al.* [BELLE Collaboration], arXiv:hep-ex/0510003.
- [1008] B. Aubert *et al.* [BABAR Collaboration], arXiv:hep-ex/0607077.
- [1009] S. Stone in *Heavy Flavours*, ed. A.J. Buras and M. Lindner (World Scientific, Singapore, 1992).
- [1010] R. J. Hill, Phys. Rev. D **73**, 014012 (2006).
- [1011] S. Fajfer and J. Kamenik, Phys. Rev. D **72**, 034029 (2005).
- [1012] S. Fajfer, J. Kamenik and N. Kosnik, Phys. Rev. D **74**, 034027 (2006).
- [1013] Q. He *et al.* [CLEO Collaboration], Phys. Rev. Lett. **95**, 121801 (2005) [Erratum-*ibid.* **96**, 199903 (2006)].
- [1014] N. Adam *et al.* [CLEO Collaboration], arXiv:hep-ex/0607079.
- [1015] B. Y. Blok and M. A. Shifman, Sov. J. Nucl. Phys. **45**, 301 (1987) [Yad. Fiz. **45**, 478 (1987)].
- [1016] H. Y. Cheng, Phys. Lett. B **335**, 428 (1994).
- [1017] J. L. Rosner, Phys. Rev. D **60**, 114026 (1999).
- [1018] C. W. Chiang and J. L. Rosner, Phys. Rev. D **65**, 054007 (2002).
- [1019] C. W. Chiang, Z. Luo and J. L. Rosner, Phys. Rev. D **67**, 014001 (2003).
- [1020] Y. L. Wu, M. Zhong and Y. F. Zhou, Eur. Phys. J. C **42**, 391 (2005).
- [1021] X. Y. Wu, X. G. Yin, D. B. Chen, Y. Q. Guo and Y. Zeng, Mod. Phys. Lett. A **19**, 1623 (2004).
- [1022] S. Ritt [MEG Collaboration], Nucl. Phys. Proc. Suppl. **162** (2006) 279.
- [1023] A. G. Akeroyd *et al.* [SuperKEKB Physics Working Group], “Physics at a Super B Factory,” arXiv:hep-ex/0406071.
- [1024] M. Hazumi *et al.* [SuperKEKB Physics Working Group], in preparation.
- [1025] O. Schneider at 1st LHCb Collaboration Upgrade Workshop, January 2007, available from <http://indico.cern.ch/conferenceDisplay.py?confId=8351>
- [1026] G. Wilkinson at 1st LHCb Collaboration Upgrade Workshop, January 2007, available from <http://indico.cern.ch/conferenceDisplay.py?confId=8351>
- [1027] E. Gabrielli and G. F. Giudice, Nucl. Phys. B **433** (1995) 3 [Erratum-*ibid.* B **507** (1997) 549] [arXiv:hep-lat/9407029].
- [1028] G. Isidori and P. Paradisi, Nucl. Phys. Proc. Suppl. **163** (2007) 192.
- [1029] L. Silvestrini, “Flavour physics in SUSY beyond MFV”, presented at 4th International Workshop on the CKM Unitarity Triangle, Nagoya, Japan, December 12-16, 2006.
- [1030] L. Calibbi, A. Faccia, A. Masiero and S. K. Vempati, Phys. Rev. D **74**, 116002 (2006) [arXiv:hep-

- ph/0605139].
- [1031] T. Goto, Y. Okada, Y. Shimizu, T. Shindou and M. Tanaka, Phys. Rev. D **70** (2004) 035012 [arXiv:hep-ph/0306093]; T. Goto, Y. Okada, T. Shindou and M. Tanaka, in preparation.
 - [1032] PEP-II Conceptual Design Report, SLAC-372, LBL-PUB-5303, CALT-68-1715, UCRL-ID-106426, UC-IIRPA-91-01 (1991); J. Seeman *et al.*, SLAC-PUB-12023, Contributed to European Particle Accelerator Conference (EPAC 06), Edinburgh, Scotland, 26-30 Jun 2006.
 - [1033] S. Kurokawa and E. Kikutani, Nucl. Instrum. Meth. A **499**, 1 (2003), and other papers that volume.
 - [1034] B. Aubert *et al.*, BABAR Collaboration, Nucl. Instrum. Methods A **479**, 1 (2002).
 - [1035] A. Abashian *et al.*, (Belle Collaboration), Nucl. Instrum. Meth. A **479**, 117 (2002).
 - [1036] The Discovery Potential of a Super *B* Factory. Proceedings of the 2003 SLAC Workshops, Stanford, USA, 2003. J. Hewett and D. Hitlin, eds. SLAC-R-709, (2004), [arXiv:hep-ph/0503261], and references therein.
 - [1037] Design for a 10^{36} Super *B* Factory at PEP-II. J. Seeman *et al.* Proceedings of the 9th European Particle Accelerator Conference (EPAC 2004), Lucerne (2004).
 - [1038] Letter of Intent for KEK Super *B* Factory. S. Hashimoto ed., KEK-REPORT-2004-4 (2004).
 - [1039] SuperB Conceptual Design Report, INFN/AE - 07/2, SLAC-R-856, LAL 07-15, March, 2007.
 - [1040] The URL for the SuperB web site is <http://www.pi.infn.it/SuperB/>
 - [1041] The Physics Performance of LHC*b*. N. Harnew *et al.* 5th International Workshop on Physics in Hadron Machines (Beauty 97), Santa Monica. Nucl. Instrum. Meth. A **408**, 137, (1998). Also see updates in these *Proceedings*.
 - [1042] S. Hashimoto, (ed.) et al. KEK-REPORT-2004-4, Jun 2004. 546pp.
 - [1043] K. Akai, KEK-PREPRINT-2006-020, KEK-PREPRINT-2006-20, Jul 2006. 5pp. Invited talk at the 10th European Particle Accelerator Conference (EPAC06), Edinburgh, UK, 26-30 Jun 2006. *Edinburgh 2006, EPAC* 19-23.
 - [1044] Tetsuo Abe, Tatsuya Kageyama, Kazunori Akai, Kiyokazu Ebihara, Hiroshi Sakai, Yasunao Takeuchi (KEK, Tsukuba) . KEK-PREPRINT-2005-78, Nov 2005. 8pp. Phys.Rev.ST Accel.Beams 9:062002,2006.
 - [1045] T. Kageyama (KEK, Tsukuba) . 2006. 3pp. AIP Conf.Proc.842:1064-1066,2006. Also in *Santa Fe 2005, Particles and nuclei* 1064-1066.
 - [1046] Y. Takeuchi, T. Abe, T. Kageyama, H. Sakai (KEK, Tsukuba) . KEK-PREPRINT-2005-53, PAC-2005-WPAT010, Aug 2005. 3pp. *Knoxville 2005, Particle Accelerator Conference* 1195
 - [1047] T. Abe, T. Kageyama (KEK, Tsukuba) , Z. Kabeya, T. Kawasumi (Unlisted) , T. Nakamura, K. Tsujimoto (Asahi Kinzoku Kogyo Co.) , K. Tajiri (Unlisted) . PAC-2005-TPPT007, May 2005. 3pp. *Knoxville 2005, Particle Accelerator Conference* 1051.
 - [1048] Y. Suetsugu, K. Kanazawa, K. Shibata, H. Hisamatsu (KEK, Tsukuba) . KEK-PREPRINT-2005-75, Nov 2005. 14pp. Nucl.Instrum.Meth.A556:399-409,2006.
 - [1049] Y. Suetsugu et al. KEK-PREPRINT-2005-69, Oct 2005. 21pp. Nucl.Instrum.Meth.A554:92-113,2005.
 - [1050] Y. Suetsugu, K.I. Kanazawa, N. Ohuchi, K. Shibata, M. Shirai (KEK, Tsukuba) . PAC-2005-RPPE052, May 2005. 3pp. *Knoxville 2005, Particle Accelerator Conference* 3203
 - [1051] Y. Suetsugu, H. Hisamatsu, K.I. Kanazawa, N. Ohuchi, K. Shibata, M. Shirai (KEK, Tsukuba) . PAC-2005-RPPE053, May 2005. 3pp. *Knoxville 2005, Particle Accelerator Conference* 3256.
 - [1052] K.I. Kanazawa, H. Fukuma, H. Hisamatsu, Y. Suetsugu (KEK, Tsukuba) . PAC-2005-FPAP007, May 2005. 3pp. *Knoxville 2005, Particle Accelerator Conference* 1054.
 - [1053] J.W. Flanagan, K. Ohmi, H. Fukuma, S. Hiramatsu, M. Tobiyaama, E. Perevedentsev . Jul 2004. 5pp. Phys.Rev.Lett.94:054801,2005.

- [1054] T. Suwada et al. KEK–PREPRINT–2006–56, Nov 2006. 8pp. Submitted to Phys. Rev. Special Topics: Accelerators and Beams.
- [1055] T. Kamitani et al. PAC–2005–TPPT011, May 2005. 3pp. *Knoxville 2005, Particle Accelerator Conference* 1233.
- [1056] N. Ohuchi, Y. Funakoshi, H. Koiso, K. Oide, K. Tsuchiya (KEK, Tsukuba) . PAC–2005–MPPT037, May 2005. 3pp. *Knoxville 2005, Particle Accelerator Conference* 2470.
- [1057] K. Ohmi, K. Oide (KEK, Tsukuba) . 2007. 14pp. Phys.Rev.ST Accel.Beams 10:014401,2007.
- [1058] K. Ohmi, K. Oide (KEK, Tsukuba) , E. Perevedentsev (Novosibirsk, IYF) . Jun 2006. 3pp. *Edinburgh 2006, EPAC* 616–618.
- [1059] K. Ohmi, Y. Funakoshi, S. Hiramatsu, K. Oide, M. Tobiyama (KEK, Tsukuba) . Jun 2006. 3pp. *Edinburgh 2006, EPAC* 619–621.
- [1060] K. Ohmi, M. Tawada, Y. Funakoshi (KEK, Tsukuba) . KEK–PREPRINT–2005–42, PAC–2005–TPPP004, Jul 2005. 3pp. *Knoxville 2005, Particle Accelerator Conference* 925
- [1061] K. Akai, Y. Morita (KEK, Tsukuba) . KEK–PREPRINT–2005–26, PAC–2005–TPPT008, May 2005. 3pp. *Knoxville 2005, Particle Accelerator Conference* 1129.
- [1062] T. Abe, et al. *Albuquerque 2007, Particle accelerator* 27-41, arXiv:0706.3248 [physics.ins-det].
- [1063] M. Tobiyama, J.W. Flanagan, H. Fukuma, S. Kurokawa, K. Ohmi, S.S. Win (KEK, Tsukuba) . 2006. 9pp. Phys.Rev.ST Accel.Beams 9:012801,2006.
- [1064] R. Antunes Nobrega *et al.*, “LHCb Reoptimised Detector Design and Performance TDR”, LHCb TDR 9, CERN/LHCC/2003-30 (2003).
- [1065] I. I. Y. Bigi and A. I. Sanda, Nucl. Phys. B **193** (1981) 85.
- [1066] Heavy Flavour Averaging Group, updated Summer 2007, <http://www.slac.stanford.edu/xorg/hfag/>
- [1067] F. Muheim, “LHCb Upgrade plans”, Nucl. Phys. Proc. Suppl. 170 (2007) 317.
- [1068] H. Dijkstra, “The LHCb Upgrade”, at FPCP07, Bled, Slovenia, May 2007.
- [1069] C. Parkes, “The LHCb Detector”, at EPS07, Manchester, UK, July 2007.
- [1070] V. Obraztsov, “LHCb beyond the baseline physics programme”, at BEACH2006, Lancaster, UK, July 2006.
- [1071] M. J. Strasser and K. M. Zurek [hep-ph/0604261].
- [1072] M. J. Strasser and K. M. Zurek [hep-ph/0605193].
- [1073] M. J. Strassler, [hep-ph/0607160].
- [1074] M. Cvetič, P. Langacker and G. Shiu, Phys. Rev. D **66** (2002) 066004 [arXiv:hep-ph/0205252].
- [1075] N. Arkani-Hamed, S. Dimopoulos and S. Kachru, [hep-th/0501082].
- [1076] V. Barger, P. Langacker and G. Shaughnessy, New J. Phys. **9** (2007) 333 [arXiv:hep-ph/0702001].
- [1077] C. Parkes, Nucl. Inst. and Meth. **A569** (2006) 115.
- [1078] M. Ciuchini, E. Franco, D. Guadagnoli, V. Lubicz, M. Pierini, V. Porretti and L. Silvestrini, arXiv:hep-ph/0703204.
- [1079] A. Masiero, M. Piai, A. Romanino and L. Silvestrini, Phys. Rev. D **64** (2001) 075005 [arXiv:hep-ph/0104101].
- [1080] S. Baek, T. Goto, Y. Okada and K. i. Okumura, Phys. Rev. D **63** (2001) 051701 [arXiv:hep-ph/0002141].
- [1081] J. Hisano and Y. Shimizu, Phys. Lett. B **565** (2003) 183 [arXiv:hep-ph/0303071].
- [1082] C. S. Huang, T. j. Li and W. Liao, Nucl. Phys. B **673** (2003) 331 [arXiv:hep-ph/0304130].
- [1083] A. J. Buras and R. Buras, Phys. Lett. B **501** (2001) 223 [arXiv:hep-ph/0008273].

- [1084] W. de Boer, A. Dabelstein, W. Hollik, W. Mosle and U. Schwickerath, *Z. Phys. C* **75** (1997) 627 [arXiv:hep-ph/9607286].
- [1085] W. de Boer, A. Dabelstein, W. Hollik, W. Mosle and U. Schwickerath, arXiv:hep-ph/9609209.
- [1086] G. C. Cho and K. Hagiwara, *Nucl. Phys. B* **574** (2000) 623 [arXiv:hep-ph/9912260].
- [1087] Y. M. Cho and I. P. Neupane, *Int. J. Mod. Phys. A* **18** (2003) 2703 [arXiv:hep-th/0112227].
- [1088] J. Erler and D. M. Pierce, *Nucl. Phys. B* **526** (1998) 53 [arXiv:hep-ph/9801238].
- [1089] G. Altarelli, F. Caravaglios, G. F. Giudice, P. Gambino and G. Ridolfi, *JHEP* **0106** (2001) 018 [arXiv:hep-ph/0106029].
- [1090] A. Djouadi, M. Drees and J. L. Kneur, *JHEP* **0108** (2001) 055 [arXiv:hep-ph/0107316].
- [1091] W. de Boer, M. Huber, C. Sander and D. I. Kazakov, *Phys. Lett. B* **515** (2001) 283.
- [1092] W. de Boer and C. Sander, *Phys. Lett. B* **585** (2004) 276 [arXiv:hep-ph/0307049].
- [1093] G. Belanger, F. Boudjema, A. Cottrant, A. Pukhov and A. Semenov, *Nucl. Phys. B* **706** (2005) 411 [arXiv:hep-ph/0407218].
- [1094] J. R. Ellis, K. A. Olive, Y. Santoso and V. C. Spanos, *Phys. Rev. D* **69** (2004) 095004 [arXiv:hep-ph/0310356].
- [1095] J. R. Ellis, D. V. Nanopoulos, K. A. Olive and Y. Santoso, *Phys. Lett. B* **633** (2006) 583 [arXiv:hep-ph/0509331].
- [1096] J. R. Ellis, S. Heinemeyer, K. A. Olive, A. M. Weber and G. Weiglein, arXiv:0706.0652 [hep-ph].
- [1097] E. A. Baltz and P. Gondolo, *JHEP* **0410** (2004) 052 [arXiv:hep-ph/0407039].
- [1098] B. C. Allanach, *Phys. Lett. B* **635** (2006) 123 [arXiv:hep-ph/0601089].
- [1099] B. C. Allanach, K. Cranmer, C. G. Lester and A. M. Weber, arXiv:0705.0487 [hep-ph].
- [1100] O. Buchmueller *et al.*, arXiv:0707.3447 [hep-ph].
- [1101] M. Carena, S. Heinemeyer, C. E. M. Wagner and G. Weiglein, *Eur. Phys. J. C* **26** (2003) 601 [arXiv:hep-ph/0202167].
- [1102] M. Carena, S. Heinemeyer, C. E. M. Wagner and G. Weiglein, *Eur. Phys. J. C* **45** (2006) 797 [arXiv:hep-ph/0511023].
- [1103] S. Schael *et al.* [LEP Working Group for Higgs boson searches], *Eur. Phys. J. C* **47** (2006) 547 [arXiv:hep-ex/0602042].
- [1104] A. Abulencia *et al.* [CDF Collaboration], *Phys. Rev. Lett.* **96** (2006) 011802 [arXiv:hep-ex/0508051].
- [1105] V. M. Abazov *et al.* [D0 Collaboration], *Phys. Rev. Lett.* **95** (2005) 151801 [arXiv:hep-ex/0504018].
- [1106] G. W. Bennett *et al.* [Muon G-2 Collaboration], *Phys. Rev. D* **73** (2006) 072003 [arXiv:hep-ex/0602035].
- [1107] B. C. Allanach *et al.*, *Eur. Phys. J. C* **25** (2002) 113 [arXiv:hep-ph/0202233].
- [1108] R. Barate *et al.* [LEP Working Group for Higgs boson searches], *Phys. Lett. B* **565** (2003) 61 [arXiv:hep-ex/0306033].
- [1109] S. Heinemeyer, W. Hollik and G. Weiglein, *Phys. Rept.* **425** (2006) 265 [arXiv:hep-ph/0412214].
- [1110] J. A. Aguilar-Saavedra *et al.*, *Eur. Phys. J. C* **46** (2006) 43 arXiv:hep-ph/0511344.
- [1111] H. Baer, F. E. Paige, S. D. Protopopescu and X. Tata, arXiv:hep-ph/0312045.
- [1112] H. Bachacou, I. Hinchliffe and F. E. Paige, *Phys. Rev. D* **62**, 015009 (2000) [hep-ph/9907518].
- [1113] ATLAS Collaboration, *ATLAS detector and physics performance Technical Design Report*, CERN/LHCC 99-14/15 (1999).
- [1114] B. C. Allanach, C. G. Lester, M. A. Parker and B. R. Webber, *JHEP***0009**, 004 (2000) [arXiv:hep-ph/0007009].

- [1115] B.K. Gjelsten, E. Lytken, D.J. Miller, P. Osland and G. Polesello, ATLAS internal note ATL-PHYS-2004-007 (2004), published in [1116].
- [1116] G. Weiglein *et al.* [LHC/LC Study Group], Phys. Rept. **426** (2006) 47 [arXiv:hep-ph/0410364].
- [1117] J. Hisano, K. Kawagoe and M. M. Nojiri, Phys. Rev. D **68**, 035007 (2003) [arXiv:hep-ph/0304214].
- [1118] M. M. Nojiri, G. Polesello and D. R. Tovey, JHEP **0603** (2006) 063 [arXiv:hep-ph/0512204].
- [1119] J. Hisano, K. Kawagoe and M. M. Nojiri, “Determination of stop and sbottom sector by LHC and ILC”, published in [1116].
- [1120] G. Belanger, F. Boudjema, A. Pukhov and A. Semenov, Comput. Phys. Commun. **149** (2002) 103 [arXiv:hep-ph/0112278].
- [1121] See contribution by XY, these proceedings.
- [1122] D. Acosta *et al.*, “Potential to Discover SUSY in Events with Muons Jets and Large Missing Transverse Energy in pp Collisions at $\sqrt{s} = 14$ TeV,” CMS NOTE 2006/134 (2006).
- [1123] J. Allison, *et al.*, “*Geant4 Developments and Applications*”, IEEE Transactions on Nuclear Science, Vol. **53**, Issue 1, 270-278 (2006).
- [1124] CMS Collaboration, “*CMS Physics Technical Design Report Volume 1: Detector Performance and Software*”, CERN/LHCC 2006-001 (2006).
- [1125] S. Abdullin *et al.*, arXiv:hep-ph/0605143.
- [1126] S. Heinemeyer, W. Hollik, D. Stockinger, A. M. Weber and G. Weiglein, JHEP **0608** (2006) 052 [arXiv:hep-ph/0604147].
- [1127] S. Heinemeyer, W. Hollik, A. M. Weber and G. Weiglein, arXiv:0710.2972 [hep-ph].
- [1128] See: seal.web.cern.ch/seal/snapshot/work-packages/mathlibs/minuit/.
- [1129] J. R. Ellis, S. Heinemeyer, K. A. Olive and G. Weiglein, JHEP **0502** (2005) 013 [arXiv:hep-ph/0411216].
- [1130] B. C. Allanach and C. G. Lester, Phys. Rev. D **73** (2006) 015013 [arXiv:hep-ph/0507283].
- [1131] R. R. de Austri, R. Trotta and L. Roszkowski, JHEP **0605** (2006) 002 [arXiv:hep-ph/0602028].
- [1132] J. R. Ellis, S. Heinemeyer, K. A. Olive and G. Weiglein, JHEP **0605** (2006) 005 [arXiv:hep-ph/0602220].
- [1133] B. C. Allanach, C. G. Lester and A. M. Weber, JHEP **0612** (2006) 065 [arXiv:hep-ph/0609295].
- [1134] P. Bechtle, K. Desch and P. Wienemann, Comput. Phys. Commun. **174** (2006) 47 [arXiv:hep-ph/0412012].
- [1135] R. Lafaye, T. Plehn and D. Zerwas, arXiv:hep-ph/0404282.
- [1136] [ALEPH Collaboration], Phys. Rept. **427** (2006) 257 [arXiv:hep-ex/0509008].
- [1137] [ALEPH Collaboration], arXiv:hep-ex/0511027.
- [1138] M. Grünewald, *priv. communication*.