

The Distribution of Prime Numbers on the Square Root Spiral

- Harry K. Hahn -

Ludwig-Erhard-Str. 10
D-76275 Ettlingen, Germany

.....
contribution from " The Number Spiral " by

- Robert Sachs -

.....
30. June 2007

Abstract :

Prime Numbers accumulate on defined spiral graphs, which run through the Square Root Spiral. These spiral graphs can be assigned to different spiral-systems, in which all spiral-graphs have the same direction of rotation and the same "second difference" between the numbers, which lie on these spiral-graphs. A mathematical analysis shows, that these spiral-graphs are caused exclusively by quadratic polynomials. For example the well known Euler Polynomial x^2+x+41 appears on the Square Root Spiral in the form of three spiral-graphs, which are defined by three different quadratic polynomials.

All natural numbers, divisible by a certain prime factor, also lie on defined spiral graphs on the Square Root Spiral (or "Spiral of Theodorus", or "Wurzelspirale"). And the Square Numbers 4, 9, 16, 25, 36 ... even form a highly three-symmetrical system of three spiral graphs, which divides the square root spiral into three equal areas. Fibonacci number sequences also play a part in the structure of the Square Root Spiral. To learn more about these amazing facts, see my detailed introduction to the Square Root Spiral :

→ " The ordered distribution of natural numbers on the Square Root Spiral "

With the help of the "Number-Spiral" , described by Mr. Robert Sachs, a comparison can be drawn between the Square Root Spiral and the Ulam Spiral.

With the kind permission of Mr Robert Sachs, I show some sections of his webside : www.numberspiral.com in this study. These sections contain interesting diagrams, which are related to my analysis results, especially in regards to the distribution of prime numbers.

Contents	Page
1 Introduction to the Square Root Spiral	2
2 Mathematical description of the Square Root Spiral	5
3 The distribution of Prime Numbers on defined Spiral-Graphs	7
3.1 The found Spiral-Graphs can be assigned to different Spiral Graph Systems	8
4 Analysis of the Number-Sequences derived from the Spiral-Graphs shown in FIG. 6-A to 6-C	12
4.1 Quadratic Polynomials are the foundation of the Spiral-Graphs	12
4.2 Noticeable differences in the Number-Sequences shown in Table 6-A1 to 6-C1	13
4.3 Analysis of the number-endings	13
4.4 Analysis of the "sums of the digits"	14
5 The share of Prime Numbers in the analysed number-sequences	17
6 To the periodic occurrence of prime factors in non-prime-numbers	17
7 Graphic explanation of the origin of the periodic occuring prime factors	18
8 Final Comment	19
9 " The Number Spiral " - by Robert Sachs	28
9.1 Introduction	28
9.2 Product Curves	29
9.3 Offset Curves	30
9.4 Quadratic Polynomials	31
9.5 Primes / 9.6 Formulas	32
10 Comparison of the Ulam-Spiral, Number-Spiral and Square Root Spiral	36
11 References	39
Appendix → Mathematical description of the Square Root Spiral , polar coordinates of spiral graph B3 , Table 6-B1 & 6-C1, Table 6-B2 & 6-C2	40

1 Introduction to the Square Root Spiral :

The Square Root Spiral (or "Spiral of Theodorus" or "Einstein Spiral") is a very interesting geometrical structure in which the square roots of all natural numbers have a clear defined orientation to each other. This enables the attentive viewer to find many spatial interdependencies between natural numbers, by applying simple graphical analysis techniques. Therefore the Square Root Spiral should be an important research object for professionals, who work in the field of number theory !

Here a first impressive image of the Square Root Spiral :

FIG. 1 :

The **Square Root Spiral** or

π - Spiral or

Einstein Spiral :

The angle between two successive square roots of the square numbers (4, 9, 16, 25, 36,...) is striving for

$$\frac{360^\circ}{\pi} \text{ for } \sqrt{x} \rightarrow \infty$$

The angle between the square roots of the square numbers on two successive winds is striving for

$$360^\circ - 3 \cdot \left(\frac{360^\circ}{\pi} \right) \text{ for } \sqrt{x} \rightarrow \infty$$

The distance between the spiral arms

Is striving for π for $\sqrt{x} \rightarrow \infty$

(e. g. compare $\sqrt{79} - \sqrt{33} = 3.1436...$)

The most amazing property of the square root spiral is surely the fact, that the distance between two successive winds of the Square Root Spiral quickly strives for the well known geometrical constant π !!

Mathematical proof that this statement is correct is shown in **Chapter 1 "The correlation to π "** in the mathematical section of my detailed introduction to the Square Root Spiral (\rightarrow previous study !) :

\rightarrow Title : " The ordered distribution of the natural numbers on the Square Root Spiral " \rightarrow see ArXiv-achive

Another striking property of the Square Root Spiral is the fact, that the square roots of all square numbers (4, 9, 16, 25, 36...) lie on three highly symmetrical spiral graphs which divide the square root spiral into three equal areas. (\rightarrow see FIG.1 : graphs Q1, Q2 and Q3 drawn in green). For these three graphs the following rules apply :

- 1.) The angle between successive Square Numbers (on the "Einstein-Spiral") is striving for $360^\circ/\pi$ for $\sqrt{x} \rightarrow \infty$
- 2.) The angle between the Square Numbers on two successive winds of the "Einstein-Spiral" is striving for $360^\circ - 3 \times (360^\circ/\pi)$ for $\sqrt{x} \rightarrow \infty$

Proof that these propositions are correct, shows **Chapter 2 "The Spiral Arms"** in the mathematical section of the above mentioned introduction study to the Square-Root Spiral.

The Square Root Spiral develops from a right angled base triangle (**P1**) with the two legs (cathets) having the length 1, and with the long side (hypotenuse) having a length which is equal to the square root of 2.

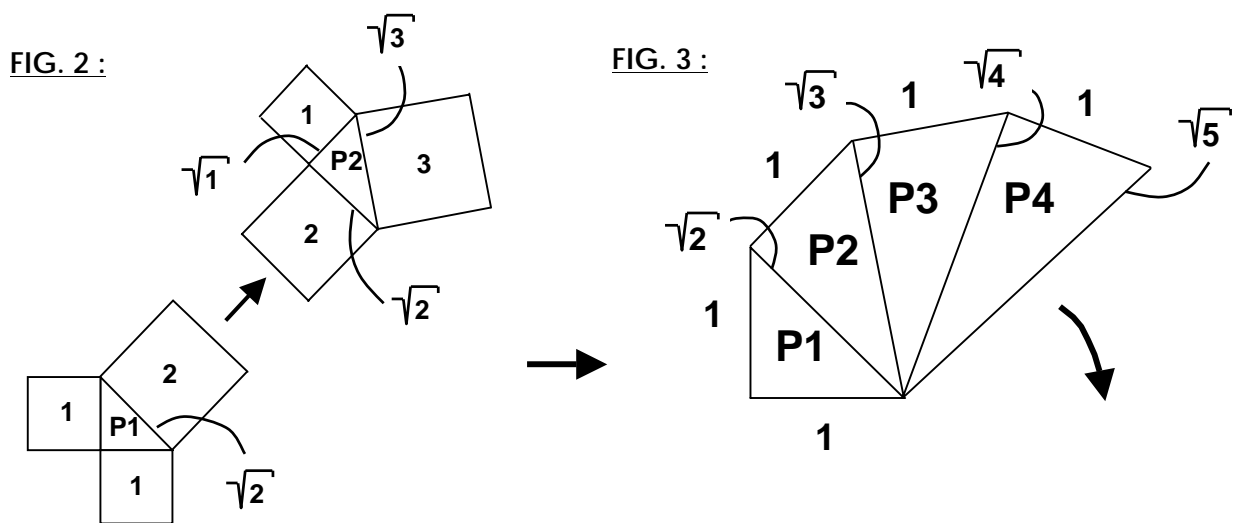
→ see FIG. 2 and 3

The square root spiral is formed by further adding right angled triangles to the base triangle **P1** (see FIG 3) In this process the longer legs of the next triangles always attach to the hypotenuses of the previous triangles. And the longer leg of the next triangle always has the same length as the hypotenuse of the previous triangle, and the shorter leg always has the length 1.

In this way a spiral structure is developing in which the spiral is created by the shorter legs of the triangles which have the constant length of 1 and where the lengths of the radial rays (or spokes) coming from the centre of this spiral are the square roots of the natural numbers (sqrt 2 , sqrt 3, sqrt 4, sqrt 5).

→ see FIG. 3

The special property of this infinite chain of triangles is the fact that all triangles are also linked through the Pythagorean Theorem of the right angled triangle. This means that there is also a logical relationship between the imaginary square areas which can be linked up with the cathets and hypotenuses of this infinite chain of triangles (→ all square areas are multiples of the base area 1 , and these square areas represent the natural numbers $N = 1, 2, 3, 4, \dots$) → see FIG. 2 and 3. This is an important property of the Square Root Spiral, which might turn out one day to be a “golden key” to number theory !



By the way, the first two triangles **P1** and **P2** , which essentially define the structure of the complete Square Root Spiral ad infinitum, are also responsible for the definition of the cube structure. → see FIG. 4
Here the triangle **P1** defines the geometry of the area diagonal of the cube, whereas triangle **P2** defines the geometry of the space diagonal of the cube.

→ A cube with the edge length of 1 can be considered as base unit of space itself.

FIG. 4 :

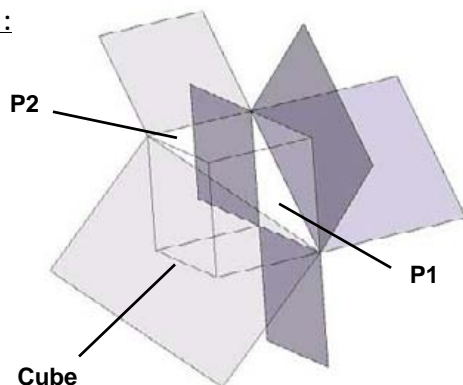
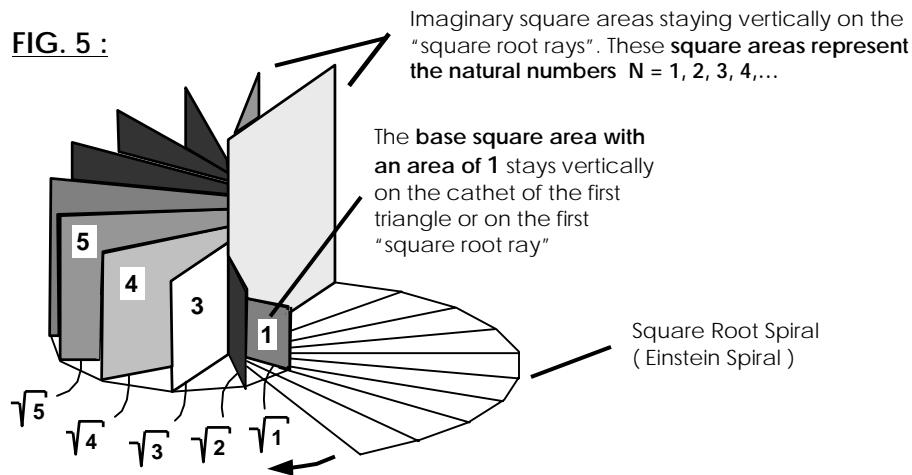


FIG. 1 shows the further development of the Square Root Spiral (or Einstein-Spiral) if one rectangular triangle after the other is added to the growing chain of triangles as described in FIG. 3.

For my further analysis I have created a square root spiral consisting of nearly 300 precise constructed triangles. For this I used the CAD Software SolidWorks. The length of the hypotenuses of these triangles which represent the square roots from the natural numbers 1 to nearly 300, has an accuracy of 8 places after the decimal point. Therefore, the precision of the square root spiral used for the further analysis can be considered to be very high.

The lengths of the radial rays (or spokes) coming from the centre of the square root spiral represent the square roots of the natural numbers ($n = \{ 1, 2, 3, 4, \dots \}$) in reference to the length 1 of the cathets of the base triangle P1 (see FIG. 3). And the natural numbers themselves are imaginable by the areas of "imaginary squares", which stay vertically on these "square root rays". → see FIG. 5 (compare with FIG.2)

FIG. 5 :

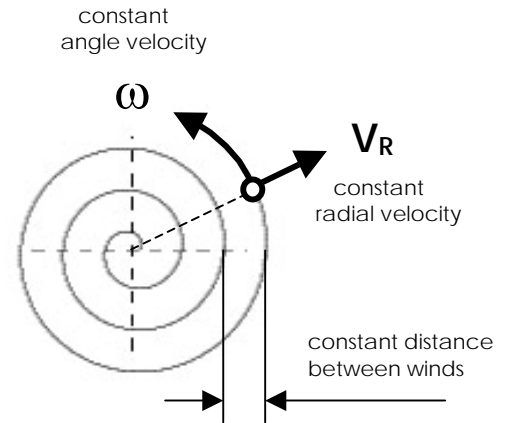


→ The "square root rays" of the Einstein Spiral can simply be seen as a projection of these spatial arranged "imaginary square areas", shown in FIG. 5, onto a 2-dimensional plane.

2 Mathematical description of the Square Root Spiral

Comparing the Square Root Spiral with different types of spirals (e.g. logarithmic-, hyperbolic-, parabolic- and Archimedes- Spirals), then the Square Root Spiral obviously seems to belong to the Archimedes Spirals.

An Archimedes Spiral is the curve (or graph) of a point which moves with a constant angle velocity around the centre of the coordinate system and at the same time with a constant radial velocity away from the centre. Or in other words, the radius of this spiral grows proportional to its rotary angle.



Archimedes Spiral

In polar coordinate style the definition of an Archimedes Spiral reads as follows :

$$r(\varphi) = a\varphi \quad \text{with} \quad a = \text{const.} = \frac{V_R}{\omega} \cdot > 0$$

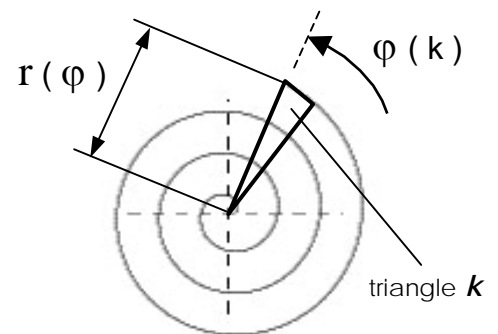
for $r \rightarrow \infty$ the Square Root Spiral is an Archimedes Spiral with the following definition :

$$r(\varphi) = a\varphi + b$$

with $a = \text{const.}$ and $b = \text{const.}$

The values of the parameters a and b are

$$a = \frac{1}{2} \quad \text{and} \quad b = -\frac{c_2}{2} \quad ; \quad \text{with} \quad c_2 = \text{Square Root Spiral Constant} \\ c_2 = -2.157782996659....$$



Hence the following formula applies for the Square Root Spiral :

$$r(\varphi) = \frac{1}{2} \varphi + 1.078891498.... \quad \text{for} \quad r \rightarrow \infty$$

for $r \rightarrow \infty$ therefore the growth of the radius of the Square Root Spiral after a full rotation is striving for π (corresponding to the angle of a full rotation which is 2π)

Note : The mathematical definitions shown on this page and on the following page can also be found either in the mathematical section of my introduction study to the Square Root Spiral

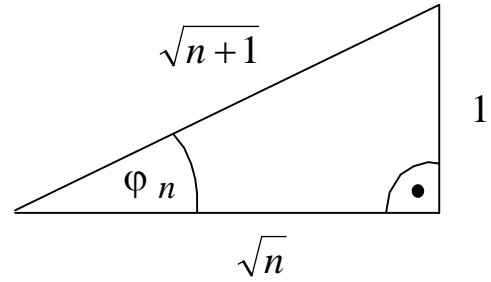
→ " The ordered distribution of natural numbers on the Square Root Spiral " or in other studies referring to the Square Root Spiral.

→ e.g. a mathematical analysis of the Square Root Spiral is available on the following website : → <http://kociemba.org/themen/spirale/spirale.htm>

Further dependencies in the Square Root Spiral :

If φ_n is the angle of the n th spiral segment (or triangle) of the Square Root Spiral, then

$$\tan(\varphi_n) = \frac{1}{\sqrt{n}} \quad ; \quad \left(\text{ratio } \frac{\text{counter cathet}}{\text{cathet}} \right)$$



If the n th triangle is added to the Square Root Spiral the growth of the angle is

$$\varphi_n = \arctan\left(\frac{1}{\sqrt{n}}\right) \quad ; \quad \text{Note : angle in radian}$$

The total angle $\varphi(k)$ of a number of k triangles is

$$\varphi(k) = \sum_{n=1}^k \varphi_n \quad \text{or described by an integral} \quad \int_0^k \arctan\left(\frac{1}{\sqrt{n}}\right) dn + c_1(k)$$

$$\Rightarrow \varphi(k) = 2\sqrt{k} + c_2(k) \quad \text{with} \quad \lim_{k \rightarrow \infty} c_2(k) = \text{const.} = -2.157782996659.....$$

c_2 = Square Root Spiral Constant

The growth of the radius of the Square Root Spiral at a certain triangle n is

$$\Delta r = \sqrt{n+1} - \sqrt{n}$$

The radius r of the Square Root Spiral (i.e. the big cathet of triangle k) is

$$r(k) = \sqrt{k} \quad \text{and by converting the above shown equation for } \varphi(k) \text{ it applies that}$$

$$r(k(\varphi)) = r(\varphi) = \sqrt{\frac{1}{4}(\varphi - c_2(\varphi))^2} = \frac{1}{2}\varphi - \frac{c_2}{2}$$

For large n it also applies that φ_n is approximately $\frac{1}{\sqrt{n}}$ and Δr has pretty well half

of this value, that is $\frac{1}{2\sqrt{n}}$, what can be proven with the help of a Taylor Sequence.

3 The distribution of Prime Numbers on defined spiral-graphs :

In a similar way as the Square Numbers shown in **FIG.1** , Prime Numbers also accumulate on certain spiral-graphs, which run through the Square Root Spiral (Einstein Spiral).

After marking all Prime Numbers with yellow color on the Square Root Spiral , it is easy to see, that the Prime Numbers accumulate on certain spiral-shaped graphs. I want to call these spiral-graphs with a high share in prime numbers "Prime Number Spiral-Graphs".

To identify these "Prime Number Spiral-Graphs", I marked the most conspicuous spiral graphs with a high share of Prime Numbers, then I tried to make sense out of their arrangement on the Square Root Spiral .

→ see **FIG. 6-A** to **6-B** on the following pages.

A closer look to these " Prime Number Spiral-Graphs" revealed the following properties :

- It is obvious that certain Prime Number Spiral-Graphs are related to each other and that they belong to the same "spiral-graph-system".
- By calculating the differences (first difference) of the consecutive numbers lying on one of the found "Prime Number Spiral-Graphs", and by further calculating the differences of these differences (second difference) we always obtain one of the following three numbers :

18, 20 or 22 → I called these numbers the "**2. Differential**" of the spiral graphs.

→ see for example the difference calculation in **FIG. 6-A** for the exemplary spiralarm **A3** :
(see PNS-P18-A)

The calculation of the differences between the numbers 11, 41, 89, 155, 239,.... , which lie on the spiralarm A3 results in the following numbers : 30, 48, 66, 84,..... And the calculation of the differences between these numbers results in the constant value **18**.

And this number represents the "**2. Differential**" of this spiralarm **A3**.

It is notable that the **2. Differential** of the Prime Number Spiral-Graphs is always an even number .
And it seems that the **2. Differential** only takes on one of these three values : **18, 20 or 22**

That is the reason why I used these three different possible values of the **2. Differential** as distinguishing property for the graphical representation of the Prime Number Spiral-Graphs shown in **FIG. 6-A** to **6-C**.

→ Therefore in **FIG. 6-A** to **6-C** the following assignment applies :

FIG. 6-A : shows only Prime Number Spiral-Graphs which have a **2. Differential** of **18**

FIG. 6-B : shows only Prime Number Spiral-Graphs which have a **2. Differential** of **20**

FIG. 6-C : shows only Prime Number Spiral-Graphs which have a **2. Differential** of **22**

3.1 The found Spiral-Graphs can be assigned to different Spiral-Graph-Systems

In my attempt to make sense out of the distribution of the Prime-Numbers on the Square Root Spiral, I first tried to establish order under the found Prime Number Spiral Graphs.

By doing this, I realized that the Prime Number Spiral Graphs are arranged in different " systems" .

As best example I want to refer to **FIG. 6-A** → see following pages !

→ **FIG. 6-A** : The **3** Prime Number Spiral Systems shown in this diagram all have a **2. Differential** of **18** !!

→ see difference calculation for the three exemplary spiralarms **A3**, **B5** and **C12**

The diagram shows how the Prime Numbers are clearly distributed on **3** defined spiral graph systems, which are arranged in a highly symmetrical manner (in an angle of around 120° to each other) around the centre of the Square Root Spiral.

On the shown **3 Prime Number-(Spiral)-Systems (PNS)** : **P18-A**, **P18-B** and **P18-C** , the Prime Numbers are located on pairs of spiral arms, which are separated by three numbers in between. And two spiral arms of one such pair of spiral arms, are separated by one number in between.

All spiral-graphs of the shown **3 Prime Number-(Spiral)-Systems (PNS)** have a **positive rotation direction (P)** and, as already mentioned before, the **2. Differential** of all spiral-graphs has the constant value of **18**. That's why the first part of the naming of the **3 Prime Number-Spiral-Systems (PNS)** is **P18**.

The **3** spiral-graph systems **A** (drawn in orange), **B** (drawn in pink) and **C** (drawn in blue) have further spiralarms. But for clearness there are only around 10 spiralarms drawn per system.

One important property of all Prime Number spiral-graphs (shown in FIG 6-A) is the obvious missing of numbers which are divisible by **2** or **3** in these graphs ! That means, that the smallest possible prime factor of the " Non-Prime Numbers" , which lie on these spiralarms, is **5**.

→ **FIG. 6-B** , on the following pages, shows a diagram with another set of **12** Prime Number Spiral Systems In this diagram all Spiral-Graphs have a **2. Differential** of **20** !!

→ see difference calculation for the four exemplary spiralarms **D8**, **F2**, **G5** and **I5**

On the shown **12 Prime Number Spiral Systems (PNS)** : **N20-D** to **N20-I** , and **P20-D** to **P20-I** , the Prime Numbers are again located on pairs of spiral arms, which are separated by three number in between. And two spiral arms of one such pair of spiral arms, are again separated by one number in between.

6 of the shown Prime-Number-Spiral-Systems (PNS) have a **positive rotation direction (P)** and the other **6** Prime-Number-Spiral-Systems (PNS) have a **negative rotation direction (N)**. The spiral-graph systems of these two groups are arranged in a symmetrical manner around the centre of the Square Root Spiral, in an angle of approx. 60° to each other. And two systems at a time are approx. point-symmetrical to each other (in reference to the centre of the Square Root Spiral). For example the two systems **N20-I** & **N20-F**

For clearness only **4** Prime-Number-Spiral-Systems (PNS) with a **negative rotation direction (N)** are drawn in color !! These are the **4** systems : **N20-D** (drawn in orange) , **N20-F** (drawn in red) , **N20-G** (drawn in blue) , **N20-I** (drawn in pink). There are only around 10 spiralarms drawn ofr each of these 4 spiral systems.

Note, that the **other 8** Prime Number Spiral Systems are all drawn in light grey color, and that there are only **2** to **6** spiralarms drawn of each of these systems, for clearness ! Please also note, that only the Spiral-Graphs with a **negative rotation direction (N)** are named in FIG 6-B. The naming of the Spiral-Graphs with a **positive rotation direction (P)** P-20... would in principle just mirror the naming of the "N20...-spiralarms". → For example the spiralarm with the " P20-G" -mark attached to it (= name of this system), would be named G1 and the next spiralarm on the left G2 and so on.

→ **FIG. 6-C**, shows the third group of Spiral-Systems , which contains altogether **11** Prime Number Spiral Systems , which all have a **2. Differential** of **22** !!

→ see difference calculation for the 4 exemplary spiralarms **J10**, **L6**, **N11** and **Q7**

On the shown **11 Prime Number Spiral Systems (PNS)** : **N22-J** to **N22-T** , the Prime Numbers are again located on pairs of spiralarms, which are separated by three numbers in between. And two spiralarms of one such pair of spiralarms, are again separated by one number in between.

All **11** shown Prime Number Spiral Systems (PNS) have a **negative rotation direction (N)**. And it seems that the spiral graph systems are arranged in a symmetrical manner around the centre of the Square Root Spiral (in an angle of ~ 360°/11 to each other, in reference to the centre of the Square Root Spiral).

For clearness only **4** Prime Number Spiral Systems (PNS) are drawn in color !! These are the following **4** systems : **N22-J** (drawn in orange) , **N22-L** (drawn in pink) , **N22-N** (drawn in blue) , **N20-Q** (drawn in red). Note, that there are only around 10 spiralarms drawn for each of these four spiral-systems.

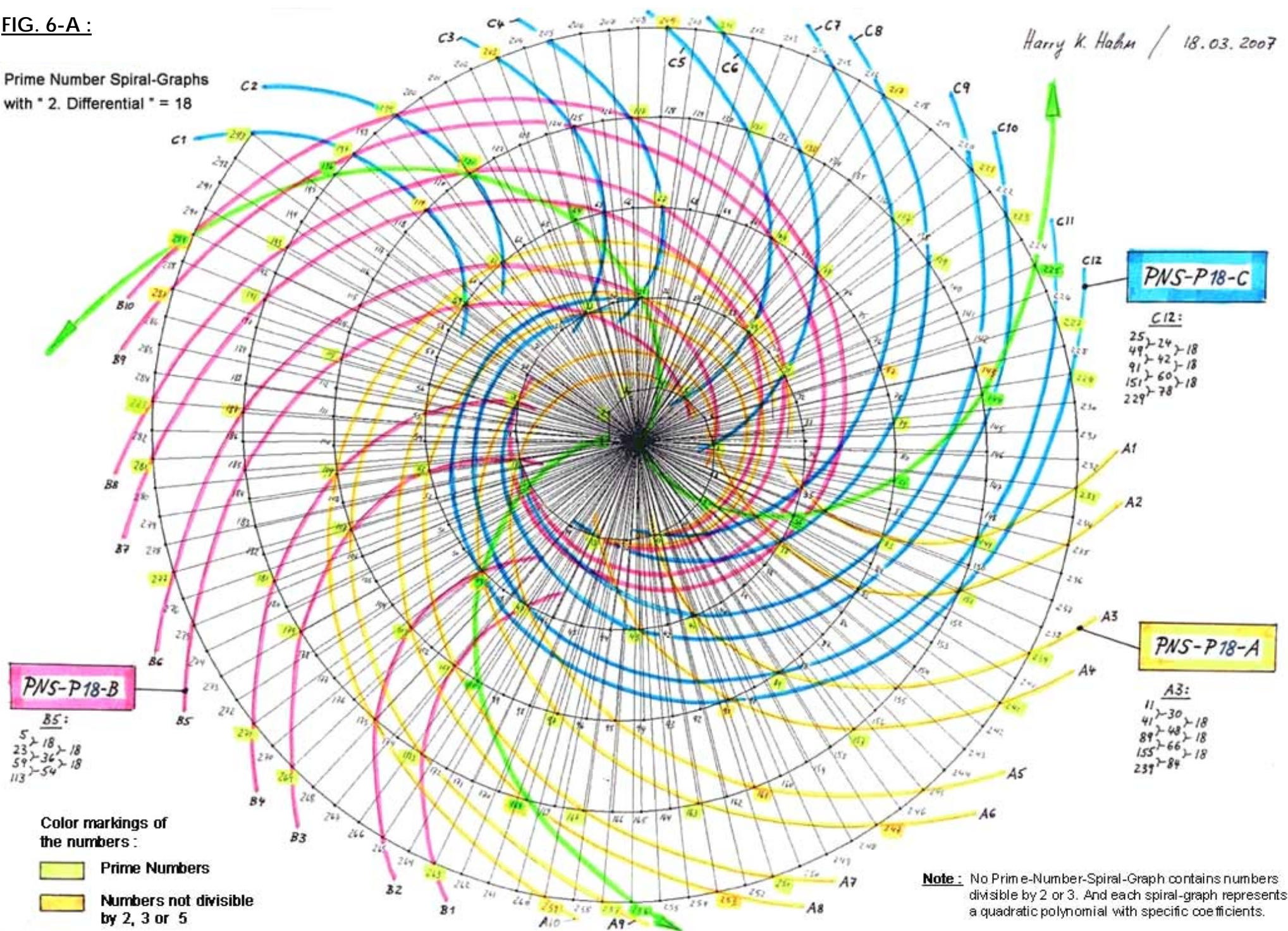
Note, that the **other 7** Prime Number Spiral Systems are all drawn in light grey color, and that there are only around **4** to **6** spiralarms drawn of each of these systems !

For clearness, the spiralarms of these 7 systems are not named on FIG. 6-C. But the naming of these spiralarms would start on the spiralarm which has the naming of the system attached to it. For example the spiralarm with the " N22-M" -mark attached to it would be named M1, and the next spiralarm below would be named M2 and so on.

FIG. 6-A :

Prime Number Spiral-Graphs
with " 2. Differential " = 18

Harry K. Hoffm / 18.03.2007



Prime Number Spiral-Graphs with "2. Differential" = 20

D8:

7
47-40-20
107-60-20
187-80-20
287-100-20



5
31-26-20
77-46-20
143-66-20
229-86-20

Note: In some systems the Spiral-Graphs do not contain numbers which are divisible by 2 or 3. (e.g. system N20-G) And each Spiral-Graph represents a quadratic polynomial with specific coefficients.

65:

$7 \rightarrow 30 \rightarrow 20$
 $37 \rightarrow 50 \rightarrow 20$
 $87 \rightarrow 70 \rightarrow 20$
 $157 \rightarrow 90 \rightarrow 20$
 247

Color marking of the numbers :

-  Prime Numbers
-  Numbers not divisible by 2, 3 or 5

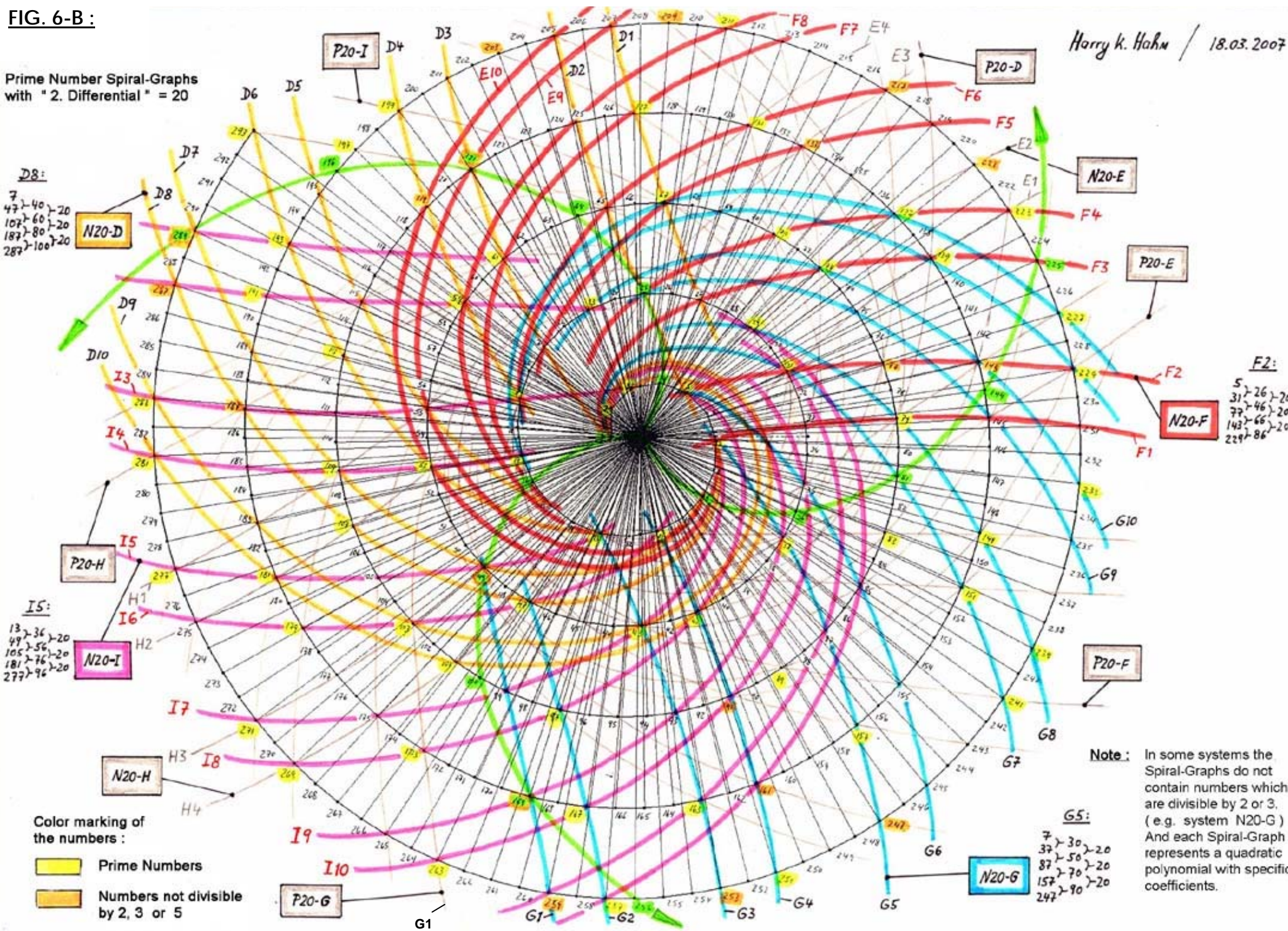
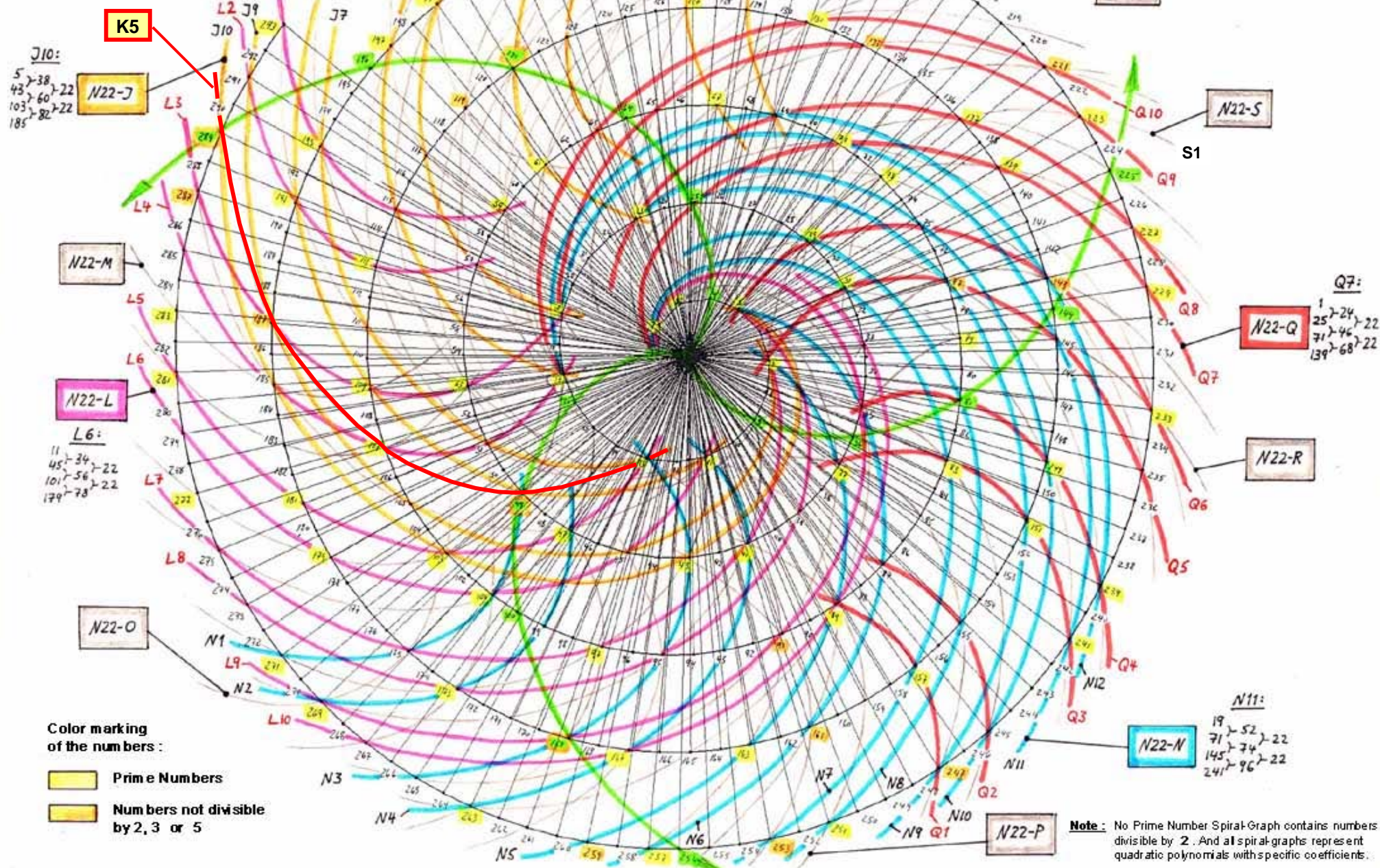


FIG. 6-C :

Prime Number Spiral-Graphs with "2. Differential" = 22

Harry K. Hahn / 18.03.2007



4 Number Sequences derived from the Spiral-Graphs shown in FIG. 6-A to 6-C

In the following section I want to show an analysis of the Number Sequences which belong to the " Prime Number Spiral Graphs" shown in FIG 6-A to 6-C.

In the Tables **6-A1** to **6-C1** which refer to the diagrams 6-A to 6-C, I have set-up three columns for each analysed "Prime Number Spiral Graph".

(→ Tables **6-B1** and **6-C1** can be found **in the Appendix** !)

The three cols in Table **6-A1**, which refer to the exemplary Spiral-Graph **A3** (→ see **FIG 6-A**) are named **A3**, **A3'** and **A3''**.

In the left column **A3** , I listed all " known" numbers which lie on this spiral-graph (see FIG 6-A). These are the numbers 11, 41, 89, 155 and 239.

For each analysed Spiral-Graph, there are 4 to 6 numbes available, which can be extracted from the graphs drawn in FIG 6-A to FIG 6-C.

With the help of at least three numbers of each Prime Number Spiral Graph the "first differences" and the "second differences" (2. Differential) of these numbers can be calculated, which then can be used for the further development of the number sequence belonging to the analysed spiral-graph.

For the exemplary spiral-graph **A3**, the "first differences" between the known five numbers 11, 41, 89, 155, 239 are 30, 48, 66, 84.

And the "second differences" (2. Differential) for this number sequence result in the constant value 18.

Now the "first differences" in column **A3'** can be extended, with the help of the calculated 2. Differential = $A3'' = 18$. And with the help of the extended sequence **A3'** the number sequence of the Prime Number Spiral Graph **A3** can be further extended too.

In this way, I have extended the number-sequences derived from the spiral-graphs shown in FIG 6-A to FIG 6-C up to numbers > 100 000.

4.1 Quadratic Polynomials are the foundation of the Spiral-Graphs :

The calculated " first differences" and " second differences" can also be used to determine the quadratic polynomials which define these Prime Number Spiral Graphs. An explanation of the calculation procedure (→ Newton Interpolation Polynomial), to determine the quadratic polynomials of the Prime Number Spiral Graphs, is available in my introduction to the Square Root Spiral :

→ **"The ordered distribution of the natural numbers on the Square Root Spiral"**

→ This study can be found under my author-name in the arXiv - archive

Please also have a read through this study ! There is a mathematical section included in this study, which describes the shown Spiral-Graphs from the mathematical point of view.

The calculated **quadratic polynomials**, which define the Prime Number Spiral Graphs, and the number sequences belonging to it, can be found in the **Tables 6-A2 to 6-C2** → see next pages (**Table 6-A2**) and **Appendix** (**Table 6-B2** and **Table 6-C2**) !

→ Referring to the general quadratic polynomial : $f(x) = ax^2 + bx + c$

the following rules apply for the quadratic polynomials, belonging to the analysed spiral-graphs (→ shown in Tables 6-A2 to 6-C2) :

- Rules for coefficients **a**, **b** and **c** :
- a** → equivalent to the **2. Differential** of the Spiral-Graph divided by **2**
 - b** → this coefficient (or sequence of coefficients), refers to the system the Spiral-Graph is belonging to.
 - c** → consecutive parallel distance between the Spiral-Graphs , belonging to the same system.

The next step in my analysis of the number sequences shown in the tables 6-A1 to 6-C1, was the marking of the Prime Numbers in the first 25 numbers of each sequence. I used the color yellow to mark the Prime Numbers. I also marked the numbers which are not divisible by 2, 3 or 5 in the first 25 numbers of these sequences with red color.

Additional to the described three columns per number-sequence , I added another column to each analysed sequence (→ see Tables 6-A1 to 6-C1). This additional column has the naming " SD " , which means " sum of the digits" and it shows the sums of the digits of the first 25 numbers of each number sequence.

For example the " sums of the digits" of the first 3 numbers of the **A3** - number sequence are 2 (= 1 + 1 → 11) ; 5 (= 4 + 1 → 41) ; 17 (= 8 + 9 → 89) etc.

By looking over tables 6-A1 to 6-C1 , it is easy to see, that there are differences in the distribution of the color marked cells, and that in many of the shown number sequences, the distribution of the color-marked cells has a clear periodic character !

Now we want to start with a more detailed analysis of the number sequences shown in the Tables 6-A1, 6-B1 and 6-C1 :

4.2 Differences in the Number-Sequences shown in Table 6-A1 to 6-C1

→ Here is a list of some differences in these number-sequences, which are easy to notice :

- Approximately **30 %** of all analysed number sequences only contain numbers which are marked in yellow and red. This means they do not contain numbers which are divisible by 2, 3 or 5.
Therefore all non-prime numbers (marked in red) in these number sequences consist of prime factors ≥ 7
- It is easy to see, that the white cells and the colored cells (yellow or red) periodically alternate in various ways, in the most number-sequences.
- A closer look shows, that there are sequences, where numbers divisible by 3 or 5 occur in a periodic manner.
For example in the number-sequences A3, A10 and B4 (in Table 6-A1) a number divisible by 5 periodically alternates with 4 numbers which are not divisible by 2, 3 or 5. Or in the number-sequences K2, L2 and M2 (see Table 6-C1 in the Appendix) a number divisible by 3 periodically alternates with two numbers not divisible by 2, 3, or 5 .
- All Spiral-Graphs of the spiral-graph systems N20-D, N20-G, P20-D and P20-G (→ see FIG 6-B) only contain numbers with the same ending. For example the Spiral-Graph **D8** in FIG 6-B only contains numbers with the ending **7**.
- The number sequences of all other spiral-graphs in FIG 6-A to FIG 6-C contain numbers, whose endings always follow a sequence of exactly 5 numbers, which is periodically recurring ad infinitum.
For example Spiral-Graph **Q3** (→ see FIG 6-C and Table 6-C1) only contains numbers with the ending 1, 3 or 7. And these number-endings always occur in the following sequence : ...**3, 1, 1, 3, 7**....., which is recurring in a periodic manner.

In principle these were the most noticeable differences of the number-sequences listed in Table 6-A1 to 6-C1.

4.3 Analysis of the number-endings :

A closer look shows, that the number-endings, which occur in the number-sequences depend on the "2.Differential" of the number-sequence (or spiral-graph). This connection is shown in **Table 3** (→ see next pages).

In this table the prime number sequences (shown in table 6-A1 to 6-C1) are ordered according to the number-endings, which occur in these sequences.

It is easy noticeable that in number-sequences, which have the 2. Differential 18 or 22 (see first column of table), the number-endings are defined by the same groups of 3 numbers.

For example the number-endings 1, 5, 7 or 1, 3, 7 occur in number-sequences which have either the 2. Differential 18 or 22.

The only differences are the "Number-Endings-Sequences" in which these groups of three numbers occur !

For example in number-sequences which have the 2. Differential 18 , the number-endings 1, 5, 7 or 1, 3, 7 occur as "Number-Endings-Sequences" ...7, 7, 5, 1, 5,... and ...3, 3, 1, 7, 1,....., whereas the same number-endings occur as quite different number-endings-sequences ...7, 5, 5, 7, 1,... and ...3, 1, 1, 3, 7,..... in the number-sequences with the 2. Differential 22.

In number-sequences which have the 2. Differential 20 all numbers either have the same ending, which is one of the odd numbers 1, 3, 5, 7 or 9 , or the numbers have as endings the mentioned 5 odd numbers all in the same sequence. In number-sequences, where all 5 odd numbers occur, one of the following two number-endings-sequences appears : ...1, 5, 9, 3, 7,..... or ...7, 3, 9, 5, 1,..... → Noticeable is the **opposite** direction of these two sequences !

The most remarkable property of all number-endings-sequences listed in Table 3, is certainly the fact, that all number-endings-sequences cover exactly **5** consecutive numbers !

This indicates, that there is a kind of "higher basic-oscillation" acting in the Square Root Spiral, which seems to cover exactly 5 windings of the Square Root Spiral per oscillation, and which interacts with all Prime Number Spiral Graphs shown in FIG 6-A to 6-C ! This amazing fact is worth an own analysis !!

From the mathematical point of view the following explanation can be given for the periodic occurrence of the number-endings described in Table 3 :

" Because of the recursive representation

$$p(t+1) = p(t) + a(2t+1) + b = f(p(t), t)$$

the sequence ($p(t) \bmod k$) recurs for each natural k , since only a maximum of k^2 pairs ($p(t), t$) are available. This explains on the one hand the recurrence of the last sequence of figures ($k = 10$) and on the other hand the regular occurrence of certain k factors (as shown e.g. in Table 4, 5-A & 5-B).

This applies to all k , not only to the prime numbers.

The sequence of numbers not divisible by 2, 3 or 5 is recurring modulo 30 and hence a repetend of the corresponding figures also exists in the series (number-sequences) shown in Table 6-A1 to 6-C1.

The length of this repetend can theoretically be $30^2 = 900$ "

This mathematical explanation for the periodic occurrence of the number-endings shown in Table 3 is from Mr. Kay Schoenberger, who also contributed the mathematical section of my introduction to the Square Root Spiral.

→ **“The ordered distribution of the natural numbers on the Square Root Spiral”**

(→ This study can be found under my author-name in the arXiv – data bank)

Please have a read through the mathematical section included in this study, which describes the shown spiral-graphs from the mathematical point of view.

Table 3 gives a general information about the periodic occurrence of numbers divisible by 3 or 5 in the number-sequences derived from the Prime Number Spiral Graphs → see last two columns on the righthand side of the table .

4.4 Analysis of the “sums of the digits” :

Another remarkable property of the number-sequences listed in Table 6-A1 to 6-C1 is the fact, that only defined “sums of the digits” occur in every number-sequence. In the following we want to carry out a simple analysis of the “sums of the digits” which occur in these number sequences.

As described before, I added a column with the naming “ SD “ (which means “ sum of the digits ”) to each number-sequence listed in Table 6-A1 to 6-C1. And the numbers in this column represent the sums of the digits of the first 25 numbers of each number sequence. → For example the “sums of the digits” of the first three numbers of the **A3** – number-sequence in Table 6-A1 are **2** (= 1 + 1 → 11) ; **5** (= 4 + 1 → 41) ; **17** (= 8 + 9 → 89) etc.

By looking over the numbers listed in the columns “SD” it is easy to see, that there are only defined “SD” - numbers occurring in each number-sequence.

And by putting these sums of the digits **in order** (according to their value !) , a certain “sums of the digits – sequence” for every number-sequence in Table 6-A1 to 6-C1 can be found.

Table 2 on the next pages shows the results of this analysis !

In this table the number-sequences (shown in table 6-A1 to 6-C1) are ordered according to the “sums of the digits – sequences” , which occur in these sequences.

Here the following classification can be made :

Number-sequences with the 2. Differential **18** produce sums of the digits – sequences with either the distance of **3** or **9** between two consecutive numbers of the sums of the digits – sequence.

For example the number-sequences A2, A4, A6,...etc. produce the sums of the digits – sequence 4, 7, 10, 13, 16,... in which the distance between two consecutive numbers is **3**. Or the number-sequences B1, B7, B13,..., as another example, produce the sums of the digits – sequence 2, 11, 20, 29, 38,... in which the distance between two consecutive numbers is **9**.

Number-sequences with the 2. Differential 20 or 22 produce “sums of the digits” – sequences which show a kind of periodic behavior similar to the “number-endings-sequences” in Table 3.

Here the differences between **5** consecutive numbers of the sums of the digits – sequences form a periodic sequence of four numbers which recur ad infinitum.

For example the number-sequences N20-D1 and N20-F3 with the 2. Differential **20**, produce the following **ordered** sums of the digits – sequence : 1, 4, 7, 9, 10, 13, 16, 18, 19,... in which the periodic recurring differences**3, 3, 2, 1**,.... occur.

And as another example, the number-sequences K3 and L1 with the 2. Differential **22**, produce the following **ordered** sums of the digits – sequence : 4, 5, 7, 10, 13, 14, 16, 19, 22,..... in which the periodic recurring differences**1, 2, 3, 3**,.... occur.

Remarkable is here the fact, that the direction of the periodic recurring differences3, 3, 2, 1,.... and1, 2, 3, 3,.... in the sums of the digits – sequences, is exactly opposite in the number-sequences with the different “2. Differentials” 20 or 22.

But even more remarkable is the fact, that these mentioned “periodic-recurring-difference-sequences” only occur in the **ordered** sums of the digits – sequences shown in Table 2, but no periodic behavior at all, of the **unordered** “ sums of the digits” can be noticed in the “SD” - columns in Table 6-A1 to 6-C1 !!

I haven't found an explanation for this strange characteristic yet !

Table 6-A1 : “Prime Number Sequences” derived from the graphs shown in the “Prime Number Spiral Systems” P18-A ; P18-B and P18-C → see FIG. 6-A

SD	A1			SD	A2			SD	A3			SD	A4			SD	A5			SD	A6			SD	A7			SD	A8			SD	A9			SD	A10			+4	SD	A11			+2	SD	A12			+4			
	A1	A1'	A1''		A2	A2'	A2''		A3	A3'	A3''		A4	A4'	A4''		A5	A5'	A5''		A6	A6'	A6''		A7	A7'	A7''		A8	A8'	A8''		A9	A9'	A9''		A10	A10'	A10''			A11	A11'	A11''			A12	A12'	A12''					
	5				7				11				13				17				19				23				29				37				47					59					71					85		
	35	30			37	30			41	30			43	30			53	48			59	48			67	66			71	66			83	78			97	96				109	108				127	126				149	148	
	149	66	18		151	66	18		155	66	18		157	66	18		161	66	18		165	66	18		169	66	18		173	66	18		177	66	18		181	66	18			185	66	18			189	66	18			193	66	18
	233	84	18		235	84	18		239	84	18		241	84	18		245	84	18		249	84	18		253	84	18		257	84	18		261	84	18		265	84	18			269	84	18			273	84	18			277	84	18
	335	102	18		337	102	18		341	102	18		343	102	18		347	102	18		351	102	18		355	102	18		359	102	18		363	102	18		367	102	18			371	102	18			375	102	18			379	102	18
	455	120	18		457	120	18		461	120	18		463	120	18		467	120	18		471	120	18		475	120	18		479	120	18		483	120	18		487	120	18			491	120	18			495	120	18			499	120	18
	593	138	18		595	138	18		599	138	18		601	138	18		605	138	18		609	138	18		613	138	18		617	138	18		621	138	18		625	138	18			629	138	18			633	138	18			637	138	18
	749	156	18		751	156	18		755	156	18		757	156	18		761	156	18		765	156	18		769	156	18		773	156	18		777	156	18		781	156	18			785	156	18			789	156	18			793	156	18
923	174	18	925	174	18	929	174	18	931	174	18	935	174	18	939	174	18	943	174	18	947	174	18	951	174	18	955	174	18	959	174	18	963	174	18	967	174	18																
1115	192	18	1117	192	18	1121	192	18	1123	192	18	1127	192	18	1131	192	18	1135	192	18	1139	192	18	1143	192	18	1147	192	18	1151	192	18	1155	192	18	1159	192	18																
1325	210	18	1327	210	18	1331	210	18	1333	210	18	1337	210	18	1341	210	18	1345	210	18	1349	210	18	1353	210	18	1357	210	18	1361	210	18	1365	210	18	1369	210	18																
1553	228	18	1555	228	18	1559	228	18	1561	228	18	1565	228	18	1569	228	18	1573	228	18	1577	228	18	1581	228	18	1585	228	18	1589	228	18	1593	228	18	1597	228	18																
1769	246	18	1801	246	18	1805	246	18	1807	246	18	1811	246	18	1815	246	18	1819	246	18	1823	246	18	1827	246	18	1831	246	18	1835	246	18	1839	246	18	1843	246	18																
2063	264	18	2065	264	18	2069	264	18	2071	264	18	2075	264	18	2079	264	18	2083	264	18	2087	264	18	2091	264	18	2095	264	18	2099	264	18	2103	264	18	2107	264	18																
2345	282	18	2347	282	18	2351	282	18	2353	282	18	2357	282	18	2361	282	18	2365	282	18	2369	282	18	2373	282	18	2377	282	18	2381	282	18	2385	282	18	2389	282	18																
2645	300	18	2647	300	18	2651	300	18	2653	300	18	2657	300	18	2661	300	18	2665	300	18	2669	300	18	2673	300	18	2677	300	18	2681	300	18	2685	300	18	2689	300	18																
2963	318	18	2965	318	18	2969	318	18	2971	318	18	2975	318	18	2979	318	18	2983	318	18	2987	318	18	2991	318	18	2995	318	18	2999	318	18	3003	318	18	3007	318	18																
3299	336	18	3301	336	18	3305	336	18	3307	336	18	3311	336	18	3315	336	18	3319	336	18	3323	336	18	3327	336	18	3331	336	18	3335	336	18	3339	336	18	3343	336	18																
3653	354	18	3655	354	18	3659	354	18	3661	354	18	3665	354	18	3669	354	18	3673	354	18	3677	354	18	3681	354	18	3685	354	18	3689	354	18	3693	354	18	3697	354	18																
4025	372	18	4027	372	18	4031	372	18	4033	372	18	4037	372	18	4041	372	18	4045	372	18	4049	372	18	4053	372	18	4057	372	18	4061	372	18	4065	372	18	4069	372	18																
4415	390	18	4417	390	18	4421	390	18	4423	390	18	4427	390	18	4431	390	18	4435	390	18	4439	390	18	4443	390	18	4447	390	18	4451	390	18	4455	390	18	4459	390	18																
4823	408	18	4825	408	18	4829	408	18	4831	408	18	4835	408	18	4839	408	18	4843	408	18	4847	408	18	4851	408	18	4855	408	18	4859	408	18	4863	408	18	4867	408	18																
5249	426	18	5251	426	18	5255	426	18	5257	426	18	5261	426	18	5265	426	18	5269	426	18	5273	426	18	5277	426	18	5281	426	18	5285	426	18	5289	426	18	5293	426	18																
5693	444	18	5695	444	18	5699	444	18	5701	444	18	5705	444	18	5709	444	18	5713	444	18	5717	444	18	5721	444	18	5725	444	18	5729	444	18	5733	444	18	5737	444	18																
6155	462	18	6157	462	18	6161	462	18	6163	462	18	6167	462	18	6171	462	18	6175	462	18	6179	462	18	6183	462	18	6187	462	18	6191	462	18	6195	462	18	6199	462	18																
6635	480	18	6637	480	18	6641	480	18	6643	480	18	6647	480	18	6651	480	18	6655	480	18	6659	480	18	6663	480	18	6667	480	18	6671	480	18	6675	480	18	6679	480	18																

SD	B1			SD	B2			SD	B3			SD	B4			SD	B5			SD	B6			SD	B7			SD	B8			SD	B9			SD	B10			+4	SD	B11			+2	SD	B12			+4			
	B1	B1'	B1''		B2	B2'	B2''		B3	B3'	B3''		B4	B4'	B4''		B5	B5'	B5''		B6	B6'	B6''		B7	B7'	B7''		B8	B8'	B8''		B9	B9'	B9''		B10	B10'	B10''			B11	B11'	B11''			B12	B12'	B12''					
	11				13				17				19				23				25				29				31				35				39					43					47					51		
	101	54	18		103	54	18		107	54	18		109	54	18		113	54	18		115	54	18		119	54	18		121	54	18		125	54	18		127	54	18			131	54	18			133	54	18			137	54	18
	173	72	18		175	72	18		179	72	18		181	72	18		185	72	18		187	72	18		191	72	18		193	72	18		197	72	18		199	72	18			203	72	18			205	72	18					
	261	90	18		263	90	18		267	90	18		269	90	18		273	90	18		275	90	18		279	90	18		281	90	18		283	90	18		287	90	18			289	90	18			293	90	18					
	371	108	18		373	108	18		377	108	18		379	108	18		383	108	18		385	108	18		389	108	18		391	108	18		395	108	18		397	108	18			401	108	18			403	108	18					
	497	126	18		499	126	18		503	126	18		505	126	18		509	126	18		511	126	18		515	126	18		517	126	18		521	126	18		523	126	18			527	126	18			529	126	18					
	641	144	18		643	144	18		647	144	18		649	144	18		653	144	18		655	144	18		659	144	18		661	144	18		665	144	18		667	144	18			671	144	18			673	144	18					
	803	162	18		805	162	18		809	162	18		811	162	18		815	162	18		817	162	18		821	162	18		823	162	18		827	162	18		829	162	18			833	162	18			835	162	18					
983	180	18	985	180	18	989	180	18	991	180	18	995	180	18	997	180	18	1001	180	18	1003	180	18	1007	180	18	1009	180	18	1013	180	18	1015	180	18																			
1181	198	18	1183	198	18	1187	198	18	1189	198	18	1193	198	18	1195	198	18	1199	198	18	1201	198	18	1205	198	18	1207	198	18	1211	198	18	1213	198	18																			
1397	216	18	1399	216	18	1403	216	18	1405	216	18	1409	216	18	1411	216	18	1415	216	18	1417	216	18	1421	216	18	1423	216	18	1427	216	18	1429	216	18																			
1631	234	18	1633	234	18	1637	234	18	1639	234	18	1643	234	18	1645	234	18	1649	234	18	1651	234	18	1655	234	18	1657	234	18	1661	234	18	1663	234	18																			
1889	252	18	1891	252	18	1895	252	18	1897	252	18	1																																										

Table 6-A2 : Quadratic Polynomials of the Spiral-Graphs belonging to the "Prime Number Spiral Systems" P18-A, P18-B and P18-C (with the 2. Differential = 18)

Spiral Graph System	Spiral Graph	Number Sequence of Spiral Graph	Quadratic Polynomial 1 (calculated with the first 3 numbers of the given sequence)	Quadratic Polynomial 2 (calculated with 3 numbers starting with the 2. Number of the sequence)	Quadratic Polynomial 3 (calculated with 3 numbers starting with the 3. Number of the sequence)	Quadratic Polynomial 4 (calculated with 3 numbers starting with the 4. Number of the sequence)
P18-A	A1	5 , 35 , 83 , 149 , 233 , 335 ,.....	$f_1(x) = 9x^2 + 3x - 7$	$f_2(x) = 9x^2 + 21x + 5$	$f_3(x) = 9x^2 + 39x + 35$	$f_4(x) = 9x^2 + 57x + 83$
	A2	7 , 37 , 85 , 151 , 235 , 337 ,.....	$f_1(x) = 9x^2 + 3x - 5$	$f_2(x) = 9x^2 + 21x + 7$	$f_3(x) = 9x^2 + 39x + 37$	$f_4(x) = 9x^2 + 57x + 85$
	A3	11 , 41 , 89 , 155 , 239 , 341 ,.....	$f_1(x) = 9x^2 + 3x - 1$	$f_2(x) = 9x^2 + 21x + 11$	$f_3(x) = 9x^2 + 39x + 41$	$f_4(x) = 9x^2 + 57x + 89$
	A4	1 , 13 , 43 , 91 , 157 , 241 ,.....	$f_1(x) = 9x^2 - 15x + 7$	$f_2(x) = 9x^2 + 3x + 1$	$f_3(x) = 9x^2 + 21x + 13$	$f_4(x) = 9x^2 + 39x + 43$
	A5	5 , 17 , 47 , 95 , 161 , 245 ,.....	$f_1(x) = 9x^2 - 15x + 11$	$f_2(x) = 9x^2 + 3x + 5$	$f_3(x) = 9x^2 + 21x + 17$	$f_4(x) = 9x^2 + 39x + 47$
	A6	7 , 19 , 49 , 97 , 163 , 247 ,.....	$f_1(x) = 9x^2 - 15x + 13$	$f_2(x) = 9x^2 + 3x + 7$	$f_3(x) = 9x^2 + 21x + 19$	$f_4(x) = 9x^2 + 39x + 49$
	A7	11 , 23 , 53 , 101 , 167 , 251 ,.....	$f_1(x) = 9x^2 - 15x + 17$	$f_2(x) = 9x^2 + 3x + 11$	$f_3(x) = 9x^2 + 21x + 23$	$f_4(x) = 9x^2 + 39x + 53$
	A8	13 , 25 , 55 , 103 , 169 , 253 ,.....	$f_1(x) = 9x^2 - 15x + 19$	$f_2(x) = 9x^2 + 3x + 13$	$f_3(x) = 9x^2 + 21x + 25$	$f_4(x) = 9x^2 + 39x + 55$
	A9	17 , 29 , 59 , 107 , 173 , 257 ,.....	$f_1(x) = 9x^2 - 15x + 23$	$f_2(x) = 9x^2 + 3x + 17$	$f_3(x) = 9x^2 + 21x + 29$	$f_4(x) = 9x^2 + 39x + 59$
	A10	19 , 31 , 61 , 109 , 175 , 259 ,.....	$f_1(x) = 9x^2 - 15x + 25$	$f_2(x) = 9x^2 + 3x + 19$	$f_3(x) = 9x^2 + 21x + 31$	$f_4(x) = 9x^2 + 39x + 61$
	A11	23 , 35 , 65 , 113 , 179 , 263 ,.....	$f_1(x) = 9x^2 - 15x + 29$	$f_2(x) = 9x^2 + 3x + 23$	$f_3(x) = 9x^2 + 21x + 35$	$f_4(x) = 9x^2 + 39x + 65$
	A12	25 , 37 , 67 , 115 , 181 , 265 ,.....	$f_1(x) = 9x^2 - 15x + 31$	$f_2(x) = 9x^2 + 3x + 25$	$f_3(x) = 9x^2 + 21x + 37$	$f_4(x) = 9x^2 + 39x + 67$
P18-B	B1	11 , 47 , 101 , 173 , 263 , 371 ,.....	$f_1(x) = 9x^2 + 9x - 7$	$f_2(x) = 9x^2 + 27x + 11$	$f_3(x) = 9x^2 + 45x + 47$	$f_4(x) = 9x^2 + 63x + 101$
	B2	13 , 49 , 103 , 175 , 265 , 373 ,.....	$f_1(x) = 9x^2 + 9x - 5$	$f_2(x) = 9x^2 + 27x + 13$	$f_3(x) = 9x^2 + 45x + 49$	$f_4(x) = 9x^2 + 63x + 103$
	B3	17 , 53 , 107 , 179 , 269 , 377 ,.....	$f_1(x) = 9x^2 + 9x - 1$	$f_2(x) = 9x^2 + 27x + 17$	$f_3(x) = 9x^2 + 45x + 53$	$f_4(x) = 9x^2 + 63x + 107$
	B4	1 , 19 , 55 , 109 , 181 , 271 ,.....	$f_1(x) = 9x^2 - 9x + 1$	$f_2(x) = 9x^2 + 9x + 1$	$f_3(x) = 9x^2 + 27x + 19$	$f_4(x) = 9x^2 + 45x + 55$
	B5	5 , 23 , 59 , 113 , 185 , 275 ,.....	$f_1(x) = 9x^2 - 9x + 5$	$f_2(x) = 9x^2 + 9x + 5$	$f_3(x) = 9x^2 + 27x + 23$	$f_4(x) = 9x^2 + 45x + 59$
	B6	7 , 25 , 61 , 115 , 187 , 277 ,.....	$f_1(x) = 9x^2 - 9x + 7$	$f_2(x) = 9x^2 + 9x + 7$	$f_3(x) = 9x^2 + 27x + 25$	$f_4(x) = 9x^2 + 45x + 61$
	B7	11 , 29 , 65 , 119 , 191 , 281 ,.....	$f_1(x) = 9x^2 - 9x + 11$	$f_2(x) = 9x^2 + 9x + 11$	$f_3(x) = 9x^2 + 27x + 29$	$f_4(x) = 9x^2 + 45x + 65$
	B8	13 , 31 , 67 , 121 , 193 , 283 ,.....	$f_1(x) = 9x^2 - 9x + 13$	$f_2(x) = 9x^2 + 9x + 13$	$f_3(x) = 9x^2 + 27x + 31$	$f_4(x) = 9x^2 + 45x + 67$
	B9	17 , 35 , 71 , 125 , 197 , 287 ,.....	$f_1(x) = 9x^2 - 9x + 17$	$f_2(x) = 9x^2 + 9x + 17$	$f_3(x) = 9x^2 + 27x + 35$	$f_4(x) = 9x^2 + 45x + 71$
	B10	19 , 37 , 73 , 127 , 199 , 289 ,.....	$f_1(x) = 9x^2 - 9x + 19$	$f_2(x) = 9x^2 + 9x + 19$	$f_3(x) = 9x^2 + 27x + 37$	$f_4(x) = 9x^2 + 45x + 73$
	B11	23 , 41 , 77 , 131 , 203 , 293 ,.....	$f_1(x) = 9x^2 - 9x + 23$	$f_2(x) = 9x^2 + 9x + 23$	$f_3(x) = 9x^2 + 27x + 41$	$f_4(x) = 9x^2 + 45x + 77$
	B12	25 , 43 , 79 , 133 , 205 , 295 ,.....	$f_1(x) = 9x^2 - 9x + 25$	$f_2(x) = 9x^2 + 9x + 25$	$f_3(x) = 9x^2 + 27x + 43$	$f_4(x) = 9x^2 + 45x + 79$
P18-C	C1	17 , 59 , 119 , 197 , 293 , 407 ,.....	$f_1(x) = 9x^2 + 15x - 7$	$f_2(x) = 9x^2 + 33x + 17$	$f_3(x) = 9x^2 + 51x + 59$	$f_4(x) = 9x^2 + 69x + 119$
	C2	19 , 61 , 121 , 199 , 295 , 409 ,.....	$f_1(x) = 9x^2 + 15x - 5$	$f_2(x) = 9x^2 + 33x + 19$	$f_3(x) = 9x^2 + 51x + 61$	$f_4(x) = 9x^2 + 69x + 121$
	C3	23 , 65 , 125 , 203 , 299 , 413 ,.....	$f_1(x) = 9x^2 + 15x - 1$	$f_2(x) = 9x^2 + 33x + 23$	$f_3(x) = 9x^2 + 51x + 65$	$f_4(x) = 9x^2 + 69x + 125$
	C4	1 , 25 , 67 , 127 , 205 , 301 ,.....	$f_1(x) = 9x^2 - 3x - 5$	$f_2(x) = 9x^2 + 15x + 1$	$f_3(x) = 9x^2 + 33x + 25$	$f_4(x) = 9x^2 + 51x + 67$
	C5	5 , 29 , 71 , 131 , 209 , 305 ,.....	$f_1(x) = 9x^2 - 3x - 1$	$f_2(x) = 9x^2 + 15x + 5$	$f_3(x) = 9x^2 + 33x + 29$	$f_4(x) = 9x^2 + 51x + 71$
	C6	1 , 7 , 31 , 73 , 133 , 211 ,.....	$f_1(x) = 9x^2 - 21x + 13$	$f_2(x) = 9x^2 - 3x + 1$	$f_3(x) = 9x^2 + 15x + 7$	$f_4(x) = 9x^2 + 33x + 31$
	C7	5 , 11 , 35 , 77 , 137 , 215 ,.....	$f_1(x) = 9x^2 - 21x + 17$	$f_2(x) = 9x^2 - 3x + 5$	$f_3(x) = 9x^2 + 15x + 11$	$f_4(x) = 9x^2 + 33x + 35$
	C8	7 , 13 , 37 , 79 , 139 , 217 ,.....	$f_1(x) = 9x^2 - 21x + 19$	$f_2(x) = 9x^2 - 3x + 7$	$f_3(x) = 9x^2 + 15x + 13$	$f_4(x) = 9x^2 + 33x + 37$
	C9	11 , 17 , 41 , 83 , 143 , 221 ,.....	$f_1(x) = 9x^2 - 21x + 23$	$f_2(x) = 9x^2 - 3x + 11$	$f_3(x) = 9x^2 + 15x + 17$	$f_4(x) = 9x^2 + 33x + 41$
	C10	13 , 19 , 43 , 85 , 145 , 223 ,.....	$f_1(x) = 9x^2 - 21x + 25$	$f_2(x) = 9x^2 - 3x + 13$	$f_3(x) = 9x^2 + 15x + 19$	$f_4(x) = 9x^2 + 33x + 43$
	C11	17 , 23 , 47 , 89 , 149 , 227 ,.....	$f_1(x) = 9x^2 - 21x + 29$	$f_2(x) = 9x^2 - 3x + 17$	$f_3(x) = 9x^2 + 15x + 23$	$f_4(x) = 9x^2 + 33x + 47$
	C12	19 , 25 , 49 , 91 , 151 , 229 ,.....	$f_1(x) = 9x^2 - 21x + 31$	$f_2(x) = 9x^2 - 3x + 19$	$f_3(x) = 9x^2 + 15x + 25$	$f_4(x) = 9x^2 + 33x + 49$

5 The share of Prime Numbers in the analysed number sequences

To find out how high the share of prime numbers really is, in the prime-number-sequences shown in Table 6-A1 to 6-C1, I have carried out a random "spot check" in a few of these sequences.

For these analysis I chose the three Prime Number Spiral Graphs (-sequences) **B3**, **Q3** and **P20-G1** (see FIG 6-A to 6-C and Table 6-A1 to 6-C1), because of their high share in prime numbers at the beginning of the sequence.

With the help of an excel-table I then extended these three sequences up to numbers >2,500,000,000 → see **Table 1**

Then I picked out a longer section at the beginning and four sections out of the further run of these extended sequences, to analyse them in regards to their share in Prime Numbers.

For the other four sections I picked sections of 8 numbers out of the number areas : 2,500,000 ; 25,000,000 ; 250,000,000 and 2,500,000,000 for each of the three number-sequences.

I then marked the Prime Numbers in each sequence with yellow color. I also marked numbers which are not divisible by 2, 3 or 5 with red color, in the different sections of these sequences.

By looking over Table 1 it is obvious that the share in prime numbers is dropping after the beginning of the sequences, which has a share in prime numbers of around 70 – 75 %.

But it seems that the share in prime number is striving for around 25 – 35 % in the long run. The distribution of prime numbers in the number area 0 – 2,500,000,000 seems to be relatively evenly.

However there are also sections where only few prime numbers occur (e.g. in the second sections in sequence Q3 and P20-G1, in the number area 2,500,000)

In any case, it would be worth to further extend the three prime-numbers sequences B3, Q3 and P20-G1 shown in Table 1, and a few other sequences which also have high shares in prime numbers (e.g. the number-sequences A9, C2, C5, P20-G3, P20-H1, S1 etc. → see Table 6-A1 to 6-C1), to analyse them for their content of prime numbers. This could be done with special software which automatically extends and analyses these sequences for prime numbers.

6 To the periodic occurrence of prime factors in non-prime-numbers

When I set-up **Table 1**, I noticed that some of the prime factors of the non-prime-numbers occurred at equal intervals in the sequences B3, Q3 and P20-G1. It also appeared that only defined prime factors occur in every sequence. I have marked some of these prime factors in red color in Table 1 (→ see column "prime-factors"). For example the prime factors 17 and 23 in sequence B3 and the prime factors 23 and 71 in sequence P20-G1 occur at equal intervals.

These peculiarities of some of the prime factors shown in Table 1, forced me to do an analysis in regards to a possible "periodic behavior" of the prime factors which form the non-prime-numbers in the analysed prime number spiral graphs .

Besides the three prime-number-sequences B3, Q3 and P20-G1, I further chose the sequences K5, S1 and B33 for this analysis.

The two sequences S1 and B33 were chosen because they have the same number-endings-sequences and the same "sums of the digits"-sequences as the number sequences Q3 and B3 (→ see Table 2 and 3).

Therefore it was interesting to see what effects these similarities have on the periodic distribution of the prime-factors in these sequences.

Here the sequence B33 was developed, by a further extension of Table 6-A1 on the righthand side , by adding alternately the numbers 2 or 4.

The number-sequence K5 was chosen, because it contains many small prime-factors at the beginning of the sequence. (This property was used to explain the origin-principle of the prime-number-sequences shown in FIG 6-A to 6-C in a graphic way (in FIG. 7). I will come back to this point later !)

The results of this analysis regarding the periodic behavior of some small prime-factors are shown in Table 4 , Table 5-A and Table 5-B. (→ see next pages !)

These tables give a good insight into the periodic behavior of the smallest prime-factors contained in the non-prime-numbers of the chosen sequences.

The following list describes the most remarkable properties of these periodic occurring prime-factors : (→ see Table 4, 5-A and 5-B)

- 1.) - All prime-factors, which form the non-prime-numbers in the analysed number-sequences, recur in defined periods. And this principle seems to apply to all prime-number-sequences derived from the Spiral-Graphs shown in FIG 6-A to FIG 6-C.
- 2.) - The following general rule applies for these periods :
The smaller the prime-factor, the smaller is the period in which the prime-factor occurs in each number sequence.
- 3.) - Further the following remarkable rule applies :
The period-length of every prime-factor, expressed in spacings (lines in the table), or the sum of the period-lengths (if there are 2 different ones !), is identical to the value of the prime-factor !
For example : Prime Factor 13 in number-sequence " B3 " occurs periodically in every 13th line of the Table 4.
Or Prime Factor 23 occurs with the two alternating period-lengths 2 and 21, which add up to 23, which again is exactly equal to the prime factor itself ! etc.

It is notable that the number of spacings between two numbers (→ lines in the table between two numbers) corresponds with the same number of “winds” of the Square-Root-Spiral , which lie between these two numbers !

- 4.) - By comparing the prime factors, which occur in the non-prime numbers of the analysed number-sequences, it is notable that only specific smallest prime-factors occur in each number sequence (→ see columns “ prime-factors of non-prime-numbers” in Table 4, 5-A and 5-B)

For example these are the following prime-factors :

In number-sequence	B3	:	13, 17, 23, 29, 43, 53, 61,...
"	"	"	Q3 : 11, 13, 31, 37, 73, 89,....
"	"	"	P20-G1 : 13, 23, 31, 67, 71, 73,....
"	"	"	K5 : 7, 11, 13, 17, 29, 37,....
"	"	"	S1 : 11, 13, 31, 37, 73, 89,....
"	"	"	B33 : 11, 13, 29, 43, 53, 59, 61,....

This is a clear indication for a “blueprint” which controls the composition of the non-prime-numbers in each sequence. In each number-sequence specific smallest prime-factors are completely absent. This leads to the following conclusion :

“ The none-prime-numbers in each number-sequence (shown in Table 6-A1 to 6-C1) are formed by a defined number of specific prime-factors, which recur in defined periods ! ”

- 5.) - A comparison of the prime-factor distribution in the number-sequences **Q3** and **S1** clearly shows, that the non-prime-numbers in these two sequences **consist of exactly the same prime-factors !! Even the periods** in which these prime factors occur **are exactly the same !!** The only difference between the non-prime numbers in these two number-sequences is that the non-prime numbers are made of different combinations of prime-factors and that they are distributed in a different way in these two number-sequence.

However this comparison shows that number-sequences of **different spiral-graph-systems**, which have the same number endings sequence and the same “sums of the digits sequence” (see Table 2 and 3), seem to contain exactly the same prime-factors with the same periods in their non-prime-numbers !!!

But a comparison of the two number-sequences B3 and B33, which belong to the **same spiral-graph system** P18-B (see FIG 6-A), and which also have the same number endings sequences and the same sums of the digits sequences do not contain exactly the same prime-factors with the same periods !

As mentioned on the last page, I have developed the number-sequence B33 through a further extension of Table 6-A1 on the righthand side , by adding alternately the numbers 2 or 4.

I did this to have another pair of sequences (B3 and B33) which according to Table 2 and 3 also have the same number endings sequences and the same sums of the digits sequences”.

But comparing the prime-factors, which occur in Table 4 and 5-B in the non-prime-numbers of the two sequences B3 and B33, doesn’t show the same matching of prime-factors and periods as in the sequences Q3 and S1.

The most prime factors in the sequences B3 and B33 may be the same, but the periods in which they occur are clearly different. And it is also noticeable that both sequences also contain a few different prime-factors.

7 Graphic explanation of the origin of the periodic occurring prime factors

Now I want to show a “graphic explanation” for the origin of the periodic occurring prime factors described in Table 4, 5-A and 5-B.

For this please have a look at → **FIG 7**

Here the spiral-graph **K5** is drawn in **red** color. (→ see also FIG 6-C)

I have chosen the spiral-graph K5 because it contains many non-prime-numbers at the start.

Because of that it can be demonstrated, that the three non-prime-numbers **49, 187** and **289** are formed by “points of intersection” of the three “number-group-spiral-systems” which contain either numbers divisible by **7, 11** or **17**.

→ (Ref.: As already mentioned in the abstract and in the introduction, all natural numbers divisible by the same prime number lie in defined “**number-group-spiral-systems**”. To get a better understanding of this property, please have a read through my introduction to the Square Root Spiral :

→ “ **The ordered distribution of natural numbers on the Square Root Spiral** ”

In this study the number-group-spiral-systems, which contain the numbers divisible by 7, 11 and 17 are shown, and the general rule which defines these spiral-systems is described → see **chapter 5.2** in the mentioned study !)

For clearness I have only shown one “spiral-graph-system” of each number-group-spiral-system in FIG 7 And from each of these systems I have only shown 3 to 4 spiralarms !

Besides the spiral-graph K5, the number-group-spiral-system P1 is shown, which contains numbers divisible by 17 (blue), as well as the system N2 (orange), which contains numbers divisible by 7 , and the system N2 (pink), which contains numbers divisible by 11 (see FIG 7).

Now it is easy to see in FIG 7, that the course (curvature) of the spiral-graph K5 is already fully defined by periodic points of intersection of the three mentioned number-group-spiral-systems (which contain the numbers divisible by 7, 11 and 17) with the square root spiral.

Other defined number-group-spiral-systems also contribute with periodic points of intersection to the formation of non-prime-numbers on spiral-graph K5, but the course of spiral-graph 5 is already defined by the mentioned spiral-systems.

The **Appendix** shows a diagram of the prime-number-spiral-graph B3 with the specification of the exact polar coordinates of the points of intersection of this graph with the square-root-spiral (→ positions of the natural numbers which lie on this graph). These coordinates might be helpful for an exact analysis of this spiral-graph !

8 Final Comment

Every prime-number-spiral-graph presented in FIG 6-A to 6-C, shows periodicities in the distribution of the prime factors of it's non-prime numbers ! Tables 4, 5-A and 5-B are a first proof for this proposition.

And the share of Prime Numbers as well as the distribution of Prime Numbers on a certain prime-number-spiral-graph is a result of the periodic occurring prime factors which form the non-prime numbers in this graph !

The distribution of the periodic occurring prime factors is defined by the number-group-spiral-systems which I have described in my introduction study to the Square Root Spiral. (→ see arXiv – Archiv) The Title of this study is :

“ The ordered distribution of natural numbers on the Square Root Spiral ” [1]

The general rule, which defines the arrangement of the mentioned number-group-spiral-systems on the Square Root Spiral, can be found in **chapter 5.2** in the above mentioned study ! (→ A reference to these number-group-spiral-systems is also given on the previous page ! → see righthand side).

Similar to the prime-number-spiral-graphs in this study , the spiralarms of the mentioned number-group-spiral-systems are also clear defined by quadratic polynomials.

The periodic occurring prime factors in the non-prime numbers of the prime-number-spiral-graphs can be explained by periodic points of intersection of certain spiralarms of the number-group-spiral-systems with the Square Root Spiral (→ see example in FIG 7)

In this connection I also want to refer to my 3. Study which I intend to file with the arXiv – Archiv. The title of this study is :

→ **“ The logic of the prime number distribution ” [3]**

In this study the general distribution of the prime numbers is described with a simple “Wave Model” in a visual way.

The base of this “Wave Model” is the fact, that two Prime Number Sequences (SQ1 & SQ2), which seem to contain all prime numbers, recur in themselves

over and over again with increasing wave-lengths, in a very similar way as “Undertones” derive from a defined fundamental frequency **f**.

Undertones are the inversion of Overtones, which are known by every musician. Overtones (harmonics) are integer multiples of a fundamental frequency **f**.

The continuous recurrence of these number-sequences (SQ1 + SQ2) in themselves can be considered as the principle of creation of the non-prime numbers in these two number sequences. Non-prime-numbers are created on places in these number sequences where there is interference caused by the recurrences of these number-sequences. On the other hand prime numbers represent places in these number-sequences (SQ1 + SQ2) where there is no interference caused through the recurrences of this number-sequences.

The logic of this “Wave Model” is really easy to understand !

→ Please have a look at Table 2 in the mentioned paper !

The two Prime Number Sequences SQ1 & SQ2 which I mentioned, are actually easy to see in FIG 6-A. Following the winds of the square root spiral it is easy to see, that all prime numbers lie on two sequences of numbers, which are shifted to each other by two numbers, and where the difference between two successive numbers in each sequence is always 6.

By the way,... the “Prime Number Spiral Graphs” shown in FIG 6-A contain the same numbers as the mentioned Number Sequences SQ1 & SQ2 ! These are the natural numbers which are not divisible by 2 and 3.

The “periodic phenomena” described in this work and in the other mentioned study, which are responsible for the distribution of the non-prime-numbers and prime numbers, should definitely be further analysed in more detail !

From the point of view of the Square Root Spiral, the distribution of the prime numbers seems to be clearly ordered. However this ordering principle is hard to grasp, because it is defined by the spatial complex interference of the mentioned number-group-spiral-systems , which is rapidly increasing from the centre of the square root spiral towards infinity.

In this connection I want to refer to another study, which I intend to file with the ArXiv-archive, which shows surprising similarities between the periodic behavior of the prime factors in the non-prime-numbers of the spiral-graphs shown in FIG 6-A to 6-C and the periodic behavior of prime factors which occur in Fibonacci-Numbers !

The title of this study is :

→ **“ The mathematical origin of natural Fibonacci-Sequences, and the periodic distribution of prime factors in these sequences.” [4]**

Because my graphical analysis of the Square-Root-Spiral seems to open up new territory, I can't really give many references for my work.

However I found an interesting webside, which was set up by Mr. Robert Sachs.

And this webside deals with a special "Number Spiral", which is closely related to the well known Ulam-Spiral and to the Square Root Spiral as well. And on this "Number-Spiral" prime numbers also accumulate on defined graphs in a very similar fashion than shown in my study in FIG 6-A to 6-C.

The Number Spiral, analysed by Mr. Sachs, is approximately winded three times tighter in comparison with the Square Root Spiral, in a way that the three square-number spirals Q1, Q2 and Q3 of the Square Root Spiral (see FIG. 1) are congruent on one straight line !

Therefore a comparison of my analysis results with the results of the study from Mr. Robert Sachs could be very helpful for further discoveries !

Mr. Sachs gave me permission to show some sections of his analysis in my paper.

From the 10 chapters shown on the webside of Mr. Sachs I want to show the chapters which have a close connection to my findings. These are as follows :

1.) – Introduction ; 2.) – Product Curves ; 3.) – Offset Curves ; 5.) – Quadratic Polynomials ; 7.) – Prime Numbers ; 9.) - Formulas

Please have a look to **chapter 9** with the title "**The Number Spiral**" on **page 28** which shows the above mentioned chapters.

Images from the analysis of Mr. Sachs are named as follows: FIG. NS-1 to NS-18

The webside of Mr. Sachs, which deals with the mentioned Number Spiral can be found under the following weblink : → www.numberspiral.com

Following **chapter 9**, I then compared the Square Root Spiral with the Number Spiral and the Ulam Spiral, in regards to the arrangement of some selected "Reference Graphs". This comparison is shown in **chapter 10** → see **page 36**

I consider this comparison only as a first little step of a much more extensive analysis, which should be carried out here, in regards to the arrangement of prime numbers and non-prime-numbers on spirals with different spiral intensities, where the square numbers are located on a defined number of graphs.

In the following I want to show a priority list of some discoveries shown in my studies 1 to 4, where further mathematical analyses should be done, to explain this findings !

Special attention should here be paid to the distribution of prime factors in the non-prime numbers of the analysed spiral graphs and number sequences ! :

Priority List of discoveries, suggested for further mathematical analysis :

		Study
1	- General rule which defines the Number-Group-Spiral-Systems → chapter 5.2	- [1]
2	- Prime Number Spiral Systems shown in FIG 6-A to 6-C → chapter 3 – <u>in this study</u>	- [2]
3	- Periodic occurrence of the prime factors in the non-prime-numbers of the Prime Number Spiral Graphs & their period lengths (→ Chapt. 6 /Tab. 4, 5-A, 5-B)	- [2]
4	- The meaning of the "Sums of the digits – Sequences" and "Number-endings-Sequences" in the whole context (→ described in Chapter 4.3 and 4.4)	- [2]
5	- Why do the number-endings-sequences and "sums of the digits sequences" usually cover 5 successive numbers of the analysed sequences ? (→ 4.3/4.4)	- [2]
6	- The interlaced occurrence of the special Prime Number Sequences SQ1 + SQ2 on the Square Root Spiral → (see FIG 8) - [2] ; → also see my 3. Study !	- [3]
7	- Pronics-Graphs and Product Curves on the Square Root Spiral & Number Spiral	- [2]
8	- The periodic occurrence of prime factors in the natural Fibonacci-Sequences	- [4]
9	- The distribution of the Square Numbers on 3 highly symmetrical spiral graphs	- [1]
10	- Interval π between winds of the Square Root Spiral for $\sqrt{x} \rightarrow \infty$ (Chapt. 1 & 1')	- [2]
11	- Difference-Graph $f(x) = 2 (5x^2 - 7x + 3)$ shown in FIG. 16 / in the Appendix	- [1]

In December 2005 and June 2006 I sent the most findings shown in this study here to some universities in Germany for an assessment. But unfortunately there wasn't much response ! That's why I decided to publish my discoveries here !

Prof. S.J. Patterson from the University of Goettingen found some of my discoveries very interesting. He was especially interested in the spiral graphs which contain the Prime Numbers (shown in FIG 6-A to 6-C).

These spiral graphs are special quadratic polynomials, which are of great interest to Prime Number Theory. For example the quadratic polynomial B3 in FIG 6-A → $B3 = F(x) = 9x^2 + 27x + 17$ (or $9x^2 + 9x - 1$)

Prof. Ernst Wilhelm Zink from the Humboldt-University in Berlin also found my study very interesting and he organized a mathematical analysis of the spiral-graphs shown in FIG 6-A to FIG 6-C.

This mathematical analysis was carried out by Mr. Kay Schoenberger, a student of mathematics on the Humboldt-University of Berlin, who was working on his dissertation. The results of this mathematical analysis is shown in my first study :

→ "**The ordered distribution of natural numbers on the Square Root Spiral**" [1]

The Square Root Spiral and the Number Spiral are interesting tools to find (spatial) interdependencies between natural numbers and to understand the distribution of certain number groups in a visual way.

Therefore I want to ask mathematicians who read my study, to continue my work and to do more extensive graphical analyses of similar kind by using more advanced analysis-techniques and specialized computer software.

FIG. 7 :

Harry K. Hahn / 1.5.2006

Prime Number Spiral-Graph -

K5

P1
spiral graph system of
numbers divisible by 17

N2
spiral graph system of
numbers divisible by 7

N2
spiral graph system of
numbers divisible by 11

K5

Prime Number
Spiral-Graph

Prime Number Factors	SD	K5	K5'	K5''
7x7	4	13		
11x17	8	49	36	
17x17	16	107	58	22
7x59	18	197	80	22
13x43	19	289	102	22
7x31	20	413	124	22
29x47	19	559	146	22
7x271	17	727	168	22
13x13x13	13	1129	212	22
11x229	17	1363	234	22
7x409	17	1619	256	22
7x149	25	1867	278	22
7x2307	19	2197	300	22
7x2307	17	2519	322	22
7x2307	19	2863	344	22
7x2307	16	3229	366	22
7x2307	13	3617	388	22
7x2307	17	4027	410	22
7x7x7x13	22	4459	432	22
7x17x17	17	4913	454	22
17x217	25	5389	476	22
7x2307	20	5867	498	22
43x149	17	6407	520	22
11x383	28	6949	542	22
7x13x89	16	7513	564	22
7x13x89	26	8099	586	22
7x13x89	22	8707	608	22
7x13x89	22	9337	630	22
7x1427	35	9989	652	22
7x1427	16	10663	674	22
37x207	19	11359	696	22
13x929	17	12077	718	22
7x1831	19	12817	740	22
		13579	762	22
		14263	784	22
		15109	806	22
		15997	828	22
		16847	850	22
		17719	872	22
		18613	894	22
		19529	916	22
		20467	938	22
		21427	960	22
		22409	982	22
		23413	1004	22
		24439	1026	22
		25487	1048	22
		26557	1070	22

This picture describes, how the „Prime Number Spiral Graphs“ shown in FIG. 6-A to 6-C run along the points of intersection of certain „Number Group Spiral Graphs“ with the square root spiral (Einstein-Spiral)
For example : In the case of the Prime Number Spiral Graph K5 these are the points of intersection which are created by the intersection of the „Number Group Spiral Graphs“ of the numbers divisible by 7, 11 and 17, with the square root spiral.

On this spiral shaped graphs (e.g. „Prime Number Spiral Graph K5“ which are created along of these periodical appearing intersection points, new Prime Numbers are appearing in considerably quantities, which then form the starting points for new „Number Group Spiral Graphs“ and which eventually lead to new „Prime Number Spiral Graphs“.

Table 1 : Random analysis of the numbers of the Prime Number Spiral-Graphs (-sequences) **B3** , **Q3** and **P20-G1** (see FIG. 6-A to 6-C) in regards to their share in Prime Numbers. → **Spot checks carried out in the number area : 0 - 2 500 000 000**
 Note : The selected Prime Number Spiral-Graphs contain a particular high share of Prime Numbers.

B3				
SD	Prime Factors	B3	B3'	B3''
8		17		
8		53	36	
8		107	54	18
17		179	72	18
17		269	90	18
17	13x29	377	108	18
8		503	126	18
17		647	144	18
17		809	162	18
26	23x43	989	180	18
17		1187	198	18
8	23x61	1403	216	18
17		1637	234	18
26		1889	252	18
17	17x127	2159	270	18
17		2447	288	18
17		2753	306	18
17	17x181	3077	324	18
17	13x263	3419	342	18
26		3779	360	18
17		4157	378	18
17	29x157	4553	396	18
26		4967	414	18
26		5399	432	18
26		5849	450	18
17		6317	468	18
17		6803	486	18
17		7307	504	18
26		7829	522	18
26		8369	540	18
26	79x113	8927	558	18
17	13x17x43	9503	576	18
17	23x439	10097	594	18
17		10709	612	18
17	17x23x29	11339	630	18
26		11987	648	18
17		12653	666	18
17		13337	684	18

17	53x47251	2504303	9486	18
26	17x29x5099	2513807	9504	18
26		2523329	9522	18
35		2532869	9540	18
26	107x23761	2542427	9558	18
17	53x179x269	2552003	9576	18
35	113x22669	2561597	9594	18
26		2571209	9612	18

17	17x797x1847	25025003	30006	18
26	23x23x47363	25055027	30024	18
35		25085069	30042	18
26	13x1931933	25115129	30060	18
26	2551x9857	25145207	30078	18
26		25175303	30096	18
26		25205417	30114	18
35		25235549	30132	18

26	191x1308919	250003529	94860	18
35	13x17x29x39023	250098407	94878	18
26	233x1073791	250193303	94896	18
35		250288217	94914	18
35		250383149	94932	18
44		250478099	94950	18
35	10253x24439	250573067	94968	18
35	23x10898611	250668053	94986	18

17		2500250003	300006	18
26	29x2731x31573	2500550027	300024	18
35	3793x659333	2500850069	300042	18
26	181x13818509	2501150129	300060	18
26		2501450207	300078	18
26	13x269x673x1063	2501750303	300096	18
26	43x58187219	2502050417	300114	18
35		2502350549	300132	18

Q3				
SD	Prime Factors	Q3	Q3'	Q3''
4		13		
10		37	24	
11		83	46	22
7		151	68	22
7		241	90	22
11		353	112	22
19		487	134	22
13		643	156	22
11		821	178	22
4		1021	200	22
10	11x113	1243	222	22
20		1487	244	22
16		1753	266	22
7	13x157	2041	288	22
11		2351	310	22
19		2683	332	22
13		3037	354	22
11		3413	376	22
13	37x103	3811	398	22
10		4231	420	22
20		4673	442	22
16	11x467	5137	464	22
16		5623	486	22
11		6131	508	22
19		6661	530	22
13		7213	552	22
29	13x599	7787	574	22
22	83x101	8383	596	22
10		9001	618	22
20	31x311	9641	640	22
7		10303	662	22
25		10987	684	22
20	11x1063	11693	706	22
10		12421	728	22
13		13171	750	22
20	73x191	13943	772	22
22		14737	794	22
19	103x151	15553	816	22

25	947x3221	3050287	11574	22
29	11x278353	3061883	11596	22
19	739x4159	3073501	11618	22
22	1319x2339	3085141	11640	22
29	233x13291	3096803	11662	22
31		3108487	11684	22
19	101x30893	3120193	11706	22
20	13x103x2339	3131921	11728	22

37	37x103x8017	30552787	36654	22
38		30589463	36676	22
25	503x60887	30626161	36698	22
34		30662881	36720	22
38	157x195539	30699623	36742	22
37	11x2794217	30736387	36764	22
31	31x197x5039	30773173	36786	22
38	743x41467	30809981	36808	22

34	113x2703137	305454481	115920	22
29	3407x89689	305570423	115942	22
46	103x1693x1753	305686387	115964	22
31	37x1303x6343	305802373	115986	22
38		305918381	116008	22
22	17419x17569	306034411	116030	22
28		306150463	116052	22
38		306266537	116074	22

49	13x235040599	3055527787	366654	22
47	137x499x44701	3055894463	366676	22
31	37x223x370411	3056261161	366698	22
46		3056627881	366720	22
47	2633x1161031	3056994623	366742	22
43	1433x2133539	3057361387	366764	22
43		3057728173	366786	22
47	3803x804127	3058094981	366808	22

P20 - G1				
SD	Prime Factors	G1	G1'	G1''
4		103		
11		173	70	
11		263	90	20
13		373	110	20
8		503	130	20
14		653	150	20
13		823	170	20
5		1013	190	20
8		1223	210	20
13		1453	230	20
11	13x131	1703	250	20
20		1973	270	20
13	31x73	2263	290	20
17	31x83	2573	310	20
14		2903	330	20
13		3253	350	20
14		3623	370	20
8		4013	390	20
13		4423	410	20
20	23x211	4853	430	20
11		5303	450	20
22	23x251	5773	470	20
17		6263	490	20
23	13x521	6773	510	20
13	67x109	7303	530	20
23		7853	550	20
17		8423	570	20
13		9013	590	20
20		9623	610	20
11		10253	630	20
13		10903	650	20
17	71x163	11573	670	20
14		12263	690	20
22		12973	710	20
14	71x193	13703	730	20
17	97x149	14453	750	20
13	13x1171	15223	770	20
11	67x239	16013	790	20

35	709x3947	2798423	10570	20
23	23x122131	2809013	10590	20
31	71x151x263	2819623	10610	20
23	53x53401	2830253	10630	20
26	13x218531	2840903	10650	20
31	71x40163	2851573	10670	20
29	617x4639	2862263	10690	20
38		2872973	10710	20

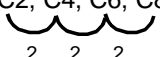



38		27855623	33370	20
38	71x392803	27889013	33390	20
31		27922423	33410	20
44	3803x7351	27955853	33430	20
41		27989303	33450	20
31	157x178489	28022773	33470	20
32	2161x12983	28056263	33490	20
44	83x338431	28089773	33510	20

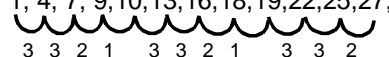

53	2711x102523	277939853	105430	20
32		278045303	105450	20
40		278150773	105470	20
41		278256263	105490	20
44	97x643x4463	278361773	105510	20
40		278467303	105530	20
47	13x21428681	278572853	105550	20
47		278678423	105570	20

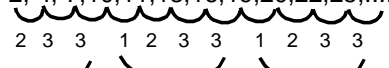
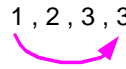
50		2778555623	333370	20
53	271x10254203	2778889013	333390	20
40		2779222423	333410	20
56	509x5460817	2779555853	333430	20
56		2779889303	333450	20
40	23x2539x47609	2780222773	333470	20
44	659x4219357	2780556263	333490	20
59	23x2741x44111	2780889773	333510	20

Note : Remarkable is the repeated occurrence of certain Prime-Factors (marked in red) !!
 SD = sum of the digits

Table 2 : Analysis of the "Sums of the digits" which result from the numbers of the "Prime Number Sequences" shown in tables **6-A1** to **6-C1** (--> see columns **-SD-**)

2. Differential		"Prime Number Sequences" (see tables 6-A1 to 6-C1) --> Sequences derived from Prime Number Spiral Graphs shown in FIG. 6-A to 6-C	"Sum of the digits"-Sequence belonging to these Prime Number Sequences (see columns -SD- in tables 6-A1 to 6-C1)	Periodicity of "Sum of the digits" Sequence
18		A2, A4, A6, A8, A10, A12..... C2, C4, C6, C8, C10, C12,.... 	4,7,10,13,16,19,.... 	3
		A1, A3, A5, A7, A9, A11..... C1, C3, C5, C7, C9, C11,....	2,5,8,11,14,17,....	3
		B1, B7, B13, B19..... 	2,11,20,29,38,.... 	9
		B2, B8, B14, B20,....	4,13,22,31,40,....	9
		B3, B9, B15, B21,....	8,17,26,35,44,....	9
		B4, B10, B16, B22,....	10,19,28,37,46,.....	9
		B5, B11, B17, B23,....	5,14,23,32,41,....	9
		B6, B12, B18, B24,....	7,16,25,34,43,....	9

20	N - P - N - P - N - P - N - P - N - P -	D E F G H I		
		D1 F3 G1 I1	1, 4, 7, 9,10,13,16,18,19,22,25,27,.... 	
		E2 H2		
		D3 E1 G3 H1 I3	1,3,4,7,10,12,13,16,19,21,22,....	3, 3, 2, 1
		F2		
		E3 F1 H3	1,4,6,7,10,13,15,16,19,22,24,....	3, 3, 2, 1
		D2 G2 I2		
		E2 H2	2,5,8,10,11,14,17,19,20,23,....	3, 3, 2, 1
		D3 F1 G3 I3		
		F2	2,4,5,8,11,13,14,17,20,22,.....	3, 3, 2, 1
		D1 E3 G1 H3 I1		
		D2 G2 I2	2,5,7,8,11,14,16,17,20,23,....	3, 3, 2, 1
E1 F3 H1				

22	J2 K1 K3 L1 M1 N3 L3 M3 O1 P1 Q1 R1 T1 L2 M2 O2 P2 Q2 R2 T2 K2 N2 S2 J3 J1	J K L M N O P Q R S T		
		N1 O3 P3 Q3 R3 S1 T3	2, 4, 7,10,11,13,16,19,20,22,25,.... 	
		S3	4,5,7,10,13,14,16,19,22,....	1, 2, 3, 3
		T1	4,7,8,10,13,16,17,19,22,....	1, 2, 3, 3
			5,8,11,12,14,17,20,21,23,....	1, 2, 3, 3
		T2	2,5,6,8,11,14,15,17,20,....	1, 2, 3, 3
		S2	5,8,9,11,14,17,18,20,23,....	1, 2, 3, 3
			6,7,9,12,15,16,18,21,24,....	1, 2, 3, 3
			4,6,9,12,13,15,18,21,22,....	1, 2, 3, 3

Note : „Sum of the digits“- Sequences were created by ordering the „sums of the digits“ occurring in the „prime number sequences“ according to their value. → see values in the columns **-SD-** in tables 6-A1 to 6-C1

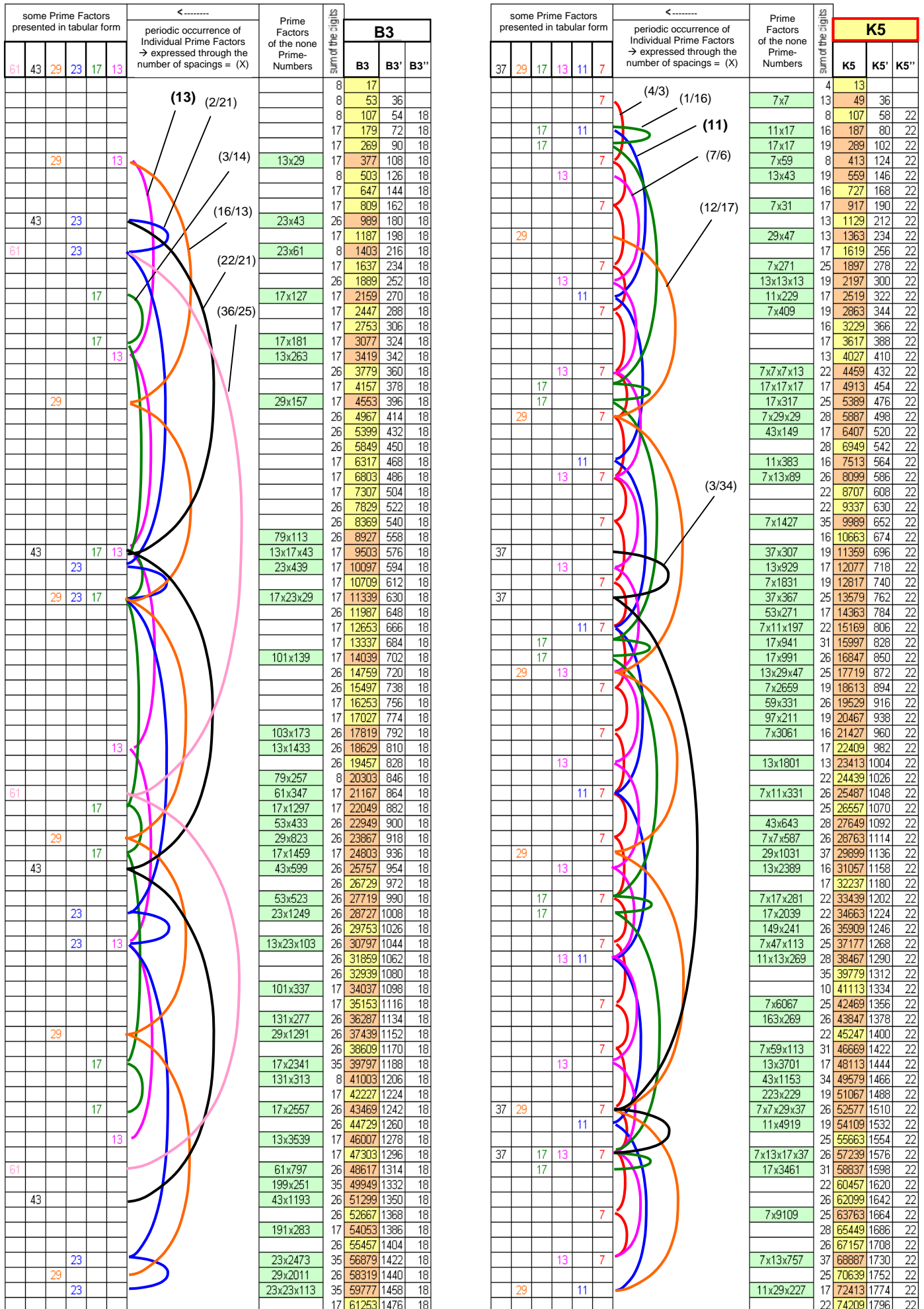
Table 3 : Analysis of the periodic behaviour of the number endings in the "Prime Number Sequences" shown in tables 6-A1 to 6-C1

2. Differential	Prime Number Sequences (see tables 6-A1 to 6-C1) --> Sequences derived from "Prime Number Spiral Graphs" shown in FIG. 6-A to 6-C	Number Endings occurring in Sequence	"Number Endings"-Sequence belonging to these Prime Number Sequences (see tables 6-A1 to 6-C1)	Divisibility of the numbers in the "Prime-Number-Sequences" (Tab.6) by prime factor 3 and 5
18	A2,A12,A22,... B6,B16,B26,... C4,C14,C24,... A5,A15,A25,... B9,B19,B29,... C7,C17,C27,...	...1 ; ...5 ; ...7 ;	7, 7, 5, 1, 5, 7, 7, 5, 1, 5, ... 	Numbers divisible by 3: None Numbers divisible by 5: periodic every 5. number (double) --> as indicated by arrows
	A4,A14,A24,... B8,B18,B28,... C6,C16,C26,... A7,A17,A27,... B1,B11,B21,... C9,C19,C29,...	...1 ; ...3 ; ...7 ;	3, 3, 1, 7, 1, 3, 3, 1, 7, 1, ...	None
	A6,A16,A26,... B10,B20,B30,... C8,C18,C28,... A9,A19,A29,... B3,B13,B23,... C1,C11,C31,...	...3 ; ...7 ; ...9 ;	7, 9, 9, 7, 3, 7, 9, 9, 7, 3, ...	None
	A8,A18,A28,... B2,B12,B22,... C10,C20,C30,... A1,A11,A21,... B5,B15,B25,... C3,C13,C23,...	...3 ; ...5 ; ...9 ;	3, 5, 5, 3, 9, 3, 5, 5, 3, 9, ...	None
	A10,A20,A30,... B4,B14,B24,... C2,C12,C22,... A3,A13,A23,... B7,B17,B27,... C5,C15,C25,...	...1 ; ...5 ; ...9 ;	9, 1, 1, 9, 5, 9, 1, 1, 9, 5, ...	None
20	N - D3 P - D1	...1	----	periodic every 3. number None
	N - G3 P - D2 G1	...3	----	periodic every 3. number periodic every 3. number (only D2)
	N - D2 P - G2	...5	----	None
	N - D1 G2 P - D3	...7	----	periodic every 3. number (only D1) None
	N - G1 P - G3	...9	----	periodic every 3. number None
	N - E1, E3, E5,.... N - E2, E4, E6,.... P - E1, E3, E5,.... P - E2, E4, E6,....	...1 ; ...3 ; ...5 ; ...7 ; ...9	1, 5, 9, 3, 7, 1, 5, 9, 3, 7,.... 7, 3, 9, 5, 1, 7, 3, 9, 5, 1,.... (Note opposite directions of sequences !)	periodic every 3. number None
	N - H1, H3, H5,.... N - H2, H4, H6,.... P - H1, H3, H5,.... P - H2, H4, H6,....			periodic every 3. number None
	N - F1, F3, F5,.... N - F2, F4, F6,.... P - F1, F3, F5,.... P - F2, F4, F6,....			periodic every 3. number None
	N - I1, I3, I5,.... N - I2, I4, I6,.... P - I1, I3, I5,.... P - I2, I4, I6,....			periodic every 3. number None
				periodic every 3. number None
				periodic every 3. number None
				periodic every 3. number None
				periodic every 3. number None
				periodic every 3. number None
				periodic every 3. number None
				periodic every 3. number None
				periodic every 3. number None
				periodic every 3. number None
				periodic every 3. number None
				periodic every 3. number None
				periodic every 3. number None
				periodic every 3. number None
				periodic every 3. number None
				periodic every 3. number None
				periodic every 3. number None
22	J K L M N O P Q R S T P2 S2 T2	...1 ; ...5 ; ...9 ;	1, 9, 9, 1, 5, 1, 9, 9, 1, 5, ... 	periodic every 3. number None
	K1 N1	...3 ; ...7 ; ...9 ;	9, 7, 7, 9, 3, 9, 7, 7, 9, 3, ...	periodic every 3. number None
	J1	...3 ; ...5 ; ...9 ;	5, 3, 3, 5, 9, 5, 3, 3, 5, 9, ...	periodic every 3. number (double !) None
	J2 L3 M3 O3 Q1 R3	...1 ; ...3 ; ...7 ;	3, 1, 1, 3, 7, 3, 1, 1, 3, 7, ...	periodic every 3. number None
	K2 N2	...1 ; ...5 ; ...9 ;	7, 5, 5, 7, 1, 7, 5, 5, 7, 1, ...	periodic every 3. number None
	K3 L1 M1 N3 O1 R1	...1 ; ...5 ; ...9 ;	7, 5, 5, 7, 1, 7, 5, 5, 7, 1, ...	periodic every 3. number None
	J3	...1 ; ...5 ; ...9 ;	7, 5, 5, 7, 1, 7, 5, 5, 7, 1, ...	periodic every 3. number None
	L2 M2 O2 R2	...1 ; ...5 ; ...9 ;	7, 5, 5, 7, 1, 7, 5, 5, 7, 1, ...	periodic every 3. number None

e.g. A15, A25 - "Prime Number Sequences" marked in green not shown in tables 6-A1 to 6-C1 (only for reference !)
e.g. N - D3 marking in red indicates that the "Prime Number Spiral Graphs" have a **negative** (N) rotation direction
P - D1 marking in blue indicates that the "Prime Number Spiral Graphs" have a **positive** (P) rotation direction
 indicates periodic occurrence of numbers divisible by 5 in "Prime Number Sequences"

Table 4 : Periodic occurring Prime Factors in the „Prime-Number-Spiral-Graphs“ (-number sequences) **B3** and **K5**
(see also FIG. 6-A / 6-C & 7 and Tables 6-A1 / 6-C1)

Harry K. Hahn / 15.05.2006



Note : the number of "spacings" (or lines) which lie between two successive prime factors of the same value, corresponds to the number of successive spiral windings of the Square-Root-Spiral ("Einstein-Spiral"), which lie between the two numbers which contain these prime factors (see FIG. 6-A / 6-C) !

Table 5-A : Periodic occurring Prime Factors in the „Prime-Number-Spiral-Graphs“ (-number sequences) **Q3** and **P20-G1**
(see also FIG. 6-B / 6-C and Tables 6-B1 / 6-C1)

Harrv K. Hahn / 15.05.2006

some Prime Factors presented in tabular form						←----- periodic occurrence of Individual Prime Factors → expressed through the number of spacings = (X)		Prime Factors of the none Prime- Numbers	sum of the digits	Q3		
73	37	31	13	11						Q3	Q3'	Q3''
									4	13		
									10	37	24	
									11	83	46	22
									7	151	68	22
									7	241	90	22
									11	353	112	22
									19	487	134	22
									13	643	156	22
									11	821	178	22
									4	1021	200	22
								11x113	10	1243	222	22
									20	1487	244	22
								13x157	16	1753	266	22
									7	2041	288	22
									11	2351	310	22
									19	2683	332	22
									13	3037	354	22
									11	3413	376	22
								37x103	13	3811	398	22
									10	4231	420	22
									20	4673	442	22
								11x467	16	5137	464	22
									16	5623	486	22
									11	6131	508	22
									19	6661	530	22
									13	7213	552	22
								13x599	29	7787	574	22
								83x101	22	8383	596	22
									10	9001	618	22
								31x311	20	9641	640	22
									7	10303	662	22
									25	10987	684	22
								11x1063	20	11693	706	22
									10	12421	728	22
									13	13171	750	22
73								73x191	20	13943	772	22
									22	14737	794	22
								103x151	19	15553	816	22
								37x443	20	16391	838	22
								13x1327	16	17251	860	22
									16	18133	882	22
									20	19037	904	22
									28	19963	926	22
								11x1901	13	20911	948	22
									20	21881	970	22
									22	22873	992	22
									28	23887	1014	22
									20	24923	1036	22
									25	25981	1058	22
									16	27061	1080	22
									20	28163	1102	22
									28	29287	1124	22
								13x2341	13	30433	1146	22
									11	31601	1168	22
									22	32791	1190	22
									10	34003	1212	22
									20	35237	1234	22
									25	36493	1256	22
									25	37771	1278	22
									20	39071	1300	22
									19	40393	1322	22
									22	41737	1344	22
									11	43103	1366	22
									22	44491	1388	22
									19	45901	1410	22
									20	47333	1432	22
									34	48787	1454	22
									16	50263	1476	22
									20	51761	1498	22
									19	53281	1520	22
									22	54823	1542	22
									29	56387	1564	22
									31	57973	1586	22
									28	59581	1608	22
									11	61211	1630	22
									25	62863	1652	22
									25	64537	1674	22
									20	66233	1696	22
									28	67951	1718	22
									31	69691	1740	22
									20	71453	1762	22
									22	73237	1784	22

some Prime Factors presented in tabular form					←----- periodic occurrence of Individual Prime Factors → expressed through the number of spacings = (X)		Prime Factors of the none Prime- Numbers	sum of the digits of the Prime- Numbers	P20-G1		
73	67	31	23	13	G1 G1' G1''						
								4	103		
								11	173	70	
								11	263	90	20
								13	373	110	20
								8	503	130	20
								14	653	150	20
								13	823	170	20
								5	1013	190	20
								8	1223	210	20
								13	1453	230	20
								11	1703	250	20
								20	1973	270	20
								13	2263	290	20
								17	2573	310	20
								14	2903	330	20
								13	3253	350	20
								14	3623	370	20
								8	4013	390	20
								13	4423	410	20
								20	4853	430	20
								11	5303	450	20
								22	5773	470	20
								17	6263	490	20
								23	6773	510	20
								13	7303	530	20
								23	7853	550	20
								17	8423	570	20
								13	9013	590	20
								20	9623	610	20
								11	10253	630	20
								13	10903	650	20
								17	11573	670	20
								14	12263	690	20
								22	12973	710	20
								14	13703	730	20
								17	14453	750	20
								13	15223	770	20
								11	16013	790	20
								20	16823	810	20
								22	17653	830	20
								17	18503	850	20
								23	19373	870	20
								13	20263	890	20
								14	21173	910	20
								8	22103	930	20
								13	23053	950	20
								11	24023	970	20
								11	25013	990	20
								13	26023	1010	20
								17	27053	1030	20
								14	28103	1050	20
								22	29173	1070	20
								14	30263	1090	20
								17	31373	1110	20
								13	32503	1130	20
								20	33653	1150	20
								20	34823	1170	20
								13	36013	1190	20
								17	37223	1210	20
								23	38453	1230	20
								22	39703	1250	20
								23	40973	1270	20
								17	42263	1290	20
								22	43573	1310	20
								20	44903	1330	20
								20	46253	1350	20
								22	47623	1370	20
								17	49013	1390	20
								14	50423	1410	20
								22	51853	1430	20
								14	53303	1450	20
								26	54773	1470	20
								22	56263	1490	20
								29	57773	1510	20
								20	59303	1530	20
								22	60853	1550	20
								17	62423	1570	20
								14	64013	1590	20
								16	65623	1610	20
								23	67253	1630	20
								26	68903	1650	20
								22	70573	1670	20
								20	72263	1690	20
								29	73973	1710	20
								22	75703	1730	20
								26	77453	1750	20
								23	79223	1770	20
								13	81013	1790	20
								23	82823	1810	20
								26	84653	1830	20
								22	86503	1850	20
								29	88373	1870	20

Table 5-B : Periodic occurring Prime Factors in the „Prime-Number-Spiral-Graphs“ (-number sequences) **S1** and **B33**
(see also FIG. 6-A / 6-C and Tables 6-A1 / 6-C1)

some Prime Factors presented in tabular form					periodic occurrence of individual Prime Factors --> expressed through the numbers of spacings = (X)		Prime Factors of the None- Prime- Numbers	S1		
73	37	31	13	11				S1	S1'	S1''
								2	11	
								4	31	20
								10	73	42 22
								11	137	64 22
								7	223	86 22
								7	331	108 22
								11	461	130 22
								10	613	152 22
								22	787	174 22
								20	983	196 22
								4	1201	218 22
								10	1441	240 22
								11	1703	262 22
								25	1987	284 22
								16	2293	306 22
								11	2621	328 22
								19	2971	350 22
								13	3343	372 22
								20	3737	394 22
								13	4153	416 22
								19	4591	438 22
								11	5051	460 22
								16	5533	482 22
								16	6037	504 22
								20	6563	526 22
								10	7111	548 22
								22	7681	570 22
								20	8273	592 22
								31	8887	614 22
								19	9523	636 22
								11	10181	658 22
								16	10861	680 22
								16	11563	702 22
								10	12287	724 22
								13	13033	746 22
								13	13801	768 22
								20	14591	790 22
								13	15403	812 22
								19	16237	834 22
								20	17093	856 22
								25	17971	878 22
								25	18871	900 22
								29	19793	922 22
								19	20737	944 22
								13	21703	966 22
								20	22691	988 22
								13	23701	1010 22
								19	24733	1032 22
								29	25787	1054 22
								25	26863	1076 22
								25	27961	1098 22
								20	29081	1120 22
								10	30223	1142 22
								22	31387	1164 22
								20	32573	1186 22
								22	33781	1208 22
								10	35011	1230 22
								20	36263	1252 22
								25	37537	1274 22
								25	38833	1296 22
								11	40151	1318 22
								19	41491	1340 22
								22	42853	1362 22
								20	44237	1384 22
								22	45643	1406 22
								19	47071	1428 22
								20	48521	1450 22
								34	49993	1472 22
								25	51487	1494 22
								11	53003	1516 22
								19	54541	1538 22
								13	56101	1560 22
								29	57683	1582 22
								31	59287	1604 22
								19	60913	1626 22
								20	62561	1648 22
								16	64231	1670 22
								25	65923	1692 22
								29	67637	1714 22
								28	69373	1736 22
								13	71131	1758 22
								20	72911	1780 22

some Prime Factors presented in tabular form					periodic occurrence of individual Prime Factors --> expressed through the numbers of spacings = (X)		Prime Factors of the None- Prime- Numbers	B33		
61	43	29	13	11				B33	B33'	B33''
								17	89	
								8	107	18
								8	143	36 18
								17	197	54 18
								17	269	72 18
								17	359	90 18
								17	467	108 18
								17	593	126 18
								17	737	144 18
								26	899	162 18
								17	1079	180 18
								17	1277	198 18
								17	1493	216 18
								17	1727	234 18
								26	1979	252 18
								17	2249	270 18
								17	2537	288 18
								17	2843	306 18
								17	3167	324 18
								17	3509	342 18
								26	3869	360 18
								17	4247	378 18
								17	4643	396 18
								26	5057	414 18
								26	5489	432 18
								26	5939	450 18
								17	6407	468 18
								26	6893	486 18
								26	7397	504 18
								26	7919	522 18
								17	8459	540 18
								17	9017	558 18
								26	9593	576 18
								26	10187	594 18
								26	10799	612 18
								17	11429	630 18
								17	12077	648 18
								17	12743	666 18
								17	13427	684 18
								17	14129	702 18
								26	14849	720 18
								26	15587	738 18
								17	16343	756 18
								17	17117	774 18
								26	17909	792 18
								26	18719	810 18
								26	19547	828 18
								17	20393	846 18
								17	21257	864 18
								17	22139	882 18
								17	23039	900 18
								26	23957	918 18
								26	24893	936 18
								26	25847	954 18
								26	26819	972 18
								26	27809	990 18
								26	28817	1008 18
								17	29843	1026 18
								26	30887	1044 18
								26	31949	1062 18
								17	33029	1080 18
								17	34127	1098 18
								17	35243	1116 18
								26	36377	1134 18
								26	37529	1152 18
								35	38699	1170 18
								35	39887	1188 18
								17	41093	1206 18
								17	42317	1224 18
								26	43559	1242 18
								26	44819	1260 18
								26	46097	1278 18
								26	47393	1296 18
								26	48707	1314 18
								17	50039	1332 18
								26	51389	1350 18
								26	52757	1368 18
								17	54143	1386 18
								26	55547	1404 18
								35	56969	1422 18
								26	58409	1440 18
								35	59867	1458 18

Note : the number of "spacings" (or lines) which lie between two successive prime factors of the same value, corresponds to the number of successive spiral windings of the Square-Root-Spiral ("Einstein-Spiral"), which lie between the two numbers which contain these prime factors (see FIG. 6-A / 6-C) !

The following chapter shows extracts from the analysis of the "Number Spiral", carried out by Mr. Robert Sachs.

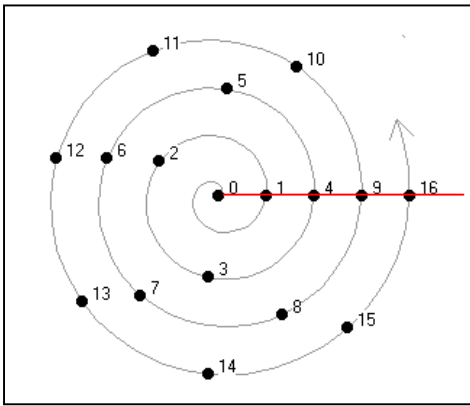


FIG. NS-1 : Number Spiral

9.1 Introduction

Number spirals are very simple. To make one, we just write the non-negative integers on a ribbon and roll it up with zero at the center. The trick is to arrange the spiral so all the perfect squares (1, 4, 9, 16, etc.) line up in a row on the right side: → see Figure NS-1 & NS-2

If we continue winding for a while and zoom out a bit, the result looks like shown on the right

If we zoom out even further and remove everything except the dots that indicate the locations of integers, we get Figure NS-3 below. It shows 2026 dots :

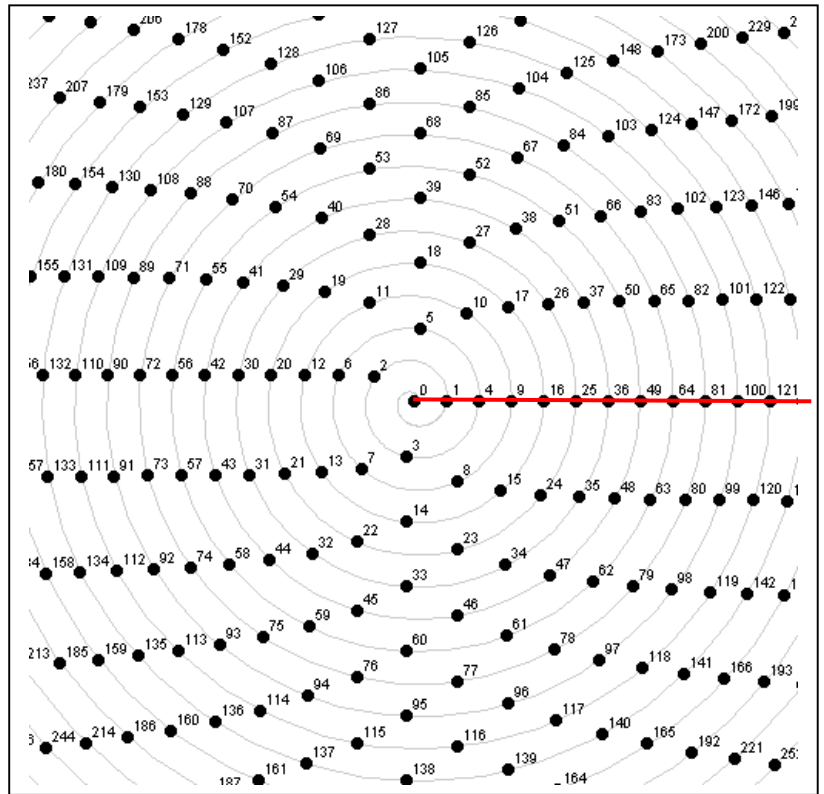


FIG. NS-2 : Number Spiral with perfect squares lined-up on a straight line




FIG. NS-3 : Number Spiral
→ dots indicating 2026 integers

"Curve P-1" contains the numbers 5, 11, 19, 29, 41, 55, 71... which result in the quadratic polynomials :
 $x^2 + 3x + 1$ or $x^2 + 5x + 5$ or $x^2 + 7x + 11$ etc.

"Curve P+1" contains the numbers 3, 7, 13, 21, 31, 43, 57... which result in the quadratic polynomials :
 $x^2 + x + 1$ or $x^2 + 3x + 3$ or $x^2 + 5x + 7$ etc.

Let's try making the primes darker than the non-primes:
→ see Figure NS-4

The primes clearly seem to cluster along certain curves.
(see image below)

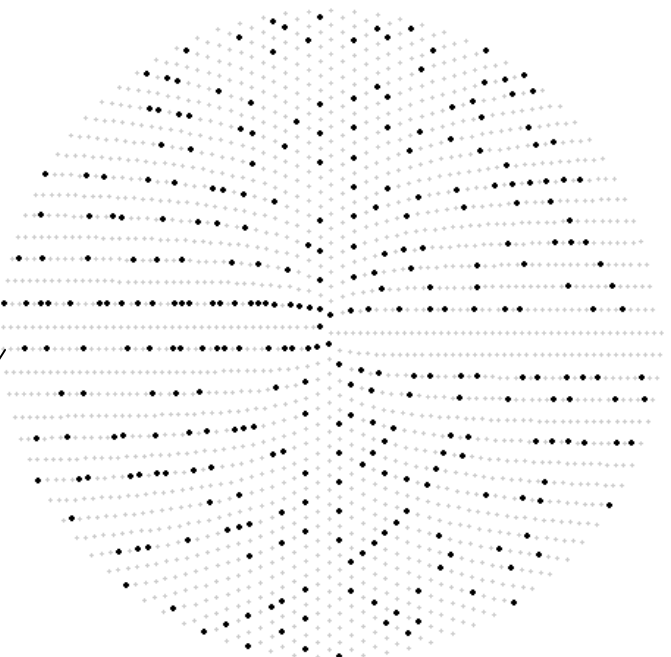


FIG. NS-4 : Prime Numbers cluster along defined curves

Let's zoom out even further to get a better look. The following number spiral shows all the primes that occur within the first 46,656 non-negative integers. (For clarity, non-primes have been left out.)

→ see Figure NS-5

It is evident that prime numbers concentrate on certain curves which run to the northwest and southwest, like the curve marked by the blue arrow.

In the following we'll investigate these patterns and try to make sense out of them.




FIG. NS-5: Shows the Positions of the first 46656 Prime Number

9.2 Product Curves

On the previous images we saw that primes tend to line up in curves on the number spiral. In fact, the whole spiral is made of curves of this kind, and every integer belongs to an infinite number of them.

The simplest curve of this type (the one with least curvature) is the line of perfect squares, marked here in blue → see Figure NS-6

For convenience, I'll call this line "curve S" for "squares."

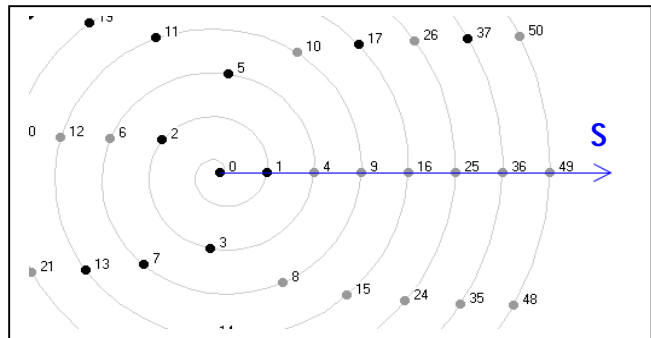


FIG. NS-6: "Curve S" – Line of perfect squares on the Number Spiral

Here's another example → see Figure NS-7

The factors of numbers on this second curve are 1×2 , 2×3 , 3×4 , etc. The difference between factors is always 1. Such numbers are called "pronics", so I'll name this second line "Curve P".

In curve S, the difference between factors is zero. In curve P, it is one. And there are other such curves at distances of 1, 2, 4, 6, 9, 12, ... "units" to the original curves P or S.

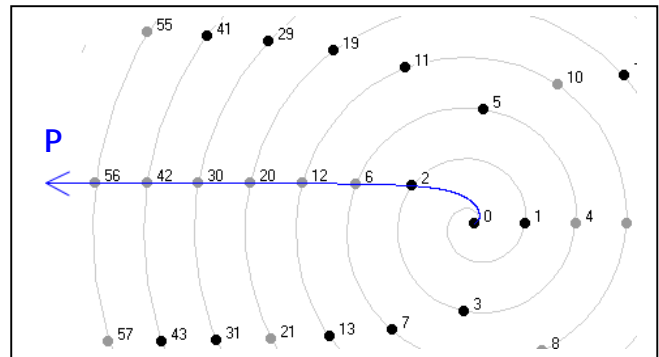


FIG. NS-7: "Curve P" – Line of "pronics" with difference between factors of numbers on this curve is always 1

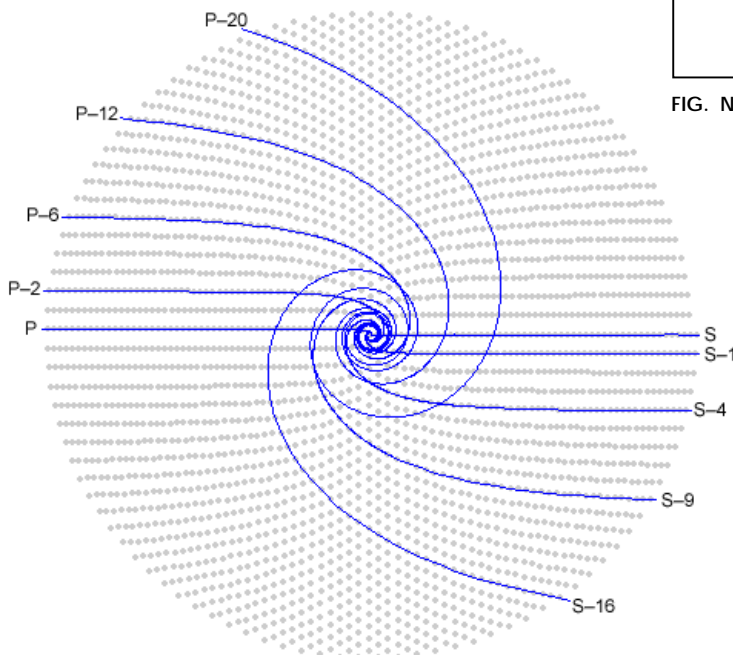


FIG. NS-8: Shows the first ten "pronics – curves"

For example curve P-6, which is at a distance of "6 units" to P, contains the numbers 50, 66, 84, 104, 126, In this sequence the factors of the numbers are 5×10 , 6×11 , 7×12 , 8×13 , ...etc., which corresponds to a difference of 5 between the factors of a number and to the difference of 1 between the factors of two successive numbers.

Or curve S-1, which is at a distance of one unit to S, contains the numbers 15, 24, 35, 48, 63, 80, In this number sequence the factors of the numbers are 3×5 , 4×6 , 5×7 , 6×8 , 7×9 , 8×10 etc., which corresponds to a difference of 2 between the factors of a number and to the difference of 1 between the factors of two successive numbers.

We can continue this way forever, increasing the distance to the curves P and S and finding new curves.

On the lefthand side in Figure NS-8 the first ten such curves are shown:

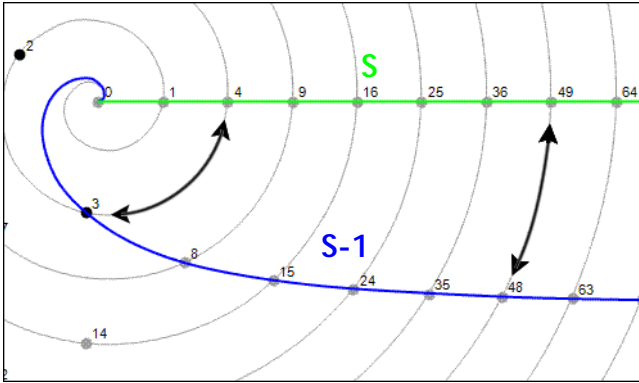


FIG. NS-9 : Distances between the numbers on curve S and curve S-1 are **constant** measured along the spiral

9.3 Offset Curves

At the bottom of the previous page we saw a picture of the first ten product curves (pronics – curves). Product curves are important because every possible way of multiplying one number by another is represented on one of them.

But it turns out that they are only a special case of a more general phenomenon. Their properties are due to the fact that they are located at fixed distances from defined angles. As we will see, other curves which are located at fixed distances from other defined angles have similar properties. To illustrate these ideas, let's look at product curve S – 1, shown above in blue (see **Figure NS-9**). It is located at a fixed distance from angle zero, shown in green.

At first glance the green and blue lines appear to converge at the left. But if we measure the distance between them using the spiral itself as our tape measure, the lines are always **one unit** apart. The black arrows show how to do this. The left arrow stretches between 3 and 4, a distance of one. The right arrow stretches between 48 and 49, also a distance of one. Even when the blue curve is at zero, it's separated (for measuring purposes) from the green curve by the piece of the spiral that runs from zero to one. No matter where we measure, the distance is always **1**.

I call a constant distance of this sort an offset. When a curve is offset from an angle line, I call it an offset curve.

If we zoom out far enough, offset curves look straight. Some of them have so little curvature that we barely have to zoom. For instance:

The blue lines in **Figure NS-10** show the first offset curves (with offset 0) of the angle lines which have a rotational angle of 0, 1/64, 1/32, 1/16, 1/8, and 1/4 in reference to curve S (curve which contains the perfect squares). Note : one full rotation = 1.

Offset curves are important because some of them are composite. When I say that a curve is composite I mean that all the integers on them (except for the first, which is always zero, and the second, which may be prime) are non-prime. Moreover, we can predict the factorization of any integer on such curves just from knowing its location.

Every rational angle has composite offset curves.

When I say "rational angle," I mean an angle line whose measurement in rotations (in reference to curve S) is a rational number: 1/2 rotation, 1/3 rotation, 1473/2076 rotation, etc.

Figure NS-11, for example shows the 1/3 angle line marked in green (at an angle of 120 degrees in reference to curve S) :

And **Figure NS-12** on the right shows a few of its offset curves:

The blue offset curves are composite. (To avoid misunderstanding, let me say again that the first integer on a composite curve is zero, the second may or may not be prime, and the rest are composite.)

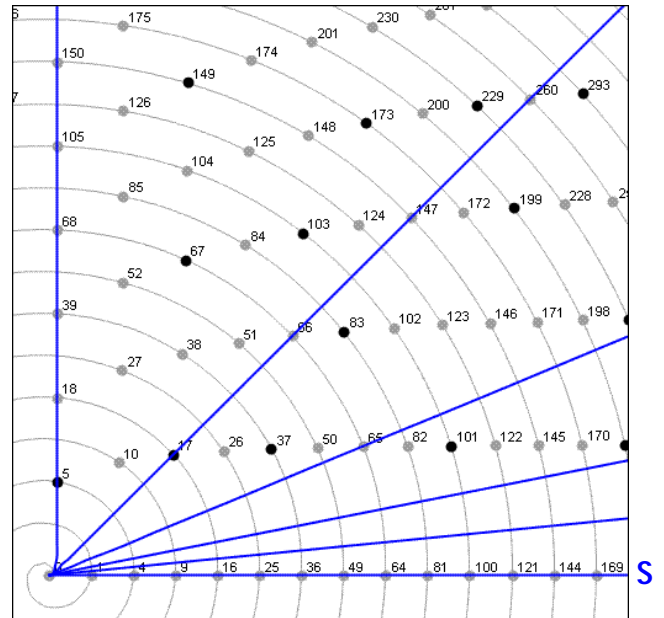


FIG. NS-10 : First 5 Offset-Curves at rotational angles of 1/64, 1/32, 1/16, 1/8 and 1/4 in reference to Curve S

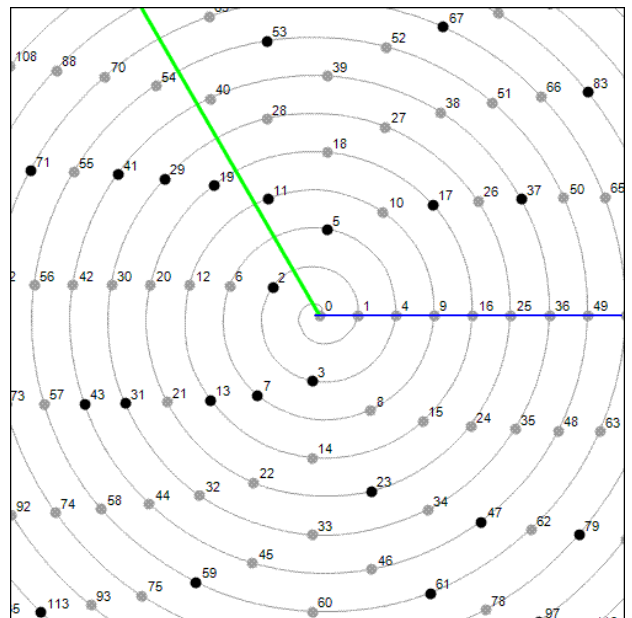


FIG. NS-11 : Angle Line with rotational angle 1/3 (120 degrees)

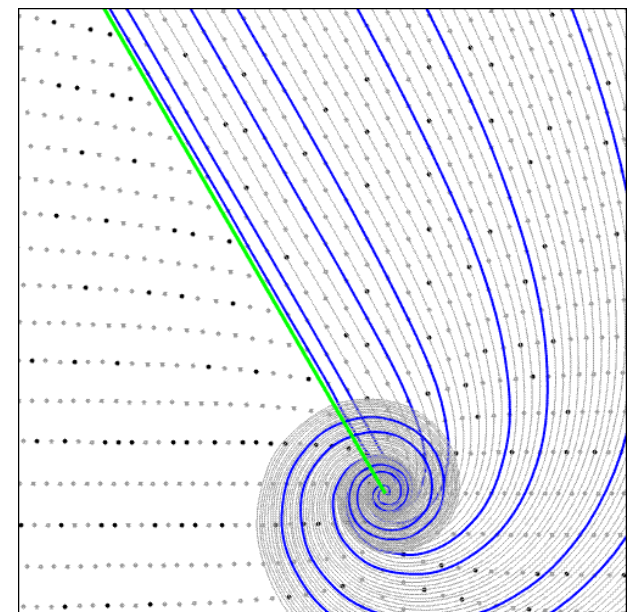


FIG. NS-12 : Offset-Curves of angle line with angle 1/3 (120 deg.)

In this Figure you see something new : red curves. Like blue curves, red ones are composite. But red and blue sequences are composite for different reasons, so I distinguish them by color.

One last example: **Figure NS-14** shows the first few offset curves for angle 1/4 (90 deg.) → see below on the right :

I have a special reason for including angle $1/4$ in my analysis. When I first wrote my website in 2003, I didn't realize that every rational angle has composite curves. Therefore I was puzzled by the prominent columns of non-prime numbers that march north and south from the center of the spiral, and I published **Figure NS-15** as a mystery to be solved later (see below) :

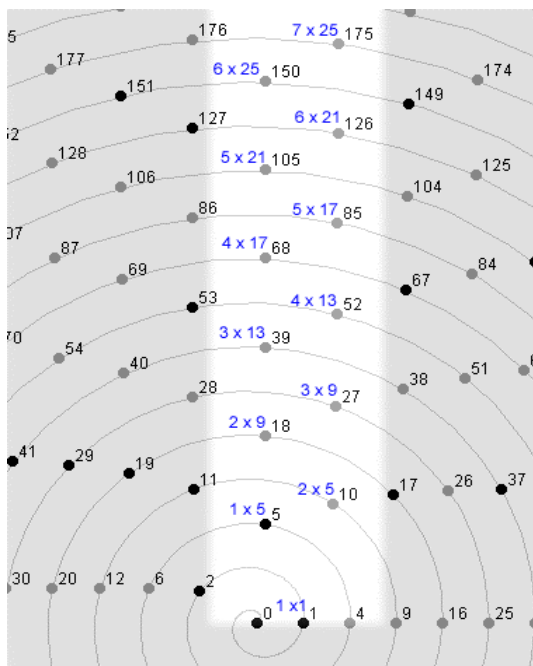


FIG. NS-15 : A column of non-primes runs north & south

9.4 Quadratic Polynomials (Quadratic Functions)

Every offset curve can be generated by a quadratic polynomial of the form:

$$y = ax^2 + bx + c$$

Where y is the number that appears on the graph; a , b , and c are constants that define the curve; and x is the index of the integer on the curve. In order for a quadratic function to be an offset curve, a must be a perfect square. In order for a function to be a *composite* offset curve, c must be zero. In other words, the function for a composite offset curve looks like this:

$$y = ax^2 + bx$$

Of course a must be a perfect square in the above equation, because composite curves are a subset of offset curves. For composite offset curves of angle n/d where the denominator is even:

$$a = (d/2)^2$$

$$b = n$$

$$\text{offset} = (n/d)^2$$

For angles with odd denominators, multiply the numerator and denominator by two and use the above formulas. The correspondence between angles and coefficients creates an **orderly pattern** on the graph. This can be seen in the illustration on the right **Figure NS-16**, which shows all the composite curves for denominator 6 with the numerator ranging from -9 to 9 inclusive:

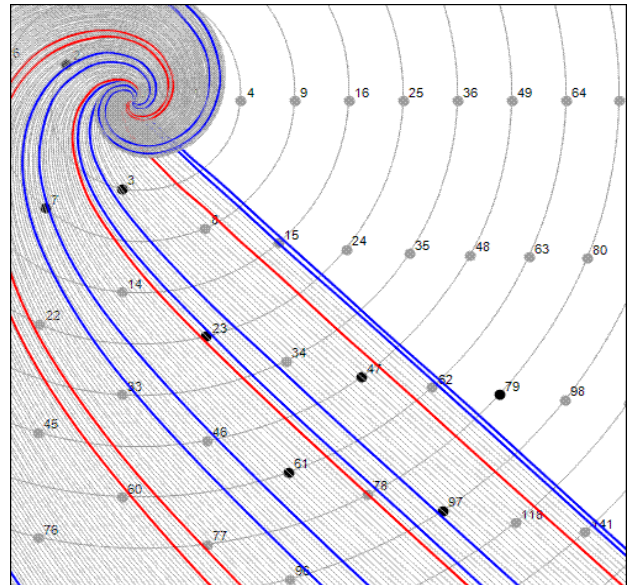


FIG. NS-13 : Shows the Offset-Curves of angle 29/33

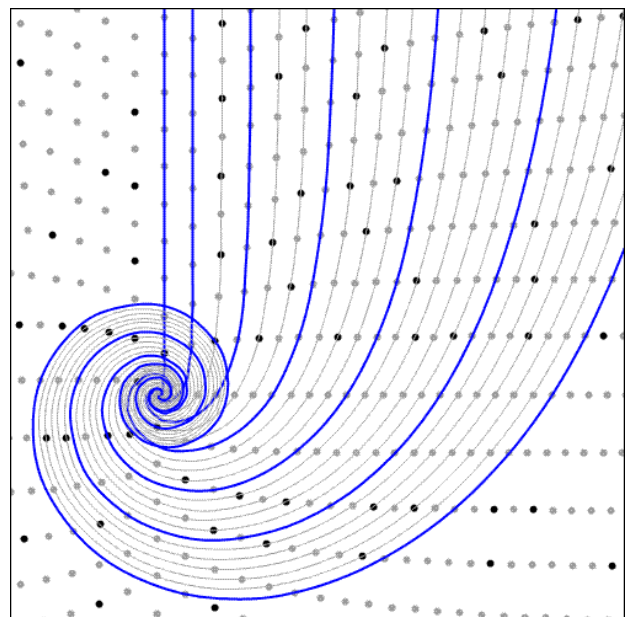


FIG. NS-14 : Shows the Offset-Curves of angle $1/4$ (90 deg.)

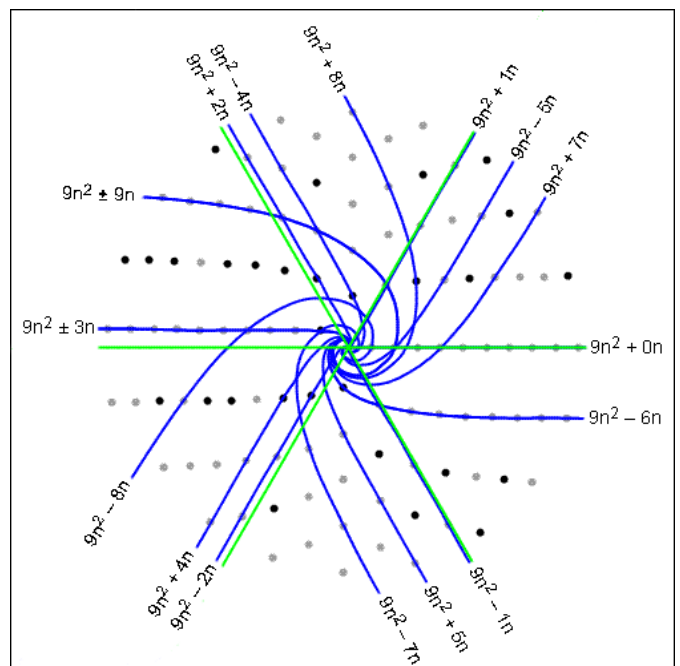


FIG. NS-16: offset curves are **orderly** distributed quadratic polynomials

9.5 Primes

Now that we have adopted a convention for naming the curves on the number spiral, let's look again at how primes are distributed.

As shown in **Figure NS-17** the densest concentrations of primes seem to occur mainly in curves whose offsets are prime.

When we look at a graph that shows only primes, like **Figure NS-17**, the left-facing curves are much more pronounced than the right-facing curves. However, when we look at a graph that shows all the integers, like **Figure NS-3** the left-facing and right-facing curves are equally salient. The main reason for this seems to be that on the left side, primes can occur only in curves with odd offsets. On the right side, primes can occur in curves with both odd and even offsets. It would be interesting to investigate empirically whether equal quantities of primes occur on both sides.

→ Interesting would also be an analysis of the circular appearances of prime numbers in this diagram !! (→ comment from Harry K. Hahn)

In FIG. NS-17 the first 46656 Prime Numbers are shown.

Here a comparison of the Number Spiral with the Ulam-Spiral → see **Figure NS-18**

Each diagonal of the Ulam spiral corresponds to a particular curve on the number spiral.

However, the Ulam spiral makes two diagonals out of each curve by allowing both ends of a diagonal to grow in opposite directions and placing alternate members of the sequence at either end. Moreover, the two halves of each diagonal do not usually line up with each other. This sounds terribly confusing in words, but as shown in **Figure NS-18**, it's really pretty simple.

I've labeled only a few diagonals in this Figure to illustrate the pattern, the correspondence extends infinitely:




FIG. NS-17 : Prime Numbers seem to occur mainly in curves whose offsets are prime

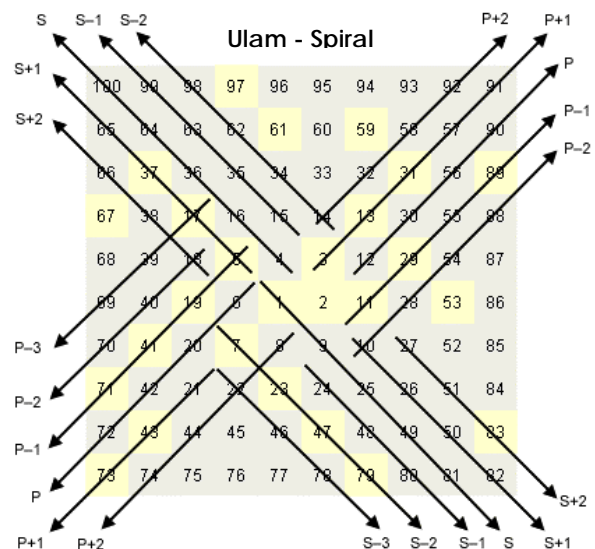


FIG. NS-18 : Comparison between the Number Spiral and the Ulam-Spiral

9.6 FORMULAS

To convert from polar coordinates to Windows screen coordinates (in which y increases from top to bottom, unlike conventional graphs):

$$\begin{aligned} x &= r \cos(2\pi\theta) \\ y &= -r \sin(2\pi\theta) \end{aligned}$$

Note: theta is in rotations; x and y must be scaled and translated before using them for screen display

To plot the spiral, including both the thin gray coiled line and the integers on it :

$$\begin{aligned} r &= \sqrt{n} \\ \theta &= \sqrt{n} \end{aligned}$$

Note: theta is in rotations

To plot offset curves:

$$\begin{aligned} r &= \sqrt{an^2 + bn + c} \\ \theta &= r - n\sqrt{a} \end{aligned}$$

To derive coefficients a, b, c of a quadratic formula from three successive integers i, j, k in a quadratic sequence:

$$\begin{aligned} a &= \frac{i - 2j + k}{2} \\ b &= j - i - 3a \\ c &= i - a - b \end{aligned}$$

For more information about these formulas including their derivation, see [Method of Common Differences](#).

To convert between a composite offset curve of angle n/d (measured in rotations) and its related quadratic function $y = ax^2 + bx$:

$$\begin{aligned} a &= \left(\frac{d}{2}\right)^2 \\ b &= n \end{aligned}$$

To factor an integer on a composite offset curve:

$$\begin{aligned} \text{offset} &= \left(\frac{n}{d}\right)^2 \\ d &= 2\sqrt{a} \end{aligned}$$

$$\rightarrow y = x(ax + b)$$

FIG. 8 :

Comparison between " Square Root Spiral " and " Number Spiral " (by R. Sachs)

PRONICS - Spiral Graphs :

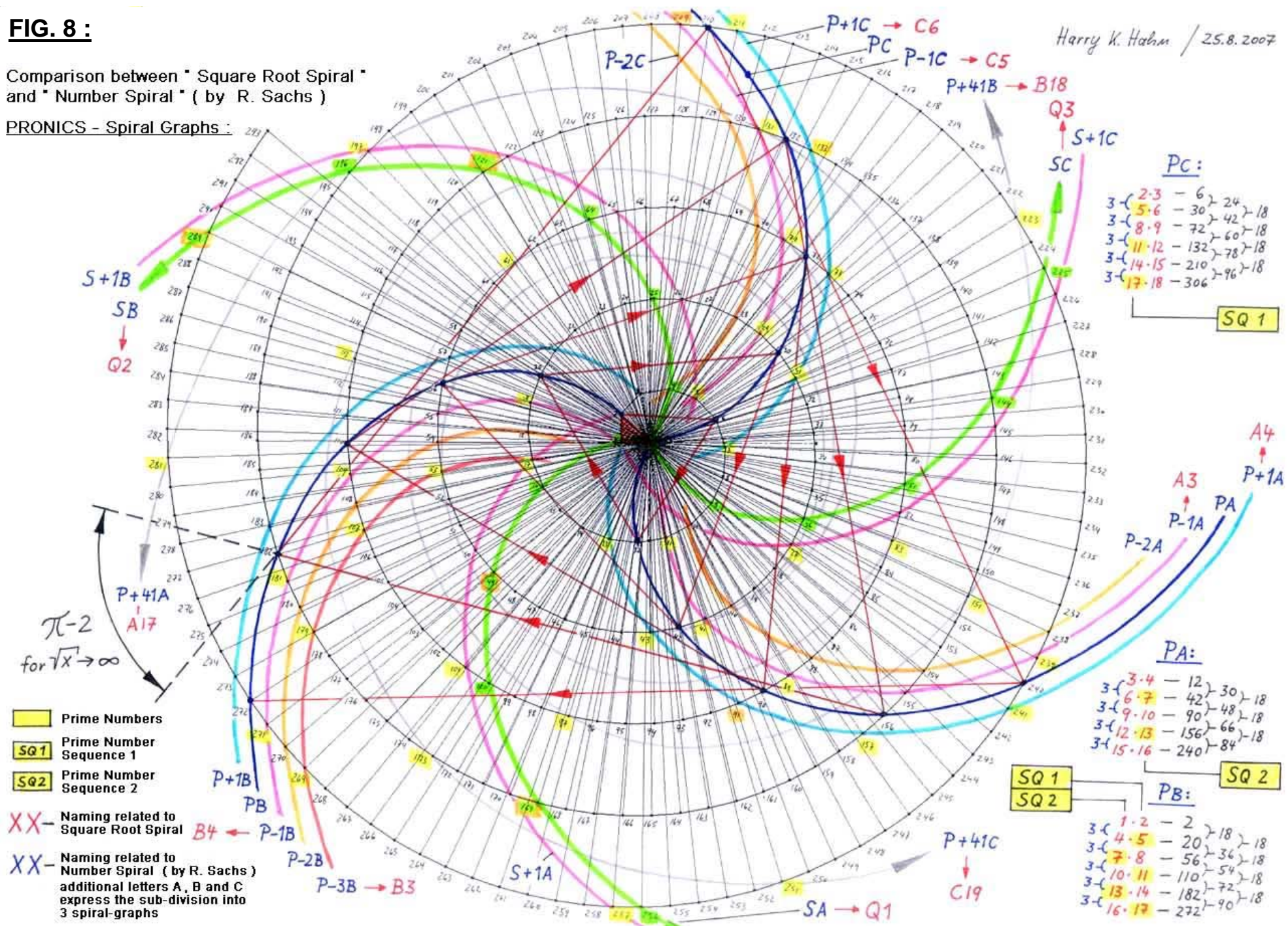


Table 7-A : Comparison of the arrangement of the "PRONICS-Spiral Graphs" (product curves) S, P, S+1 and P-1 on the "Number Spiral" & "Square Root Spiral" (see FIG.: NS-8 at page 29 and FIG.: 8 at page 33)

NUMBER SPIRAL					SQUARE ROOT SPIRAL					NUMBER SPIRAL					SQUARE ROOT SPIRAL				
SD					SA (Q1)					SB (Q2)					SC (Q3)				
SD	S	S'	S''		SA	SA'	SA''			SB	SB'	SB''			SC	SC'	SC''		
1x1	1				1					4					9				
2x2		3			16	15				7	25	21			9	36	27		
3x3	9	5	2		49	33	18			10	64	39	18		9	81	45	18	
4x4	16	7	2		100	51	18			13	121	57	18		9	144	63	18	
5x5	25	9	2		169	69	18			16	196	75	18		9	225	81	18	
6x6	36	11	2		256	87	18			19	289	93	18		9	324	99	18	
7x7	49	13	2		361	105	18			22	400	111	18		9	441	117	18	
8x8	64	15	2		484	123	18			25	529	129	18		18	576	135	18	
	81	17	2		625	141	18			28	676	147	18		18	729	153	18	
	100	19	2		784	159	18			31	841	165	18		9	900	171	18	
	121	21	2		961	177	18			34	1024	183	18		18	1089	189	18	
	144	23	2		1156	195	18			37	1225	201	18		18	1296	207	18	
	169	25	2		1369	213	18			40	1444	219	18		9	1521	225	18	
	196	27	2		1600	231	18			43	1681	237	18		18	1764	243	18	
	225	29	2		1849	249	18			46	1936	255	18		9	2025	261	18	
	256	31	2		2116	267	18			49	2209	273	18		9	2304	279	18	
	289	33	2		2401	285	18			52	2500	291	18		9	2601	297	18	
	324	35	2		2704	303	18			55	2809	309	18		18	2916	315	18	
	361	37	2		3025	321	18			58	3136	327	18		18	3249	333	18	
	400	39	2		3364	339	18			61	3481	345	18		9	3600	351	18	
	441	41	2		3721	357	18			64	3844	363	18		27	3969	369	18	
	484	43	2		4096	375	18			67	4225	381	18		18	4356	387	18	
	529	45	2		4489	393	18			70	4624	399	18		18	4761	405	18	
	576	47	2		4900	411	18			73	5041	417	18		18	5184	423	18	
	625	49	2		5329	429	18			76	5476	435	18		18	5625	441	18	

SD					S+1					S+1A					S+1B				
----	--	--	--	--	-----	--	--	--	--	------	--	--	--	--	------	--	--	--	--

XX Prime Number Sequence SQ1

XX Prime Number Sequence SQ2

 Prime Numbers

Numbers not divisible by 2, 3 or 5

Table 7-B : Prime Number Sequences derived from Soiral Graphs **P+41** (Euler Polynom → see FIG.: NS-17 at page 32) and **P+41A** . **P+41B** and **P+41C** (see FIG.: 8 at page 33)

NUMBER SPIRAL				SQUARE ROOT SPIRAL														
P+41				P+41A				P+41B				P+41C						
SD	P+41	P+41'	P+41''	SD	prime factors	P+41A	P+41A'	P+41A''	SD	prime factors	P+41B	P+41B'	P+41B''	SD	prime factors	P+41C	P+41C'	P+41C''
5	41			5		41			7		43			5		41		
7	43	2		8		53	12		16		61	18		11		47	6	
11	47	4	2	11		83	30	18	16		97	36	18	8		71	24	18
8	53	6	2	5		131	48	18	7		151	54	18	5		113	42	18
7	61	8	2	17		197	66	18	7		223	72	18	11		173	60	18
8	71	10	2	8		281	84	18	7		313	90	18	8		251	78	18
11	83	12	2	11		383	102	18	7		421	108	18	14		347	96	18
16	97	14	2	14		503	120	18	16		547	126	18	11		461	114	18
5	113	16	2	8		641	138	18	16		691	144	18	17		593	132	18
5	131	18	2	11		797	156	18	16		853	162	18	14		743	150	18
7	151	20	2	23		971	174	18	16		1033	180	18	11		911	168	18
11	173	22	2	17		1163	192	18	7		1231	198	18	17		1097	186	18
17	197	24	2	14		1373	210	18	16	14 / 27	1447	216	18	5		1301	204	18
7	223	26	2	8		1601	228	18	16		1681	234	18	11		1523	222	18
8	251	28	2	20		1847	246	18	16		1933	252	18	17		1763	240	18
11	281	30	2	5		2111	264	18	7		2203	270	18	5		2021	258	18
7	313	32	2	17		2393	282	18	16		2491	288	18	20		2297	276	18
14	347	34	2	20		2693	300	18	25		2797	306	18	17		2591	294	18
14	383	36	2	5		3011	318	18	7		3121	324	18	14		2903	312	18
7	421	38	2	17		3347	336	18	16		3463	342	18	11		3233	330	18
11	461	40	2	11		3701	354	18	16		3823	360	18	17		3581	348	18
8	503	42	2	14		4073	372	18	7		4201	378	18	23		3947	366	18
16	547	44	2	17		4463	390	18	25		4597	396	18	11		4331	384	18
17	593	46	2	20		4871	408	18	16		5011	414	18	17		4733	402	18
11	641	48	2	23		5297	426	18	25		5443	432	18	14		5153	420	18
16	691	50	2	17		5741	444	18	16		5893	450	18	20		5591	438	18
14	743	52	2	11		6203	462	18	25		6361	468	18	17		6047	456	18
23	797	54	2	23		6683	480	18	25		6847	486	18	14		6521	474	18
8	853	56	2	17		7181	498	18	16		7351	504	18	11		7013	492	18
11	911	58	2	29		7697	516	18	25		7873	522	18	17		7523	510	18
17	971	60	2	14		8231	534	18	16		8413	540	18	14		8051	528	18
7	1033	62	2	26		8783	552	18	25		8971	558	18	29		8597	546	18
17	1097	64	2	20		9353	570	18	25		9547	576	18	17		9161	564	18
11	1163	66	2	23		9941	588	18	7		10141	594	18	23		9743	582	18
7	1231	68	2	17		10547	606	18	16		10753	612	18	11		10343	600	18
5	1301	70	2	11		11171	624	18	16		11383	630	18	17		10961	618	18
14	1373	72	2	14		11813	642	18	7		12031	648	18	23		11597	636	18
16	1447	74	2	17		12473	660	18	25		12697	666	18	11		12251	654	18
11	1523	76	2	11		13151	678	18	16		13381	684	18	17		12923	672	18
8	1601	78	2	23		13847	696	18	16		14083	702	18	14		13613	690	18
16	1681	80	2	17		14561	714	18	16		14803	720	18	11		14321	708	18
17	1763	82	2	20		15293	732	18	16		15541	738	18	17		15047	726	18
20	1847	84	2	20														

Table 7-C : Quadratic Polynomials of the "Prime-Number-Spiral-Graphs" **P+41** (Number Spiral) and **P+41A** to **P+41C** { (Square Root Spiral) --> 2. Differential = 18 }

	Spiral Graph	Number Sequence of Spiral Graph							Quadratic Polynomial 1 (calculated with the first 3 numbers of the given sequence)				Quadratic Polynomial 2 (calculated with 3 numbers starting with the 2. Number of the sequence)				Quadratic Polynomial 3 (calculated with 3 numbers starting with the 3. Number of the sequence)				Quadratic Polynomial 4 (calculated with 3 numbers starting with the 4. Number of the sequence)			
Number Spiral	P+41	41	43	47	53	61	71	$f_1(x) = 1x^2 - 1x + 41$	$f_2(x) = 1x^2 + 1x + 41$	$f_3(x) = 1x^2 + 3x + 43$	$f_4(x) = 1x^2 + 5x + 47$												
Square Root Spiral	P+41A	41	53	83	131	197	281	$f_1(x) = 9x^2 - 15x + 47$	$f_2(x) = 9x^2 + 3x + 41$	$f_3(x) = 9x^2 + 21x + 53$	$f_4(x) = 9x^2 + 39x + 83$												
	P+41B	43	61	97	151	223	313	$f_1(x) = 9x^2 - 9x + 43$	$f_2(x) = 9x^2 + 9x + 43$	$f_3(x) = 9x^2 + 27x + 61$	$f_4(x) = 9x^2 + 45x + 97$												
	P+41C	41	47	71	113	173	251	$f_1(x) = 9x^2 - 21x + 53$	$f_2(x) = 9x^2 - 3x + 41$	$f_3(x) = 9x^2 + 15x + 47$	$f_4(x) = 9x^2 + 33x + 71$												

10 Comparison of the Ulam Spiral, Number Spiral and Square Root Spiral

Especially interesting should be a direct **comparison of the Ulam-Spiral the Number Spiral and the Square Root Spiral** in regards to the distribution of certain number-groups e.g. Square-Numbers, Pronics, Prime-Numbers etc.

For that purpose I have produced another diagram of the Square Root Spiral which shows some "reference graphs" which will make this comparison easier.

→ see FIG. 8 - "Comparison between Square Root Spiral & Number Spiral"

Besides FIG. 8 (on page 33), the following two images from Mr. Sach's analysis (→ chapter 9) should be used for the above mentioned comparison :

Image **NS-8 : Number Spiral** - (Pronics Curves) - page 29

Image **NS-18 : Ulam Spiral** - (Comparison with Number Spiral) - page 32

→ These 3 images : **FIG 8** , **NS-8** and **NS-18** of the Square Root Spiral , Number Spiral and Ulam Spiral , show the arrangement of the same number sequences or "Reference Graphs"

The main reference graphs are the ones which contain the square numbers. These are either named **S** on the Ulam- and Number-Spiral (FIG. NS-18 / NS-8), or **SA, SB, SC** on the Square Root Spiral (drawn in green color in FIG 8). (Note : the original naming of graphs SA, SB, SC on the Square Root Spiral is actually Q1, Q2, Q3 → see FIG.1)

The difference in the distribution of the square numbers is as follows :

Number Spiral	:	Square Numbers are located on 1 straight graph
Ulam Spiral	:	Square Numbers are located on 2 straight graphs
Square Root Spiral	:	Square Numbers are located on 3 spiral graphs

The difference is caused through the fact, that on the Number Spiral every wind only contains one square number, whereas the winds of the Ulam Spiral and Square Root Spiral contain either 2 or 3 successive Square Numbers of the Square Number Sequence per wind.

Or put in other words, the Number Spiral has the tightest spiral winding, followed by the Ulam Spiral, which has a wider winding and then followed by the Square Root Spiral which has the widest winding of all three spirals.

There are of course further spiral variants possible with 4, 5, 6 and more successive square numbers per wind of the spiral, which then would have 4, 5, 6 or more (spiral) graphs on which the square numbers would be located on.

It would definitely be interesting to analyse all these spiral variants in regards to the distribution of certain number groups like pronics or prime numbers etc. !!

Beside the graphs SA, SB, SC which contain the square numbers in FIG 8 I also drew the graphs **S+1A, S+1B, S+1C** into FIG 8 (→ drawn in pink).

These graphs are the next parallel graphs to the graphs SA, SB and SC in the negative rotation direction, and the numbers contained in these graphs are the square numbers +1. The same numbers are also contained in the two graphs marked with **S+1** in the Ulam Spiral (see image NS-18) and in the graph **S+1** on the Number Spiral. Note: this graph is not marked in image NS-8, however it lies on the opposite side of graph S-1 in reference to graph S.

The main graphs of the second group of reference graphs are named with the letter **P** on the Ulam Spiral and Number Spiral (see FIG. NS-18 and / NS-8) and with the letters **PA, PB, PC** on the Square Root Spiral (graphs drawn in dark blue in FIG 8). → Note : letter **P** stays for "pronics"

The distribution of "Pronics-Numbers" (of the same type !) is similar to the distribution of the Square Numbers. It is as follows :

Number Spiral	:	Pronics Numbers are located on 1 spiral graph
Ulam Spiral	:	Pronics Numbers are located on 2 straight graphs
Square Root Spiral	:	Pronics Numbers are located on 3 spiral graphs

The difference in the number of graphs, on which pronics-numbers of the same type are located, has the same cause as already described for the square numbers, which is the difference in the tightness of the winding of the Ulam-, Number- and Square Root-Spiral.

Beside the "main" pronics-graphs PA, PB, PC (see FIG 8) I drew the next parallel graphs to these graphs into FIG 8. These Graphs are named P+1A, P+1B, P+1C and P-1A, P-1B, P-1C and P-2A, P-2B, P-2C.

And their counterparts on the Ulam Spiral and on the Number Spiral are named P+1 as well as P-1 and P-2. → See FIG. NS-18 and / NS-8

Note : From these graphs only graph P-2 is marked on the Number Spiral (→ see NS-8). Because only the "pronics-graphs" P, P-2, P-6, P-12, P-20 etc. as well as the "S-graphs" S, S-1, S-4, S-9, S-16 etc. really contain "pronics-numbers".

Other P-graphs like P-4, P-8, P-14, P-16 etc., which also lie in an even-number distance to graph P, also contain numbers which are composed by factors for which a certain rule applies. However these numbers are no real pronics !

Note: All P-graphs on the Number Spiral with an even-number-distance to graph P contain no Prime Numbers ! (→ see image NS-8)

It is different with the P-graphs which have an odd-number distance to graph P, like the graphs P-1, P-3, P-5 etc. or P+1, P+3, P+5 etc. (not marked in NS-8)

These graphs contain an above-average share of prime numbers !

For example graph P+1 and P-1 (see image NS-4 in chapter 9) or graph P+41 (see image NS-17). These graphs contain high shares in Prime Numbers !

Graph **P+41** is already well known in mathematics as the “**Euler-Polynomial**” . This graph which contains the number sequence 41, 43, 47, 53, 61, 71,...etc. and which contains a particular high share in Prime Numbers, is defined by the following quadratic polynomial : $f(x) = x^2 + x + 41$ (see image NS 17)

On the Square Root Spiral the Euler Polynom divides into three spiral-graphs which I named **P+41A**, **P+41B** and **P+41C** (see FIG 8). The number sequences of these graphs are shown in **Table 7-B**. (→ page 35)

But let's first have a look to **Table 7-A** (page 34). This table shows the number sequences of the “reference-graphs” which I used to draw a comparison between the Ulam-Spiral, the Number-Spiral and the Square Root Spiral.

The lefthand side of Table 7-A shows the number sequences of the two main reference graphs S and P as they appear in image NS-8 of the Number Spiral.

Beside the number sequences S and P, the next three columns show the number sequences of the spiral graphs SA, SB, SC and PA, PB, PC which are the corresponding “S- and P-graphs” on the Square Root Spiral. (→ see FIG 8)

All above mentioned graphs are defined by “pronics-numbers”. The factors of these pronics are shown in the yellow columns. In the number sequence of graph S the factors of the numbers increase by 0 and In the number sequence P the factors of the numbers increase by 1. It is the same with the factors in the numbers of the sequences SA, SB, SC and PA, PB, PC, however the factors of successive numbers in these sequences increase by 3.

By connecting the “pronics” on the spiral graphs PA, PB, PC with a continuous line, in the same order as they appear in the pronics-graph P (with an increase of 1 between the factors of successive numbers), a rotating triangular line pattern evolves (→ see red line pattern in FIG 8).

The angle between two successive lines of this triangular line pattern strives for

$\pi - 2$ for PA, PB, PC → ∞

Besides, a similar triangular line pattern would evolve if the square numbers in the graphs SA, SB, SC would be connected in the correct order by lines. And the angle in this triangular line pattern would strive for the same constant !

The factors of the pronics which I marked in red or blue in Table 7-A (see yellow columns), belong to two special number sequences which contain all existing prime numbers. I called these two special number sequences **SQ1** and **SQ2**. I had a closer look to these two important number sequences in another study which I intend to file with the arXiv – Archiv and which has the titel :

→ “ The logic of the prime number distribution ”

Number Sequence **SQ1** : 5, 11, 17, 23, 29, (→ numbers marked in blue)

Number Sequence **SQ2** : 1, 7, 13, 19, 25, 31, (→ numbers marked in red)

Interesting are also the “sums of the digits” which occur in the number sequences of the reference graphs ! If we order the occurring sums of the digits according to their value, then the same sums of the digits sequences appear as already described for the prime number spiral graphs in Table 2.

Noticeable is here the “ordered” sums of the digits sequence which arises from the number sequence belonging to reference graph P (→ image NS-8).

The ordered sums of the digits sequence of graph P which is 2, 3, 6, 9, 11, 12, ... shows the same periodicity (.....3, 3, 2, 1,...), of the differences between the numbers in this sequences, as the sums of the digits sequences of the prime-number-sequences with the 2.Differential = 20 shown in Table 2.

And the ordered sums of the digits sequences which arise from the number sequences belonging to reference graphs SA, SB, SC and PA, PB, PC have either a periodicity of 3 or 9.

Worth mentioning is also the periodic occurrence of groups of four numbers which are not divisible by 2, 3 or 5 in the number sequences SA and SB (marked in red).

On the righthand side of Table 7-A the number sequences S+1 and P-1 are shown. S+1 and P-1 are the two parallel graphs next to the reference graphs S and P in image NS-8 of the Number Spiral. These graphs are not marked in image NS-8 !

The next three columns on the right show the number sequences of the spiral graphs S+1A, S+1B, S+1C and P-1A, P-1B, P-1C which are the corresponding graphs on the Square Root Spiral. (→ see FIG 8).

Noticable is here that the number sequences P-1A, P-1B, P-1C are identical to the number sequences A3, B4, C5 shown in Table 6-A1, which are derived from the Prime Number Spiral Graphs A3, B4, C5 shown in FIG. 6-A !!

Worth mentioning are again the “ordered sums of the digits sequences”, which arise from the number sequences S+1 and P-1 (Number Spiral), as well as from the number sequences S+1A, S+1B, S+1C and P-1A, P-1B, P-1C (Square Root Spiral).

The ordered sums of the digits sequences of graphs S+1 and P-1 are : 1, 5, 8, 10, 11, 14, 17, 19, 20, and 2, 5, 8, 10, 11, 14, 17, 19,....., which show the same periodicity (.....3, 3, 2, 1,...), of the differences between the numbers in this sequences, as reference graph P and the sums of the digits sequences of the prime-number-sequences with the 2. Differential = 20 shown in Table 2.

It would definitely be interesting to find the real reason for the often occurrence of this periodicity (...3, 3, 2, 1,...) which not only occurs in the Square Root Spiral but also in the Number Spiral !!

And the ordered sums of the digits sequences which arise from the number sequences belonging to the graphs S+1A, S+1B, S+1C and P-1A, P-1B, P-1C have either a periodicity of 3 or 9.

Noticable is here the periodic occurrence of groups of three numbers which are not divisible by 2, 3 or 5 in the number sequences S+1A, S+1B, S+1C as well as the periodic occurrence of groups of four such numbers in the number sequences P-1A, P-1B, P-1C.

I want to come back now to **Table 7-B** (→ page 35), which shows the number sequence of Graph **P+41** (see image NS 17 on page 32 – “The Number Spiral”), which is known as the “ **Euler-Polynomial**” : $f(x) = x^2 + x + 41$

As mentioned before, in the Square Root Spiral the graph **P+41** divides into three spiral-graphs which I named **P+41A**, **P+41B** and **P+41C** (see FIG 8). The number sequences of these graphs are shown in Table 7-B.

By the way, the spiral graphs and number sequences **P+41A**, **P+41B** and **P+41C** are identical to the prime number spiral graphs and corresponding number sequences **A17**, **B18** and **C 19** !! Unfortunately I haven't carried out my analysis so far in FIG 6-A and Table 6-A1, otherwise these spiral graphs and number sequences would also have appeared here !!

The columns “prime factors” on the left of the number sequences P+41A, P+41B and P+41C show the prime factors of the first non-prime numbers in these sequences. In all three number sequences the smallest prime factor is 41. Worth mentioning is also the fact, that the smallest number in the number sequences P+41A and P+41C is 41, whereas the smallest number in the number sequence P+41B is 43.

Noticable is also the periodic occurrence of the prime factors in the non-prime numbers. For example prime factor 41 occurs in the period 14/27 in number sequence P+41A and P+41B and in the period 27/14 in number sequence P+41C.

And prime factor 43 occurs in the period 1/42 in number sequence P+41A and P+41C.

Important : As already described in Table 4 and 5A & 5B, the prime factors of the non-prime numbers of all quadratic polynomials, which lie on the Square Root Spiral, occur in clear defined periods !! In **Table 7-C** (on the bottom of page 35) the quadratic polynomials of the number sequences P+41 (Number Spiral) and P+41A, P+41B, P+41C (Square Root Spiral) are shown.

Note: Different quadratic polynomials can be calculated for the above mentioned number-sequences. The resulting quadratic polynomial depends on the selection of the three numbers out of these number-sequences, which are used for the calculation of the quadratic polynomials.

I have calculated the first four quadratic polynomials for each number sequence (see Table 7-C).

Worth mentioning is here the following interdependence :

Referring to the general quadratic polynomial : $f(x) = ax^2 + bx + c$

the following pattern evolves in **Table 7-C** for the coefficients **a**, **b** and **c** :

- a** → is always equivalent to the **2.Differential** of the Spiral-Graph **divided by two** (which is $18/2 = 9$ for the quadratic polynomials P+41A, P+41B and P+41C)
- b** → this coefficient **increases by the value of the 2.Differential** from column to column shown in Table 7-C
- c** → this coefficient is always **equal to the number which comes before the three numbers, which were chosen to calculate the quadratic polynomial** in the number sequence belonging to this quadratic polynomial.
(Note : this rule doesn't apply to the first quadratic polynomial which was calculated with the first three numbers of the number-sequence, because of course there is no number before the first three numbers !)

By the way, the same pattern exists in the Tables 6-A2 to 6-C2, which show the first four calculated quadratic polynomials of the Prime Number Spiral Graphs shown in FIG 6-A to 6-C !!

11 References

The ordered distribution of natural numbers on the square root spiral

Authors : Harry K. Hahn, Kay Schoenberger

<http://front.math.ucdavis.edu/0712.2184> - front side / description
[aps.arxiv.org/pdf/0712.2184](http://arxiv.org/pdf/0712.2184) - download window

Constant of Theodorus (pdf-document)

Author : Steven Finch

April 9, 2005

weblink : <http://algo.inria.fr/csolve/th.pdf>

www.numberspiral.com

Author : Robert Sachs

analysis of the (spatial) position of the natural
numbers on a special Number Spiral.

The spiral of Theodorus

Author : W. Gautschi

special functions, and numerical analysis,
in Davis, op ci., pp. 67-87

MR1224447 (94e:00001)

<http://kociemba.org/themen/spirale/spirale.htm>

mathematical analysis of the Square Root Spiral
(in german language)

The Spiral of Theodorus

The American Mathematical Monthly : 111 (2004) 230-237

Author : D. Gronau

MR2042127 (2005c:51022)

Spirals: From Theodorus to Chaos

Author : P. J. Davis

A.K. Peters , Wellesley, 1993, pp. 7-11, 37-43, 220

MR1224447 (94e:00001)

Gleichverteilung und Quadratwurzelschnecke

(uniform distribution and Square Root Spiral)

Author : E. Hlawka

Monatsh. Math. 89 (1980) 19-44; Engl. transl. In Davis, op cit., pp. 157-167;

MR05666292 (81h:10069)

The functional equation of the square root spiral

Author : Daniel S. Moak & Blake Boursaw (joint paper)

Functional Equations and Inequalities, 111-117, chapter in a book edited by
Theistocles Rassias (Athens, Greece), 2000

Kluwer Academic Publishers, the Netherlands

MR1792078 (2001k:39033)

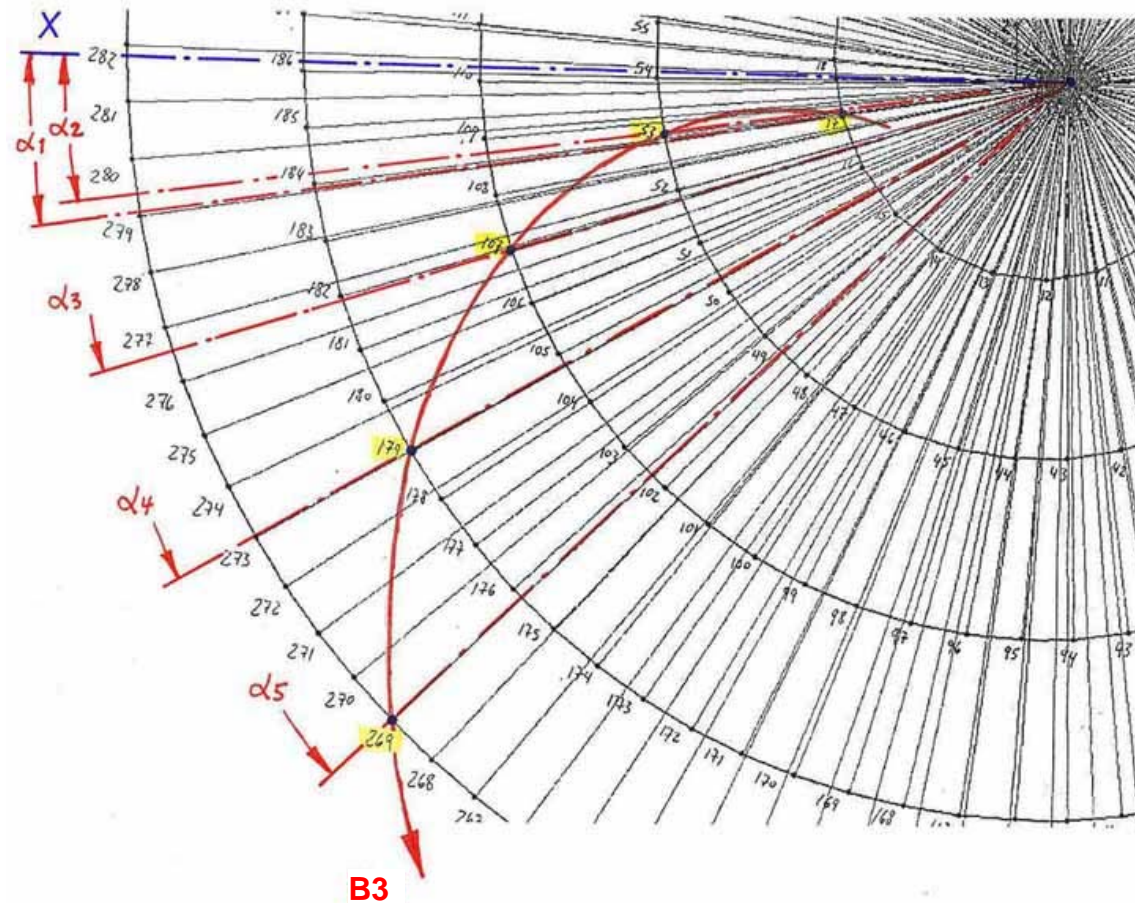
Generalization of functional equation for the square root spiral

Author : Zhihua Wang; Xiaofeng Chen; Bing Xu

Applied mathematics and computation. 182, no. 2, (2007): 1355
New York, Elsevier (etc.)

Appendix :

This image shows exemplary some polar coordinates of the "Prime Number Spiral Graph" B3 → see FIG. 6-A



Prime Number
Spiral Graph B3 :

Root	α	Angle to the X-Axis
$\sqrt{17}$	1	8,84957988°
$\sqrt{53}$	2	8,08226071°
$\sqrt{107}$	3	17,36077355°
$\sqrt{179}$	4	29,78532935°
$\sqrt{269}$	5	43,60654265°

Harry K. Hahn / 1.5.2006

Table 6-B1 : “Prime Number Sequences” derived from the graphs shown in the “Prime Number Spiral Systems” N20-D to N20-I and P20-D to P20-I → see FIG. 6-B

N20 - D1			N20 - D2			N20 - D3			P20 - D1			P20 - D2			P20 - D3			N20 - E1			N20 - E2			N20 - E3			P20 - E1			P20 - E2			P20 - E3														
SD	D1	D1'	D1''	SD	D2	D2'	D2''	SD	D3	D3'	D3''	SD	D1	D1'	D1''	SD	D2	D2'	D2''	SD	D3	D3'	D3''	SD	E1	E1'	E1''	SD	E2	E2'	E2''	SD	E3	E3'	E3''	SD	E1	E1'	E1''	SD	E2	E2'	E2''	SD	E3	E3'	E3''
7				5				1				11				13				17				7				5				1				11				13				17			
9	27	20		7	25	20		3	21	20		5	31	20		7	37	20		9	47	20		13	31	24		11	29	24		9	25	24		13	35	24		15	39	24		17	43	24	
13	67	40	20	13	65	40	20	7	61	40	20	11	71	40	20	13	77	40	20	17	87	40	20	21	75	44	20	19	73	44	20	15	69	44	20	19	73	44	20	23	79	44	20	25	83	44	20
15	127	60	20	15	125	60	20	9	121	60	20	13	131	60	20	15	137	60	20	19	147	60	20	23	139	64	20	21	137	64	20	17	133	64	20	21	133	64	20	25	139	64	20	27	143	64	20
17	207	80	20	17	205	80	20	11	201	80	20	15	211	80	20	17	217	80	20	21	227	80	20	25	217	84	20	23	217	84	20	19	213	84	20	23	213	84	20	27	219	84	20	29	223	84	20
19	307	100	20	19	305	100	20	13	301	100	20	17	311	100	20	19	317	100	20	23	327	100	20	27	317	104	20	25	317	104	20	21	313	104	20	25	313	104	20	29	319	104	20	31	323	104	20
21	427	120	20	21	425	120	20	15	421	120	20	19	431	120	20	21	437	120	20	27	447	120	20	31	437	124	20	29	437	124	20	23	433	124	20	27	433	124	20	31	439	124	20	33	443	124	20
23	567	140	20	23	565	140	20	17	561	140	20	21	571	140	20	23	577	140	20	29	587	140	20	33	577	144	20	31	577	144	20	25	573	144	20	29	573	144	20	33	579	144	20	35	583	144	20
25	727	160	20	25	725	160	20	19	721	160	20	23	731	160	20	25	737	160	20	31	747	160	20	35	737	164	20	33	737	164	20	27	733	164	20	31	733	164	20	35	739	164	20	37	743	164	20
27	907	180	20	27	905	180	20	21	901	180	20	25	911	180	20	27	917	180	20	33	927	180	20	37	917	184	20	35	917	184	20	29	913	184	20	33	913	184	20	37	919	184	20	39	923	184	20
29	1107	200	20	29	1105	200	20	23	1101	200	20	27	1111	200	20	29	1117	200	20	35	1127	200	20	39	1117	204	20	37	1117	204	20	29	1113	204	20	33	1113	204	20	37	1119	204	20	39	1123	204	20
31	1327	220	20	31	1325	220	20	25	1321	220	20	29	1331	220	20	31	1337	220	20	37	1347	220	20	41	1337	224	20	39	1337	224	20	31	1333	224	20	35	1333	224	20	39	1339	224	20	41	1343	224	20
33	1567	240	20	33	1565	240	20	27	1561	240	20	31	1571	240	20	33	1577	240	20	39	1587	240	20	43	1577	244	20	41	1577	244	20	33	1573	244	20	37	1573	244	20	41	1579	244	20	43	1583	244	20
35	1827	260	20	35	1825	260	20	29	1821	260	20	33	1831	260	20	35	1837	260	20	41	1847	260	20	45	1837	264	20	43	1837	264	20	35	1833	264	20	39	1833	264	20	43	1839	264	20	45	1843	264	20
37	2107	280	20	37	2105	280	20	31	2101	280	20	35	2111	280	20	37	2117	280	20	43	2127	280	20	47	2117	284	20	45	2117	284	20	37	2113	284	20	41	2113	284	20	45	2119	284	20	47	2123	284	20
39	2407	300	20	39	2405	300	20	33	2401	300	20	37	2411	300	20	39	2417	300	20	45	2427	300	20	49	2417	304	20	47	2417	304	20	39	2413	304	20	43	2413	304	20	47	2419	304	20	49	2423	304	20
41	2727	320	20	41	2725	320	20	35	2721	320	20	39	2731	320	20	41	2737	320	20	47	2747	320	20	51	2737	324	20	49	2737	324	20	41	2733	324	20	45	2733	324	20	49	2739	324	20	51	2743	324	20
43	3067	340	20	43	3065	340	20	37	3061	340	20	41	3071	340	20	43	3077	340	20	49	3087	340	20	53	3077	344	20	51	3077	344	20	43	3073	344	20	47	3073	344	20	51	3079	344	20	53	3083	344	20
45	3427	360	20	45	3425	360	20	39	3421	360	20	43	3431	360	20	45	3437	360	20	51	3447	360	20	55	3437	364	20	53	3437	364	20	45	3433	364	20	49	3433	364	20	53	3439	364	20	55	3443	364	20
47	3807	380	20	47	3805	380	20	41	3801	380	20	45	3811	380	20	47	3817	380	20	53	3827	380	20	57	3817	384	20	55	3817	384	20	47	3813	384	20	51	3813	384	20	55	3819	384	20	57	3823	384	20
49	4207	400	20	49	4205	400	20	43	4201	400	20	47	4211	400	20	49	4217	400	20	55	4227	400	20	59	4217	404	20	57	4217	404	20	49	4213	404	20	53	4213	404	20	57	4219	404	20	59	4223	404	20
51	4627	420	20	51	4625	420	20	45	4621	420	20	49	4631	420	20	51	4637	420	20	57	4647	420	20	61	4637	424	20	59	4637	424	20	51	4633	424	20	55	4633	424	20	59	4639	424	20	61	4643	424	20
53	5067	440	20	53	5065	440	20	47	5061	440	20	51	5071	440	20	53	5077	440	20	59	5087	440	20	63	5077	444	20	61	5077	444	20	53	5073	444	20	57	5073	444	20	61	5079	444	20	63	5083	444	20
55	5527	460	20	55	5525	460	20	49	5521	460	20	53	5531	460	20	55	5537	460	20	61	5547	460	20	65	5537	464	20	63	5537	464	20	55	5533	464	20	59	5533	464	20	63	5539	464	20	65	5543	464	20
57	6007	480	20	57	6005	480	20	51	6001	480	20	55	6011	480	20	57	6017	480	20	63	6027	480	20	67	6017	484	20	65	6017	484	20	57	6013	484	20	61	6013	484	20	65	6019	484	20	67	6023	484	20
59	6507	500	20	59	6505	500	20	53	6501	500	20	57	6511	500	20	59	6517	500	20	65	6527	500	20	69	6																						

Table 6-C1 : "Prime Number Sequences" derived from the graphs shown in the "Prime Number Spiral Systems" N22-J to N22-K → see FIG. 6-C

N22 - J1				N22 - J2				N22 - J3				N22 - K1				N22 - K2				N22 - K3				N22 - L1				N22 - L2				N22 - L3				N22 - M1				N22 - M2				N22 - M3			
SD	J1	J1*	J1*	SD	J2	J2*	J2*	SD	J3	J3*	J3*	SD	K1	K1*	K1*	SD	K2	K2*	K2*	SD	K3	K3*	K3*	SD	L1	L1*	L1*	SD	L2	L2*	L2*	SD	L3	L3*	L3*	SD	M1	M1*	M1*	SD	M2	M2*	M2*	SD	M3	M3*	M3*
4	31			13	29			7	25			7	25			10	23			10	19			7	25			5	23			8	19			5	23			3	21			4	13		
10	69	38		13	67	38		9	63	38		14	61	36		14	59	36		10	55	36		7	59	34		12	57	34		8	53	34		10	55	32		13	49	32		13	49	32	
12	129	60	22	10	127	60	22	7	125	60	22	11	119	58	22	17	117	58	22	13	113	58	22	7	113	56	22	15	113	54	22	11	109	56	22	10	109	54	22	11	107	54	22	4	103	54	22
14	211	82	22	7	209	82	22	4	205	82	22	10	199	80	22	17	197	80	22	13	193	80	22	7	193	78	22	11	191	78	22	10	187	78	22	9	185	76	22	11	183	76	22	4	179	76	22
16	315	104	22	4	313	104	22	2	309	104	22	12	303	102	22	20	299	102	22	16	295	102	22	10	293	100	22	12	291	100	22	17	287	100	22	13	283	98	22	11	281	98	22	16	277	98	22
18	441	126	22	16	439	126	22	12	435	126	22	14	425	124	22	20	423	124	22	14	419	124	22	10	415	122	22	12	413	122	22	17	409	122	22	13	405	122	22	5	401	120	22	19	397	120	22
20	589	148	22	20	587	148	22	16	583	148	22	18	571	146	22	26	569	146	22	16	565	146	22	10	559	144	22	17	557	144	22	24	553	144	22	14	549	142	22	12	545	142	22	17	539	142	22
22	759	170	22	19	757	170	22	15	753	170	22	17	739	168	22	23	737	168	22	17	733	168	22	13	725	166	22	20	723	166	22	27	719	166	22	17	709	164	22	14	707	164	22	25	889	186	22
24	951	192	22	22	949	192	22	18	945	192	22	20	929	190	22	28	927	190	22	20	923	190	22	16	915	188	22	23	911	188	22	30	907	188	22	16	901	186	22	13	899	186	22	25	889	186	22
26	1165	214	22	21	1163	214	22	17	1159	214	22	19	1141	212	22	27	1139	212	22	19	1135	212	22	17	1123	210	22	24	1121	210	22	31	1117	210	22	18	1107	208	22	9	1097	208	22	22	1097	208	22
28	1401	236	22	23	1399	236	22	19	1395	236	22	21	1375	234	22	29	1373	234	22	21	1369	234	22	19	1355	232	22	26	1353	232	22	33	1349	232	22	19	1333	230	22	10	1331	230	22	13	1327	230	22
30	1659	258	22	25	1657	258	22	21	1653	258	22	23	1631	256	22	31	1629	256	22	23	1625	256	22	19	1609	254	22	26	1607	254	22	33	1603	254	22	20	1585	252	22	11	1583	252	22	17	1579	252	22
32	1939	280	22	28	1937	280	22	24	1933	280	22	26	1909	278	22	34	1907	278	22	26	1903	278	22	24	1885	276	22	31	1883	276	22	38	1879	276	22	21	1859	274	22	12	1857	274	22	19	1853	274	22
34	2241	302	22	30	2239	302	22	26	2235	302	22	28	2209	300	22	36	2207	300	22	28	2203	300	22	26	2183	298	22	33	2181	298	22	40	2177	298	22	22	2155	296	22	13	2153	296	22	16	2149	296	22
36	2565	324	22	32	2563	324	22	28	2559	324	22	30	2531	322	22	38	2529	322	22	30	2525	322	22	28	2503	320	22	35	2501	320	22	42	2497	320	22	23	2473	318	22	14	2471	318	22	17	2467	318	22
38	2911	346	22	36	2909	346	22	32	2905	346	22	34	2875	344	22	42	2873	344	22	34	2869	344	22	32	2845	342	22	39	2843	342	22	46	2839	342	22	24	2813	340	22	15	2811	340	22	19	2807	340	22
40	3279	368	22	42	3277	368	22	38	3273	368	22	40	3241	366	22	48	3239	366	22	40	3235	366	22	38	3209	364	22	45	3207	364	22	52	3203	364	22	26	3175	362	22	17	3173	362	22	13	3169	362	22
42	3669	390	22	48	3667	390	22	44	3663	390	22	46	3629	388	22	54	3627	388	22	46	3623	388	22	44	3595	386	22	51	3593	386	22	58	3589	386	22	25	3559	384	22	16	3557	384	22	12	3553	384	22
44	4081	412	22	50	4079	412	22	46	4075	412	22	48	4039	410	22	56	4037	410	22	48	4033	410	22	46	4003	408	22	53	4001	408	22	60	3997	408	22	21	3965	406	22	8	3963	406	22	4	3959	406	22
46	4513	434	22	56	4511	434	22	52	4507	434	22	54	4463	432	22	62	4461	432	22	54	4457	432	22	52	4433	430	22	59	4431	430	22	66	4429	430	22	22	4393	428	22	13	4391	428	22	9	4387	428	22
48	4971	456	22	62	4969	456	22	58	4965	456	22	60	4925	454	22	68	4923	454	22	60	4919	454	22	58	4885	452	22	65	4883	452	22	72	4879	452	22	28	4843	450	22	19	4841	450	22	15	4837	450	22
50	5449	478	22	70	5447	478	22	66	5443	478	22	68	5401	476	22	76	5399	476	22	68	5395	476	22	66	5359	474	22	73	5357	474	22	80	5353	474	22	30	5315	472	22	21	5313	472	22	17	5309	472	22
52	5949	500	22	76	5947	500	22	72	5943	500	22	74	5893	498	22	82	5891	498	22	74	5885	498	22	72	5855	496	22	79	5853	496	22	86	5849	496	22	36	5809	494	22	27	5807	494	22	13	5803	494	22
54	6471	522	22	82	6469	522	22	78	6465	522	22	80	6419	520	22	88	6417	520	22	80	6413	520	22	78	6373	518	22	85	6371	518	22	92	6367	518	22	48	6325	516	22	39	6323	516	22	25	6319	516	22
56	7015	544	22	88	7013	544	22	84	7009	544	22	86	6959	542	22	94	6957	542	22	86	6955	542	22	84	6913	540	22	91	6911	540	22	98	6907	540	22	50	6863	538	22	41	6861	538	22	28	6857	538	22
58	7581	566	22	94	7579	566	22	90	7575	566	22	92	7525	564	22	100	7523	564	22	92	7519	564	22	90	7475	562	22	97	7473	562	22	104	7469	562	22	56	7423	560	22	47	7421	560	22	34	7417	560	22
60	8169	588	22																																												

Table 6-B2 : Quadratic Polynomials of the Spiral-Graphs belonging to the "Prime-Number-Spiral-Systems" P20-D to P20-I and N20-D to N20-I (with the 2. Differential = 20)

Spiral Graph System	Spiral Graph	Number Sequence of Spiral Graph	Quadratic Polynomial 1 (calculated with the first 3 numbers of the given sequence)	Quadratic Polynomial 2 (calculated with 3 numbers starting with the 2. Number of the sequence)	Quadratic Polynomial 3 (calculated with 3 numbers starting with the 3. Number of the sequence)	Quadratic Polynomial 4 (calculated with 3 numbers starting with the 4. Number of the sequence)
N20-D	D3	1 , 21 , 61 , 121 , 201 , 301 ,	$f_1(x) = 10x^2 - 10x + 1$	$f_2(x) = 10x^2 + 10x + 1$	$f_3(x) = 10x^2 + 30x + 21$	$f_4(x) = 10x^2 + 50x + 61$
	D2	5 , 25 , 65 , 125 , 205 , 305 ,	$f_1(x) = 10x^2 - 10x + 5$	$f_2(x) = 10x^2 + 10x + 5$	$f_3(x) = 10x^2 + 30x + 25$	$f_4(x) = 10x^2 + 50x + 65$
	D1	7 , 27 , 67 , 127 , 207 , 307 ,	$f_1(x) = 10x^2 - 10x + 7$	$f_2(x) = 10x^2 + 10x + 7$	$f_3(x) = 10x^2 + 30x + 27$	$f_4(x) = 10x^2 + 50x + 67$
P20-D	D1	11 , 31 , 71 , 131 , 211 , 311 ,	$f_1(x) = 10x^2 - 10x + 11$	$f_2(x) = 10x^2 + 10x + 11$	$f_3(x) = 10x^2 + 30x + 31$	$f_4(x) = 10x^2 + 50x + 71$
	D2	13 , 33 , 73 , 133 , 213 , 313 ,	$f_1(x) = 10x^2 - 10x + 13$	$f_2(x) = 10x^2 + 10x + 13$	$f_3(x) = 10x^2 + 30x + 33$	$f_4(x) = 10x^2 + 50x + 73$
	D3	17 , 37 , 77 , 137 , 217 , 317 ,	$f_1(x) = 10x^2 - 10x + 17$	$f_2(x) = 10x^2 + 10x + 17$	$f_3(x) = 10x^2 + 30x + 37$	$f_4(x) = 10x^2 + 50x + 77$
N20-E	E3	1 , 25 , 69 , 133 , 217 , 321 ,	$f_1(x) = 10x^2 - 6x - 3$	$f_2(x) = 10x^2 + 14x + 1$	$f_3(x) = 10x^2 + 34x + 25$	$f_4(x) = 10x^2 + 54x + 69$
	E2	1 , 5 , 29 , 73 , 137 , 221 ,	$f_1(x) = 10x^2 - 26x + 17$	$f_2(x) = 10x^2 - 6x + 1$	$f_3(x) = 10x^2 + 14x + 5$	$f_4(x) = 10x^2 + 34x + 29$
	E1	3 , 7 , 31 , 75 , 139 , 223 ,	$f_1(x) = 10x^2 - 26x + 19$	$f_2(x) = 10x^2 - 6x + 3$	$f_3(x) = 10x^2 + 14x + 7$	$f_4(x) = 10x^2 + 34x + 31$
P20-E	E1	7 , 11 , 35 , 79 , 143 , 227 ,	$f_1(x) = 10x^2 - 26x + 23$	$f_2(x) = 10x^2 - 6x + 7$	$f_3(x) = 10x^2 + 14x + 11$	$f_4(x) = 10x^2 + 34x + 35$
	E2	9 , 13 , 37 , 81 , 145 , 229 ,	$f_1(x) = 10x^2 - 26x + 25$	$f_2(x) = 10x^2 - 6x + 9$	$f_3(x) = 10x^2 + 14x + 13$	$f_4(x) = 10x^2 + 34x + 37$
	E3	13 , 17 , 41 , 85 , 149 , 233 ,	$f_1(x) = 10x^2 - 26x + 29$	$f_2(x) = 10x^2 - 6x + 13$	$f_3(x) = 10x^2 + 14x + 17$	$f_4(x) = 10x^2 + 34x + 41$
N20-F	F3	1 , 27 , 73 , 139 , 225 , 331 ,	$f_1(x) = 10x^2 - 4x - 5$	$f_2(x) = 10x^2 + 16x + 1$	$f_3(x) = 10x^2 + 36x + 27$	$f_4(x) = 10x^2 + 56x + 73$
	F2	5 , 31 , 77 , 143 , 229 , 335 ,	$f_1(x) = 10x^2 - 4x - 1$	$f_2(x) = 10x^2 + 16x + 5$	$f_3(x) = 10x^2 + 36x + 31$	$f_4(x) = 10x^2 + 56x + 77$
	F1	7 , 33 , 79 , 145 , 231 , 337 ,	$f_1(x) = 10x^2 - 4x + 1$	$f_2(x) = 10x^2 + 16x + 7$	$f_3(x) = 10x^2 + 36x + 33$	$f_4(x) = 10x^2 + 56x + 79$
P20-F	F1	11 , 37 , 83 , 149 , 235 , 341 ,	$f_1(x) = 10x^2 - 4x + 5$	$f_2(x) = 10x^2 + 16x + 11$	$f_3(x) = 10x^2 + 36x + 37$	$f_4(x) = 10x^2 + 56x + 83$
	F2	13 , 39 , 85 , 151 , 237 , 343 ,	$f_1(x) = 10x^2 - 4x + 7$	$f_2(x) = 10x^2 + 16x + 13$	$f_3(x) = 10x^2 + 36x + 39$	$f_4(x) = 10x^2 + 56x + 85$
	F3	17 , 43 , 89 , 155 , 241 , 347 ,	$f_1(x) = 10x^2 - 4x + 11$	$f_2(x) = 10x^2 + 16x + 17$	$f_3(x) = 10x^2 + 36x + 43$	$f_4(x) = 10x^2 + 56x + 89$
N20-G	G3	3 , 13 , 43 , 93 , 163 , 253 ,	$f_1(x) = 10x^2 - 20x + 13$	$f_2(x) = 10x^2 + 0x + 3$	$f_3(x) = 10x^2 + 20x + 13$	$f_4(x) = 10x^2 + 40x + 43$
	G2	7 , 17 , 47 , 97 , 167 , 257 ,	$f_1(x) = 10x^2 - 20x + 17$	$f_2(x) = 10x^2 + 0x + 7$	$f_3(x) = 10x^2 + 20x + 17$	$f_4(x) = 10x^2 + 40x + 47$
	G1	9 , 19 , 49 , 99 , 169 , 259 ,	$f_1(x) = 10x^2 - 20x + 19$	$f_2(x) = 10x^2 + 0x + 9$	$f_3(x) = 10x^2 + 20x + 19$	$f_4(x) = 10x^2 + 40x + 49$
P20-G	G1	13 , 23 , 53 , 103 , 173 , 263 ,	$f_1(x) = 10x^2 - 20x + 23$	$f_2(x) = 10x^2 + 0x + 13$	$f_3(x) = 10x^2 + 20x + 23$	$f_4(x) = 10x^2 + 40x + 53$
	G2	15 , 25 , 55 , 105 , 175 , 265 ,	$f_1(x) = 10x^2 - 20x + 25$	$f_2(x) = 10x^2 + 0x + 15$	$f_3(x) = 10x^2 + 20x + 25$	$f_4(x) = 10x^2 + 40x + 55$
	G3	19 , 29 , 59 , 109 , 179 , 269 ,	$f_1(x) = 10x^2 - 20x + 29$	$f_2(x) = 10x^2 + 0x + 19$	$f_3(x) = 10x^2 + 20x + 29$	$f_4(x) = 10x^2 + 40x + 59$
N20-H	H3	1 , 15 , 49 , 103 , 177 , 271 ,	$f_1(x) = 10x^2 - 16x + 7$	$f_2(x) = 10x^2 + 4x + 1$	$f_3(x) = 10x^2 + 24x + 15$	$f_4(x) = 10x^2 + 44x + 49$
	H2	5 , 19 , 53 , 107 , 181 , 275 ,	$f_1(x) = 10x^2 - 16x + 11$	$f_2(x) = 10x^2 + 4x + 5$	$f_3(x) = 10x^2 + 24x + 19$	$f_4(x) = 10x^2 + 44x + 53$
	H1	7 , 21 , 55 , 109 , 183 , 277 ,	$f_1(x) = 10x^2 - 16x + 13$	$f_2(x) = 10x^2 + 4x + 7$	$f_3(x) = 10x^2 + 24x + 21$	$f_4(x) = 10x^2 + 44x + 55$
P20-H	H1	11 , 25 , 59 , 113 , 187 , 281 ,	$f_1(x) = 10x^2 - 16x + 17$	$f_2(x) = 10x^2 + 4x + 11$	$f_3(x) = 10x^2 + 24x + 25$	$f_4(x) = 10x^2 + 44x + 59$
	H2	13 , 27 , 61 , 115 , 189 , 283 ,	$f_1(x) = 10x^2 - 16x + 19$	$f_2(x) = 10x^2 + 4x + 13$	$f_3(x) = 10x^2 + 24x + 27$	$f_4(x) = 10x^2 + 44x + 61$
	H3	17 , 31 , 65 , 119 , 193 , 287 ,	$f_1(x) = 10x^2 - 16x + 23$	$f_2(x) = 10x^2 + 4x + 17$	$f_3(x) = 10x^2 + 24x + 31$	$f_4(x) = 10x^2 + 44x + 65$
N20-I	I3	3 , 19 , 55 , 111 , 187 , 283 ,	$f_1(x) = 10x^2 - 14x + 7$	$f_2(x) = 10x^2 + 6x + 3$	$f_3(x) = 10x^2 + 26x + 19$	$f_4(x) = 10x^2 + 46x + 55$
	I2	7 , 23 , 59 , 115 , 191 , 287 ,	$f_1(x) = 10x^2 - 14x + 11$	$f_2(x) = 10x^2 + 6x + 7$	$f_3(x) = 10x^2 + 26x + 23$	$f_4(x) = 10x^2 + 46x + 59$
	I1	9 , 25 , 61 , 117 , 193 , 289 ,	$f_1(x) = 10x^2 - 14x + 13$	$f_2(x) = 10x^2 + 6x + 9$	$f_3(x) = 10x^2 + 26x + 25$	$f_4(x) = 10x^2 + 46x + 61$
P20-I	I1	13 , 29 , 65 , 121 , 197 , 293 ,	$f_1(x) = 10x^2 - 14x + 17$	$f_2(x) = 10x^2 + 6x + 13$	$f_3(x) = 10x^2 + 26x + 29$	$f_4(x) = 10x^2 + 46x + 65$
	I2	15 , 31 , 67 , 123 , 199 , 295 ,	$f_1(x) = 10x^2 - 14x + 19$	$f_2(x) = 10x^2 + 6x + 15$	$f_3(x) = 10x^2 + 26x + 31$	$f_4(x) = 10x^2 + 46x + 67$
	I3	19 , 35 , 71 , 127 , 203 , 299 ,	$f_1(x) = 10x^2 - 14x + 23$	$f_2(x) = 10x^2 + 6x + 19$	$f_3(x) = 10x^2 + 26x + 35$	$f_4(x) = 10x^2 + 46x + 71$

Table 6-C2 : Quadratic Polynomials of the Spiral-Graphs belonging to the "Prime-Number-Spiral-Systems" N22-J to N22-T (with the 2. Differential = 22)

Spiral Graph System	Spiral Graph	Number Sequence of Spiral Graph	Quadratic Polynomial 1 (calculated with the first 3 numbers of the given sequence)	Quadratic Polynomial 2 (calculated with 3 numbers starting with the 2. Number of the sequence)	Quadratic Polynomial 3 (calculated with 3 numbers starting with the 3. Number of the sequence)	Quadratic Polynomial 4 (calculated with 3 numbers starting with the 4. Number of the sequence)
N22-J	J1	15 , 31 , 69 , 129 , 211 , 315 ,.....	$f_1(x) = 11x^2 - 17x + 21$	$f_2(x) = 11x^2 + 5x + 15$	$f_3(x) = 11x^2 + 27x + 31$	$f_4(x) = 11x^2 + 49x + 69$
	J2	13 , 29 , 67 , 127 , 209 , 313 ,.....	$f_1(x) = 11x^2 - 17x + 19$	$f_2(x) = 11x^2 + 5x + 13$	$f_3(x) = 11x^2 + 27x + 29$	$f_4(x) = 11x^2 + 49x + 67$
	J3	9 , 25 , 63 , 123 , 205 , 309 ,.....	$f_1(x) = 11x^2 - 17x + 15$	$f_2(x) = 11x^2 + 5x + 9$	$f_3(x) = 11x^2 + 27x + 25$	$f_4(x) = 11x^2 + 49x + 63$
N22-K	K1	11 , 25 , 61 , 119 , 199 , 301 ,.....	$f_1(x) = 11x^2 - 19x + 19$	$f_2(x) = 11x^2 + 3x + 11$	$f_3(x) = 11x^2 + 25x + 25$	$f_4(x) = 11x^2 + 47x + 61$
	K2	9 , 23 , 59 , 117 , 197 , 299 ,.....	$f_1(x) = 11x^2 - 19x + 17$	$f_2(x) = 11x^2 + 3x + 9$	$f_3(x) = 11x^2 + 25x + 23$	$f_4(x) = 11x^2 + 47x + 59$
	K3	5 , 19 , 55 , 113 , 193 , 295 ,.....	$f_1(x) = 11x^2 - 19x + 13$	$f_2(x) = 11x^2 + 3x + 5$	$f_3(x) = 11x^2 + 25x + 19$	$f_4(x) = 11x^2 + 47x + 55$
N22-L	L1	13 , 25 , 59 , 115 , 193 , 293 ,.....	$f_1(x) = 11x^2 - 21x + 23$	$f_2(x) = 11x^2 + 1x + 13$	$f_3(x) = 11x^2 + 23x + 25$	$f_4(x) = 11x^2 + 45x + 59$
	L2	11 , 23 , 57 , 113 , 191 , 291 ,.....	$f_1(x) = 11x^2 - 21x + 21$	$f_2(x) = 11x^2 + 1x + 11$	$f_3(x) = 11x^2 + 23x + 23$	$f_4(x) = 11x^2 + 45x + 57$
	L3	7 , 19 , 53 , 109 , 187 , 287 ,.....	$f_1(x) = 11x^2 - 21x + 17$	$f_2(x) = 11x^2 + 1x + 7$	$f_3(x) = 11x^2 + 23x + 19$	$f_4(x) = 11x^2 + 45x + 53$
N22-M	M1	13 , 23 , 55 , 109 , 185 , 283 ,.....	$f_1(x) = 11x^2 - 23x + 25$	$f_2(x) = 11x^2 - 1x + 13$	$f_3(x) = 11x^2 + 21x + 23$	$f_4(x) = 11x^2 + 43x + 55$
	M2	11 , 21 , 53 , 107 , 183 , 281 ,.....	$f_1(x) = 11x^2 - 23x + 23$	$f_2(x) = 11x^2 - 1x + 11$	$f_3(x) = 11x^2 + 21x + 21$	$f_4(x) = 11x^2 + 43x + 53$
	M3	7 , 17 , 49 , 103 , 179 , 277 ,.....	$f_1(x) = 11x^2 - 23x + 19$	$f_2(x) = 11x^2 - 1x + 7$	$f_3(x) = 11x^2 + 21x + 17$	$f_4(x) = 11x^2 + 43x + 49$
N22-N	N1	11 , 19 , 49 , 101 , 175 , 271 ,.....	$f_1(x) = 11x^2 - 25x + 25$	$f_2(x) = 11x^2 - 3x + 11$	$f_3(x) = 11x^2 + 19x + 19$	$f_4(x) = 11x^2 + 41x + 49$
	N2	9 , 17 , 47 , 99 , 173 , 269 ,.....	$f_1(x) = 11x^2 - 25x + 23$	$f_2(x) = 11x^2 - 3x + 9$	$f_3(x) = 11x^2 + 19x + 17$	$f_4(x) = 11x^2 + 41x + 47$
	N3	5 , 13 , 43 , 95 , 169 , 265 ,.....	$f_1(x) = 11x^2 - 25x + 19$	$f_2(x) = 11x^2 - 3x + 5$	$f_3(x) = 11x^2 + 19x + 13$	$f_4(x) = 11x^2 + 41x + 43$
N22-O	O1	19 , 25 , 53 , 103 , 175 , 269 ,.....	$f_1(x) = 11x^2 - 27x + 35$	$f_2(x) = 11x^2 - 5x + 19$	$f_3(x) = 11x^2 + 17x + 25$	$f_4(x) = 11x^2 + 39x + 53$
	O2	17 , 23 , 51 , 101 , 173 , 267 ,.....	$f_1(x) = 11x^2 - 27x + 33$	$f_2(x) = 11x^2 - 5x + 17$	$f_3(x) = 11x^2 + 17x + 23$	$f_4(x) = 11x^2 + 39x + 51$
	O3	13 , 19 , 47 , 97 , 169 , 263 ,.....	$f_1(x) = 11x^2 - 27x + 29$	$f_2(x) = 11x^2 - 5x + 13$	$f_3(x) = 11x^2 + 17x + 19$	$f_4(x) = 11x^2 + 39x + 47$
N22-P	P1	13 , 17 , 43 , 91 , 161 , 253 ,.....	$f_1(x) = 11x^2 - 29x + 31$	$f_2(x) = 11x^2 - 7x + 13$	$f_3(x) = 11x^2 + 15x + 17$	$f_4(x) = 11x^2 + 37x + 43$
	P2	11 , 15 , 41 , 89 , 159 , 251 ,.....	$f_1(x) = 11x^2 - 29x + 29$	$f_2(x) = 11x^2 - 7x + 11$	$f_3(x) = 11x^2 + 15x + 15$	$f_4(x) = 11x^2 + 37x + 41$
	P3	7 , 11 , 37 , 85 , 155 , 247 ,.....	$f_1(x) = 11x^2 - 29x + 25$	$f_2(x) = 11x^2 - 7x + 7$	$f_3(x) = 11x^2 + 15x + 11$	$f_4(x) = 11x^2 + 37x + 37$
N22-Q	Q1	17 , 19 , 43 , 89 , 157 , 247 ,.....	$f_1(x) = 11x^2 - 31x + 37$	$f_2(x) = 11x^2 - 9x + 17$	$f_3(x) = 11x^2 + 13x + 19$	$f_4(x) = 11x^2 + 35x + 43$
	Q2	15 , 17 , 41 , 87 , 155 , 245 ,.....	$f_1(x) = 11x^2 - 31x + 35$	$f_2(x) = 11x^2 - 9x + 15$	$f_3(x) = 11x^2 + 13x + 17$	$f_4(x) = 11x^2 + 35x + 41$
	Q3	11 , 13 , 37 , 83 , 151 , 241 ,.....	$f_1(x) = 11x^2 - 31x + 31$	$f_2(x) = 11x^2 - 9x + 11$	$f_3(x) = 11x^2 + 13x + 13$	$f_4(x) = 11x^2 + 35x + 37$
N22-R	R1	13 , 35 , 79 , 145 , 233 , 343 ,.....	$f_1(x) = 11x^2 - 11x + 13$	$f_2(x) = 11x^2 + 11x + 13$	$f_3(x) = 11x^2 + 33x + 35$	$f_4(x) = 11x^2 + 55x + 79$
	R2	11 , 33 , 77 , 143 , 231 , 341 ,.....	$f_1(x) = 11x^2 - 11x + 11$	$f_2(x) = 11x^2 + 11x + 11$	$f_3(x) = 11x^2 + 33x + 33$	$f_4(x) = 11x^2 + 55x + 77$
	R3	7 , 29 , 73 , 139 , 227 , 337 ,.....	$f_1(x) = 11x^2 - 11x + 7$	$f_2(x) = 11x^2 + 11x + 7$	$f_3(x) = 11x^2 + 33x + 29$	$f_4(x) = 11x^2 + 55x + 73$
N22-S	S1	11 , 31 , 73 , 137 , 223 , 331 ,.....	$f_1(x) = 11x^2 - 13x + 13$	$f_2(x) = 11x^2 + 9x + 11$	$f_3(x) = 11x^2 + 31x + 31$	$f_4(x) = 11x^2 + 53x + 73$
	S2	9 , 29 , 71 , 135 , 221 , 329 ,.....	$f_1(x) = 11x^2 - 13x + 11$	$f_2(x) = 11x^2 + 9x + 9$	$f_3(x) = 11x^2 + 31x + 29$	$f_4(x) = 11x^2 + 53x + 71$
	S3	5 , 25 , 67 , 131 , 217 , 325 ,.....	$f_1(x) = 11x^2 - 13x + 7$	$f_2(x) = 11x^2 + 9x + 5$	$f_3(x) = 11x^2 + 31x + 25$	$f_4(x) = 11x^2 + 53x + 67$
N22-T	T1	13 , 31 , 71 , 133 , 217 , 323 ,.....	$f_1(x) = 11x^2 - 15x + 17$	$f_2(x) = 11x^2 + 7x + 13$	$f_3(x) = 11x^2 + 29x + 31$	$f_4(x) = 11x^2 + 51x + 71$
	T2	11 , 29 , 69 , 131 , 215 , 321 ,.....	$f_1(x) = 11x^2 - 15x + 15$	$f_2(x) = 11x^2 + 7x + 11$	$f_3(x) = 11x^2 + 29x + 29$	$f_4(x) = 11x^2 + 51x + 69$
	T3	7 , 25 , 65 , 127 , 211 , 317 ,.....	$f_1(x) = 11x^2 - 15x + 11$	$f_2(x) = 11x^2 + 7x + 7$	$f_3(x) = 11x^2 + 29x + 25$	$f_4(x) = 11x^2 + 51x + 65$