

Using BBN in cosmological parameter extraction from CMB: a forecast for PLANCK

Jan Hamann¹, Julien Lesgourgues¹ and Gianpiero Mangano²

¹ LAPTH (Laboratoire d'Annecy-le-Vieux de Physique Théorique, CNRS UMR5108 & Université de Savoie), BP 110, F-74941 Annecy-le-Vieux Cedex, France

² Istituto Nazionale di Fisica Nucleare - Sezione di Napoli -
Complesso Universitario di Monte S. Angelo, I-80126 Napoli, Italy

E-mail: jan.hamann@lapp.in2p3.fr, julien.lesgourgues@lapp.in2p3.fr,
mangano@na.infn.it

Abstract. Data from future high-precision Cosmic Microwave Background (CMB) measurements will be sensitive to the primordial Helium abundance Y_p . At the same time, this parameter can be predicted from Big Bang Nucleosynthesis (BBN) as a function of the baryon and radiation densities, as well as a neutrino chemical potential. We suggest to use this information to impose a self-consistent BBN prior on Y_p and determine its impact on parameter inference from simulated PLANCK data. We find that this approach can significantly improve bounds on cosmological parameters compared to an analysis which treats Y_p as a free parameter, if the neutrino chemical potential is taken to vanish. We demonstrate that fixing the Helium fraction to an arbitrary value can seriously bias parameter estimates. Under the assumption of degenerate BBN (i.e., letting the neutrino chemical potential ξ vary), the BBN prior's constraining power is somewhat weakened, but nevertheless allows us to constrain ξ with an accuracy that rivals bounds inferred from present data on light element abundances.

1. Introduction

Forthcoming experiments on Cosmic Microwave Background (CMB) anisotropies such as PLANCK[‡] [1], combined with other astrophysical observations, are expected to provide detailed information on the cosmological model which describes the evolution of the Universe. Their data will allow us to constrain the parameters of these models with an unprecedented accuracy. In fact, to fully extract information from such precise experimental data, it is crucial to have detailed theoretical models to compare with, possibly using reliable “priors” on cosmological parameters or models which can be obtained by independent theoretical tools or experimental data. This helps in reducing the effect of parameter degeneracies which typically limits the amount of information which can be obtained from data.

In this paper we present one example of this kind, by considering the impact of a detailed estimate of the ⁴He mass fraction[§] $Y_p = 4n_{\text{He}}/n_b$ on CMB data analyses, obtained from an accurate prediction of its value from Big Bang Nucleosynthesis (BBN). In this framework, Y_p is given as a function of the baryon density and, in more exotic scenarios, extra relativistic degrees of freedom and/or non-zero neutrino chemical potentials μ_ν .

The amount of ⁴He nuclei produced during BBN plays a relevant rôle at the epoch of recombination, as it is one of the parameters controlling the evolution of the free electron fraction [2, 3] (it also affects the later phase of reionisation of the Universe, but this effect is extremely small [4]). Thus, the CMB power spectrum which is observed today depends significantly on this parameter. Typically, in current CMB analyses (and in a number of forecasts), this parameter is fixed to a reference value $Y_p = 0.24$, suggested by independent measurements obtained by studying extragalactic HII regions in blue compact galaxies, which are however affected by quite a large systematic uncertainty [5, 6]. This approach is satisfactory with present CMB data, but it is not fully correct as it does not take into account the fact that indeed, Y_p is strongly correlated to other cosmological parameters, in particular the baryon fraction $\Omega_b h^2$ and the energy density ρ_R in the form of relativistic species, which is usually parameterised in terms of the effective neutrino number $N_{\text{eff}} = 3 + \Delta N$ such that

$$\rho_R = \frac{\pi^2}{15} T_\gamma^4 \left[1 + \frac{7}{8} \left(\frac{4}{11} \right)^{4/3} (3 + \Delta N) \right], \quad (1.1)$$

with T_γ the photon temperature. The standard scenario of three non-degenerate active neutrinos corresponds to $\Delta N = 0.046$ due to the effect of non-thermal corrections to neutrino distributions during the $e^+ - e^-$ annihilation phase [7].

A different (and more consistent) approach is taken in [8], where Y_p is considered as a free parameter to be obtained as a result of a likelihood analysis along with the other

[‡] ESA home page for the PLANCK project: <http://astro.estec.esa.nl/SA-general/Projects/Planck/> and Planck-HFI web site: <http://www.planck.fr/>

[§] We point out that as usual in the literature we refer to Y_p as the “⁴He mass fraction”, though strictly speaking it is not correct at the percent level, for it neglects the contribution of nuclear binding energy.

relevant cosmological parameters, or rather fixed up to some given error by adopting a gaussian prior. This approach leads to a more correct estimate of the baryon density and, as we will also show in the following, avoids biasing the point estimates of some cosmological parameters, such as the scalar spectral index n_s .

In the present work we will consider yet a different approach previously suggested by Ichikawa and Takahashi [9], which explicitly takes into account the dependence of Y_p on $\Omega_b h^2$ (and possibly also on ΔN and on the neutrino chemical potentials) as obtained from BBN. We use the scale-independent ratio $\xi \equiv \mu_\nu/kT_\nu$, where T_ν is the neutrino temperature and μ_ν is the chemical potential, which is assumed to be the same for all three active neutrino species, due to the effect of flavour oscillations [10, 11]. In particular, the Helium mass fraction is considered as a known function $Y_p^{\text{BBN}}(\Omega_b h^2, \Delta N, \xi)$ and is thus neither fixed a priori, nor left as a free independent parameter. This function can be obtained in the framework of standard BBN theory and is found to be a smooth monotonically increasing function of $\Omega_b h^2$ and ΔN , and decreasing with ξ . In particular, the result adopted in the present paper has been computed by using the public BBN code `PARthENoPE` [12]. This tool provides a careful determination of light nuclei abundances, with very small uncertainties. `PARthENoPE` is the result of a large reanalysis, updating the whole nuclear reaction network, and also including the effect of radiative corrections to neutron/proton weak processes, and the detailed treatment of neutrino decoupling described in [7]. For a comprehensive discussions of these issues, see e.g. [13]. The theoretical error on Y_p^{BBN} is of the order of 0.0002, thus at the level of per mille, over the relevant ranges of $(\Omega_b h^2, \Delta N, \xi)$ [13]. The accuracy is ultimately limited by the present experimental uncertainty on the neutron lifetime. This tiny error essentially amounts to imposing a consistency relation between Y_p , $\Omega_b h^2$, ΔN and ξ .

The goal of this paper is therefore to determine how the assumption of a well motivated BBN prior on Y_p will affect the estimates of cosmological parameters from `PLANCK` data. Of course, the validity of this method is based on the assumption of standard BBN (or degenerate BBN (dBBN) in section 2.3, where $\xi \neq 0$ will be considered). It also implicitly assumes that the value of N_{eff} does not change from the BBN epoch until last scattering. However, possible future evidence for non-standard BBN scenarios or a more involved evolution of relativistic degrees of freedom could similarly be accounted for by using a different – yet still theoretically calculable – functional form of Y_p .

2. Forecast for `PLANCK` data

In our analysis, we compare three different ways of treating the Helium mass fraction:

- Fixed Y_p :

As in most recent analyses and forecasts of CMB data, Y_p is fixed to a value of $Y_p = 0.24$. This is also the default value set in `CosmoMC/CAMB` [14, 15]. Note that if we set N_{eff} to its standard value of 3.046 and assume no neutrino asymmetry, the value of 0.24 is not consistent with current bounds on the baryon density. At the

moment, CMB data are not very sensitive to Y_p , so the bias expected from fixing Y_p in this way is negligible.

- Free Y_p :

Here, no additional assumptions are made and the Helium mass fraction is kept completely free, with a top hat prior ranging from 0 to 1.

- BBN prior on Y_p :

Under the assumption that BBN proceeded in the standard way, and that N_{eff} remains constant between BBN and last scattering, we exploit the fact that Y_p is related to $\Omega_b h^2$, ΔN , and possibly ξ if neutrinos have a sizable chemical potential. In a first-order approach, one could fix Y_p to the BBN prediction $Y_p^{\text{BBN}}(\Omega_b h^2, \Delta N, \xi)$ calculated by `PArthENoPE`. That way, however, one would not take into account the theoretical uncertainty in Y_p^{BBN} . In order to treat the uncertainty properly, we keep Y_p a free parameter, but, taking δY_p^{BBN} to be gaussian, add the following term to the negative logarithm of the likelihood \mathcal{L} of each point in parameter space:

$$\Delta(-\ln \mathcal{L}) = \frac{1}{2} \left(\frac{Y_p - Y_p^{\text{BBN}}(\Omega_b h^2, \Delta N, \xi)}{\sigma(Y_p)} \right)^2. \quad (2.1)$$

Since recomputing Y_p^{BBN} for each point would not be practical, we interpolate its value from a pre-computed grid. To account for errors introduced due to interpolation, we increase the absolute error on Y_p^{BBN} to $\sigma(Y_p) = 0.0003$. Note that we do not employ any additional data here e.g., astrophysical measurements of primordial element abundances, that may be subject to large systematic errors.

2.1. Fiducial data and parameter inference

Following the method described in detail in [16, 17], one can generate a set of mock CMB data, using the projected specifications of the PLANCK satellite [1] (see table 1). However, for the purpose of forecasting errors, it is sufficient to replace the power spectrum of the mock data by that of the fiducial model, which stands for an average over many possible mock data sets [16]. The data set comprises the TT - and EE -auto-correlation spectra as well as the TE -cross-correlation spectrum for multipoles up to $\ell = 2500$, and we assume a sky coverage of $f_{\text{sky}} = 0.65$. In our fiducial model we impose the standard BBN consistency relation, spatial flatness, and ignore tensor modes; its parameter values are summarized in table 2.

We then perform the exercise of Bayesian parameter inference for a number of models, differing in the number of basic free parameters and the treatment of the primordial Helium fraction Y_p , as described above. We first work under the standard assumption that the chemical potential of neutrinos is negligible ($\mu_\nu \ll kT_\nu$), and consider two basic models:

- A minimal model, with six free parameters ($\Omega_b h^2$, $\Omega_{\text{dm}} h^2$, H_0 , z_{re} , $\ln[10^{10} A_S]$, n_S), inspired by the current “vanilla” model.

- An extended model, where in addition to the parameters of the minimal model we also vary the neutrino mass fraction f_ν and the number of extra relativistic degrees of freedom ΔN . The introduction of f_ν is motivated by the observation of neutrino oscillations, implying a non-negligible effect of neutrino masses on cosmological perturbations [18]. The neutrino fraction and ΔN are known to be correlated in the analysis of CMB data [19–21].

In section 2.3, we will repeat the analysis with one extra free parameter which is known to modify the outcome of BBN predictions: a non-zero chemical potential for neutrinos.

We employ a modified version of the Markov-Chain-Monte-Carlo code `CosmoMC` [14] to infer the posterior probability density from the data. Eight Markov chains are generated in parallel; their convergence is monitored with the help of the Gelman-Rubin R -statistic [22], and our convergence criterion is $R - 1 \leq 0.02$.

When facing real data, one could be worried that the theoretical prediction for the anisotropy spectra might be insufficient. In particular, issues like recombination or foreground contamination need to be better understood. Since we use the same numerical code for generating and analysing the data, we implicitly assume in this forecast that all systematics are perfectly under control. Thus, our inferred parameter errors may be slightly optimistic.

2.2. Standard BBN

2.2.1. Minimal model The one-dimensional marginalised posterior probabilities for the parameters of the minimal model are presented in figure 1. A first striking observation is that fixing Y_p “incorrectly” to 0.24 leads to a significant bias of up to one standard deviation in the point estimates for the baryon density, Hubble parameter, spectral index and primordial spectrum normalisation. This is particularly worrisome for n_s , since bounds on this parameter are often used to constrain inflationary models. We therefore strongly recommend not to fix Y_p to some arbitrary value, such as 0.24, in any analysis of future data.

The reason for the bias in these parameters are degeneracies with the Helium mass fraction; we illustrate these degeneracies in figure 2. Of these four degeneracies, only

Table 1. List of the experimental parameters assumed for the PLANCK satellite [1]: θ_{beam} measures the width of the beam, $\Delta_{T,P}$ are the sensitivities per pixel and ν is the center frequency of the three HFI channels least affected by foregrounds.

ν/GHz	θ_{beam}	$\Delta_T/\mu\text{K}$	$\Delta_P/\mu\text{K}$
100	9.5'	6.8	10.9
143	7.1'	6.0	11.4
217	5.0'	13.1	26.7

Table 2. In this table we show the free parameters of our model, their fiducial values used to generate the data set and the prior ranges adopted in the analysis.

Parameter		Fiducial Value	Prior Range
Dark matter density	$\Omega_{\text{dm}}h^2$	0.11	0.01 \rightarrow 0.99
Baryon density	$\Omega_{\text{b}}h^2$	0.022	0.005 \rightarrow 0.1
Hubble parameter	h	0.7	0.4 \rightarrow 1
Redshift of reionisation	z_{re}	12	3 \rightarrow 50
Normalisation @ $k = 0.002 \text{ Mpc}^{-1}$	$\ln[10^{10}A_{\text{S}}]$	3.264	2.7 \rightarrow 4
Scalar spectral index	n_{S}	0.96	0.5 \rightarrow 1.5
Helium fraction	Y_{p}	0.2477	0 \rightarrow 1
Neutrino mass fraction	f_{ν}	0	0 \rightarrow 1
Number of extra rel. d.o.f.	ΔN	0.046	-3 \rightarrow 4
Neutrino chemical potential	ξ	0	-1 \rightarrow 1

Table 3. This table shows the projected absolute errors on the parameters of the two models with zero neutrino chemical potential. For all parameters except the neutrino fraction we quote the half width of the minimal 68% credible interval [23], for f_{ν} we give the values of the 68% upper limit (the lower limit being zero). The columns labelled “free” show the results when leaving the Helium fraction a free parameter, while those labelled “BBN” correspond to the results imposing our BBN prior. Our results are in very good agreement with those found in [9].

	Minimal model		Extended model	
	free	BBN	free	BBN
$\Omega_{\text{b}}h^2$	2.2×10^{-4}	1.3×10^{-4}	2.3×10^{-4}	2.2×10^{-4}
$\Omega_{\text{dm}}h^2$	1.4×10^{-3}	1.2×10^{-3}	4.9×10^{-3}	3.1×10^{-3}
h	7.9×10^{-3}	5.9×10^{-3}	28×10^{-3}	24×10^{-3}
z_{re}	0.40	0.39	0.41	0.41
$\ln[10^{10}A_{\text{S}}]$	0.024	0.015	0.024	0.021
n_{S}	7.2×10^{-3}	3.4×10^{-3}	8.2×10^{-3}	7.7×10^{-3}
Y_{p}	0.011	3.1×10^{-4}	0.015	2.1×10^{-3}
ΔN	–	–	0.26	0.15
f_{ν}	–	–	≤ 0.041	≤ 0.035

the one with $\omega_{\text{b}} = \Omega_{\text{b}}h^2$ is “physical”, as was already noticed in [8]. The redshift of decoupling z_* , for instance, crucially depends on the number density of free electrons n_e . Between helium and hydrogen recombination, this density is related to the baryon number density $n_{\text{b}}(\propto \omega_{\text{b}})$ and Helium abundance by $n_e = n_{\text{b}}(1 - Y_{\text{p}})$. So a shift in z_* due to a change in Y_{p} can be reversed by changing the baryon density. The dependence of n_e on the Helium fraction also plays a rôle for the diffusion damping scale d , with $d \propto n_e^{-1/2}$. An increase in Y_{p} , for example, means smaller n_e and hence a larger d , which leads to an additional suppression of power in the CMB temperature anisotropies on small scales. Phenomenologically, this signature is similar to tilting the spectrum

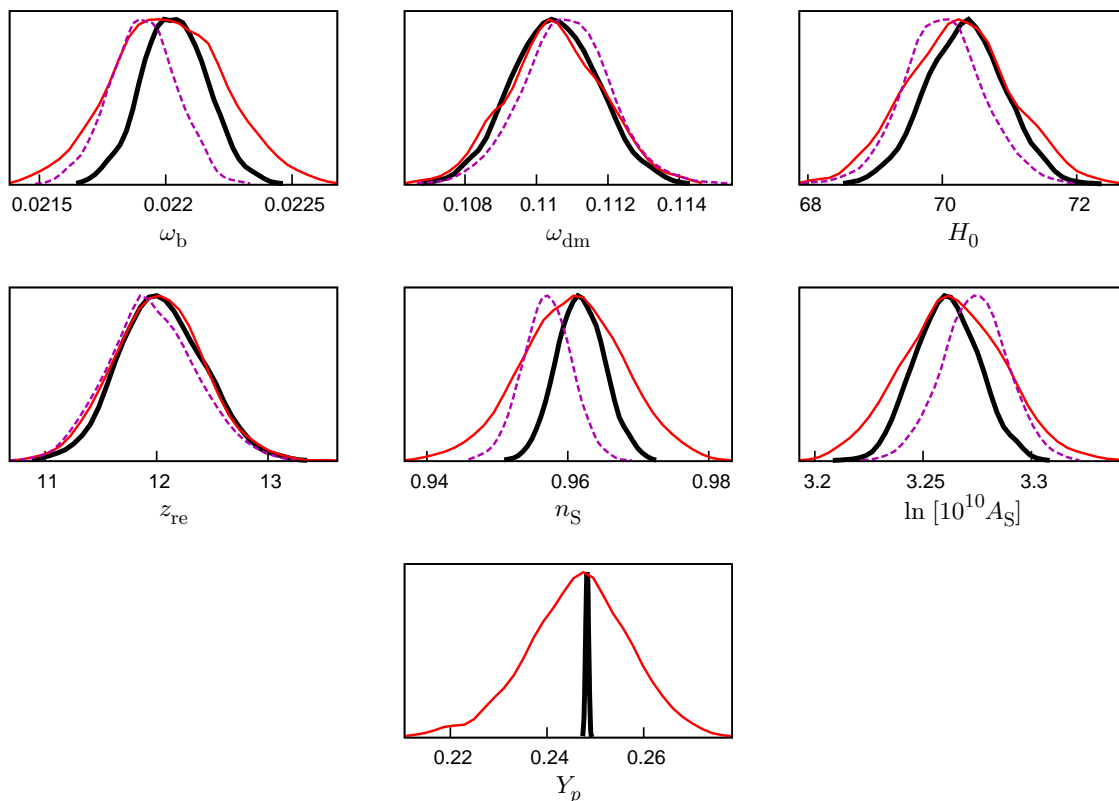


Figure 1. Marginalised posterior probabilities for the parameters of the minimal model. The dashed purple curves correspond to the case where Y_p is fixed to an “incorrect” value of 0.24, the red curves have Y_p as a free parameter and the thick black curves correspond to the case with a standard BBN prior.

of primordial anisotropies (i.e., lowering n_s), which explains the degeneracy with the spectral index.

The degeneracies with the Hubble parameter and the normalisation are only indirect ones, since these parameters are themselves correlated with the baryon density and the spectral index, respectively. Note that the degeneracy with A_S is not invariant under a change of the pivot scale. Had we chosen the pivot at a small scale instead of a large scale, one would expect a positive correlation instead of an anticorrelation between the two parameters.

A comparison between the run with free Y_p and that with a BBN prior shows that imposing standard BBN places an extremely strong constraint on the Helium fraction if we do not vary ΔN . The width of the 68% credible interval on Y_p is 6.2×10^{-4} , i.e., the error is dominated by the theoretical uncertainty in the prediction of Y_p^{BBN} (see table 3). Essentially, the precise determination of the baryon density from PLANCK data will also nail down the Helium fraction. This should not be surprising, given that Y_p^{BBN} is relatively flat in the direction of ω_b . Consequently, the expected errors on the cosmological parameters hardly differ from the results of an analysis with fixed Y_p ,

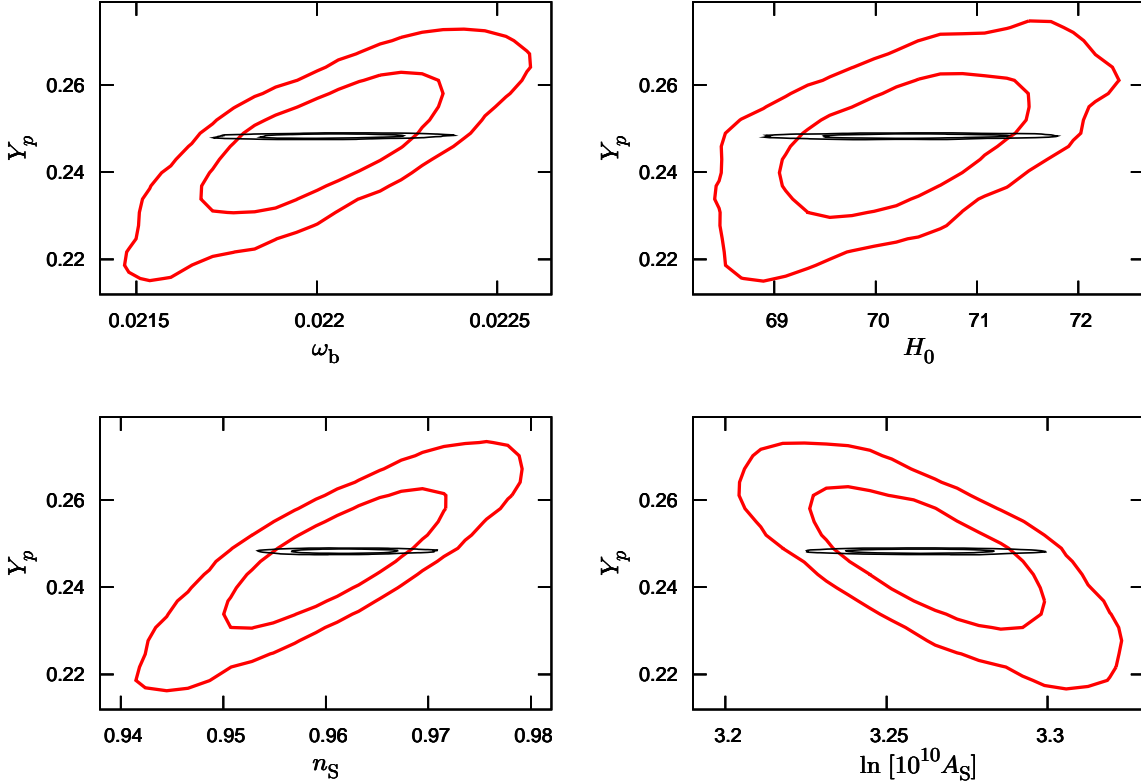


Figure 2. Two-dimensional marginalised joint posterior 68%- and 95%-credible contours for the minimal model. The thick red contours correspond to results with free Y_p , the thin black contours represent the result when standard BBN is imposed. This plot illustrates the degeneracies of Y_p with other cosmological parameters and shows how they can be broken by imposing the BBN prior.

while the errors on the spectral index, the normalisation, the Hubble parameter and the baryon density are up to a factor two smaller than in the case with Y_p as a free parameter.

2.2.2. Extended model Allowing ΔN to vary in the extended model slightly weakens the constraining power of the standard BBN consistency relation. Since Y_p^{BBN} is somewhat steeper in the direction of ΔN , the Helium fraction will be allowed to vary over a wider range of values. Still, as we can see from figure 3, the error on Y_p is still significantly improved (the width of the 68% credible interval is 4.1×10^{-3} if we impose standard BBN, while for a free Y_p it is larger by a factor of seven).

By adding f_ν and ΔN to the free parameters of the model, we naturally introduce new correlations which weaken the bounds on the other parameters. The new degeneracies (particularly those with ΔN) turn out to be more serious than the degeneracies with the Helium fraction. In models with free ΔN , constraints on the other cosmological parameters (apart from $\omega_{\text{dm}} = \Omega_{\text{dm}} h^2$ and ΔN itself) are essentially independent on how well the Helium fraction is constrained. Even fixing Y_p to the

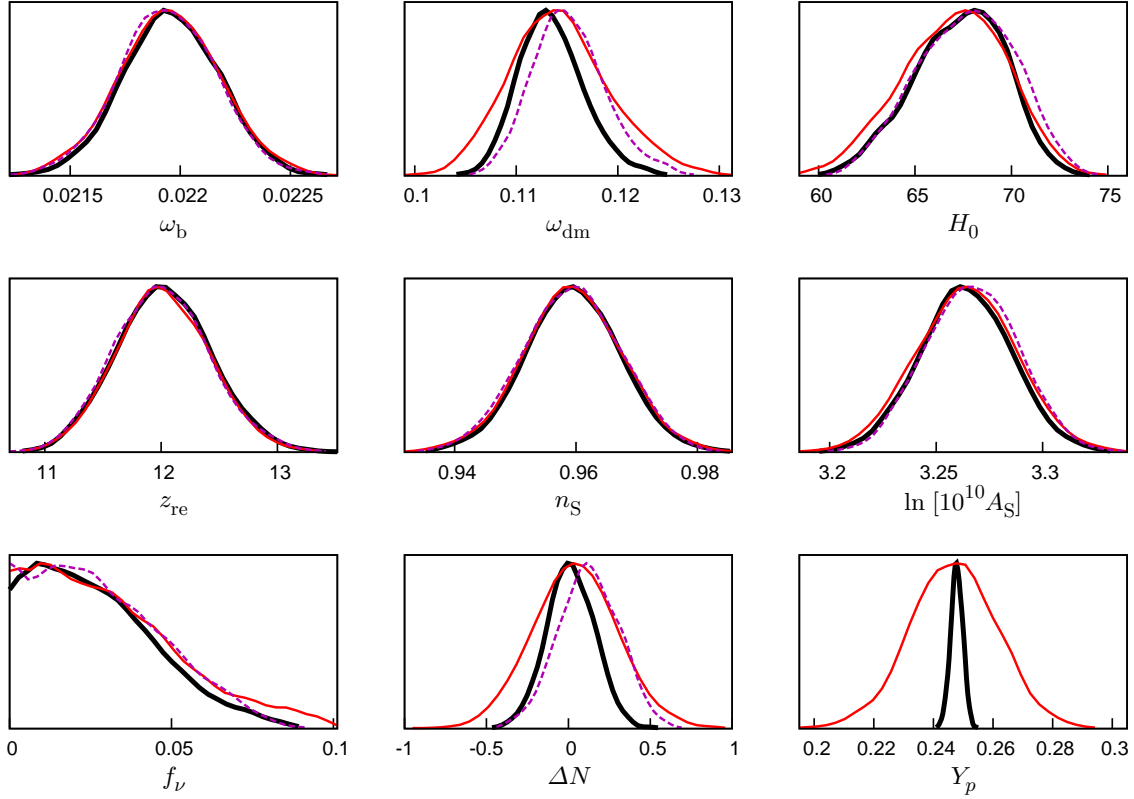


Figure 3. Marginalised posterior probabilities for the parameters of the extended model, still with zero neutrino chemical potential. The dashed purple curves correspond to the case where Y_p is fixed to a value of 0.24, the red curves have Y_p as a free parameter and the thick black curves correspond to the case with a standard BBN prior.

“wrong” value of 0.24 does not lead to a bias worth mentioning. The only exceptions are ΔN and the dark matter density (the latter due to a correlation with ΔN , see, e.g. [23]), for which the error improves between “free Y_p ” and “BBN prior on Y_p ” by a factor of 1.7 and 1.5, respectively.

Note that in these runs, not all posteriors peak at their fiducial values. At first glance, this may sound strange since we use the fiducial spectra in place of mock data spectra. However, the mismatch just reflects the difference between the one-dimensional likelihood profile and the marginalised posterior when the posterior is far from gaussian in certain directions (like, in our case, the neutrino fraction).

2.3. Degenerate BBN

The effect of neutrino chemical potentials on BBN predictions is twofold. It contributes to the radiation energy density so the value of N_{eff} for three neutrinos with a common

value of ξ becomes

$$N_{\text{eff}} = 3.046 + 3 \left(\frac{30}{7} \left(\frac{\xi}{\pi} \right)^2 + \frac{15}{7} \left(\frac{\xi}{\pi} \right)^4 \right), \quad (2.2)$$

implying a larger expansion rate of the Universe, an earlier weak process freeze out with a higher value for the neutron to proton density ratio, and thus a larger value of Y_p . Subdominant effects on neutrino decoupling [24, 25] and their eventual distribution after the e^+e^- annihilation phase [26] are indeed very small and can be neglected. On the other hand, a positive ξ for the electron neutrino, i.e, a larger number of ν_e with respect to $\bar{\nu}_e$, enhances $n \rightarrow p$ weak processes compared to the inverse processes, lowering the number of neutrons per proton available at the onset of BBN.

Bounds on the value of the neutrino chemical potential from BBN data analyses have been considered by many authors, see e.g. [24–31]. Since flavour oscillations enforce the condition of equal chemical potentials for the three neutrino species [10], the (common) value of ξ is strongly bounded by the neutron-proton beta equilibrium and the observed value of ${}^4\text{He}$ mass fraction. Adopting a conservative error analysis of primordial Y_p as in [5], one gets $-0.04 \leq \xi \leq 0.07$ [31]. This bound can be evaded in non-standard scenarios with extra relativistic degrees of freedom contributing to ΔN , which is strongly degenerate with ξ .

We now consider the effect of a dBBN prior on Y_p in CMB data analysis, in order to see what is the impact of the extra parameter ξ on future PLANCK estimates of cosmological parameters, including of course the value of ξ itself. As for the previous standard BBN case, we do not use any direct experimental information on Y_p .

2.3.1. Minimal model plus ξ We repeat our analysis for the minimal model with one extra free parameter ξ , leaving Y_p either free, or imposing a dBBN prior on it. The constraint on cosmological parameters is essentially the same in the case “free $\xi \neq 0$ and BBN prior” as in the case “ $\xi = 0$ and no BBN prior”. In other words, by assuming dBBN instead of standard BBN, the constraining power of the BBN prior on the six basic ΛCDM cosmological parameters disappears.

However, it is interesting to see how the degenerate BBN prior improves the constraint on ξ itself. To this end one can compare the results of the “free” and “BBN” cases of table 4 (both for the minimal model and the extended one). The projected error on Y_p does not change noticeably between the two cases, since now the ${}^4\text{He}$ mass fraction is not only determined by the baryon density and ΔN , but also depends on the value of ξ . Even very small departure from zero allows quite a large variation of Y_p , therefore there is not much difference in this case between imposing the BBN relation and leaving the Helium mass fraction a free parameter. In turn, this strong dependence of Y_p on ξ is also responsible for the significant decrease of the error on ξ in the BBN case. Indeed, the CMB alone is able to constrain ξ only through its contribution to the total energy density during radiation domination, see equation (2.2). In this case the 68% error is $\sigma(\xi) = 0.34$, consistent with previous analyses based on the Fisher matrix

Table 4. This table shows the same quantities as in table 3 for the degenerate BBN scenario (with one extra parameter $\xi \equiv \mu_\nu/kT_\nu$). Note that $f_\nu = 0$ does not lie within the 68% credible interval for the extended model with free Y_p , so we quote the limits of the interval instead of an upper bound.

	Minimal model		Extended model	
	free	BBN	free	BBN
$\Omega_b h^2$	2.1×10^{-4}	2.1×10^{-4}	2.2×10^{-4}	2.3×10^{-4}
$\Omega_{\text{dm}} h^2$	2.1×10^{-3}	1.3×10^{-3}	5.0×10^{-3}	4.9×10^{-3}
h	$10. \times 10^{-3}$	7.3×10^{-3}	28×10^{-3}	27×10^{-3}
z_{re}	0.41	0.40	0.43	0.41
$\ln[10^{10} A_{\text{S}}]$	0.023	0.022	0.023	0.024
n_{S}	7.4×10^{-3}	6.9×10^{-3}	8.0×10^{-3}	8.1×10^{-3}
Y_p	0.012	0.010	0.016	0.016
ξ	0.34	0.061	0.45	0.093
ΔN	–	–	0.27	0.27
f_ν	–	–	0.016 \rightarrow 0.063	≤ 0.039

approximation [32–34]. When including a BBN prior, the sensitivity of the CMB to Y_p further reduces the error down to $\sigma(\xi) = 0.061$. Remarkably, this result is comparable to the error expected using observations of light element abundances, in case one adopts a conservative approach on the Y_p error estimate to account for possible systematics. We conclude that future CMB data like that from PLANCK will be a very useful probe of the neutrino asymmetry. In case of a $\xi \neq 0$ detection, it would be of particular interest to compare this finding with constraints from primordial element data.

2.3.2. Extended model plus ξ Lastly, we analyse the extended model with a neutrino chemical potential. This requires some particular modifications of CAMB in order to explicitly include the chemical potential of neutrinos and anti-neutrinos in the expression of the massive neutrino phase-space distribution (as explained in [35]). The total density during radiation domination is now parameterised as

$$N_{\text{eff}} = 3 \left(1 + \frac{30}{7} \left(\frac{\xi}{\pi} \right)^2 + \frac{15}{7} \left(\frac{\xi}{\pi} \right)^4 \right) + \Delta N . \quad (2.3)$$

Our results are shown in table 4. Note that due to slow convergence of the chains for these models, we relaxed our convergence criterion slightly, demanding $R - 1 \leq 0.07$. As for the minimal model, the value of Y_p is determined with the same (poor) accuracy regardless of whether one imposes the dBBN prior or leaves the Helium mass fraction as a free parameter, while the error on ξ is strongly reduced in the first case, because of the strong dependence of Y_p on this parameter. The only other parameter affected is the neutrino mass fraction f_ν . Its degeneracy with ξ is illustrated in figure 4. In fact, if one were to include large scale structure data the bounds on ξ would likely be significantly further reduced, because the degeneracy existing between f_ν and N_{eff}

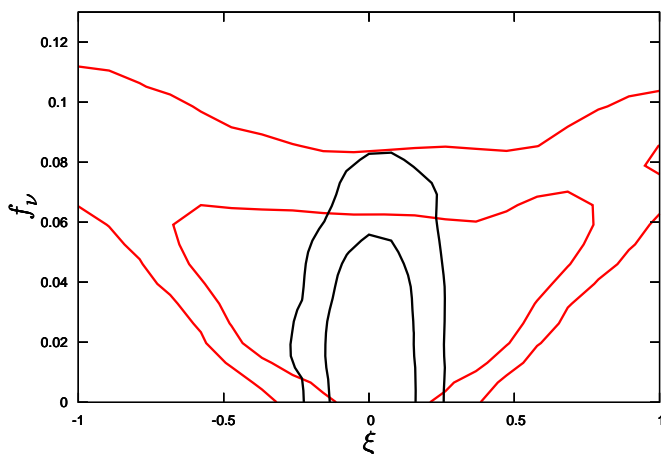


Figure 4. Two-dimensional marginalised joint posterior 68%- and 95%-credible contours for ξ and f_ν in the extended model with free neutrino chemical potential. Red lines correspond to “free Y_p ”, the thin black lines are the results of imposing the BBN prior.

would be alleviated. Notice also that the error on ΔN is basically unchanged, as the dependence of Y_p on this parameter is much weaker. Finally, it is also worth comparing the results for the extended models when imposing the standard or degenerate BBN priors, i.e. the last column of tables 3 and 4. With the exception of the dark matter density, the basic Λ CDM cosmological parameter errors do not undergo any substantial change, while we again see the effect of the introduction of the extra parameter ξ in reducing the sensitivity to Y_p . Correspondingly, the error on ΔN , and, due to the aforementioned correlation, also the error on $\Omega_{\text{dm}} h^2$, grow by almost a factor of two with respect to the standard BBN scenario, reaching the values which are obtained if Y_p is taken as a free parameter and $\xi = 0$, see table 3.

3. Conclusions

In this paper we have considered in detail the effects of a careful calculation of the Helium mass fraction on future CMB experiments, such as PLANCK, using the known fact that Y_p is not an independent free parameter, but can rather be fixed in the framework of Big Bang Nucleosynthesis as a function of the baryon density, the energy density during the relativistic dominated era, as well as, in more exotic scenarios, other physical inputs such as neutrino degeneracy. In view of the high precision in parameter estimates which is expected to be achieved by PLANCK, this method first adopted in [9] is more consistent than the current strategy of fixing by hand the value of Y_p . It is also worth stressing that it is completely independent from any astrophysical information on light

nuclei abundance, as Y_p determination from low metallicity HII regions in blue compact galaxies. In this respect, this method is different from combined analyses of CMB and BBN data (as performed for example in [28, 30, 36–38]).

We have considered two different models, the standard BBN scenario, with possibly extra relativistic species in addition to three standard active neutrinos, and the case of degenerate BBN, with sizable neutrino chemical potentials.

For standard BBN, Y_p only depends on the baryon fraction and ΔN . Exploiting this functional dependence in a forecast for PLANCK data, we have shown that one can avoid a possible bias in the estimate of some cosmological parameters, i.e. the spectral index n_S and A_S , which is instead present if Y_p is fixed a priori to some reference value, usually given by $Y_p = 0.24$. Furthermore, this method allows for a better determination of various parameters (like e.g. the baryon density, the spectral index, the number of extra relativistic degrees of freedom and of course Y_p itself, see table 3). With a BBN prior, the Helium mass fraction can be determined with an accuracy better than 1 %, at the level of statistical error of astrophysical determinations, which are however possibly plagued by a larger systematic error. On the other hand, without imposing the BBN prior, CMB data from PLANCK can determine Y_p at the 5-6 % level only.

In the case of degenerate BBN, due to the strong dependence of Y_p on one extra parameter – namely, the neutrino chemical potential parameter ξ assumed to be flavour independent due to flavour oscillations – this result is no longer valid. Imposing the BBN prior, the value of Y_p is only determined with an order 10 % uncertainty, just as if a flat prior was assumed over the whole range $0 \leq Y_p \leq 1$. Nevertheless, exploiting the dependence of the Helium mass fraction on ξ has a big impact on the way this parameter can be determined by CMB anisotropy data. For a fiducial value $\xi = 0$, we found that the 68% absolute error on this parameter is 0.06 for the minimal model with no extra radiation, and 0.09 for the extended model where ΔN and the neutrino mass fraction f_ν are allowed to vary. In both cases, the result is comparable with the error obtained when using nuclei abundance data alone. If Y_p is assumed to be an independent parameter, with no BBN prior, the effect of ξ on the CMB power spectrum is only via its contribution to the relativistic energy density which shifts the matter-radiation equivalence point. Actually, in this case the 68% bound is up to one order of magnitude weaker, $|\xi| \leq 0.45$, again for our fiducial model with $\xi = 0$. Further spectroscopic measurement of ${}^4\text{He}$ abundance or a better understanding of systematics effects would of course, provide a powerful way of independently constraining (or measuring) the lepton asymmetry in the neutrino sector. Yet comparison with future CMB data will represent an important consistency check.

Acknowledgments

We thank Yvonne Wong for providing us with her fiducial data generation code. GM thanks Université de Savoie for a one month visitorship at LAPTH during which most of this project was completed. JL acknowledges support from the EU 6th Framework

Marie Curie Research and Training network “UniverseNet” (MRTN-CT-2006-035863). Numerical simulations were performed on the MUST cluster at LAPP (IN2P3/CNRS and Université de Savoie). JH was supported by the ANR (Agence Nationale de la Recherche).

References

- [1] [Planck Collaboration], arXiv:astro-ph/0604069.
- [2] W. Hu, D. Scott, N. Sugiyama and M. J. White, Phys. Rev. D **52** (1995) 5498 [arXiv:astro-ph/9505043].
- [3] E. R. Switzer and C. M. Hirata, arXiv:astro-ph/0702145.
- [4] A. Lewis, J. Weller and R. Battye, Mon. Not. Roy. Astron. Soc. **373** (2006) 561 [arXiv:astro-ph/0606552].
- [5] K. A. Olive and E. D. Skillman, Astrophys. J. **617** (2004) 29 [arXiv:astro-ph/0405588].
- [6] Y. I. Izotov, T. X. Thuan and G. Stasinska, arXiv:astro-ph/0702072.
- [7] G. Mangano, G. Miele, S. Pastor, T. Pinto, O. Pisanti and P. D. Serpico, Nucl. Phys. B **729** (2005) 221 [arXiv:hep-ph/0506164].
- [8] R. Trotta and S. H. Hansen, Phys. Rev. D **69** (2004) 023509 [arXiv:astro-ph/0306588].
- [9] K. Ichikawa and T. Takahashi, Phys. Rev. D **73** (2006) 063528 [arXiv:astro-ph/0601099].
- [10] A. D. Dolgov, S. H. Hansen, S. Pastor, S. T. Petcov, G. G. Raffelt and D. V. Semikoz, Nucl. Phys. B **632** (2002) 363 [arXiv:hep-ph/0201287].
- [11] Y. Y. Y. Wong, Phys. Rev. D **66** (2002) 025015 [arXiv:hep-ph/0203180].
- [12] O. Pisanti, A. Cirillo, S. Esposito, F. Iocco, G. Mangano, G. Miele and P. D. Serpico, arXiv:0705.0290 [astro-ph].
- [13] P. D. Serpico, S. Esposito, F. Iocco, G. Mangano, G. Miele and O. Pisanti, JCAP **0412** (2004) 010 [arXiv:astro-ph/0408076].
- [14] A. Lewis and S. Bridle, Phys. Rev. D **66** (2002) 103511 [arXiv:astro-ph/0205436].
- [15] A. Lewis, A. Challinor and A. Lasenby, Astrophys. J. **538** (2000) 473 [arXiv:astro-ph/9911177].
- [16] L. Perotto, J. Lesgourgues, S. Hannestad, H. Tu and Y. Y. Y. Wong, JCAP **0610** (2006) 013 [arXiv:astro-ph/0606227].
- [17] J. Hamann and Y. Y. Y. Wong, arXiv:0709.4423 [astro-ph].
- [18] J. Lesgourgues and S. Pastor, Phys. Rept. **429** (2006) 307 [arXiv:astro-ph/0603494].
- [19] S. Hannestad and G. Raffelt, JCAP **0404** (2004) 008 [arXiv:hep-ph/0312154].
- [20] P. Crotty, J. Lesgourgues and S. Pastor, Phys. Rev. D **69** (2004) 123007 [arXiv:hep-ph/0402049].
- [21] S. Hannestad and G. G. Raffelt, JCAP **0611** (2006) 016 [arXiv:astro-ph/0607101].
- [22] A. Gelman and D. B. Rubin, Statist. Sci. **7** 457-511
- [23] J. Hamann, S. Hannestad, G. G. Raffelt and Y. Y. Y. Wong, JCAP **0708** (2007) 021 [arXiv:0705.0440 [astro-ph]].
- [24] K. Freese, E. W. Kolb and M. S. Turner, Phys. Rev. D **27** (1983) 1689.
- [25] H. S. Kang and G. Steigman, Nucl. Phys. B **372** (1992) 494.
- [26] S. Esposito, G. Miele, S. Pastor, M. Peloso and O. Pisanti, Nucl. Phys. B **590** (2000) 539 [arXiv:astro-ph/0005573].
- [27] S. Esposito, G. Mangano, G. Miele and O. Pisanti, JHEP **0009** (2000) 038 [arXiv:astro-ph/0005571].
- [28] S. H. Hansen, G. Mangano, A. Melchiorri, G. Miele and O. Pisanti, Phys. Rev. D **65** (2002) 023511 [arXiv:astro-ph/0105385].
- [29] V. Barger, J. P. Kneller, P. Langacker, D. Marfatia and G. Steigman, Phys. Lett. B **569** (2003) 123 [arXiv:hep-ph/0306061].
- [30] A. Cuoco, F. Iocco, G. Mangano, G. Miele, O. Pisanti and P. D. Serpico, Int. J. Mod. Phys. A **19** (2004) 4431 [arXiv:astro-ph/0307213].

- [31] P. D. Serpico and G. G. Raffelt, *Phys. Rev. D* **71** (2005) 127301 [arXiv:astro-ph/0506162].
- [32] W. H. Kinney and A. Riotto, *Phys. Rev. Lett.* **83**, 3366 (1999) [arXiv:hep-ph/9903459].
- [33] J. Lesgourgues, S. Pastor and S. Prunet, *Phys. Rev. D* **62**, 023001 (2000) [arXiv:hep-ph/9912363].
- [34] R. Bowen, S. H. Hansen, A. Melchiorri, J. Silk and R. Trotta, *Mon. Not. Roy. Astron. Soc.* **334**, 760 (2002) [arXiv:astro-ph/0110636].
- [35] J. Lesgourgues and S. Pastor, *Phys. Rev. D* **60** (1999) 103521 [arXiv:hep-ph/9904411].
- [36] V. Barger, J. P. Kneller, H. S. Lee, D. Marfatia and G. Steigman, *Phys. Lett. B* **566** (2003) 8 [arXiv:hep-ph/0305075].
- [37] R. H. Cyburt, B. D. Fields, K. A. Olive and E. Skillman, *Astropart. Phys.* **23** (2005) 313 [arXiv:astro-ph/0408033].
- [38] G. Mangano, A. Melchiorri, O. Mena, G. Miele and A. Slosar, *JCAP* **0703** (2007) 006 [arXiv:astro-ph/0612150].