

Stability of toroidal magnetic fields in the solar tachocline and beneath

L.L. Kitchatinov^{1,2,*} and G. Rüdiger¹

¹ Astrophysikalisches Institut Potsdam, An der Sternwarte 16, D-14482 Potsdam, Germany

² Institute for Solar-Terrestrial Physics, P.O. Box 291, Irkutsk 664033, Russia

Received 2007 Sep 25, accepted 2007 Oct 22

Published online 2007 Dec 15

Key words instabilities – magnetohydrodynamics (MHD) – stars: interiors – stars: magnetic fields – Sun: magnetic fields

Stability of toroidal magnetic field in a stellar radiation zone is considered for the cases of uniform and differential rotation. In the rigidly rotating radiative core shortly below the tachocline, the critical magnetic field for instability is about 600 G. The unstable disturbances for slightly supercritical fields have short radial scales ~ 1 Mm. Radial mixing produced by the instability is estimated to conclude that the internal field of the sun can exceed the critical value of 600 G only marginally. Otherwise, the mixing is too strong and not compatible with the observed lithium abundance. Analysis of joint instability of differential rotation and toroidal field leads to the conclusion that axisymmetric models of the laminar solar tachocline are stable to nonaxisymmetric disturbances. The question of whether sun-like stars can possess tachoclines is addressed with positive answer for stars with rotation periods shorter than about two months.

© 2007 WILEY-VCH Verlag GmbH & Co. KGaA, Weinheim

1 Introduction

The problem of stability of toroidal magnetic fields in stellar interiors first addressed by Tayler (1973) is highly relevant for the dynamics of stellar radiation zones. The stability controls which primordial fields can survive inside the stars on evolutionary time scales. Magnetic instabilities are important for transport of angular momentum and chemical species in the radiation zones (Barnes, Charbonneau & MacGregor 1999). The stability problem is also relevant to the origin of the solar tachocline (Gilman 2005).

This paper concerns the stability of toroidal magnetic fields in rotating radiation zones. The analysis is global in horizontal dimensions but the radial scales of unstable disturbances are assumed as short. The smallness of the radial scales is a consequence of the stable stratification. Our mathematical formulation is close to the thin layer approximation of Cally (2003) and Miesch & Gilman (2004). Our aims, however, are quite different. We do not address the growth rates of highly supercritical disturbances but focus on the marginal stability. We also include finite diffusion that is necessary when stability of rigidly rotating region beneath the tachocline is concerned. When diffusion is neglected, the most rapidly growing disturbances have indefinitely short radial scales and the instability can be excited by indefinitely small magnetic field. The unphysical zero wave lengths and field amplitudes are prevented by finite diffusion. The marginal field strength for the rigidly rotating region just beneath the tachocline is about 600 G. Estimation of the radial mixing produced by the instability suggests that the marginal value is close to the upper bound for the inter-

nal field. The mixing is too strong and is not compatible with the observed lithium abundance if the marginal value is considerably exceeded.

Differential rotation can drive its own instability even without magnetic fields (Watson 1981; Dziembowski & Kosovichev 1987). The instability has been extensively studied in 2D approximation of strictly horizontal disturbances. An account for radial displacements in our 3D formulation reduces the magnitude of differential rotation required for the hydrodynamic instability.

We find that axisymmetric models of a laminar solar tachocline do not suffer from nonaxisymmetric magnetic instabilities. The question arises whether stars other than the Sun can possess tachoclines. Evidences on stellar differential rotation used in combination with laminar tachocline theory provide a positive answer for all solar-like stars whose rotation is not too slow.

2 The model

The background state of our model includes differential rotation and toroidal magnetic field. The angular velocity distribution is parameterized as

$$\Omega = \Omega_0 (1 - a \cos^2 \theta), \quad (1)$$

where Ω_0 is the equatorial value of Ω and θ is colatitude. The toroidal field is expressed in terms of the Alfvén angular frequency Ω_A , i.e.

$$\mathbf{B} = r \sin \theta \sqrt{\mu_0 \rho} \Omega_A(r, \theta) \mathbf{e}_\phi, \quad (2)$$

where \mathbf{e}_ϕ is the azimuthal unit vector. The field is assumed to consist of two broad belts antisymmetric about the solar equator:

$$\Omega_A = \Omega_0 b \cos \theta. \quad (3)$$

* Correspondence to: kit@iszf.irk.ru

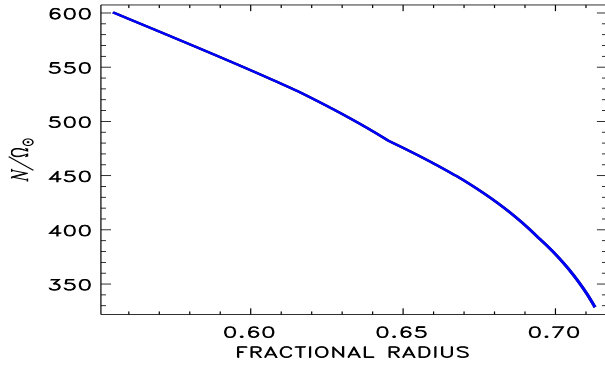


Fig. 1 (online colour at: www.an-journal.org) The buoyancy frequency (Eq. 4) in the upper part of the radiative core of the Sun after the model by Stix & Skaley (1990). The convection zone of the model includes the overshoot layer so that N/Ω_\odot is large immediately beneath the convection zone.

b is the normalized field strength, $b = 1$ means approximate equipartition of rotational and magnetic energies.

The equations for linear perturbations written in the Appendix were derived in Kitchatinov & Rüdiger (2007). The equations apply to the disturbances that are global in horizontal dimensions but short-scaled in radius. The reason why the radial scales are short is the stable (subadiabatic) stratification. The buoyancy frequency, N ,

$$N^2 = \frac{g}{C_p} \frac{\partial s}{\partial r}, \quad (4)$$

enters the normalized equations via the parameter

$$\hat{\lambda} = \frac{N}{\Omega_0 k r}, \quad (5)$$

where g is the gravity, C_p is the heat capacity at constant pressure, $s = C_v \ln(P/\rho^\gamma)$ is the specific entropy, r is the (heliocentric) radius and k is the radial wave number of the disturbances. The ratio N/Ω_0 in stellar radiation zones is a large quantity (Fig. 1). After Eq. (5), disturbances can avoid the stabilizing effect of stratification by decreasing their radial scales. Our results shall confirm this short-wave approximation with $kr \ll 1$.

The equations for small disturbances listed in the Appendix allow two types of equatorial symmetry. We use the standard notations Sm and Am for symmetric and antisymmetric modes, m is the azimuthal wave number. Sm modes have mirror-symmetry (about the equatorial plane) disturbances of the magnetic field B' (symmetric B'_ϕ , B'_r and antisymmetric B'_θ), mirror-antisymmetric velocity u' (symmetric u'_θ and antisymmetric u'_ϕ and u'_r) and antisymmetric perturbations of entropy s' . The symmetries reverse for Am modes. These symmetry conventions are the same as in Gilman, Dikpati & Miesch (2007).

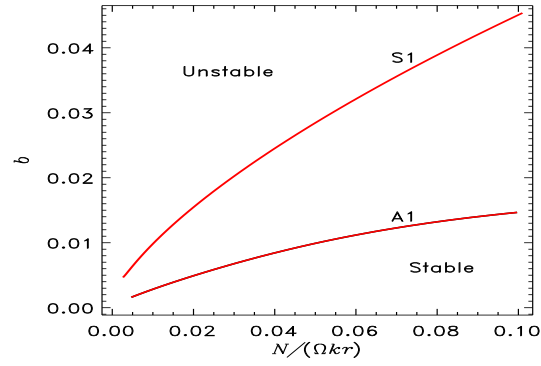


Fig. 2 (online colour at: www.an-journal.org) Stability map for ideal fluid of zero diffusion and rigid rotation. Indefinitely small radial scales are preferred.

3 Results and discussion

3.1 Beneath the tachocline ($a = 0$)

Helioseismology shows that the rotation below the tachocline is almost rigid (Schou et al. 1998). The uniform rotation has minimum kinetic energy for given angular momentum. Rotational energy cannot, therefore, feed any instability so that magnetic instabilities can only be considered.

3.1.1 Ideal fluids

Microscopic diffusion in radiative cores is small and often neglected. We start with the case of ideal fluids with diffusion parameters equal zero. The stability map for this case is shown in Fig. 2.

Only the kink-type ($m = 1$) disturbances are found unstable. The instability remains active for indefinitely small field amplitude b though the range of radial scales of unstable excitations reduces with decreasing b . Therefore, rotation does here not suppress the Tayler instability. The character of rotational influence crucially depends on the toroidal field profile. Pitts & Tayler (1985) found strong rotational suppression but suggested that it might be restricted to the case in which the ratio of rotational to Alfvén velocities is uniform. The results of Fig. 2 confirm the expectation. The results were found with same numerical code as formerly reported strong rotational quenching for uniform Ω_A (Kitchatinov & Rüdiger 2007).

The ideal instability for very weak fields is, however, of mainly academic interest because the unstable disturbances have indefinitely small radial scales. Finite diffusion must, therefore, be included.

3.1.2 Finite diffusion

From now on the finite values

$$\epsilon_\nu = 2 \cdot 10^{-10}, \quad \epsilon_\eta = 4 \cdot 10^{-8}, \quad \epsilon_\chi = 10^{-4}, \quad (6)$$

that are characteristic of the upper part of the solar radiative core are used for the diffusion parameters (Eq. A6). The

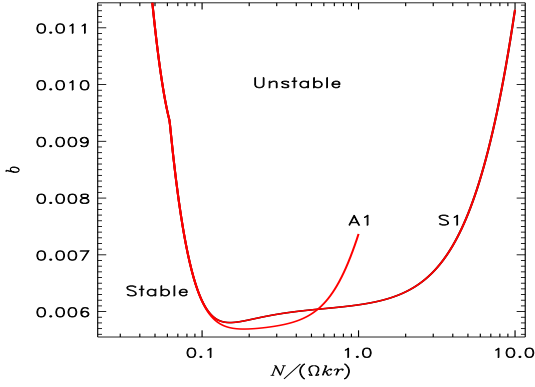


Fig. 3 (online colour at: www.an-journal.org) Stability map for finite diffusion and rigid rotation.

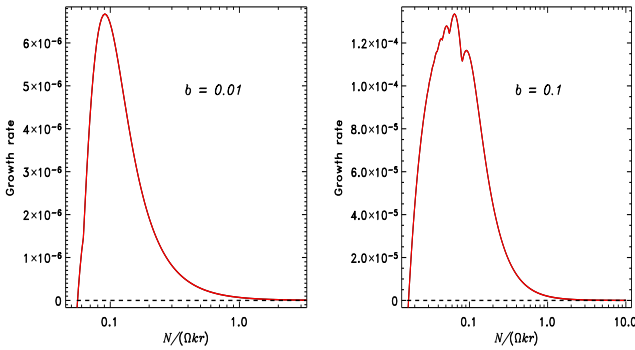


Fig. 4 (online colour at: www.an-journal.org) Growth rates in units of Ω_0 for $b = 0.01$ (left) and $b = 0.1$ (right). The largest rates belong to $\hat{\lambda} \lesssim 0.1$. All curves for most rapidly growing modes.

relation $\chi \gg \eta \gg \nu$ of Eq. (6) is typical of stellar radiation zones.

The stability map computed with finite diffusion is shown in Fig. 3. Small radial scales are now stable due to finite magnetic diffusivity.

For the upper radiation zone of the Sun with $\rho \simeq 0.2 \text{ g/cm}^3$ it follows

$$B_\phi \simeq 10^5 b \text{ G}, \quad \lambda \simeq 10 \hat{\lambda} \text{ Mm}. \quad (7)$$

After Fig. 3, the critical magnetic field for the onset of the instability is thus about 600 G. The modes that first become unstable when this field strength is exceeded have vertical wavelengths between 1 and 2 Mm. For larger field strengths, there is a range of unstable wavelengths. The maximum growth rates remain, however, at the wavelengths $\sim 1 \text{ Mm}$ (Fig. 4). The growth rates are rather small.

The instability radially mixes chemicals. It can thus be relevant for the radial transport of light elements (Barnes et al. 1999). The effective diffusivity, $D_T \simeq \lambda^2 \sigma$ can be estimated from our linear computations. With Eq. (7) this yields

$$D_T \simeq 10^{12} \hat{\lambda}^2 \hat{\sigma} \text{ cm}^2/\text{s}, \quad (8)$$

where $\hat{\sigma}$ is the normalized growth rate given in Fig. 5. Diffusivities in excess of $10^4 \text{ cm}^2 \text{ s}^{-1}$ in the upper radiative core

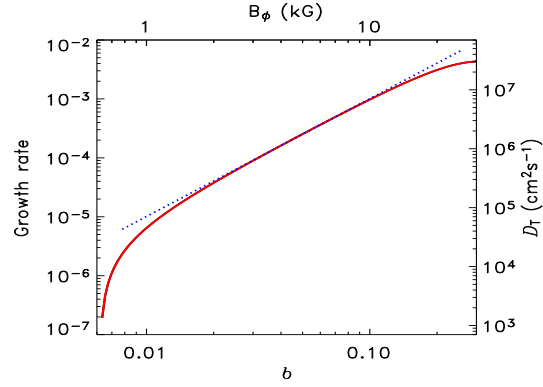


Fig. 5 (online colour at: www.an-journal.org) The growth rate $\hat{\sigma}$ in units of Ω_0 as function of the toroidal field amplitude. The dotted line shows the parabolic approximation $\hat{\sigma} = 0.1b^2$. The scale on the right gives the radial diffusivity of chemical species estimated after Eq. (8).

are not compatible with the observed solar lithium abundance. Hence, the toroidal field amplitude can only slightly exceed the marginal value of about 600 G.

The estimation of light elements mixing seem to exclude the possibility of hydromagnetic dynamo driven by magnetic instability in the solar radiation zone (Spruit 2002). This possibility is also not supported by direct numerical simulations of Zahn, Brun & Mathis (2007).

3.2 Inside the tachocline ($a > 0$)

The helioseismology detections of the tachocline central radius $r_c = (0.693 \pm 0.002) R_\odot$ and (equatorial) thickness $\Delta r = (0.039 \pm 0.013) R_\odot$ (Charbonneau et al. 1999b) place the tachocline mainly if not entirely beneath the base of convection zone at $r = 0.713 R_\odot$ (Basu & Antia 1997; Christensen-Dalsgaard, Gough & Thompson 1991). The stability analysis of toroidal fields of radiative core can thus be applied to the tachocline. The differential rotation with $a > 0$ in Eq. (1) must also be included.

3.2.1 Hydrodynamic stability

Differential rotation can be unstable even without magnetic fields. The hydrodynamic stability of the tachocline has been studied in 2D approximation of strictly horizontal displacements (Charbonneau, Dikpati & Gilman 1999a; Garaud 2001). Here we extend the treatment to 3D.

The resulting stability map is shown in Fig. 6. A1 and S2 modes can be unstable for positive a . The marginal values of a approach constants for large $\hat{\lambda}$. The large- $\hat{\lambda}$ limit reproduces the results of the 2D theory as it should (Kitchatinov & Rüdiger 2007). The minimum a -value for the instability corresponds, however, to finite vertical scales of about 6 Mm.

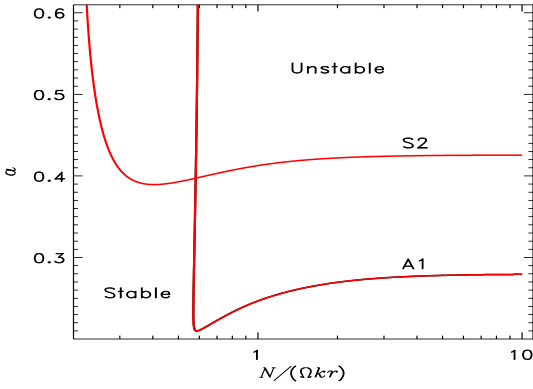


Fig. 6 (online colour at: www.an-journal.org) The map of hydrodynamic instability of differential rotation (1). Most unstable are the perturbations of A1 symmetry type with the vertical scale $\hat{\lambda} \simeq 0.6$. The critical magnitude of latitudinal shear is reduced to 0.21 compared to the 0.28 of 2D theory.

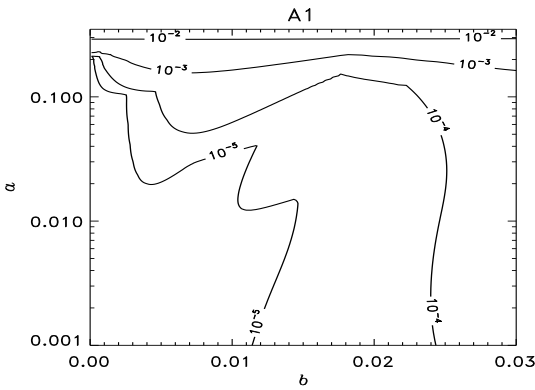


Fig. 7 Isolines of small growth rates on the plane of differential rotation and toroidal field parameters a and b of Eqs. (1) and (3). Laminar tachocline models are stable.

3.2.2 Joint instabilities

Growth rates of joint instabilities for $b \sim 1$ have been discussed by Cally (2003) and Gilman et al. (2007). Now we concern the marginal stability that is important in relation to the models of laminar tachocline formed by a weak internal magnetic field (Rüdiger & Kitchatinov 2007).

Isolines of the very small growth rates for A1 and S1 modes for the a and b parameters of differential rotation and magnetic field are shown in Figs. 7 and 8. The growth rates are optimized in $\hat{\lambda}$, i.e. $\hat{\lambda}$ has been varied to find the maximum growth rates for given a and b . From Sect. 3.2.1 we know that differential rotation is stable to S1 disturbances. For sufficiently large a , the S1 modes become unstable for very small magnetic field (Fig. 8). The characteristic growth rates of this mode are nevertheless large compared to S2 disturbances.

The models for the laminar solar tachocline are valid for microscopic diffusivities or sufficiently low turbulent diffusivities up to about $10^7 \text{ cm}^2/\text{s}$ (Kitchatinov & Rüdiger 2006). According to Eq. (8), this means growth rates up to $\hat{\sigma} \sim 10^{-3}$. The laminar tachocline models have toroidal

field amplitudes of about 200 G or $b \simeq 0.002$. The maximum field in the models is attained at those depths where latitudinal differential rotation is reduced to about 10%. Figures 7 and 8 show that the axisymmetric models for the laminar solar tachocline are *stable to nonaxisymmetric disturbances*.

3.2.3 Do stars other than the Sun possess tachoclines?

Observations of Barnes et al. (2005) and theoretical models of Kitchatinov & Rüdiger (1999) and Küker & Stix (2001) suggest that the absolute value $\Delta\Omega$ of differential rotation is almost independent of the rotation rate for stars of given mass (but increases with mass). Figure 9 reformulates the stability map for the (most easily excited) A1 modes in terms of the magnetic field strength and angular velocity of a star of solar mass assuming $\Delta\Omega = a\Omega_0 = \text{const}$ and using Eqs. (2) and (3) to recover B_ϕ .

The toroidal field amplitude in the laminar tachocline models is controlled by $\Delta\Omega$ and fluid density only. Therefore, the limit $B \simeq 200 \text{ G}$ of the solar tachocline model does also apply to the stars of same mass but different rotation rates. The star moves down on Fig. 9 along a vertical line of $B \simeq 200 \text{ G}$ as the star spins down with age. The toroidal field can be only mildly unstable ($\hat{\sigma} < 10^{-3}$) for the laminar tachocline model to apply. All solar mass stars with rotation periods shorter than about two months should thus possess tachoclines after Fig. 9.

Acknowledgements. This work was supported by the Deutsche Forschungsgemeinschaft and by the Russian Foundation for Basic Research (project 05-02-16326).

References

- Barnes, G., Charbonneau, P., MacGregor, K.B.: 1999, *ApJ* 511, 466
- Barnes, J.R., Cameron, A.C., Donati, J.-F., James, D.J., Marsden, S.C., Petit, P.: 2005, *MNRAS* 357, L1
- Basu, S., Antia, H.M.: 1997, *MNRAS* 287, 189
- Cally, P.S.: 2003, *MNRAS* 339, 957
- Charbonneau, P., Dikpati, M., Gilman, P.A.: 1999a, *ApJ* 526, 523

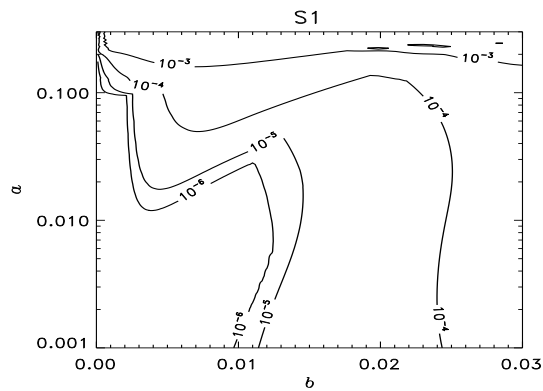


Fig. 8 Same as in Fig. 7 but for S1 modes.

- Charbonneau, P., Christensen-Dalsgaard, J., Henning, R., Larsen, R.M., Schou, J., Thompson, M.J., Tomczyk, S.: 1999b, *ApJ* 527, 445
- Christensen-Dalsgaard, J., Gough, D.O., Thompson, M.J.: 1991, *ApJ* 378, 413
- Dziembowski, W., Kosovichev, A.G.: 1987, *AcA* 37, 341
- Garaud, P.: 2001, *MNRAS* 324, 68
- Gilman, P.A.: 2005, *AN* 326, 208
- Gilman, P.A., Dikpati, M., Miesch, M.S.: 2007, *ApJS* 170, 203
- Kitchatinov, L.L., Rüdiger, G.: 1999, *A&A* 344, 911
- Kitchatinov, L.L., Rüdiger, G.: 2006, *A&A* 453, 329
- Kitchatinov, L.L., Rüdiger, G.: 2007, *astro-ph/0701847*
- Küker, M., Stix, M.: 2001, *A&A* 366, 668
- Miesch, M.S., Gilman, P.A.: 2004, *SoPh* 220, 287
- Pitts, E., Tayler, R.J.: 1985, *MNRAS* 216, 139
- Rüdiger, G., Kitchatinov, L.L.: 1997, *AN* 318, 273
- Rüdiger, G., Kitchatinov, L.L.: 2007, *NJPh* 9, 302
- Schou, J., Antia, H.M., Basu, S., et al.: 1998, *ApJ* 505, 390
- Spruit, H. C.: 2002, *A&A* 381, 923
- Stix, M., Skaley, D.: 1990, *A&A* 232, 234
- Tayler, R.J.: 1973, *MNRAS* 161, 365
- Watson, M.: 1981, *GApFD* 16, 285
- Zahn, J.-P., Brun, A.S., Mathis, S.: 2007, *A&A* 474, 145

A Linear stability equations

The equations used in our stability analysis represent the eigenvalue problem resulting from the exponential time dependence $\exp(-i\omega t)$ of the disturbances. The dependencies on azimuth and radius are taken as Fourier modes $\exp(im\phi + ikr)$. The equations are formulated in terms of scalar potentials for the vector magnetic and velocity fields (Kitchatinov & Rüdiger 2007).

The equation for the potential V of the poloidal flow reads

$$\begin{aligned} \hat{\omega}(\hat{L}V) = & -\hat{\lambda}^2(\hat{L}S) - i\frac{\epsilon_\nu}{\hat{\lambda}^2}(\hat{L}V) \\ & - 2\mu\hat{\Omega}(\hat{L}W) - 2(1-\mu^2)\frac{\partial(\mu\hat{\Omega})}{\partial\mu}\frac{\partial W}{\partial\mu} - 2m^2\frac{\partial\hat{\Omega}}{\partial\mu}W \\ & + 2\mu\hat{\Omega}_A(\hat{L}B) + 2(1-\mu^2)\frac{\partial(\mu\hat{\Omega}_A)}{\partial\mu}\frac{\partial B}{\partial\mu} \\ & + 2m^2\frac{\partial\hat{\Omega}_A}{\partial\mu}B - m\hat{\Omega}_A(\hat{L}A) - 2m\frac{\partial(\mu\hat{\Omega}_A)}{\partial\mu}A \\ & - 2m(1-\mu^2)\frac{\partial\hat{\Omega}_A}{\partial\mu}\frac{\partial A}{\partial\mu} + m\hat{\Omega}(\hat{L}V) \\ & + 2m\frac{\partial(\mu\hat{\Omega})}{\partial\mu}V + 2m(1-\mu^2)\frac{\partial\hat{\Omega}}{\partial\mu}\frac{\partial V}{\partial\mu}, \end{aligned} \quad (A1)$$

where $\hat{\lambda}$ is the normalized radial wave length (5). The dimensionless eigenvalue $\hat{\omega}$, the angular velocity $\hat{\Omega}$ and the Alfvén angular frequency $\hat{\Omega}_A$ are all normalized to Ω_0 , $\mu = \cos\theta$, and

$$\hat{L} = \frac{\partial}{\partial\mu}(1-\mu^2)\frac{\partial}{\partial\mu} - \frac{m^2}{1-\mu^2}.$$

The complete system of five equations also includes the equation for the potential W of toroidal flow

$$\begin{aligned} \hat{\omega}(\hat{L}W) = & -i\frac{\epsilon_\nu}{\hat{\lambda}^2}(\hat{L}W) + m\hat{\Omega}(\hat{L}W) \\ & - m\hat{\Omega}_A(\hat{L}B) - mW\frac{\partial^2}{\partial\mu^2}((1-\mu^2)\hat{\Omega}) \\ & + mB\frac{\partial^2}{\partial\mu^2}((1-\mu^2)\hat{\Omega}_A) + (\hat{L}V)\frac{\partial}{\partial\mu}((1-\mu^2)\hat{\Omega}) \end{aligned}$$

$$\begin{aligned} & + \left(\frac{\partial}{\partial\mu}\left((1-\mu^2)^2\frac{\partial\hat{\Omega}}{\partial\mu}\right) - 2(1-\mu^2)\hat{\Omega}\right)\frac{\partial V}{\partial\mu} \\ & - \left(\frac{\partial}{\partial\mu}\left((1-\mu^2)^2\frac{\partial\hat{\Omega}_A}{\partial\mu}\right) - 2(1-\mu^2)\hat{\Omega}_A\right)\frac{\partial A}{\partial\mu} \\ & - (\hat{L}A)\frac{\partial}{\partial\mu}((1-\mu^2)\hat{\Omega}_A), \end{aligned} \quad (A2)$$

the equation for the potential B of toroidal magnetic disturbances

$$\begin{aligned} \hat{\omega}(\hat{L}B) = & -i\frac{\epsilon_\eta}{\hat{\lambda}^2}(\hat{L}B) + m\hat{L}(\hat{\Omega}B) - m\hat{L}(\hat{\Omega}_A W) \\ & - m^2\frac{\partial\hat{\Omega}}{\partial\mu}A - \frac{\partial}{\partial\mu}\left((1-\mu^2)^2\frac{\partial\hat{\Omega}}{\partial\mu}\frac{\partial A}{\partial\mu}\right) \\ & + m^2\frac{\partial\hat{\Omega}_A}{\partial\mu}V + \frac{\partial}{\partial\mu}\left((1-\mu^2)^2\frac{\partial\hat{\Omega}_A}{\partial\mu}\frac{\partial V}{\partial\mu}\right), \end{aligned} \quad (A3)$$

the equation for the poloidal magnetic disturbances

$$\hat{\omega}(\hat{L}A) = -i\frac{\epsilon_\eta}{\hat{\lambda}^2}(\hat{L}A) + m\hat{\Omega}(\hat{L}A) - m\hat{\Omega}_A(\hat{L}V), \quad (A4)$$

and the equation for the entropy perturbations

$$\hat{\omega}S = -i\frac{\epsilon_\chi}{\hat{\lambda}^2}S + m\hat{\Omega}S + \hat{L}V. \quad (A5)$$

The equations include finite diffusion via the parameters

$$\epsilon_\nu = \frac{\nu N^2}{\Omega_0^3 r^2}, \quad \epsilon_\eta = \frac{\eta N^2}{\Omega_0^3 r^2}, \quad \epsilon_\chi = \frac{\chi N^2}{\Omega_0^3 r^2}, \quad (A6)$$

where ν , η , and χ are the viscosity, the magnetic diffusivity and the heat conductivity, respectively.

The disturbances in physical units can be recovered with

$$\begin{aligned} P_v = & (\Omega_0 r^2/k) V, \quad T_v = (\Omega_0 r^2) W, \quad s' = -\frac{iC_p N^2}{gkr} S, \\ P_m = & (\sqrt{\mu_0 \rho} \Omega_0 r^2/k) A, \quad T_m = (\sqrt{\mu_0 \rho} \Omega_0 r^2) B, \end{aligned} \quad (A7)$$

and the vector magnetic and velocity fields can then be restored with

$$\begin{aligned} \mathbf{B}' = & \frac{e_r}{r^2} \hat{L}P_m - \frac{e_\theta}{r} \left(\frac{1}{\sin\theta} \frac{\partial T_m}{\partial\phi} + \frac{\partial^2 P_m}{\partial r \partial\theta} \right) \\ & + \frac{e_\phi}{r} \left(\frac{\partial T_m}{\partial\theta} - \frac{1}{\sin\theta} \frac{\partial^2 P_m}{\partial r \partial\phi} \right), \\ \mathbf{u}' = & \frac{e_r}{r^2} \hat{L}P_v - \frac{e_\theta}{r} \left(\frac{1}{\sin\theta} \frac{\partial T_v}{\partial\phi} + \frac{\partial^2 P_v}{\partial r \partial\theta} \right) \\ & + \frac{e_\phi}{r} \left(\frac{\partial T_v}{\partial\theta} - \frac{1}{\sin\theta} \frac{\partial^2 P_v}{\partial r \partial\phi} \right), \end{aligned} \quad (A8)$$

where e_r , e_θ and e_ϕ are unit vectors in radial, meridional and azimuthal directions, respectively.

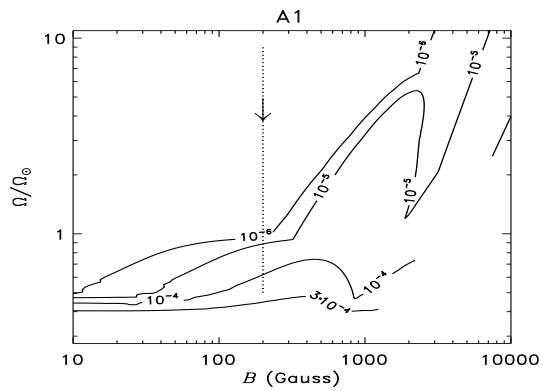


Fig. 9 Isolines of small growth rates of A1 modes for various rotation rates and toroidal field amplitudes. The vertical dashed line shows the evolutionary track of a star according to the laminar tachocline models. Solar mass stars rotating not much slower than the Sun are predicted to possess tachoclines.