

# Quantum phase transitions in the systems of parallel quantum dots

Rok Žitko<sup>1</sup> and Janez Bonča<sup>2,1</sup>

<sup>1</sup>*J. Stefan Institute, Ljubljana, Slovenia*

<sup>2</sup>*Faculty of Mathematics and Physics, University of Ljubljana, Ljubljana, Slovenia*

(Dated: October 29, 2018)

We study the low-temperature transport properties of the systems of parallel quantum dots described by the  $N$ -impurity Anderson model. We calculate the quasiparticle scattering phase shifts, spectral functions and correlations as a function of the gate voltage for  $N$  up to 5. For any  $N$ , the conductance at the particle-hole symmetric point is unitary. For  $N \geq 2$ , a transition from ferromagnetic to antiferromagnetic impurity spin correlations occurs at some gate voltage. For  $N \geq 3$ , there is an additional transition due to an abrupt change in average impurity occupancy. For odd  $N$ , the conductance is discontinuous through both quantum phase transitions, while for even  $N$  only the magnetic transition affects the conductance. Similar effects should be experimentally observable in the systems of quantum dots with ferromagnetic conduction-band-mediated inter-dot exchange interactions.

PACS numbers: 72.10.Fk, 72.15.Qm, 73.63.Kv

Parallel double quantum dots in semiconductor heterostructures exhibit many interesting quantum effects at low temperatures, such as the formation of molecular states, Aharonov-Bohm oscillations, phase lapses and the Kondo effect [1, 2, 3, 4, 5, 6, 7]. They are also predicted to exhibit quantum phase transitions of different kinds [8, 9]. Inter-dot exchange interactions, both ferromagnetic (FM) and antiferromagnetic (AFM), play a central role in such systems [10, 11, 12, 13, 14, 15, 16, 17]. Furthermore, the phase coherent electron transport leads to various possible interference effects and Fano anti-resonances [18, 19, 20, 21]. Recently, few-electron triple quantum dot structures have been fabricated [22, 23] and even more complex multi-dot nanostructures can in principle also be assembled. It is thus appropriate to endeavor the studies of new phenomena which occur in multiple-dot systems.

The simplest  $N$ -impurity Anderson model for several dots embedded in parallel between two conduction leads in a left-right symmetric way (see the insets in Fig. 1a) is defined by  $H = H_b + \sum_{i=1}^N H_i$ , where  $H_b$  describes a band with a constant density of states  $\rho = 1/2D$  ( $2D$  is the bandwidth) and

$$H_i = \delta n_i + \frac{U}{2}(n_i - 1)^2 + V \sum_{k\sigma} (c_{k\sigma}^\dagger d_{i\sigma} + \text{H.c.}). \quad (1)$$

Parameter  $\delta = \epsilon + U/2$  is related to the gate voltage,  $U$  is the electron-electron repulsion and we assume that all impurities hybridize with the same left-right symmetric combinations of states from both leads with a constant hybridization function  $\Gamma = \pi\rho V^2$ ; this corresponds to taking the limit of small inter-dot separation [8]. The inter-dot tunneling coupling and capacitive coupling (inter-dot charge repulsion) are assumed small and all dots are equivalent: the system thus has  $S_N$  symmetric group symmetry of all possible permutations of dot labels  $i$ . At the particle-hole (p-h) symmetric point,  $\delta = 0$ , and for  $U/\pi\Gamma \gg 1$ , the conduction-band-mediated inter-dot exchange interaction induces FM alignment of the impurity spins and the system undergoes the spin- $N/2$  Kondo effect ending up in an underscreened strong-

coupling (SC) Fermi liquid fixed point with residual spin  $N/2 - 1/2$  [8, 11, 12, 15, 24, 25, 26, 27]. For very large  $\delta/U$ , the impurities are unoccupied and the system is in the frozen-impurity (FI) fixed-point with no residual spin. In the single-impurity ( $N = 1$ ) case, the SC and FI fixed points lie on the same line of fixed points and they differ only in the strength of the potential scattering [28]. For  $N \geq 2$ , however, the SC and FI lines of fixed points are qualitatively different (each corresponding to a different residual spin) and must be separated by at least one quantum phase transition (QPT) [29].

A reliable technique to study the low-temperature properties of coupled quantum dot systems is the numerical renormalization group (NRG) [30, 31]. In this Letter, we show that for any  $N \geq 2$ , the FM alignment collapses at some critical value  $\delta_{c1}$  and that for  $\delta > \delta_{c1}$  the inter-impurity spin-spin correlations are AFM. For  $N \geq 3$ , there is precisely one additional QPT at slightly higher  $\delta_{c2}$  related to an abrupt change in the average impurity occupancy. The essential novelty of our results is that certain of these phase transitions can be easily detected in zero-bias conductance measurements.

*Conductance.* – The on-site energy  $\epsilon$  can be regulated using the gate voltages to tune the charge state (occupancy) on the dots. Gate-voltage dependent conductance is shown in Fig. 1a for  $N = 1, \dots, 5$  for a range of magnetic field strengths. The conductance is calculated as  $G = G_0/2 \sum_{\sigma=\uparrow,\downarrow} \sin^2 \delta_{\text{q.p.}}^\sigma$ , where  $G_0 = 2e^2/h$  is the conductance quantum [32] and the quasiparticle scattering phase shifts  $\delta_{\text{q.p.}}^\sigma$  are extracted from the NRG excitation spectra.

At  $\delta = 0$ , the systems are fully conducting at zero field and there is a wide plateau of high conductance associated with the spin- $N/2$  Kondo effect [8]. While the  $N = 1$  system smoothly crosses over from the Kondo regime to the non-conducting FI regime, in the multi-impurity case we observe sharp discontinuities: one discontinuity for  $N$  even and two discontinuities for  $N$  odd. The conductance culminates in a unitary peak slightly below  $\epsilon = 0$  (i.e. below  $\delta/U = 1/2$ ) for all  $N \geq 2$ . The origin of this peak is simply potential scattering. The magnetic field  $B$  has a strong effect on the Kondo

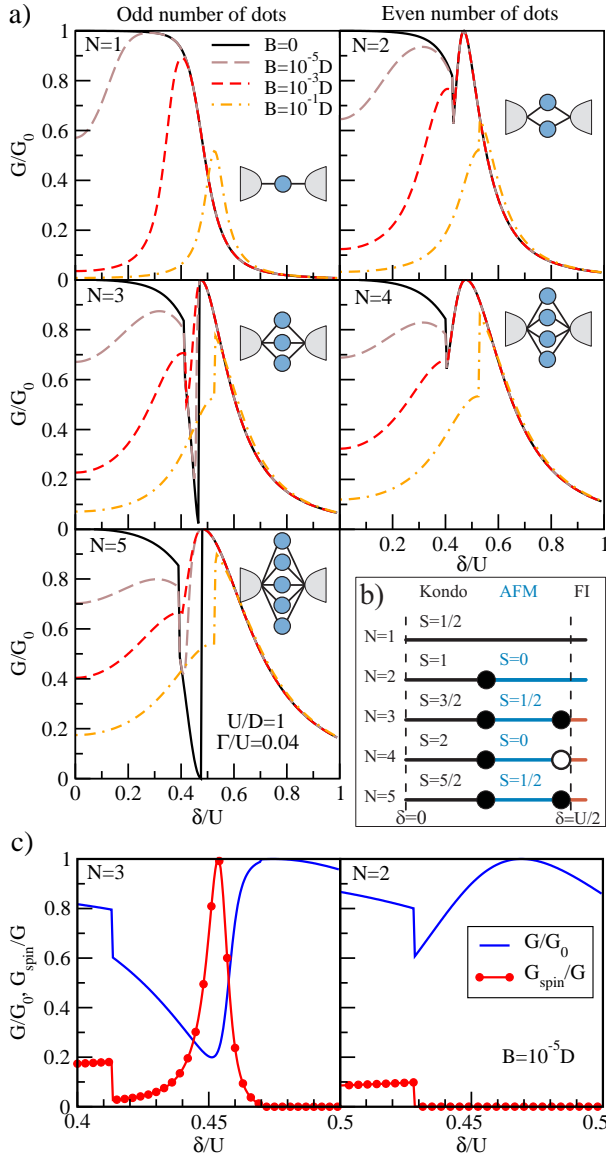


Figure 1: (color online) a) Zero-temperature conductance through systems of  $N$  parallel quantum dots as a function of the gate voltage for a range of magnetic fields. The in-plane field only leads to Zeeman splitting; no magnetic flux pierces the rings formed by pairs of dots.  $\Lambda = 4$ ; NRG iterations were performed until the zero temperature limit was reached.  $T_K = 3.3 \cdot 10^{-6}D$  (for  $N = 2$ ). The magnetic field is measured in units of  $g\mu_B$ . Only  $\delta > 0$  is shown due to the symmetry of the problem. b) Zero-temperature phase diagram delimiting the different regimes as a function of the gate voltage. Filled circles (●) correspond to phase transitions visible in conductance, while the empty circle (○) denotes the phase transition with no associated conductance discontinuity. c) Conductance and spin conductance in small magnetic field in the transition region.

plateau: the conductance is significantly reduced as soon as  $B$  is of the order of the Kondo temperature  $T_K$ . The potential scattering peak is only affected by extremely high fields of the order of  $U$ .

*Quantum phase transitions.* – Conductance discontinuities

find their counterparts in the jumps of the total impurity occupancy and spin-spin correlation  $\langle \mathbf{S}_i \cdot \mathbf{S}_j \rangle$  (Fig. 2a); a new feature, however, is the existence of two points of discontinuity for  $N = 4$  while the conductance only exhibits one. In the Kondo regime for  $\delta < \delta_{c1}$ , the systems are nearly half-filled and spins are aligned [8]. As we cross  $\delta_{c1}$ , the occupancy abruptly decreases and the spin correlations turn from FM to AFM. For  $N \geq 3$ , a second discontinuity occurs at somewhat higher  $\delta_{c2}$ ; its characteristic property is the occupancy jump by almost exactly  $N - 2$ , from  $N - 1$  to 1. According to the Friedel sum rule, a change in the occupancy by  $n$  is mirrored in a change of the scattering phase shift by  $\Delta\delta_{\text{q.p.}} = n\pi/2$ . This explains the conductance jump from  $G = 0$  to  $G = G_0$  in the case of odd  $N \geq 3$  and the absence of the second conductance discontinuity for even  $N \geq 4$ . It is remarkable that the second QPT occurs precisely at the point where the conductance is extremal.

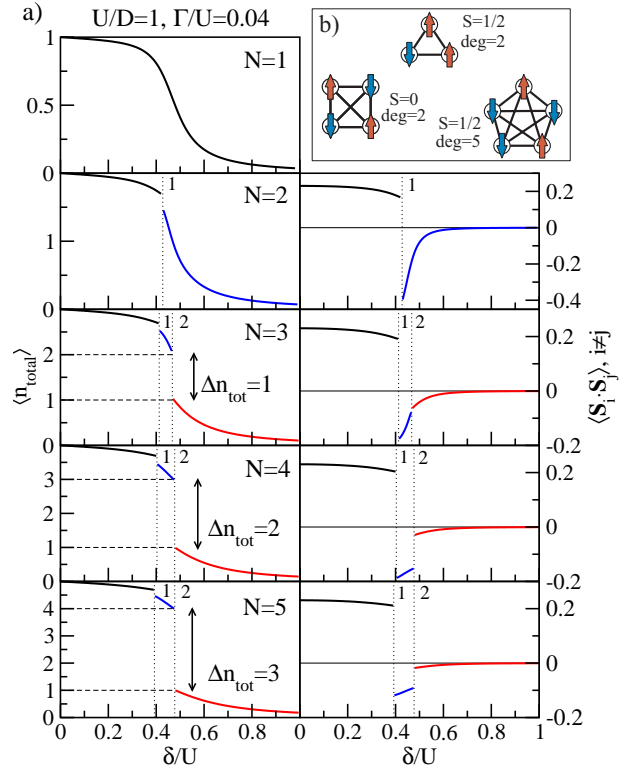


Figure 2: (color online) a) Total occupancy (charge) and spin-spin correlation between pairs of spins as a function of the gate voltage. b) Schematic representations of the spin configurations in the intermediate AFM ordered phases, their total spins and degeneracies for  $N \geq 3$ .

The discontinuities originate from an interplay of the RKKY interactions [8], the presence of the bound states in the continuum [11, 19, 21], and the occupancy switching [33, 34, 35]. We note that only the symmetric state described by the operator  $d_{\text{sym}}^\dagger = 1/\sqrt{N} \sum_i d_i^\dagger$  hybridizes directly with the conduction band, while all asymmetric states are decoupled. A close-up on the points of discontinuity for  $N = 2, 3$

is shown in Fig. 3. As we move away from  $\delta = 0$ , only the symmetric state is depopulated until we reach  $\delta_{c1}$ . At this point, the asymmetric levels are depopulated and the symmetric level re-populated (up to exactly 1 for  $N = 2$ ); such occupancy switching stems from the competition between the  $\Gamma$ -dependent coupling of dots to the conduction band and the charging energy  $U$  [35]. Between  $\delta_{c1}$  and  $\delta_{c2}$ , the occupancy of all states decreases until at  $\delta_{c2}$  another charge oscillation occurs in which the occupancy of the asymmetric states plummets. Both transitions can be classified as first-order boundary quantum phase transitions (level-crossing) [33]; the schematic phase diagram is shown in Fig. 1b.

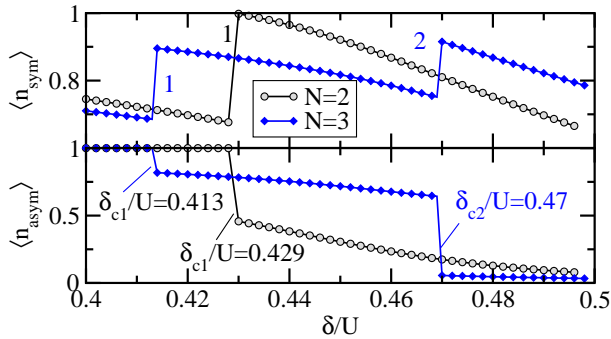


Figure 3: (color online) Expectation values in the symmetric and asymmetric basis for  $N = 2$  and 3 systems. The asymmetric combination of states considered is  $d_{\text{asym}}^\dagger = 1/\sqrt{2}(d_1^\dagger - d_2^\dagger)$ .

For  $\delta_{c1} \lesssim \delta$  ( $N = 2$ ) and for  $\delta_{c1} < \delta < \delta_{c2}$  ( $N \geq 3$ ), each spin interacts with every other spin antiferromagnetically with an equal strength. The ground state of such effective Heisenberg Hamiltonian consists of one singlet for  $N = 2$ , two degenerate doublets for  $N = 3$ , two degenerate singlets for  $N = 4$ , etc. [36], see Fig. 2b. Results for magnetic susceptibility and entropy demonstrate that in odd- $N$  systems the spin degree of freedom is screened by the spin-1/2 Kondo effect and that the residual entropy is the logarithm of the additional degeneracy of the ground state spin multiplets. This implies that in this phase (for  $N \geq 3$ ) there are several equally probable ways for the electron spin ordering. Consequently, this “magnetic-frustration” phase is sensitive to the breaking of the  $S_N$  symmetry between the impurities which lifts the degeneracy. For odd  $N$  and for weak magnetic field, the transmitted current in this regime becomes fully spin polarized at some gate voltage (it should be noted that in the presence of magnetic field the phase transition at  $\delta_{c2}$  is replaced by a cross-over [27]), see the plot of  $G_{\text{spin}}/G$  where  $G_{\text{spin}} = G_0/2(\sin^2 \delta_{\text{q.p.}}^\uparrow - \sin^2 \delta_{\text{q.p.}}^\downarrow)$  is spin current and  $G$  is total (charge) current, Fig. 1c. Thus the  $N = 3$  device might function as a spin filter [27, 37, 38].

For decreasing interaction strength  $U$ , the discontinuous features in the conduction plots narrow down and disappear for  $U = 0$ ; at this point the conduction curve consists of a single Lorentzian peak of width  $N\Gamma$  centered at  $\delta = 0$ . This demonstrates that the conduction discontinuities are adiabatically connected with the ghost Fano resonances (bound states

in the continuum) found in the systems of noninteracting parallel dots [19, 21].

**Robustness.** – Finite inter-dot charge repulsion  $U_{12}$  and inter-dot hopping  $t$  have little effect as long as  $U_{12} \ll U$ ,  $t \ll U - U_{12}$  and  $4t^2/(U - U_{12}) \ll J_{\text{eff}}$ , where  $J_{\text{eff}}$  is the effective conduction-band mediated inter-impurity exchange interaction [8]. The first two constraints are easily met in experiments [39] and together they imply the third unless  $J_{\text{eff}}$  is very small.

The  $S_N$  symmetry is broken if the strengths of the hybridization  $\Gamma_i$  of each impurity to the conduction band are made unequal, or if different gate voltages  $\epsilon_i$  are applied to the dots. This leads to smearing of the discontinuities in the occupancy and correlation functions; nevertheless, the discontinuities in the conductance curves persist (i.e. level-crossings still occur). Curiously, the first discontinuity in the conductance no longer coincides with the sign change of  $\langle \mathbf{S}_i \cdot \mathbf{S}_j \rangle$ .

For a generic problem of parallel dots, in particular if left-right (L-R) and  $S_N$  symmetries are weakly broken, the anti-symmetric combinations of the conduction band electrons become relevant and we need to consider the full  $N$ -impurity two-channel model. In this case, the spin- $N/2$  Kondo effect is followed by another stage of the Kondo screening to  $S = N/2 - 1$  at significantly lower Kondo temperature  $T_K^{(2)}$ . This leads to a phase shift of  $\pi/2$  in the odd scattering channel and the zero-temperature conductance in the “Kondo regime” becomes very small [32] (see Refs. [15, 20, 27] for the  $N = 2$  case). Nevertheless, if L-R breaking is weak, the conductance curves shown in Fig. 1 are a good approximation for the finite-temperature conductance in the experimentally relevant  $T_K \gg T \gg T_K^{(2)}$  range.

**Spectral functions.** – In Fig. 4a, we plot spectral functions  $A_{ij}(\omega) = -1/(2\pi)\text{Im}(G_{ij}^r + G_{ji}^r)$  for  $N = 1$  and 2 at the p-h symmetric point [40]. The diagonal spectral functions  $A_i = A_{ii}$  represent the on-site density of states, while the out-of-diagonal spectral functions  $A_{ij}$  with  $i \neq j$  are related to the processes where one electron is injected at one site and later extracted at a different site. The peak in  $A_i$  at  $U/2$  is the familiar charge excitation peak that is observed for all  $N$ ; for  $N \geq 2$  a small negative peak appears in the out-of-diagonal spectral densities  $A_{ij}$ . Additional features for  $J_{\text{eff}} \lesssim \omega \lesssim U$  are related to the magnetic alignment [16, 41]: the diagonal spectral function exhibits a broad hump which peaks at  $\sim J_{\text{eff}}$ , while the out-of-diagonal spectral function exhibit a slight depression. For  $\omega < J_{\text{eff}}$  when the spins align, all  $A_{ij}$  curves merge into a Kondo resonance.

In Fig. 4b, we plot the symmetrized and normalized spectral density function  $g(\omega) = \pi\Gamma \sum_{ij} A_{ij}$ , which determines the conductance through the dots as  $G = G_0 \int (-\partial f/\partial \omega) g d\omega$ , where  $f$  is the Fermi-Dirac distribution function [40, 42]. In a simple approximation,  $g(\omega)$  at  $\omega = T$  indicates the conductance through the system at temperature  $T$ . Only for  $N = 1$  is the approach to the unitary conductance at  $T = 0$  rapid (quadratic), as expected for regular Fermi liquid systems. For  $N \geq 2$ , the Kondo resonance is cusp-like and the approach

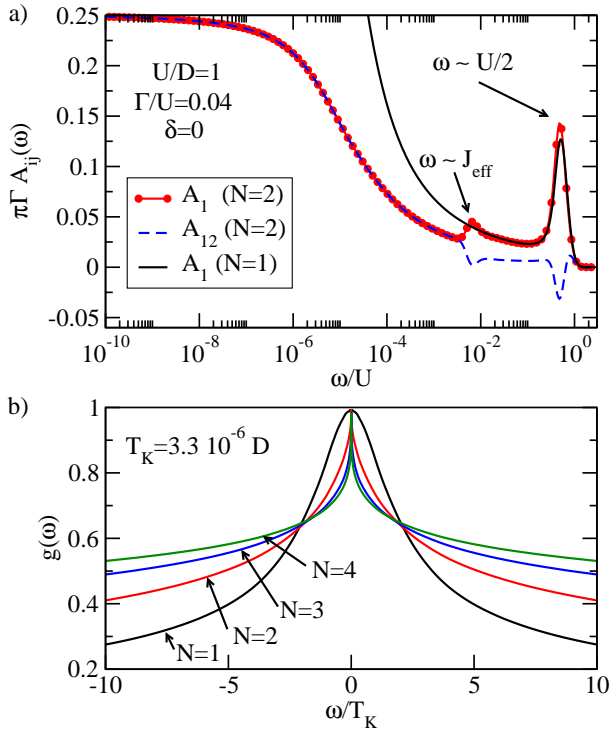


Figure 4: (color online) a) Normalized spectral functions  $\pi\Gamma A_{ij}(\omega)$  and b) function  $g(\omega) = \pi\Gamma \sum_{ij} A_{ij}(\omega)$ .

to the unitary conductance is very slow (logarithmic) [24, 43]. This is characteristic for underscreened Kondo systems which behave as singular Fermi liquids [43, 44].

*Conclusion.* – For  $N \geq 3$ , the  $N$ -impurity Anderson model undergoes two phase transitions. The first transition separates the spin alignment and the associated spin- $N/2$  Kondo screening from the spin anti-alignment with magnetic frustration and (for odd  $N$ ) Kondo screening of the spin-1/2 moment. The second transition reflects the instability of the phases with the occupancy in the interval  $1 < \langle n_{\text{tot}} \rangle < N - 1$ . Furthermore, for odd  $N$  the system abruptly switches from being fully conducting to zero conductance; this would facilitate the experimental observation of similar effects in quantum dot systems and might even have applications as a switch or a transistor with very high on-off ratio. In addition, the odd  $N$  system appears as a possible realization of gate voltage switchable spin filter device.

The authors acknowledge the financial support of the SRA under Grant No. P1-0044.

[1] A. W. Holleitner, A. Chudnovskiy, D. Pfannkuche, K. Eberl, and R. H. Blick, Phys. Rev. B **70**, 075204 (2004).  
 [2] T. Hatano, M. Stopa, and S. Tarucha, Science **309**, 268 (2005).  
 [3] M. Sigrist, A. Fuhrer, T. Ihn, K. Ensslin, S. E. Ulloa, W. Wegscheider, and M. Bichler, Phys. Rev. Lett. **93**, 066802 (2004).

[4] M. Sigrist, T. Ihn, K. Ensslin, D. Loss, M. Reinwald, and W. Wegscheider, Phys. Rev. Lett. **96**, 036804 (2006).  
 [5] J. C. Chen, A. M. Chang, and M. R. Melloch, Phys. Rev. Lett. **92**, 176801 (2004).  
 [6] N. J. Craig, J. M. Taylor, E. A. Lester, C. M. Marcus, M. P. Hanson, and A. C. Gossard, Science **304**, 565 (2004).  
 [7] S. Sasaki, S. Kang, K. Kitagawa, M. Yamaguchi, S. Miyashita, T. Maruyama, H. Tamura, T. Akazaki, Y. Hirayama, and H. Takayanagi, Phys. Rev. B **73**, 161303(R) (2006).  
 [8] R. Žitko and J. Bonča, Phys. Rev. B **74**, 045312 (2006).  
 [9] L. G. G. V. Dias da Silva, N. P. Sandler, K. Ingersent, and S. E. Ulloa, Phys. Rev. Lett. **97**, 096603 (2006).  
 [10] R. López, R. Aguado, and G. Platero, Phys. Rev. Lett. **89**, 136802 (2002).  
 [11] R. López, D. Sánchez, M. Lee, M.-S. Choi, P. Simon, and K. Le Hur, Phys. Rev. B **71**, 115312 (2005).  
 [12] Y. Utsumi, J. Martinek, P. Bruno, and H. Imamura, Phys. Rev. B **69**, 155320 (2004).  
 [13] P. Simon, R. López, and Y. Oreg, Phys. Rev. Lett. **94**, 086602 (2005).  
 [14] P. Simon, Phys. Rev. B **71**, 155319 (2005).  
 [15] H. Tamura and L. Glazman, Phys. Rev. B **72**, 121308(R) (2005).  
 [16] M. G. Vavilov and L. I. Glazman, Phys. Rev. Lett. **94**, 086805 (2005).  
 [17] G. Chiappe and A. A. Aligia, Phys. Rev. B **70**, 129903(E) (2004).  
 [18] H. Lu, R. Lü, and B. F. Zhu, Phys. Rev. B **71**, 235320 (2005).  
 [19] M. L. Ladrón de Guevara and P. A. Orellana, Phys. Rev. B **73**, 205303 (2006).  
 [20] C. Karrasch, T. Enss, and V. Meden, Phys. Rev. B **73**, 235337 (2006).  
 [21] M. L. Ladrón de Guevara, F. Claro, and P. A. Orellana, Phys. Rev. B **67**, 195335 (2003).  
 [22] M. Korkusinski, I. P. Gimenez, P. Hawrylak, L. Gaudreau, S. A. Studenikin, and A. S. Sachrajda, Phys. Rev. B **75**, 115301 (2007).  
 [23] L. Gaudreau, S. A. Studenikin, A. S. Sachrajda, P. Zawadzki, A. Kam, J. Lapointe, M. Korkusinski, and P. Hawrylak, Phys. Rev. Lett. **97**, 036807 (2006).  
 [24] A. Posazhennikova and P. Coleman, Phys. Rev. Lett. **94**, 036802 (2005).  
 [25] C. Jayaprakash, H. R. Krishna-murthy, and J. W. Wilkins, Phys. Rev. Lett. **47**, 737 (1981).  
 [26] W. Hofstetter and H. Schoeller, Phys. Rev. Lett. **88**, 016803 (2002).  
 [27] M. Pustilnik and L. Borda, Phys. Rev. B **73**, 201301(R) (2006).  
 [28] H. R. Krishna-murthy, J. W. Wilkins, and K. G. Wilson, Phys. Rev. B **21**, 1044 (1980).  
 [29] M. Vojta, Phil. Mag. **86**, 1807 (2006).  
 [30] K. G. Wilson, Rev. Mod. Phys. **47**, 773 (1975).  
 [31] R. Bulla, T. Costi, and T. Pruschke, cond-mat/0701106 (2007).  
 [32] M. Pustilnik and L. I. Glazman, Phys. Rev. Lett. **87**, 216601 (2001).  
 [33] V. M. Apel, M. A. Davidovich, G. Chiappe, and E. V. Anda, Phys. Rev. B **72**, 125302 (2005).  
 [34] M. Sindel, A. Silva, Y. Oreg, and J. von Delft, Phys. Rev. B **72**, 125316 (2005).  
 [35] P. G. Silvestrov and Y. Imry, Phys. Rev. Lett. **85**, 2565 (2000).  
 [36] A. J. van der Sijs, Phys. Rev. B **48**, 7125 (1993).  
 [37] M. E. Torio, K. Hallberg, S. Flach, A. E. Miroshnichenko, and M. Titov, Eur. Phys. J. B **37**, 399 (2004).  
 [38] A. A. Aligia and L. A. Salguero, Phys. Rev. B **70**, 075307 (2004).  
 [39] T. Hatano, M. Stopa, T. Yamaguchi, T. Ota, K. Yamada, and

- S. Tarucha, Phys. Rev. Lett. **93**, 066806 (2004).
- [40] R. Žitko and J. Bonča, Phys. Rev. B **74**, 224411 (2006).
- [41] R. Žitko and J. Bonča, Phys. Rev. Lett. **98**, 047203 (2007).
- [42] Y. Meir and N. S. Wingreen, Phys. Rev. Lett. **68**, 2512 (1992).
- [43] W. Koller, A. C. Hewson, and D. Meyer, Phys. Rev. B **72**, 045117 (2005).
- [44] P. Mehta, N. Andrei, P. Coleman, L. Borda, and G. Zarand, Phys. Rev. B **72**, 014430 (2005).