

Channel Code Design with Causal Side Information at the Encoder

Hamid Farmanbar, Shahab Oveis Gharan, and Amir K. Khandani

Coding and Signal Transmission Laboratory
Department of Electrical and Computer Engineering
University of Waterloo
Waterloo, Ontario, N2L 3G1
Email: {hamid,shahab,khandani}@cst.uwaterloo.ca

Abstract

The problem of channel code design for the M -ary input AWGN channel with additive Q -ary interference where the sequence of i.i.d. interference symbols is known causally at the encoder is considered. The code design criterion at high SNR is derived by defining a new distance measure between the input symbols of the Shannon's *associated* channel. For the case of binary-input channel, i.e., $M = 2$, it is shown that it is sufficient to use only two (out of 2^Q) input symbols of the *associated* channel in the encoding as far as the distance spectrum of code is concerned. This reduces the problem of channel code design for the binary-input AWGN channel with known interference at the encoder to design of binary codes for the binary symmetric channel where the Hamming distance among codewords is the major factor in the performance of the code.

Index Terms

Causal side information, Shannon's *associated* channel, channel coding, pairwise error probability.

This work was presented in part at the IEEE Canadian Workshop on Information Theory, Edmonton, Alberta, Canada, June 6-8, 2007.

I. INTRODUCTION

Information transmission over channels with known interference at the transmitter has recently found applications in various communication problems such as digital watermarking [1] and broadcast schemes [2]. A remarkable result on such channels was obtained by Costa, who showed that the capacity of the additive white Gaussian noise (AWGN) channel with additive Gaussian i.i.d. interference where the sequence of interference symbols is known non-causally at the transmitter is the same as the capacity of the AWGN channel [3]. Therefore, the Gaussian interference does not incur any loss in the capacity. This result was extended to arbitrary (random or deterministic) interference in [4] by using a precoding scheme based on multi-dimensional lattice quantization. Following Costa's "Writing on Dirty Paper" famous title [3], coding for the channel with non-causally known interference at the transmitter is referred to as "dirty paper coding" (DPC). By analogy, coding for the channel with causally-known interference at the transmitter is sometimes referred to as "dirty tape coding" (DTC). The result obtained by Costa does not hold for the case that the sequence of interference symbols is known causally at the transmitter.

Recently, dirty paper coding has emerged as a building block in multiuser communication. In particular, there has been considerable research studying the application of dirty paper coding to broadcast over multiple-input multiple-output (MIMO) channels. In such systems, for a given user, the signals sent to other users are considered as interference. Since all signals are known to the transmitter, successive "dirty paper" cancellation can be used in transmission after some linear preprocessing [2]. It was shown that DPC in fact achieves the sum capacity of the MIMO broadcast channel [5], [6], [7]. Most recently, it has been shown that the same is true for the entire capacity region of the MIMO broadcast channel [8].

These developments motivate finding realizable dirty paper coding techniques. Building upon [4], Erez and ten Brink [9] proposed a practical code design based on vector

quantization via trellis shaping and using powerful channel codes. Due to the complexity of implementation, their scheme uses the knowledge of interference up to six future symbols rather than the whole interference sequence. Bennatan *et al.* [10] gave another design based on superposition coding and successive cancellation decoding. Their design uses a trellis coded quantizer with memory length nine and a low density parity check (LDPC) code as channel code. Wei Yu *et al.* [11] gave a design based on convolutional shaping and channel codes.

The schemes that use the interference sequence up to the current symbol can be used as low-complexity solutions for the dirty paper problem. For example, in [1], scalar lattice quantization is proposed for data-hiding even though in that context, the host signal is clearly known non-causally.

In this paper, we consider the problem of channel code design for the M -ary input AWGN channel with additive causally-known discrete interference. The discrete interference model is more appropriate for many practical applications. For example, in the MIMO broadcast channel where the transmitter uses a finite constellation, the interference caused by other users is discrete rather than continuous.

Our design does not rely on the suboptimal (in terms of capacity) precoding scheme based on scalar lattice quantization for the dirty tape channel [4], [12]. Instead, we consider a *new* approach based on code design for the Shannon's *associated* channel over all possible input symbols. Another distinction between our work and the related research in the field is that we consider a finite channel input alphabet rather than a continuous one.

This paper is organized as follows. In the next section, we summarize Shannon's work on channels with causal side information at the transmitter. In section III, we introduce the channel model. In section IV, we derive the code design criterion for the AWGN channel with causally-known discrete interference at the encoder. In section V, we consider channels with binary input for which we show that the design criterion derived in section IV reduces to maximizing the Hamming distance. In section VI, we

consider a special case for which the result for the binary channel also holds for the M -ary channel. In section VII, we consider a more general channel model for which the main results of this work hold. We conclude this paper in section VIII.

II. CHANNELS WITH SIDE INFORMATION AT THE TRANSMITTER

Channels with known interference at the transmitter are special case of channels with side information at the transmitter which were considered by Shannon [13] in the causal knowledge setting and by Gel'fand and Pinsker [14] in the non-causal knowledge setting.

Shannon considered a discrete memoryless channel (DMC) whose transition matrix depends on the channel state. A state-dependent discrete memoryless channel (SD-DMC) is defined by a finite input alphabet \mathcal{X} , a finite output alphabet \mathcal{Y} , and transition probabilities $p(y|x, s)$, where the state s takes on values in a finite alphabet \mathcal{S} . The block diagram of a state-dependent channel with state information at the encoder is shown in fig. 1.

In the causal knowledge setting, the encoder maps a message w into \mathcal{X}^n as

$$x_i = f_i(w, s_1, \dots, s_i), \quad 1 \leq i \leq n. \quad (1)$$

Shannon showed that it is sufficient to consider the coding schemes that use only the current state symbol in the encoding process to achieve the capacity of an SD-DMC with i.i.d. state sequence known causally at the encoder [13].

The SD-DMC can be used in the way shown in fig. 2 to transmit information. A precoder is added in front of the SD-DMC. A message w is mapped into \mathcal{T}^n , where \mathcal{T} is a new alphabet. The output of the precoder ranges over \mathcal{X} and depends on the current interference symbol. The regular (without state) channel from T to Y is defined by the transition probabilities

$$q(y|t) = \sum_{s \in \mathcal{S}} p(s)p(y|x = t(s), s), \quad (2)$$

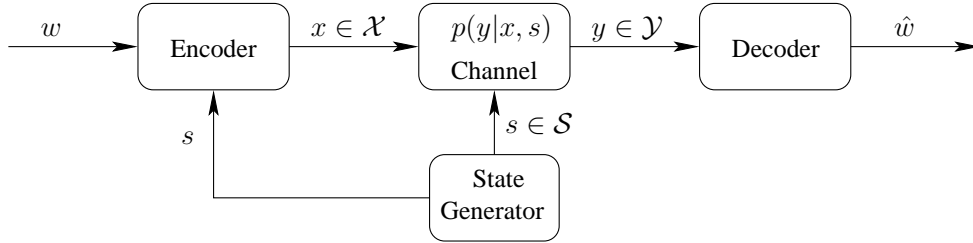


Fig. 1. SD-DMC with state information at the encoder.

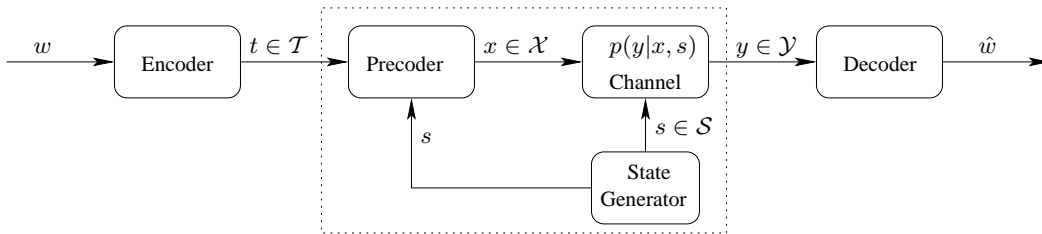


Fig. 2. The *associated* regular DMC.

where $p(s)$ is the probability of the state s . The DMC defined in (2) is called the *associated* channel. The codes for the *associated* channel describe the codes for the SD-DMC that use only the current state symbols in the encoding operation. In order to describe all coding schemes for the SD-DMC that use only the current state symbol in the encoding process, \mathcal{T} must include all functions from the state alphabet to the input alphabet of the state-dependent channel. There are a total of $|\mathcal{X}|^{|\mathcal{S}|}$ of such functions, where $|\cdot|$ denotes the cardinality of a set. Any of the functions can be represented by a $|\mathcal{S}|$ -tuple $(x_1, x_2, \dots, x_{|\mathcal{S}|})$ composed of elements of \mathcal{X} , implying that the value of the function at state s is $x_s, s = 1, 2, \dots, |\mathcal{S}|$.

III. THE CHANNEL MODEL

We consider data transmission over the channel

$$Y = X + S + N, \quad (3)$$

where X is the channel input, which takes on values in a real finite set \mathcal{X} , Y is the channel output, N is additive white Gaussian noise with power σ^2 , and the interference S is a discrete random variable that takes on values in a real finite set \mathcal{S} . The sequence of i.i.d. interference symbols is known causally at the encoder.

The above channel can be considered as a special case of the state-dependent channel considered by Shannon with one exception, that the channel output alphabet is continuous. In our case, the likelihood function $f_{Y|X,S}(y|x,s)$ is used instead of the transition probabilities. We denote the input to the *associated* channel by T , which can be considered as a function from \mathcal{S} to \mathcal{X} . We denote the cardinality of \mathcal{X} and \mathcal{S} by M and Q , respectively. Then the cardinality of \mathcal{T} will be M^Q , which is the number all functions from \mathcal{S} to \mathcal{X} .

The likelihood function for the *associated* channel is given by

$$\begin{aligned} f_{Y|T}(y|t) &= \sum_{s \in \mathcal{S}} p(s) f_{Y|X,S}(y|t(s), s) \\ &= \sum_{s \in \mathcal{S}} p(s) f_N(y - t(s) - s), \end{aligned} \quad (4)$$

where $p(s)$ is the probability of the interference symbol s and f_N denotes the pdf of the Gaussian noise N .

Although in this work, we consider a fixed channel input alphabet \mathcal{X} , the transmitted power is not fixed in general. In fact, for probability distribution $p(s)$ on \mathcal{S} and for a given coding scheme for the *associated* channel which induces probability distribution $p(t)$ on the symbols of \mathcal{T} , the transmitted power is given by

$$\begin{aligned} E[X^2] &= \sum_{t \in \mathcal{T}} \sum_{s \in \mathcal{S}} p(t) p(s) E[X^2|t, s] \\ &= \sum_{t \in \mathcal{T}} \sum_{s \in \mathcal{S}} p(t) p(s) t^2(s). \end{aligned} \quad (5)$$

Thus, in general, the transmitted power depends on the probability distribution on the interference alphabet. The binary-input channel with $\mathcal{X} = \{-x, x\}$ is an exception, however, for which we have $t^2(s) = x^2$ for all $s \in \mathcal{S}$. Therefore, for any coding scheme

and any probability distribution on the interference alphabet, the transmitted power is equal to x^2 .

In this work, we do not impose any constraint on the power of the transmitted signal. However, in the performance comparisons given in sections V and VI for different scenarios, we ensure that the transmitted power is the same in all scenarios.

IV. THE CODE DESIGN CRITERION

Any coding scheme for the *associated* channel defined by (4) translates to a coding scheme for the actual channel defined by $f_{Y|X,S}(y|x,s)$. We use the pairwise error probability (PEP) approach to derive the code design criterion at high SNR. Since in this work, we consider fixed channel input and interference alphabets, the high SNR scenario is realized by making the noise power σ^2 sufficiently small. This is equivalent to scale up the transmitted signal and the interference by the same factor for a given noise power.

Suppose that the messages w_1 and w_2 are encoded into codewords $t_1^n \equiv t_1 t_2 \dots t_n$ and $r_1^n \equiv r_1 r_2 \dots r_n$, respectively, where t_i and r_i belong to the alphabet \mathcal{T} , $i = 1, \dots, n$. In the absence of noise, transmission of the codeword t_1^n can result in many different received sequences at the channel output depending on the interference sequence $s_1^n \equiv s_1 s_2 \dots s_n$. In specific, all sequences in $\{(t_1(s_1) + s_1, t_2(s_2) + s_2, \dots, t_n(s_n) + s_n) : s_1^n \in \mathcal{S}^n\}$ represent the transmitted codeword t_1^n at the channel output. On the other hand, all sequences in $\{(r_1(s_1) + s_1, r_2(s_2) + s_2, \dots, r_n(s_n) + s_n) : s_1^n \in \mathcal{S}^n\}$ represent the codeword r_1^n . Using maximum likelihood decoding, the probability of the event that message w_2 is

decoded given message w_1 was sent is given by

$$\begin{aligned}
\Pr\{w_1 \rightarrow w_2|w_1\} &= \sum_{s_1^n} p(s_1^n) \Pr\{w_1 \rightarrow w_2|w_1, s_1^n\} \\
&= \sum_{s_1^n} p(s_1^n) \Pr\{f_{Y|T}(y_1^n|t_1^n) \leq f_{Y|T}(y_1^n|r_1^n)|w_1, s_1^n\} \\
&= \sum_{s_1^n} p(s_1^n) \Pr\left\{\prod_{i=1}^n f_{Y|T}(y_i|t_i) \leq \prod_{i=1}^n f_{Y|T}(y_i|r_i)|w_1, s_1^n\right\} \\
&= \sum_{s_1^n} p(s_1^n) \Pr\left\{\prod_{i=1}^n \sum_{s \in \mathcal{S}} p(s) f_N(y_i - t_i(s) - s) \leq \right. \\
&\quad \left. \prod_{i=1}^n \sum_{s \in \mathcal{S}} p(s) f_N(y_i - r_i(s) - s)|w_1, s_1^n\right\}. \quad (6)
\end{aligned}$$

In appendix I, we have shown that the above error probability at high SNR is given by

$$\Pr\{w_1 \rightarrow w_2|w_1\} = O\left(Q\left(\frac{\sqrt{\sum_{i=1}^n d_{\text{SI}}^2(t_i, r_i)}}{2\sigma}\right)\right), \quad (7)$$

where

$$Q(x) = \int_x^\infty \frac{1}{\sqrt{2\pi}} \exp\left(-\frac{y^2}{2}\right) dy, \quad (8)$$

and $d_{\text{SI}}(t, r)$ (SI stands for side information), the distance between two input symbols of the *associated* channel t and r , is defined as

$$d_{\text{SI}}(t, r) = \min_{s_1, s_2 \in \mathcal{S}} |t(s_1) + s_1 - r(s_2) - s_2|. \quad (9)$$

According to (7), at high SNR, the code design criterion is to maximize the minimum distance between the codewords with the distance measure defined in (9).

A. No Side Information at the Encoder - A Comparison

In order to see how the knowledge of interference at the encoder can result in larger distances between codewords, consider the channel model introduced in section III with the exception that the interference sequence is not known at the encoder. In this case, the discrete interference is considered as noise. In order to obtain the PEP for this

channel, suppose that messages v_1 and v_2 are encoded into $x_1^n \equiv x_1 \cdots x_n \in \mathcal{X}^n$ and $z_1^n \equiv z_1 \cdots z_n \in \mathcal{X}^n$, respectively. Similarly, it can be shown that the PEP at high SNR is given by

$$\Pr\{v_1 \rightarrow v_2 | v_1\} = O \left(Q \left(\frac{\sqrt{\sum_{i=1}^n d^2(x_i, z_i)}}{2\sigma} \right) \right), \quad (10)$$

where $d(x, z)$, the distance between two symbols x and z of \mathcal{X} is defined as

$$d(x, z) = \min_{s_1, s_2 \in \mathcal{S}} |x + s_1 - z - s_2|. \quad (11)$$

Comparing (9) and (11), it becomes clear that larger distances among codewords are possible for the channel with side information at the encoder. In fact, the distance $d(x, z)$ is equal to $d_{\text{SI}}(t, r)$ for $t = (x, \dots, x)$ and $r = (z, \dots, z)$. However, \mathcal{T} has many other symbols, which may yield larger distances. For example, consider the channel with $\mathcal{X} = \mathcal{S} = \{-1, +1\}$. For the case without side information at the encoder, we can compute the distances between symbols of \mathcal{X} according to (11) as $d(1, 1) = d(-1, -1) = d(1, -1) = 0$. Hence, according to (10), it is impossible to transmit data over this channel with low error probability even at high SNR. For the case with side information at the encoder, the four symbols of the *associated* channel can be represented as $u_1 = (-1, +1)$, $u_2 = (+1, -1)$, $u_3 = (+1, +1)$, $u_4 = (-1, -1)$. Using (9), it is easy to check that the distances between all pairs of the symbols are zero except for $d_{\text{SI}}(u_1, u_2)$ which is 2. As will be seen in section V, u_1 and u_2 can be used in the encoding to achieve arbitrarily low error probabilities as SNR increases.

It is worth mentioning that the distance measures defined in (9) or (11) do not satisfy the triangle inequality. For example, again consider the channel with $\mathcal{X} = \mathcal{S} = \{-1, +1\}$. The distances between all pairs of the input symbols of the *associated* channel are zero except for $d_{\text{SI}}(u_1, u_2)$ which is 2. Therefore, the triangle inequality does not hold for $d_{\text{SI}}(u_1, u_3)$, $d_{\text{SI}}(u_3, u_2)$, and $d_{\text{SI}}(u_1, u_2)$.

V. THE BINARY CHANNEL

We call the channel introduced in (3) a *binary channel* when the channel accepts binary input, i.e., $M = 2$. There is no constraints on the cardinality of the interference alphabet. For the binary channel, the size of \mathcal{T} is 2^Q . However, we may not need to use all the symbols of the alphabet in the encoding. In this section, we show that it is sufficient to use only two symbols of \mathcal{T} in the encoding as far as the distance spectrum of the code is concerned. We begin with the following lemma for the binary channel.

Lemma 1: For the binary channel, there exist at least two symbols in \mathcal{T} with nonzero distance.

Proof: We may explicitly denote the channel input and interference alphabets by $\mathcal{X} = \{x_1, x_2\}$ and $\mathcal{S} = \{s_1, \dots, s_Q\}$, where $x_1 < x_2$ and $s_1 < s_2 < \dots < s_Q$. From the definition of distance in (9), it is sufficient to show that there exist two elements t and r in \mathcal{T} such that the corresponding multi-sets¹ (of size Q) $\{t(s_1) + s_1, \dots, t(s_Q) + s_Q\}$ and $\{r(s_1) + s_1, \dots, r(s_Q) + s_Q\}$ are disjoint. We prove this by induction on Q .

The statement of the lemma holds for $Q = 1$ since we may take $t = (x_1)$ and $r = (x_2)$. Then the sets $\{x_1 + s_1\}$ and $\{x_2 + s_1\}$ are disjoint. Now suppose that the statement of the lemma is true for some Q . Therefore, there exist two Q -tuples composed of elements of \mathcal{X} (two input symbols of the *associated* channel) such that the corresponding multi-sets are disjoint. We prove that the statement of the lemma holds for $Q + 1$.

The element $x_2 + s_{Q+1}$ is larger than any element of the two multi-sets (of size Q). Hence, it does not belong to any of the multi-sets. If $x_1 + s_{Q+1}$ does not belong to any of the multi-sets too, then we can include the new elements $x_1 + s_{Q+1}$ and $x_2 + s_{Q+1}$ in the multi-sets of size Q arbitrarily (one element in each multi-set). The resulting multi-sets of size $Q + 1$ will be disjoint. If $x_1 + s_{Q+1}$ belongs to one of the multi-sets of size Q , we include it in that multi-set and include $x_2 + s_{Q+1}$ in the other multi-set to form the new disjoint multi-sets of size $Q + 1$. The two $(Q + 1)$ -tuples (the two input symbols

¹A multi-set differs from a set in that each member may have a multiplicity greater than one. For example, $\{1, 3, 3, 7\}$ is a multi-set of size four where 3 has multiplicity two.

of the *associated* channel) are then obtained from the two multi-sets of size $Q + 1$ by subtracting the interference symbols from their elements. ■

Lemma 1 is in fact a special case of theorem 2 in [15], which was stated in the context of capacity.

Let u_1 and u_2 be two input symbols of the *associated* channel with the maximum distance among all pairs of input symbols of the *associated* channel. Since $d_{\text{SI}}(u_1, u_2) > 0$ (according to Lemma 1), we have $u_1(s) \neq u_2(s), \forall s \in \mathcal{S}$, otherwise, from (9), $d_{\text{SI}}(u_1, u_2) = 0$. We choose an arbitrary interference symbol $s \in \mathcal{S}$ to partition \mathcal{T} as follows. We put $t \in \mathcal{T}$ in \mathcal{T}_1 if $t(s) = u_1(s)$, otherwise (i.e., $t(s) = u_2(s)$) we put t in \mathcal{T}_2 . Note that the distance between any two symbols in \mathcal{T}_j is zero, $j = 1, 2$.

Suppose that a codebook is designed for the binary channel with codewords composed of elements of \mathcal{T} . We construct a new codebook from the original one by replacing the elements of the codewords that belong to \mathcal{T}_1 by u_1 and replacing the elements of the codewords that belong to \mathcal{T}_2 by u_2 . Since the codewords of the new codebook are composed of just two elements, we may call the new code a binary code.

Theorem 1: The distance spectrum of the binary code constructed by the procedure described above is at least as good as the distance spectrum of the original code.

Proof: Consider any two codewords (t_1, \dots, t_n) and (r_1, \dots, r_n) from the original codebook, where $t_i, r_i \in \mathcal{T}$. The squared distance between the two codewords is equal to $\sum_{i=1}^n d_{\text{SI}}^2(t_i, r_i)$. For any $i \in \{1, 2, \dots, n\}$, we consider two cases:

Case 1: t_i and r_i belong to the same partition. Then $d_{\text{SI}}(t_i, r_i) = 0$, so the replacement will not change the distance.

Case 2: t_i and r_i belong to different partitions. Then since $d_{\text{SI}}(t_i, r_i) \leq d_{\text{SI}}(u_1, u_2)$, the replacement will not decrease the distance. ■

According to theorem 1, as far as the distance spectrum of the code is concerned, it is sufficient to use two symbols of \mathcal{T} with the maximum distance, namely u_1 and u_2 , in the encoding for a binary channel. Since \mathcal{T} has size 2^Q for the binary channel, a brute-force search for finding two symbols in \mathcal{T} with the maximum distance will

have exponential complexity with respect to Q . We have proposed an algorithm with polynomial complexity for finding two symbols with the maximum distance in appendix II.

Since it is sufficient to use u_1 and u_2 in the encoding for the binary channel, we can define the Hamming distance between any two codewords, which is the number of positions at which the two codewords are different. Consider two codewords $c_1 = (t_1, \dots, t_n)$ and $c_2 = (r_1, \dots, r_n)$ with elements from the binary set $\{u_1, u_2\}$. The squared distance between these codewords is given by

$$\sum_{i=1}^n d_{\mathcal{S}|}^2(t_i, r_i) = d_{\mathcal{S}|}^2(u_1, u_2) d_H(c_1, c_2), \quad (12)$$

where $d_H(c_1, c_2)$ is the Hamming distance between c_1 and c_2 . Therefore, the problem of designing codes for the binary channel where the interference sequence is known causally at the encoder reduces to the design of codes for the binary symmetric channel. The only difference is that the coding is over the set $\{u_1, u_2\}$ rather than $\{0, 1\}$.

A. Comparison with the Interference-Free Channel

If we were to use a binary code for the interference-free binary channel with the input alphabet $\mathcal{X} = \{x_1, x_2\}$, then the Euclidean distance between any two codewords c_1 and c_2 of length n for the interference-free channel would be

$$d_E^2(c_1, c_2) = (x_1 - x_2)^2 d_H(c_1, c_2), \quad (13)$$

where d_E denotes the Euclidean distance.

Using (12) and (13), we can compare the performance of a zero-one binary code for the binary channel with causal side information at the encoder with the same zero-one binary code for the interference-free binary channel. In the case of channel with side information, zero and one are mapped to u_1 and u_2 , and in the case of the interference-free channel, zero and one are mapped to x_1 and x_2 , respectively. Note that u_1 and u_2 are functions from the interference alphabet \mathcal{S} to the channel input alphabet $\mathcal{X} = \{x_1, x_2\}$.

It is clear from (9) that

$$d_{\text{SI}}(u_1, u_2) \leq |x_1 - x_2|. \quad (14)$$

Therefore, using (12) and (13), the distance spectrum of the code for the interference-free channel is at least as good as the distance-spectrum of the code for the channel with known interference at the encoder. Of course, this is not surprising. However, it is interesting to search for the conditions that (14) is satisfied with equality.

If (14) is satisfied with equality, the distance spectrum of the two codes will be the same. In other words, if (14) is satisfied with equality, the knowledge of interference at the encoder enables us to achieve the same performance (in terms of order of probability of error) as the interference-free case at high SNR.

We may explicitly denote the interference alphabet by $\mathcal{S} = \{s_1, \dots, s_Q\}$, where $s_1 < s_2 < \dots < s_Q$. Then the following theorem holds.

Theorem 2: $d_{\text{SI}}(u_1, u_2) = |x_1 - x_2|$ if and only if

$$\min_{i \neq j} |s_i - s_j| \geq |x_1 - x_2|.$$

Proof: If $\min |s_i - s_j| \geq |x_1 - x_2|$, we may take $u_1 = (x_1, x_2, x_1, \dots)$ and $u_2 = (x_2, x_1, x_2, \dots)$. Then we have

$$\begin{aligned} d_{\text{SI}}(u_1, u_2) &= \min_{i,j} |u_1(s_i) + s_i - u_2(s_j) - s_j| \\ &= \min \{ |x_1 + s_k - x_2 - s_k|, |x_1 + s_{2k_1+1} - x_2 - s_{2k_2+1}|_{k_1 \neq k_2} \\ &\quad |x_1 + s_{2k_1+1} - x_1 - s_{2k_2}|_{k_1, k_2}, |x_2 + s_{2k_1} - x_2 - s_{2k_2+1}|_{k_1, k_2} \} \\ &= \min \{ |x_1 - x_2|, |x_1 + s_{2k_1+1} - x_2 - s_{2k_2+1}|_{k_1 \neq k_2}, |s_{2k_1+1} - s_{2k_2}|_{k_1, k_2} \}. \end{aligned} \quad (15)$$

We also have

$$\begin{aligned} |x_1 + s_{2k_1+1} - x_2 - s_{2k_2+1}| &\geq |s_{2k_1+1} - s_{2k_2+1}| - |x_1 - x_2| \\ &\geq 2 \min |s_i - s_j| - |x_1 - x_2| \quad \text{for } k_1 \neq k_2 \\ &\geq |x_1 - x_2| \end{aligned} \quad (16)$$

and

$$\begin{aligned} |s_{2k_1+1} - s_{2k_2}| &\geq \min |s_i - s_j| \quad \forall k_1, k_2 \\ &\geq |x_1 - x_2|. \end{aligned} \quad (17)$$

Therefore, $d_{\text{SI}}(u_1, u_2) = |x_1 - x_2|$.

For the other direction, suppose that $\min |s_i - s_j| < |x_1 - x_2|$. We will show that $d_{\text{SI}}(u_1, u_2) < |x_1 - x_2|$. Suppose that $s_k, s_{k+1} \in \mathcal{S}$ achieve the minimum of $|s_i - s_j|$ and t_1 and t_2 are arbitrary elements of \mathcal{T} . We consider two non-trivial cases:

Case 1: $t_1(s_k) = t_1(s_{k+1}) = x_1$ and $t_2(s_k) = t_2(s_{k+1}) = x_2$. Then $d_{\text{SI}}(t_1, t_2) \leq |t_1(s_{k+1}) + s_{k+1} - t_2(s_k) - s_k| < |x_1 - x_2|$.

Case 2: $t_1(s_k) = x_1, t_1(s_{k+1}) = x_2$ and $t_2(s_k) = x_2, t_2(s_{k+1}) = x_1$. Then $d_{\text{SI}}(t_1, t_2) \leq |t_1(s_k) + s_k - t_2(s_{k+1}) - s_{k+1}| < |x_1 - x_2|$. ■

As an example, consider a binary channel with $\mathcal{X} = \mathcal{S} = \{-1, +1\}$ and equiprobable interference symbols. The two symbols with the maximum distance in the input alphabet of the *associated* channel are $u_1 = (-1, +1), u_2 = (+1, -1)$. We have simulated the error probability performance of the above uncoded system with maximum likelihood decoding. The error probability vs. SNR ($= \frac{1}{\sigma^2}$) for the above channel is plotted in fig. 3. The error probability curve for the interference-free channel with $\mathcal{X} = \{-1, +1\}$ is plotted for comparison. For the interference-free channel, $P_e = Q(\frac{1}{\sigma})$. It is easy to check that in this example, $d_{\text{SI}}(u_1, u_2) = |x_1 - x_2| = 2$. As it can be seen, the error probability curves decay at the same rate with increasing SNR as expected. The error probability curve for the scenario that the interference is not known at the encoder, is plotted for comparison. In this scenario, the error probability curve reaches an error floor of $\frac{1}{4}$.

Another example is illustrated in fig. 4. For this example, $\mathcal{X} = \{-1, +1\}, \mathcal{S} = \{-1, 0, +1\}$. We can find by inspection two symbols of the *associated* channel input alphabet with the maximum distance as $u_1 = (-1, -1, +1), u_2 = (+1, +1, -1)$. Here, we have $d_{\text{SI}}(u_1, u_2) = 1 < |x_1 - x_2| = 2$. Therefore, the error probability curve for the channel with known interference at the encoder does not decay as fast as the error

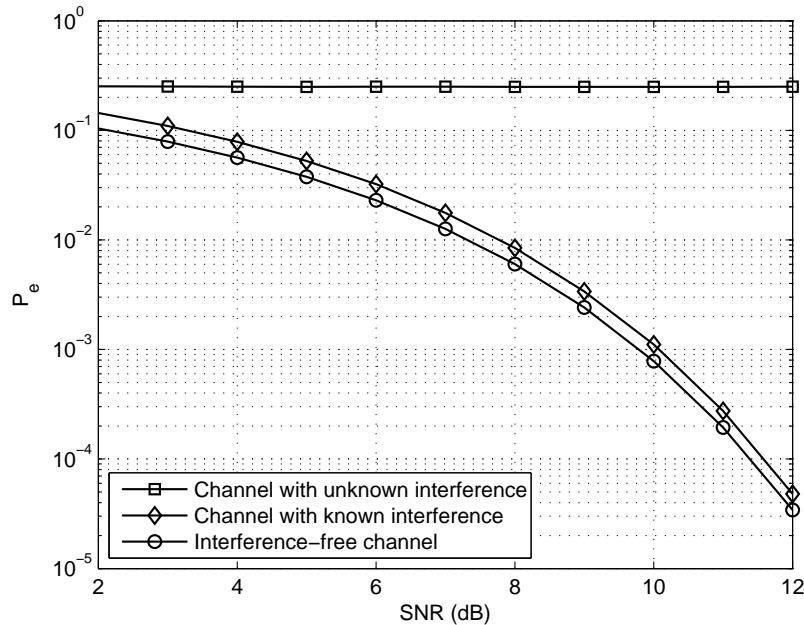


Fig. 3. Error probability vs. SNR for the binary input AWGN channel with/without known/unknown interference. $\mathcal{X} = \mathcal{S} = \{-1, +1\}$.

probability curve for the interference-free channel. For the scenario that the interference is not known at the encoder, the error probability curve reaches an error floor of $\frac{1}{6}$.

VI. THE M -ARY CHANNEL

In general, the statement of theorem 1 is not extendable to the case with $M > 2$ channel input symbols. In fact, by using more than M input symbols of the *associated* channel, we can obtain a better codebook in terms of distance spectrum than any other codebook composed of just M input symbols of the *associated* channel. An example showing this is given in appendix III. However, under some condition on the channel input and interference alphabets, the statement of theorem 1 can be generalized to the case with $M > 2$.

Theorem 3: As far as the distance spectrum of code is concerned, it is sufficient to

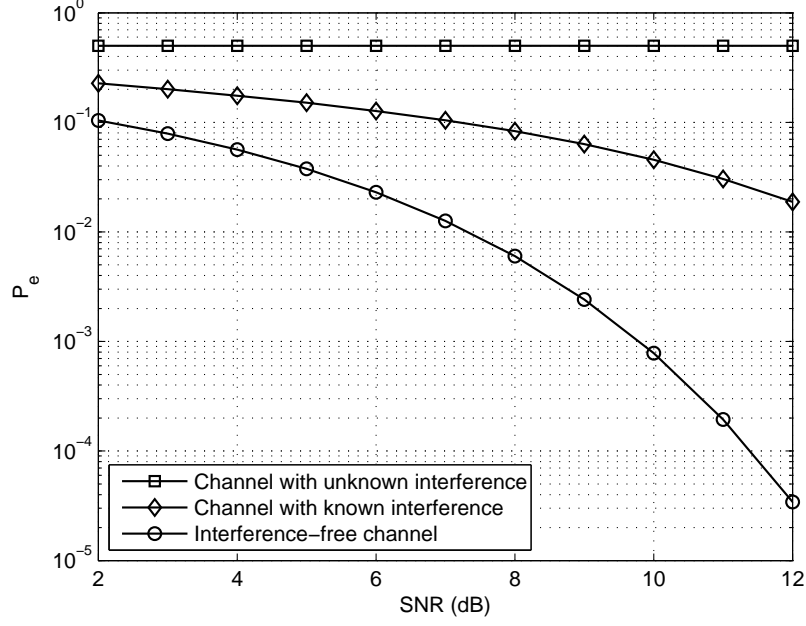


Fig. 4. Error probability vs. SNR for the binary input AWGN channel with/without known/unknown interference. $\mathcal{X} = \{-1, +1\}$, $\mathcal{S} = \{-1, 0, +1\}$.

use M (out of M^Q) input symbols of the *associated* channel in the encoding if

$$\min_{s_i, s_j \in \mathcal{S}} |s_i - s_j| \geq 2 \max_{x_i, x_j \in \mathcal{X}} |x_i - x_j|.$$

Proof: Consider the M input symbols of the *associated* channel $u_1 = (x_1, \dots, x_1)$, $u_2 = (x_2, \dots, x_2)$, \dots , $u_M = (x_M, \dots, x_M)$. We use these symbols to partition the *associated* channel input alphabet \mathcal{T} as follows. Put $t \in \mathcal{T}$ in \mathcal{T}_i if the first element of t is x_i , $i = 1, 2, \dots, M$. Note that \mathcal{T}_i has size M^{Q-1} and the distance between any two symbols in \mathcal{T}_i is zero, $i = 1, 2, \dots, M$. For any $p, q = 1, \dots, M$, we have

$$\begin{aligned} d_{\text{SI}}(u_p, u_q) &= \min_{k_1, k_2} |x_p + s_{k_1} - x_q - s_{k_2}| \\ &= \min \{ |x_p - x_q|, |x_p + s_{k_1} - x_q - s_{k_2}|_{k_1 \neq k_2} \}. \end{aligned} \quad (18)$$

We also have

$$\begin{aligned}
|x_p + s_{k_1} - x_q - s_{k_2}| &\geq |s_{k_1} - s_{k_2}| - |x_p - x_q| \\
&\geq 2 \max |x_i - x_j| - |x_p - x_q| \quad \text{for } k_1 \neq k_2 \\
&\geq |x_p - x_q|,
\end{aligned} \tag{19}$$

Therefore, $d_{\text{SI}}(u_p, u_q) = |x_p - x_q|$. Note that the distance between any two symbols from \mathcal{T}_p and \mathcal{T}_q is at most $|x_p - x_q| = d_{\text{SI}}(u_p, u_q)$.

Suppose that a codebook is designed with codewords composed of possibly all elements of \mathcal{T} . We construct a new codebook from the original one by replacing the elements of the codewords that belong to \mathcal{T}_i by u_i , $i = 1, 2, \dots, M$. It is easy to check that the distance spectrum of the new code is at least as good as the distance spectrum of the original code. \blacksquare

According to theorem 3, it is sufficient to use only the symbols u_1, \dots, u_M in the encoding. But any of these symbols is a constant function from \mathcal{S} to \mathcal{X} . Therefore, the same symbol enters the channel regardless of the current interference symbol. This suggests that the knowledge of interference symbols at the encoder is not helpful in terms of distance spectrum improvement provided that the condition of theorem 3 is satisfied. In fact, with the condition of theorem 3, we have

$$d_{\text{SI}}(u_i, u_j) = d(x_i, x_j) = d_E(x_i, x_j), \quad i, j = 1, \dots, M. \tag{20}$$

where $d(\cdot, \cdot)$, defined in (11), is the distance measure when the interference is not known at the encoder and $d_E(\cdot, \cdot)$ is the Euclidean distance measure. Therefore, the error probability performance of a code for the channel with known/unknown interference at the encoder will be the same as the performance of the same code for the interference-free channel at high SNR.

It is worth mentioning that for the above-mentioned three scenarios the codes for the interference-free channel, the channel with known interference at the encoder, and the channel with unknown interference use the same transmitted power.

VII. A MORE GENERAL CHANNEL MODEL

Although we have considered the AWGN channel with additive interference so far, our treatment applies to more general channels characterized by

$$Y = f(X, S) + N, \quad (21)$$

where f is an arbitrary function of two variables, S is the channel state which is known causally at the encoder, X is the channel input, and N is white Gaussian noise. Another special case of this more general channel is the fast fading channel

$$Y = SX + N, \quad (22)$$

where S is the fading coefficient. For the general channel model (21), the distance between two symbols t and r of \mathcal{T} is defined as

$$d_{\text{SI}}(t, r) = \min_{s_1, s_2 \in \mathcal{S}} |f(t(s_1), s_1) - f(t(s_2), s_2)|. \quad (23)$$

Theorem 1 on the binary channel also holds for the general channel model. However, the maximum distance among pairs of symbols of \mathcal{T} may be zero; i.e., lemma 1 does not hold true in general. Theorems 2 and 3 do not hold for the more general channel model in (21) and are specific to the AWGN with additive interference channel model.

VIII. CONCLUSION

In this paper, we derived the code design criterion at high SNR for the M -ary input AWGN channel with additive Q -level interference, where the sequence of interference symbols is known causally at the encoder. The code design is over an input alphabet \mathcal{T} of size M^Q . The performance of a code for our channel at high SNR is governed by the minimum distance between the codewords with elements from \mathcal{T} . We may not need to use all symbols of \mathcal{T} in the encoding. In particular, we showed that for the case $M = 2$, as far as the distance spectrum of the code is concerned, we just need to use two symbols of \mathcal{T} with the maximum distance among all pairs of symbols. This reduces the code design problem for our channel to code design for binary symmetric channel which has been well researched in the literature.

APPENDIX I

DERIVATION OF CODE DESIGN CRITERION AT HIGH SNR

Define

$$\mathcal{A}_i = \{t_i(s) + s : s \in \mathcal{S}\}, \quad i = 1, \dots, n, \quad (24)$$

$$\mathcal{B}_i = \{r_i(s) + s : s \in \mathcal{S}\}, \quad i = 1, \dots, n. \quad (25)$$

It is worth mentioning that the cardinality of \mathcal{A}_i (or \mathcal{B}_i) can be less than Q , $i = 1, \dots, n$, since different interference symbols may yield the same element in \mathcal{A}_i (or \mathcal{B}_i). For any $i = 1, \dots, n$, we have

$$\sum_{s \in \mathcal{S}} p(s) f_N(y - t_i(s) - s) = \sum_{a \in \mathcal{A}_i} p(a) f_N(y - a), \quad (26)$$

$$\sum_{s \in \mathcal{S}} p(s) f_N(y - r_i(s) - s) = \sum_{b \in \mathcal{B}_i} p(b) f_N(y - b), \quad (27)$$

where $p(a)$ and $p(b)$ are obtained from $p(s)$ according to

$$p(a) = \sum_{s \in \mathcal{S}: t_i(s) + s = a} p(s), \quad (28)$$

$$p(b) = \sum_{s \in \mathcal{S}: r_i(s) + s = b} p(s). \quad (29)$$

For any sequence $a_1^n \equiv a_1 \cdots a_n \in \mathcal{A}_1 \times \cdots \times \mathcal{A}_n$ and $b_1^n \equiv b_1 \cdots b_n \in \mathcal{B}_1 \times \cdots \times \mathcal{B}_n$, we define the events

$$E_1(a_1^n) = \bigcap_{i=1}^n \left(a_i = \arg \min_{a \in \mathcal{A}_i} |y_i - a| \right), \quad (30)$$

$$E_2(b_1^n) = \bigcap_{i=1}^n \left(b_i = \arg \min_{b \in \mathcal{B}_i} |y_i - b| \right), \quad (31)$$

given that w_1 has been sent and the interference sequence s_1^n has occurred. The event $E_1(a_1^n)$ simply means that a_i is the closest point to the received signal y_i (given w_1 has been sent and the interference sequence s_1^n has occurred) among all points of \mathcal{A}_i for all $i = 1, \dots, n$.

Any term in the error probability in (6) can be written as

$$\begin{aligned}
& \Pr \left\{ \prod_{i=1}^n \sum_{a \in \mathcal{A}_i} p(a) f_N(y_i - a) \leq \prod_{i=1}^n \sum_{b \in \mathcal{B}_i} p(b) f_N(y_i - b) | w_1, s_1^n \right\} \\
&= \sum_{a_1^n} \sum_{b_1^n} \Pr \left\{ \prod_{i=1}^n \sum_{a \in \mathcal{A}_i} p(a) f_N(y_i - a) \leq \prod_{i=1}^n \sum_{b \in \mathcal{B}_i} p(b) f_N(y_i - b), E_1(a_1^n), E_2(b_1^n) | w_1, s_1^n \right\} \\
&= \sum_{a_1^n} \sum_{b_1^n} \Pr \left\{ \prod_{i=1}^n f_N(y_i - a_i) \left(p(a_i) + \sum_{\substack{a \in \mathcal{A}_i \\ a \neq a_i}} p(a) \frac{f_N(y_i - a)}{f_N(y_i - a_i)} \right) \right. \\
&\quad \left. \leq \prod_{i=1}^n f_N(y_i - b_i) \left(p(b_i) + \sum_{\substack{b \in \mathcal{B}_i \\ b \neq b_i}} p(b) \frac{f_N(y_i - b)}{f_N(y_i - b_i)} \right), E_1(a_1^n), E_2(b_1^n) | w_1, s_1^n \right\} \\
&= \sum_{a_1^n} \sum_{b_1^n} \Pr \left\{ \sum_{i=1}^n (y_i - a_i)^2 \geq \sum_{i=1}^n (y_i - b_i)^2 + K \sigma^2, E_1(a_1^n), E_2(b_1^n) | w_1, s_1^n \right\}, \quad (32)
\end{aligned}$$

where $K = K(y_1^n, a_1^n, b_1^n)$ is given by

$$K(y_1^n, a_1^n, b_1^n) = 2 \sum_{i=1}^n \log \frac{p(a_i) + \sum_{\substack{a \in \mathcal{A}_i \\ a \neq a_i}} p(a) \frac{f_N(y_i - a)}{f_N(y_i - a_i)}}{p(b_i) + \sum_{\substack{b \in \mathcal{B}_i \\ b \neq b_i}} p(b) \frac{f_N(y_i - b)}{f_N(y_i - b_i)}}. \quad (33)$$

Given the events $E_1(a_1^n)$ and $E_2(b_1^n)$, it is easy to check that $K(y_1^n, a_1^n, b_1^n)$ is bounded as

$$K_1(a_1^n) = 2 \sum_{i=1}^n \log p(a_i) < K(y_1^n, a_1^n, b_1^n) < K_2(b_1^n) = 2 \sum_{i=1}^n \log \frac{1}{p(b_i)}. \quad (34)$$

As we consider the high SNR regime, we may assume that the noise power is sufficiently small so that the error probability (6) can be well approximated by

$$\sum_{s_1^n} p(s_1^n) \sum_{a_1^n} \sum_{b_1^n} \Pr \left\{ \sum_{i=1}^n (y_i - a_i)^2 \geq \sum_{i=1}^n (y_i - b_i)^2, E_1(a_1^n), E_2(b_1^n) | w_1, s_1^n \right\}. \quad (35)$$

Any term in the summation (35) can be upper bounded as

$$\begin{aligned}
& \Pr \left\{ \sum_{i=1}^n (y_i - a_i)^2 \geq \sum_{i=1}^n (y_i - b_i)^2, E_1(a_1^n), E_2(b_1^n) | w_1, s_1^n \right\} \\
& \leq \Pr \left\{ \sum_{i=1}^n (y_i - c_i)^2 \geq \sum_{i=1}^n (y_i - b_i)^2, E_1(a_1^n), E_2(b_1^n) | w_1, s_1^n \right\} \\
& \leq \Pr \left\{ \sum_{i=1}^n (y_i - c_i)^2 \geq \sum_{i=1}^n (y_i - b_i)^2 | w_1, s_1^n \right\} \\
& = Q \left(\frac{\sqrt{\sum_{i=1}^n |c_i - b_i|^2}}{2\sigma} \right) \\
& \leq Q \left(\frac{\sqrt{\sum_{i=1}^n d_{\mathcal{S}1}^2(t_i, r_i)}}{2\sigma} \right), \tag{36}
\end{aligned}$$

where

$$c_i = t_i(s_i) + s_i, \quad i = 1, \dots, n. \tag{37}$$

The first inequality is due to the fact that given $E_1(a_1^n)$, we have $|y_i - a_i| \leq |y_i - c_i|, i = 1, \dots, n$.

In the following, we show that the upper bound (36) is tight for the term(s) in the summation (35) satisfying

$$\{a_i, b_i\} = \arg \min_{\substack{a \in \mathcal{A}_i \\ b \in \mathcal{B}_i}} |a - b|, \quad i = 1, \dots, n, \tag{38}$$

and

$$a_i = c_i, \quad i = 1, \dots, n. \tag{39}$$

Any term in (35) equals the integral of the joint probability distribution of $y_1^n \equiv y_1 \cdots y_n$ (given w_1, s_1^n) over the region in the n -dimensional Euclidean space defined by

$$\left\{ y_1^n : \sum_{i=1}^n (y_i - a_i)^2 \geq \sum_{i=1}^n (y_i - b_i)^2, E_1(a_1^n), E_2(b_1^n) \right\}. \tag{40}$$

This region is illustrated by the shaded area ABCD in fig. 5 for $n = 2$. The horizontal and vertical boundaries of ABCD correspond to the events $E_1(a_1^2)$ and $E_2(b_1^2)$. The elements of \mathcal{A}_i and \mathcal{B}_i are shown by \circ and \times , respectively. The other boundary

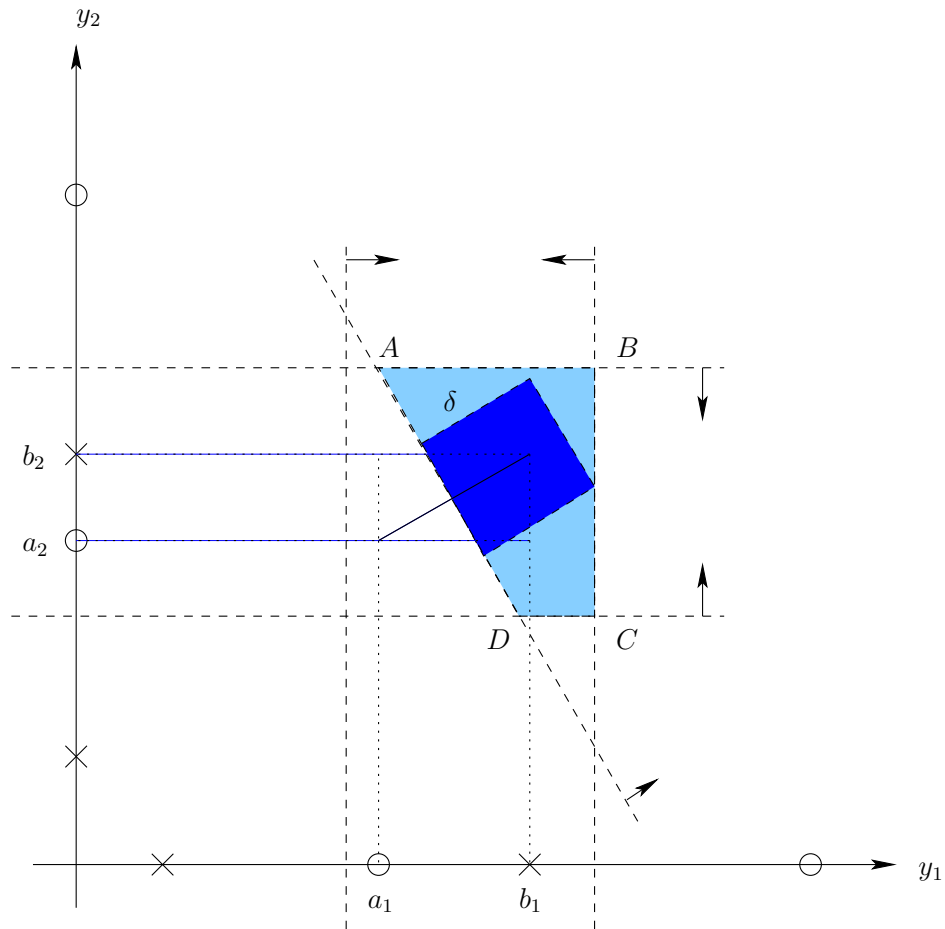


Fig. 5. Illustrating the regions of integration for dimension $n = 2$.

of ABCD which corresponds to $\sum_{i=1}^2 (y_i - a_i)^2 \geq \sum_{i=1}^2 (y_i - b_i)^2$ is the perpendicular bisector of the line segment connecting a_1^2 to b_1^2 . We may consider an n -cube inside this region with sides equal to some $\delta > 0$ as shown in fig. 5 and perform the integration over this smaller region to obtain a lower bound for the term(s) in the summation (35) satisfying (38) and (39).

In summary, for the terms in (35) which satisfy (38) and (39), we have

$$\begin{aligned}
& \Pr \left\{ \sum_{i=1}^n (y_i - a_i)^2 \geq \sum_{i=1}^n (y_i - b_i)^2, E_1(a_1^n), E_2(b_1^n) | w_1, s_1^n \right\} \\
& \geq \left[1 - Q \left(\frac{\delta}{2\sigma} \right) \right]^{n-1} \left[Q \left(\frac{\|b_1^n - a_1^n\|}{2\sigma} \right) - Q \left(\frac{\|b_1^n - a_1^n\| + \delta}{2\sigma} \right) \right] \\
& \simeq Q \left(\frac{\|b_1^n - a_1^n\|}{2\sigma} \right) \quad \text{as } \sigma \rightarrow 0 \\
& = Q \left(\frac{\sqrt{\sum_{i=1}^n d_{\mathcal{S}1}^2(t_i, r_i)}}{2\sigma} \right), \tag{41}
\end{aligned}$$

where the right hand side of the inequality in (41) equals the integral of the joint probability distribution of $y_1^n \equiv y_1 \cdots y_n$ (given w_1, s_1^n) over the smaller region, which is obtained by using the fact that y_1^n is Gaussian centered at $c_1^n = a_1^n$ and by applying the necessary rotation.

APPENDIX II

A POLYNOMIAL COMPLEXITY ALGORITHM FOR FINDING TWO SYMBOLS OF \mathcal{T} WITH THE MAXIMUM DISTANCE

We propose an algorithm for finding two symbols of \mathcal{T} with distance greater than or equal to some $d_0 > 0$. Then we explain how to find two symbols in \mathcal{T} with the maximum distance. Consider the bipartite graph $G(U, V, E)$ shown in fig. 6 with $2Q$ vertices at each part. Each of the non-intersecting sets U_1, \dots, U_Q contains two vertices of the upper part U and each of the nonintersecting sets V_1, \dots, V_Q contains two vertices of the lower part V . The vertices of the sets $U_i = \{u_{i1}, u_{i2}\}$ and $V_i = \{v_{i1}, v_{i2}\}$ are labeled by the elements of the set $\mathcal{X} + s_i = \{x_1 + s_i, x_2 + s_i\}$, $i = 1, \dots, Q$. A vertex in U_i is connected to a vertex in V_j if the absolute value of the difference of their labels is greater than or equal to d_0 , $i, j = 1, \dots, Q$.

From the definition of distance in (9), there exist two symbols in \mathcal{T} with distance $d \geq d_0$ if and only if G has a complete bipartite subgraph $K_{Q,Q}$ with exactly one vertex in each U_i and each V_j . If such a subgraph exists, we label the edges of the subgraph

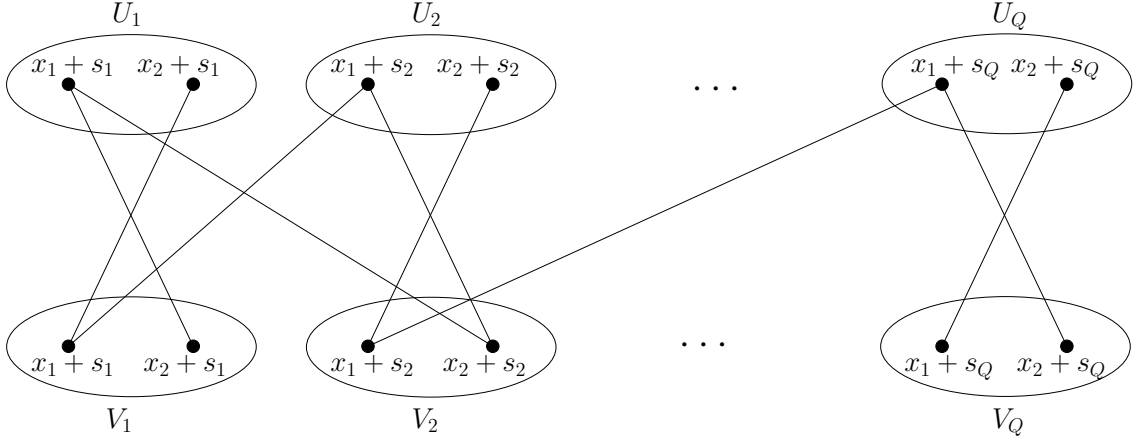


Fig. 6. Graph representation for the problem of finding two symbols of \mathcal{T} with the maximum distance.

by 1 and we label the rest of the edges of G by 0. We denote the label of edge e by $y_e \in \{0, 1\}$. Such a labeling satisfies the following set of constraints

$$\sum_{e: e \cap U_i \neq \emptyset} y_e = Q, \quad i = 1, \dots, Q, \quad (42)$$

$$\sum_{e: e \cap V_i \neq \emptyset} y_e = Q, \quad i = 1, \dots, Q, \quad (43)$$

$$y_e \in \{0, 1\}. \quad (44)$$

Note that by definition, an edge of a graph is a set of two vertices. Therefore, the notation $e \cap U_i$ in (42) is meaningful. The equations (42) and (43) state that the sum of the labels of the edges going out of any U_i and V_i is Q .

We devise an objective function for the constraints (42), (43), and (44) such that the objective function takes a *given* maximum value only for a labeling with label 1 for the edges of the subgraph $K_{Q,Q}$ and label 0 for the rest of the edges. Consider the following

optimization problem

$$\begin{aligned}
& \max_{y_e} \sum_{i=1}^Q \sum_{j=1}^2 \left(\sum_{e:u_{ij} \in e} y_e \right)^2 + \sum_{i=1}^Q \sum_{j=1}^2 \left(\sum_{e:v_{ij} \in e} y_e \right)^2 \\
& \text{subject to} \\
& \sum_{e:e \cap U_i \neq \phi} y_e = Q, \quad i = 1, \dots, Q, \\
& \sum_{e:e \cap V_i \neq \phi} y_e = Q, \quad i = 1, \dots, Q, \\
& y_e \in \{0, 1\}.
\end{aligned} \tag{45}$$

In the following, we find the maximum of the above optimization problem for the foregoing labeling. Given the constraints of (45), we have

$$\sum_{j=1}^2 \left(\sum_{e:u_{ij} \in e} y_e \right) = \sum_{e:e \cap U_i \neq \phi} y_e = Q, \quad i = 1, \dots, Q, \tag{46}$$

$$\sum_{j=1}^2 \left(\sum_{e:v_{ij} \in e} y_e \right) = \sum_{e:e \cap V_i \neq \phi} y_e = Q, \quad i = 1, \dots, Q. \tag{47}$$

If the sum of two nonnegative variables is constant, then the sum of their squares takes its maximum if one of the variables is zero. Therefore, for any $i = 1, \dots, Q$, the maximum of

$$\sum_{j=1}^2 \left(\sum_{e:u_{ij} \in e} y_e \right)^2$$

and

$$\sum_{j=1}^2 \left(\sum_{e:v_{ij} \in e} y_e \right)^2$$

will be Q^2 and this maximum occurs if and only if one vertex in any of U_1, \dots, U_Q and V_1, \dots, V_Q is connected to Q edges with label 1 and the other vertex in any of U_1, \dots, U_Q and V_1, \dots, V_Q is not connected to any edge with label 1. This is equivalent to the existence of a subgraph $K_{Q,Q}$. Then the maximum of the objective function in (45) will be $Q \times Q^2 + Q \times Q^2 = 2Q^3$.

We may relax the integrality constraint (44) and change equality signs in (42) and (43) to inequality signs to obtain the following optimization program

$$\begin{aligned}
& \max_{y_e} \quad \sum_{i=1}^Q \sum_{j=1}^2 \left(\sum_{e:u_{ij} \in e} y_e \right)^2 + \sum_{i=1}^Q \sum_{j=1}^2 \left(\sum_{e:v_{ij} \in e} y_e \right)^2 \\
& \text{subject to} \\
& \quad \sum_{e:e \cap U_i \neq \emptyset} y_e \leq Q, \quad i = 1, \dots, Q, \\
& \quad \sum_{e:e \cap V_i \neq \emptyset} y_e \leq Q, \quad i = 1, \dots, Q, \\
& \quad 0 \leq y_e \leq 1.
\end{aligned} \tag{48}$$

Using the same argument as in the previous paragraph, the value $2Q^3$ is also achievable for the above maximization problem if and only if a subgraph $K_{Q,Q}$ of the graph G exists. The above optimization problem is a *quadratic programming* problem [16] with convex objective function and can be solved in polynomial time [17] in terms of the number of edges of G , which is at most $4Q^2$.

In summary, we turned the problem of finding two symbols in \mathcal{T} with distance at least $d_0 > 0$ into the quadratic programming problem (48). If the maximum value of (48) is $2Q^3$, then two such symbols are obtained from the optimal solution of (48). Otherwise, two such symbols do not exist.

To find two symbols in \mathcal{T} with the maximum distance, we need to run the described algorithm for a few values for d_0 . We can obtain an upper bound on the number of possible distances between symbols of \mathcal{T} . From the definition of distance in (9), a loose upper bound is $M^2Q^2 = 4Q^2$. By using the binary search algorithm [18], the search over possible distances can be done with logarithmic complexity with respect to the number of possible distances.

It is worth mentioning that our proposed algorithm can be extended to find $K \geq 2$ symbols of \mathcal{T} with the maximum minimum distance among K symbols for the general case $M \geq 2$.

APPENDIX III

AN EXAMPLE THAT SHOWS USING MORE THAN M SYMBOLS OF \mathcal{T} RESULTS IN
LARGER MINIMUM DISTANCE ($M > 2$)

Consider the channel with $\mathcal{X} = \{1, 4, 5, 7\}$ and $\mathcal{S} = \{0, 4\}$. Consider the following codebook with six codewords of length two that uses seven symbols of the *associated* channel.

Codeword 1 : $((4, 1), (5, 1))$

Codeword 2 : $((4, 1), (1, 5))$

Codeword 3 : $((5, 4), (5, 4))$

Codeword 4 : $((5, 4), (4, 5))$

Codeword 5 : $((1, 5), (4, 1))$

Codeword 6 : $((1, 5), (1, 4))$

The minimum distance of the above code is 3. However, it can be verified by a computer program that any code for this channel with codebook size six and length two that uses any four symbols of the *associated* channel yields a minimum distance less than 3.

REFERENCES

- [1] B. Chen and G. W. Wornell, "Quantization index modulation: A class of provably good methods for digital watermarking and information embedding," *IEEE Trans. Inform. Theory*, vol. 47, no. 4, pp. 1423-1443, May 2001.
- [2] G. Caire and S. Shamai, "On achievable throughput of a multiple antenna Gaussian broadcast channel," *IEEE Trans. Inform. Theory*, vol. 49, no. 7, pp. 1691-1706, Jul. 2003.
- [3] M. H. M. Costa, "Writing on dirty paper," *IEEE Trans. Inform. Theory*, vol. 29, no. 3, pp. 439-441, May 1983.
- [4] U. Erez, S. Shamai, and R. Zamir, "Capacity and lattice strategies for canceling known interference," *IEEE Trans. Inform. Theory*, vol. 51, no. 11, pp. 3820-3833, Nov. 2005.
- [5] W. Yu and J. M. Cioffi, "Sum capacity of Gaussian vector broadcast channels," *IEEE Trans. Inform. Theory*, vol. 50, no. 9, pp. 1875-1892, Sep. 2004.
- [6] S. Viswanath, N. Jindal, and A. Goldsmith, "Duality, achievable rates, and sum-rate capacity of Gaussian MIMO broadcast channels," *IEEE Trans. Inform. Theory*, vol. 49, no. 10, pp. 2658-2668, Oct. 2003.

- [7] P. Viswanath and D. Tse, "Sum capacity of the multiple-antenna Gaussian broadcast channel and uplink-downlink duality," *IEEE Trans. Inform. Theory*, vol. 49, no. 7, pp. 1912-1921, Jul. 2003.
- [8] H. Weingarten, Yosef Steinberg, and S. Shamai, "The capacity region of Gaussian multiple-input multiple-output channel," *IEEE Trans. Inform. Theory*, vol. 52, no. 9, pp. 3936-3964, Sept. 2006.
- [9] U. Erez, and S. ten Brink, "A close-to-capacity dirty paper coding scheme," *IEEE Trans. Inform. Theory*, vol. 51, no. 10, pp. 3417-3432, Oct. 2005.
- [10] A. Bennatan, D. Burshtein, G. Caire, and S. Shamai, "Superposition coding for side-information channels," *IEEE Trans. Inform. Theory*, vol. 52, no. 5, pp. 1872-1889, May 2006.
- [11] W. Yu, D. P. Varodayan, and J. M. Cioffi "Trellis and convolutional precoding for transmitter-based interference subtraction," *IEEE Trans. Commun*, vol. 53, no. 7, pp. 1220-1230, July 2005.
- [12] G. Caire and S. Shamai, "Writing on dirty tape with LDPC codes," in *Proc. DIMACS Workshop on Signal Processing for Wireless Transmission*, Piscataway, NJ, Oct. 7-9, 2002.
- [13] C. E. Shannon, "Channels with side information at the transmitter," *IBM Journal of Research and Development*, vol. 2, pp. 289-293, Oct. 1958.
- [14] S. Gel'fand and M. Pinsker, "Coding for channel with random parameters," *Problems of Control and Information Theory*, vol. 9, no. 1, pp. 19-31, Jan. 1980.
- [15] H. Farmanbar and A. K. Khandani, "Precoding for the AWGN channel with discrete interference," *Submitted to IEEE Transactions on Information Theory*, March 2007.
- [16] R. Fletcher, *Practical Methods of Optimization*, 2nd edition, John Wiley & Sons, Inc., New York, 1987.
- [17] M. K. Kozlov, S. P. Tarasov, and L. G. Khachiyan, "Polynomial solvability of convex quadratic programming," in *Sov. Math., Dokl.* 20, pp. 1108-1111, 1979.
- [18] D. Knut, *The Art of Computer Programming*, Volume 3: *Sorting and Searching*, 3rd edition, Addison-Wesley, 1997.