

# Search for Low Mass Exotic mesonic structures. Part II: attempts to understand the experimental results

B. Tatischeff<sup>1,2</sup>

<sup>1</sup>CNRS/IN2P3, Institut de Physique Nucléaire, UMR 8608, Orsay, F-91405

<sup>2</sup>Univ. Paris-Sud, Orsay, F-91405, France

E. Tomasi-Gustafsson<sup>3</sup>

<sup>3</sup>DAPNIA/SPhN, CEA/Saclay

91191 Gif-sur-Yvette Cedex, France

Our previous paper, part I of the same study, shows the different experimental spectra used to conclude on the genuine existence of narrow, weakly excited mesonic structures, having masses below and a little above the pion ( $M=139.56$  MeV) mass. This work [1] was instigated by the observation, in the  $\Sigma^+$  disintegration:  $\Sigma^+ \rightarrow pP^0$ ,  $P^0 \rightarrow \mu^- \mu^+$  [2], of a narrow range of dimuon masses. The authors conclude on the existence of a neutral intermediate state  $P_0$ , with a mass  $M=214.3$  MeV  $\pm 0.5$  MeV. We present here some attempts to understand the possible nature of the structures observed in part I.

PACS numbers: 13.60.Le, 14.40.Cs, 14.80.-j

## I. INTRODUCTION

In part I of the same study [1], several spectra were presented, showing narrow and weakly excited structures, having masses below and just above the pion mass ( $M=139.56$  MeV). These data are mainly missing mass precise spectra of the  $pp \rightarrow ppX$  reaction studied at SPES3 (Saturne). Different selected results from COSY, Celsius, MAMI, and JLAB Hall A, Hall B, and Hall C were also shown, which confirm the genuine existence of the structures. The statistical confidence was often large. In some cases, this confidence is not large, but several structures at the  $\approx$  same masses were observed.

These masses are  $M=62$  MeV,  $80$  MeV,  $100$  MeV,  $181$  MeV,  $198$  MeV,  $215$  MeV,  $227.5$  MeV, and  $235$  MeV, although the last one may be uncertain, since determined by only three data, and being located at the limit of the spectra. They are shown in Fig. 1. A few points, located around  $M=75$  MeV, may be thought as being not resolved structures. Indeed when they are extracted none of the structures at  $M=100$  or  $M=62$  MeV is observed. However the symmetry of the masses reported in Fig. 1, may be considered as an indication of their genuine existence.

## II. DISCUSSION

### A. Possible mass relation between mesons and baryons

Narrow structures in dibaryons [3], in baryons [4], and in mesons at larger masses [5] [6] were already previ-

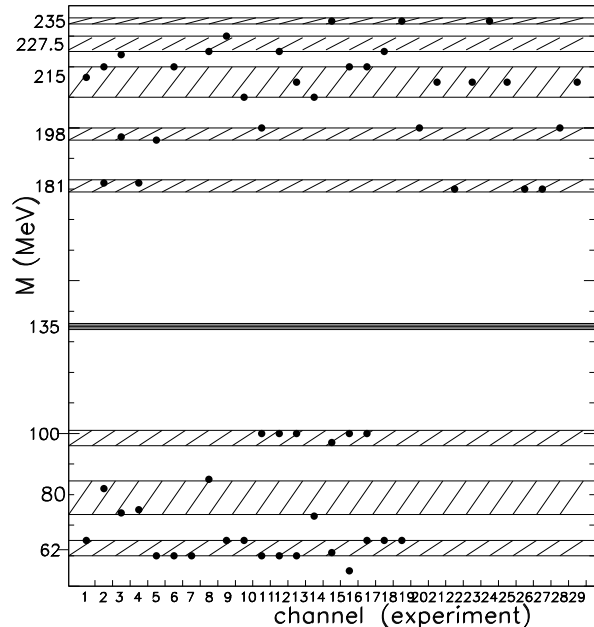


FIG. 1: Masses of the weakly excited structures extracted from several experiments.

ously observed. Mesonic structures appeared in the missing mass of the same reaction,  $pp \rightarrow ppX$  but in different kinematical conditions from those discussed here. The sequence of the presently discussed low mass exotic mesons, reproduce fairly well the sequence of the low mass exotic baryons [4]. Indeed the three first narrow

baryonic structure masses are  $M=1004$  MeV, 1044 MeV, and 1094 MeV. We note that the first baryonic mass differences are:  $M=1004-939=65$  MeV,  $1044-939=105$  MeV, and  $1094-939=155$  MeV. The two first values agree with the masses extracted in the present study (and the third one is to compare to the meson mass). Such property may indicate a relation between baryons and mesons. Already long time ago, the possibility to calculate the baryon spectrum, starting from the meson one was considered [7]. The shifts between adjacent masses, close to  $\Delta M \approx 20$  MeV or 40 MeV, compare favourably to the model [8] which suggests the existence of a "genuine" Goldstone Boson with a mass close to 20 MeV.

We observe mass differences close to  $\Delta M \approx 35$  MeV. The mass difference between the three lowest masses extracted before, is close to  $\Delta M = 17.5$  MeV. A mass gap of

$$\Delta M = 35 \text{ MeV} = \frac{1}{2} \frac{m_e}{\alpha},$$

where  $m_e$  is the electron mass and  $\alpha$  is the fine structure constant, was observed between several narrow hadronic exotic masses [3]. Such gaps for leptons, mesons, and baryons were discussed since long time [11] and recently discussed again [12]. The mass difference observed here equals half this value. We notice that the first excited state of the light and stable nucleus  ${}^4\text{He}$ , is close to  $\Delta M \approx 20$  MeV, not far from 17.5 MeV. The shift between both values could eventually be associated with residual interactions between several nucleons.

### B. Regge-like trajectories

In order to support the hadronic nature of these low mass mesonic structures, we study the Regge-like trajectories of all narrow exotic mesonic structure masses extracted [5] [6] and those of the present work

$$n = a + bM^2. \quad (1)$$

This is shown in Fig. 2 where filled circles correspond to experimental structure masses and empty squares to not observed masses. These masses follow three straight lines, the two inflexion points corresponding to one and two pion masses. We name them Regge-like trajectories, since the ordinate "n" is arbitrary (as "a") and corresponds to an unknown quantum number and not to the spin. The slopes "b" of the straight lines are much larger than the slope of "classical" (PDG) mesons slope [14] which is close to  $0.9 \text{ GeV}^{-2}$  when determined in the range  $\rho(770) \leq m \leq f_6(2510)$  [14]. Namely their values, for the three straight lines from small to larger mesonic masses, are: 390, 149.7, and  $32.5 \text{ GeV}^{-2}$ . We notice that these four slopes, including the PDG meson slope vary continuously. This is shown in Fig. 3 where the slope is reported versus the mean mesonic mass range (MM).

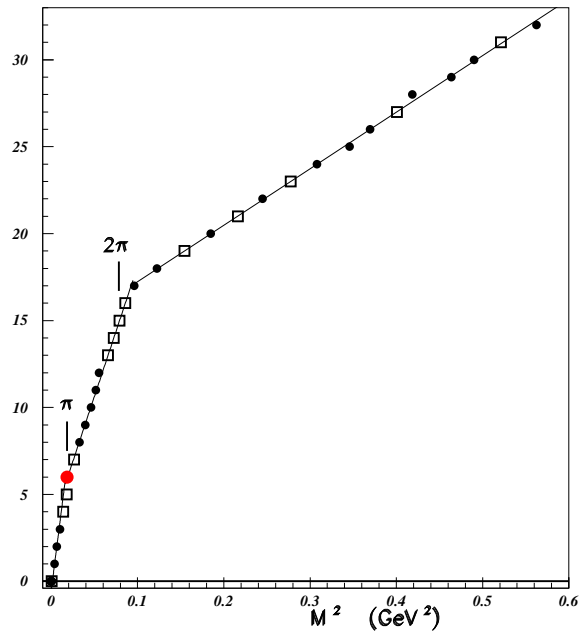


FIG. 2: Regge-like trajectory of all narrow structure mesonic masses observed in this work and in [5, 6]. Solid circles (empty squares) represent observed (expected) resonances.

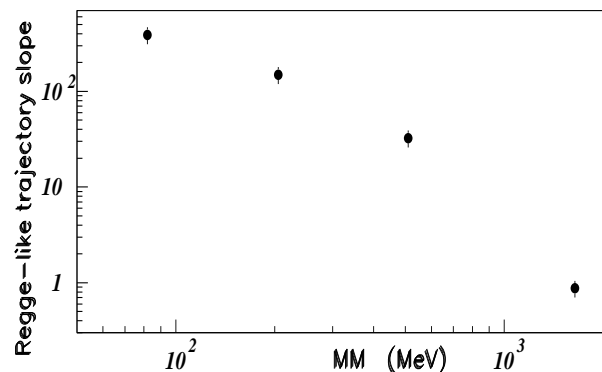


FIG. 3: Slopes of the Regge-like trajectories versus the mean mesonic mass of each straight line range.

### C. Kaluza-Klein mass formula

It has been shown that the Kaluza-Klein formula [15] predicts rather well the masses of the narrow exotic baryons experimentally observed [16] and also predicts although a little less well, the masses of the narrow dibaryons experimentally observed. We use the same relation for one particle:

$$m_n^2 = m_0^2 + n^2/R^2$$

where  $R^{-1}=41.481$  MeV is the fundamental scale parameter and "n" the sequence of integer numbers. This second term describes the contribution to the mass of the extra dimensions. If we choose - arbitrarily -  $m_0=63.3$  MeV, adjusted to obtain  $m=m_\pi^+$  for  $n=3$ , we get the calculated masses shown in Fig. 4. These values compare quite well with several experimental masses of narrow low mass mesonic structures. For instance, up to  $M=190$  MeV, the number of calculated states and their masses are well reproduced.

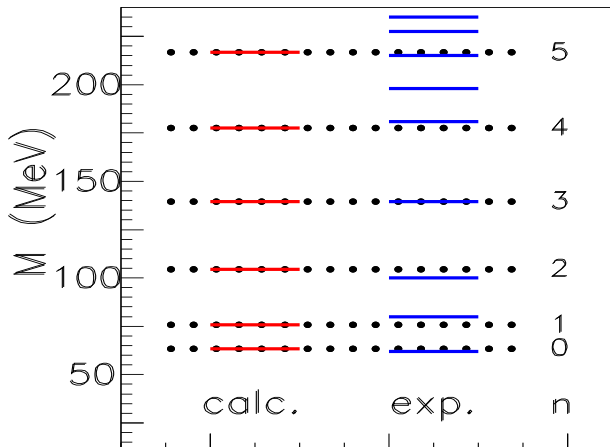


FIG. 4: Narrow meson low masses calculated using the Kaluza Klein formula ( $n=0,1,2,3,4,5$ ).

#### D. What kind of particles ?

The possibility to explain the 511 KeV  $\gamma$  ray line observed by the INTEGRAL satellite from the "galactic bulge", was discussed in relation with spin 0 or 1 boson particles, candidates to dark matter [9]. Indeed as said by the author of ref.[10], "It has long been understood that weakly interacting particles with masses smaller than a few GeV (but larger than  $\approx 1$  MeV) are expected to be overproduced in the early universe relative to the dark matter abundance". The author of ref.[9] applied his calculations to dark matter particle of mass either  $M=1$  MeV, 10 MeV, 100 MeV or 1 GeV. Although the range of masses fits the masses observed in this work, we have no argument to identify them to eventual dark matter particle(s).

### III. CONCLUSION

We have discussed the nature of the structures discussed in the previous part I of this study [1]. Their hadronic nature is supported by the Regge-like trajectory shown in Fig. 2. The masses of narrow exotic mesons, baryons, and dibaryons, observed before, were attributed to quark clusters [3, 4, 5, 13]. For a review, see also [17]. We suggest that the structures shown here are also due to quark clusters as the previous ones. Since their masses are lower than the mass of two pions, they can only disintegrate through electromagnetic or weak interactions.

We thank Prof. E.A. Kuraev for valuable discussions.

- 
- [1] B. Tatischeff and E. Tomasi-Gustafsson, This issue, part I.
  - [2] H. Park *et al.* HyperCP Collaboration, Phys. Rev. Lett. **94**, 021801 (2005)
  - [3] B. Tatischeff *et al.*, Phys. Rev. **C59**, 1878 (1999).
  - [4] B. Tatischeff *et al.*, Eur. Phys. **A17**, 245 (2003).
  - [5] J. Yonnet *et al.*, Phys. Rev. **C63**, 014001 (2000).
  - [6] B. Tatischeff *et al.*, Phys. Rev. **C62**, 054001 (2000).
  - [7] J.M. Richard, Physics Letters **100B**, 515 (1981).
  - [8] T. Walcher, arXiv:hep-ph/0111279v1 (2001).
  - [9] P. Fayet, Phys. Rev. **D70**, 023514 (2004).
  - [10] Dan Hooper, Phys. Rev. **D75**, 123001 (2007).
  - [11] Y. Nambu, Prog. Theor. Phys. **7**, 131 (1952); M.H. Mac Gregor, Lett. Nuovo Cim. **7**, 211 (1970).
  - [12] P. Palazzi, Proc. 8<sup>th</sup> Int. Symp. "Frontiers of Fundamental Physics", Madrid, 2006; Proc. 9<sup>th</sup> Int. Work. on Meson Production, Krakow, 2006.
  - [13] B. Tatischeff *et al.*, Phys. Rev. **C72**, 034004 (2005).
  - [14] D.E. Groom *et al.* (Particle Data Group) Eur. Phys. J. **C 15**, 1 (2000).
  - [15] A.A. Arkhipov, arXiv:hep-ph/0309327v5 (2004).
  - [16] B. Tatischeff, IPN Orsay, Rapport d'activite 2004-2005, Hadronic Physics and Matter, p37.
  - [17] L. N. Bogdanova, O. D. Dalkarov and I. S. Shapiro, Annals Phys. **84** (1974) 261.