

# A Search for Pulsed and Bursty Radio Emission from X-ray Dim Isolated Neutron Stars

V.I. Kondratiev<sup>\*,†</sup>, M. Burgay<sup>\*\*</sup>, A. Possenti<sup>\*\*</sup>, M.A. McLaughlin<sup>\*</sup>, D.R. Lorimer<sup>\*</sup>,  
R. Turolla<sup>‡</sup>, S. Popov<sup>§</sup> and S. Zane<sup>¶</sup>

<sup>\*</sup>West Virginia University, Physics Department, Morgantown, USA

<sup>†</sup>National Radio Astronomy Observatory, USA

<sup>\*\*</sup>INAF, Osservatorio Astronomico di Cagliari, Italy

<sup>‡</sup>Universita' di Padova, Italy

<sup>§</sup>Sternberg Astronomical Institute, Moscow, Russia

<sup>¶</sup>Mullard Space Science Laboratory, London, UK

**Abstract.** We have carried out a search for radio emission from six X-ray dim isolated neutron stars (XDINSs) observed with the Robert C. Byrd Green Bank Radio Telescope (GBT) at 820 MHz. No bursty or pulsed radio emission was found down to a  $4\sigma$  significance level. The corresponding flux limit is 0.01–0.04 mJy depending on the integration time for the particular source and pulse duty cycle of 2%. These are the most sensitive limits yet on radio emission from these objects.

**Keywords:** XDINS, X-ray dim isolated neutron star, search, radio periodicity, bursty emission

**PACS:** 97.60.Gb, 98.70.Qy

## INTRODUCTION

The *ROSAT* mission discovered a group of seven nearby low-luminosity isolated neutron stars, termed the X-ray dim isolated neutron stars (XDINSs). They share very similar properties and are characterized by soft blackbody-like spectra in the range  $\sim 40$ – $100$  eV, very faint optical counterparts ( $V > 25$ ), long spin periods of 3–12 s (see Table 1). For a recent review see Haberl [1].

So far, no confident detections of pulsed radio emission were found from XDINSs. The aim of this project is to search for pulsed and bursty radio emission from XDINSs to link them in their evolutionary scenarios with other classes of neutron stars, such as magnetars and rotating radio transients (RRATs). All three populations of neutron stars have similar properties, such as period, period derivative, age, and magnetic field so that connections between them are plausible.

## OBSERVATIONS AND DATA PROCESSING

The observations were conducted with the GBT on May 28–31, 2006 at a center frequency of 820 MHz. The Spigot pulsar backend was used to record a signal with  $81.92 \mu\text{s}$  time resolution in 1024 channels covering a 50-MHz receiver bandpass.

All known XDINSs except for RX J0420.0–5022 were observed. Table 1 lists the name of the source, X-ray period  $P$ , the total observing time  $T_{\text{obs}}$ , the largest

trial value  $DM_{\text{top}}$  of dispersion measure (DM), and the  $4\sigma$  upper limit on pulsed radio emission,  $S_{\text{lim}}$ , for pulse duty cycle of 2%. The chosen DM range was determined by the NE2001 model of free electron density in our Galaxy [2]. We assumed distances  $< 1$  kpc for all sources but J1856.5–3754 and minimum pulse widths of 1 ms. For J1856.5–3754 the  $DM_{\text{top}}$  corresponds to the distance of 250 pc. This is half as much again as the true value of  $161^{+18}_{-14}$  pc based on the parallax measurement by van Kerkwijk and Kaplan [3]. For RX J0720.4–3125, the chosen distance of  $< 1$  kpc is also compatible with doubled value of parallax distance of  $360^{+170}_{-90}$  pc [4].

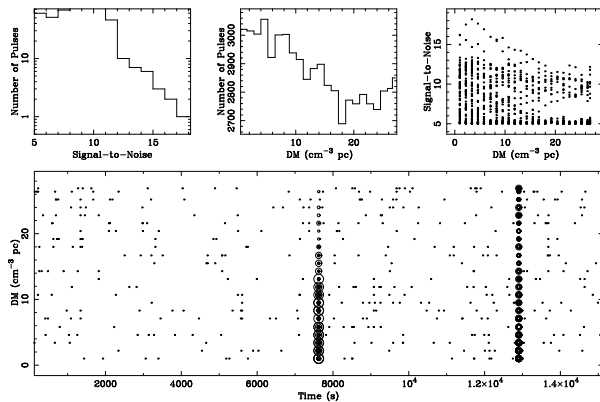
**TABLE 1.** Parameters and processing details for six observed XDINSs.

XDINS	$P$ (s)	$T_{\text{obs}}$ (h)	$DM_{\text{top}}$ ( $\text{pc cm}^{-3}$ )	$S_{\text{lim}}$ ( $\mu\text{Jy}$ )
J0720.4–3125	8.39	4	98	10
J0806.4–4123	11.37	2	172	40
J1308.6+2127	10.31	4.25	27	20
J1605.3+3249	6.88	4	50	10
J1856.5–3754	7.055	4	12	20
J2143.7+0654	9.44	4.08	33	20

The data were processed using both *SIGPROC*<sup>1</sup> and *PRESTO*<sup>2</sup> packages. First, the data were filterbanked into the “Sigproc” format and decimated by 6 samples. After an excision of radio frequency interference (RFI), the

<sup>1</sup> <http://sigproc.sourceforge.net>

<sup>2</sup> <http://www.cv.nrao.edu/~sransom/presto>



**FIGURE 1.** The single-pulse search diagnostic plot for 1RXS J1308.6+2127. *Top*: the histograms of the number of bursts versus SNR and DM, and the dependence of SNR versus DM (*from left to right*). *Bottom*: the main time-DM plot with points’ size corresponding to SNR of the burst. The detection threshold is  $5\sigma$ . Two vertical lines of bursts on the bottom plot are either stronger at zero DM or pretty constant over all the DM range. Both are RFI signatures rather than real pulse which would appear as vertical segment of bursts centered at its strongest burst at non-zero DM with SNR of other bursts gradually fading to the edges of the segment. If there is a train of such segments at the same non-zero DM than it is surely a manifestation of burst emission of the pulsar.

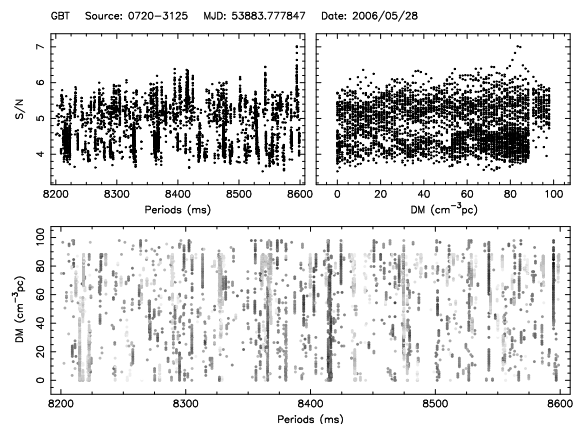
data were dedispersed for a number of different DMs from zero to  $DM_{top}$  (see Table 1) with a step size of roughly  $1 \text{ pc cm}^{-3}$ . Finally, a single-pulse search, FFT search, and Fast Folding Algorithm (FFA) search were applied for every dedispersed time series. A new FFA search code *ffasearch* was written to implement the FFA algorithm [5]. This code has been successfully proven to detect known long-period pulsars with higher signal-to-noise ratios (SNR) than traditional FFT searches.

## SINGLE-PULSE SEARCH

The single-pulse search is a very powerful tool to detect pulsating sources of strong individual bursts that are too weak to be detected through a regular FFT search. The RRATs were discovered in this way [6]. XDINSs show possible connection with the RRATs, thus making the single-pulse search very important.

To detect spiky emission from XDINSs, we have performed the single-pulse search for each isolated neutron star in our analysis. An example diagnostic plot for the single-pulse search for 1RXS J1308.6+2127 is shown in Figure 1. The distinctive feature of a candidate source is the train of strong pulses at some non-zero DM.

Unfortunately, almost all our data were seriously contaminated by RFI of external and equipment nature. The



**FIGURE 2.** Example of an FFA diagnostic plot for RX J0720.4–3125. The *top-left* plot is the periodogram, i.e. folded profile’s significance for every period candidate, the *top-right* plot shows the profile significance versus DM. The plot on the *bottom* represents the SNR of folded profiles versus DM and the period. The darker points have larger SNRs. Signature of the pulsar on this plot is similar to that for a single-pulse search. Long lines over broad DM range are not real but rather a strong RFI of periodic origin.

vertical lines of bursts on the bottom plot of Fig. 1 are RFI signatures that were still in the data after RFI excision. The powerful RFI masking program *rfifind* from *PRESTO* package turned out to be inefficient, because it does not deal with broad impulse non-periodic RFI. Thus, we used a dedicated program *rfimarker* for all sources except for RX J1605.3+3249.

The search was done for a range of pulse widths using matched filtering techniques [7]. Only the candidate with largest SNR was plotted. No apparent strong pulses were found. This could be due to contaminated data, or a lack of bursty emission from the studied XDINSs, or a rate of burst occurrence of less than 1 every few hours.

## FFT AND FFA SEARCHES

Though the FFT search is not efficient for long period sources, because of low-frequency noise, we still applied it to every observed XDINS. However, as we expected we did not find any promising candidates.

On the contrary, the FFA search should be very effective. We performed the FFA search for period ranges within a few hundred milliseconds around the actual X-ray period. Figure 2 shows an example of an FFA diagnostic plot for RX J0720.4–3125. It is similar to that for the single-pulse search (see Fig. 1).

The presence of the a real pulsed source would show up as elongated train of candidates in both period and DM axes. We have inspected the folded profiles for many

candidates and did not find any significant profiles down to the  $4\sigma$  level, corresponding to 0.01–0.04 mJy depending on the integration time for the particular source and duty cycle of 2%.

## SUMMARY

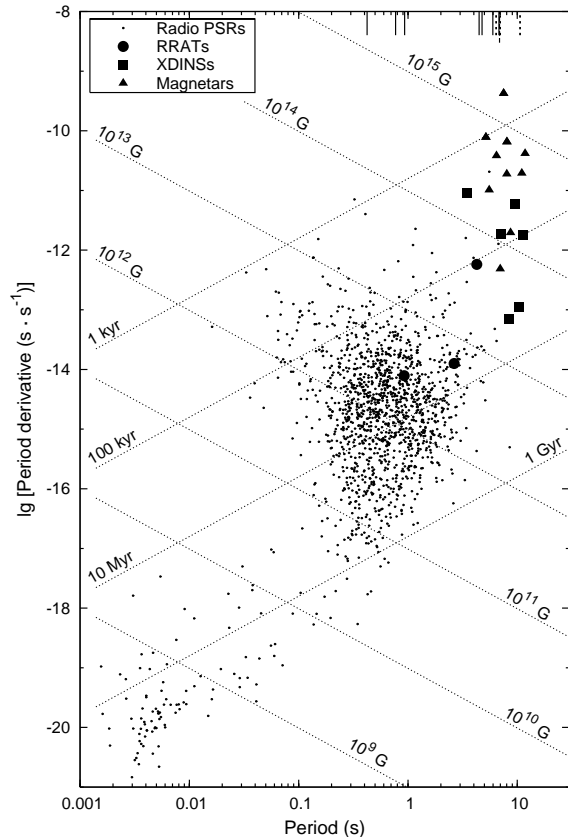
The sporadicity of the RRATs’ radio emission led to immediate suggestions that they are related to other classes of traditionally “radio-quiet” neutron stars such as XDINSs and magnetars. Popov et al. [8] have shown that the implied birthrate of RRATs is more consistent with that of XDINSs than that of magnetars. As shown in the P- $\dot{P}$  diagram on the Figure 3, RRATs and XDINSs also have similar periods and period derivatives, implied ages and magnetic fields. However, the RRATs spin-down properties are also consistent with those of the normal pulsar population and X-ray observations of one RRAT [9] reveal properties similar to those of both normal radio pulsars and XDINSs.

The RRATs are powerful sources of isolated radio bursts, and we have not detected such bursts, or any periodic emission, from the six XDINSs we have observed. Because the distances to the XDINSs are believed to be much smaller than those to the RRATs, we should have had high sensitivity to RRAT-like radio emission. However, our non-detection of such emission does not necessarily mean that there is no relationship between these two source classes.

XDINSs may simply be “radio-quiet”, but it is also likely that perhaps the narrow radio beams from these XDINSs are simply misaligned with our line-of-sight. It is possible that searches at lower frequencies, where radio emission beams are believed to be wider, may be more sensitive to radio emission from XDINSs. Indeed, Malofeev and co-authors [10, 11] reported detection of radio emission from RX J1308.6+2127 and RX J2143.7+0654 at the low frequency of 111 MHz. On the other hand, XDINSs could have very steep spectral indices. If the detection of Malofeev and co-authors is real, our non-detection of radio emission from these two XDINSs at 820 MHz sets a lower limit on the spectral index of 3.6. Finally, it is possible that our non-detection of radio emission from these XDINSs is due to the large amount of contamination from RFI. Our search highlights the importance of improved excision algorithms for impulsive, broadband terrestrial interference.

## ACKNOWLEDGMENTS

SZ thanks STFC (ex-PPARC) for support through an AF. The Robert C. Byrd Green Bank Telescope (GBT) is operated by the National Radio Astronomy Observatory



**FIGURE 3.** P- $\dot{P}$  diagram. Lines on the top mark the period values for the objects with unknown yet period derivatives: seven RRATs (solid), one magnetar SGR 1627–41 and two candidates AX J1845–03 and CXO J164710.2–455216 (dashed), and one XDINS RX J1605.3+3249 (longer dashed).

which is a facility of the U.S. National Science Foundation operated under cooperative agreement by Associated Universities, Inc.

## REFERENCES

1. F. Haberl, *Ap&SS* **308**, 181 (2007).
2. J.M. Cordes & T.J.W. Lazio, *ArXiv Astrophysics e-prints* (2002), astro-ph/0207156.
3. M.H. van Kerkwijk & D.L. Kaplan, *Ap&SS* **308**, 191 (2007).
4. D.L. Kaplan, et al., *ApJ* **660**, 1428 (2007).
5. D.H. Staelin, *IEEE Proceedings* **57**, 724 (1969).
6. M.A. McLaughlin, et al., *Nature* **439**, 817 (2006).
7. M.A. McLaughlin & J.M. Cordes, *ApJ* **596**, 982 (2003).
8. S.B. Popov, et al., *MNRAS* **369**, L23 (2006).
9. M.A. McLaughlin, et al., *ApJ* (2007), in press, *ArXiv e-prints* 0708.1149.
10. V.M. Malofeev, et al., *Astronomy Reports* **49**, 242 (2005).
11. V.M. Malofeev, et al., *Ap&SS* **308**, 211 (2007).