

YOUNG AND MASSIVE BINARY PROGENITORS OF TYPE Ia SUPERNOVAE AND THEIR CIRCUMSTELLAR MATTER

IZUMI HACHISU

Department of Earth Science and Astronomy, College of Arts and Sciences, University of Tokyo, Komaba 3-8-1, Meguro-ku, Tokyo 153-8902, Japan

MARIKO KATO

Department of Astronomy, Keio University, Hiyoshi 4-1-1, Kouhoku-ku, Yokohama 223-8521, Japan

AND

KEN'ICHI NOMOTO

Department of Astronomy, University of Tokyo, Hongo 7-3-1, Bunkyo-ku, Tokyo 113-0033, and Institute for the Physics and Mathematics of the Universe,
University of Tokyo, Kashiwa, Chiba 277-8582, Japan

to appear in the Astrophysical Journal

ABSTRACT

We present new evolutionary models for Type Ia supernova (SN Ia) progenitors, introducing mass-stripping effect on a main-sequence (MS) or slightly evolved companion star by winds from a mass-accreting white dwarf (WD). The mass-stripping attenuates the rate of mass transfer from the companion to the WD. As a result, quite a massive MS companion can avoid forming a common envelope and increase the WD mass up to the SN Ia explosion. Including the mass-stripping effect, we follow binary evolutions of various WD + MS systems and obtain the parameter region in the initial donor mass – orbital period plane where SNe Ia occur. The newly obtained SN Ia region extends to donor masses of $6-7 M_{\odot}$, although its extension depends on the efficiency of mass-stripping effect. The stripped matter would mainly be distributed on the orbital plane and form very massive circumstellar matter (CSM) around the SN Ia progenitor. It can explain massive CSM around SNe Ia/IIn(Ia) 2002ic and 2005gj as well as tenuous CSM around normal SN Ia 2006X. Our new model suggests the presence of very young ($\lesssim 10^8$ yr) populations of SNe Ia, being consistent with recent observational indications of young population SNe Ia.

Subject headings: binaries: close — circumstellar matter — stars: winds, outflows — supernovae: individual (SN2002ic, SN 2005gj, SN 2006X)

1. INTRODUCTION

The nature of Type Ia supernova (SN Ia) progenitors has not been clarified yet (e.g., Niemeyer & Hillebrandt 2004; Nomoto et al. 2000), although it has been commonly agreed that the exploding star is a mass-accreting carbon-oxygen white dwarf (C+O WD). For the exploding WD itself, the observed features of SNe Ia are better explained by the Chandrasekhar mass model than the sub-Chandrasekhar mass model (e.g., Livio 2000). However, there has been no clear observational indication as to how the WD mass gets close enough to the Chandrasekhar mass for carbon ignition; i.e., whether the WD accretes H/He-rich matter from its binary companion [single degenerate (SD) scenario], or two C+O WDs merge [double degenerate (DD) scenario].

Recently, the following two important findings have been reported in relation to the SN Ia progenitors: (1) circumstellar matter (CSM) around the progenitors, and (2) a very young ($\lesssim 10^8$ yr) population of the progenitors.

Circumstellar Matter: In the SD scenario, H/He-rich CSM is expected to exist around SNe Ia as a result of mass transfer from the companion as well as the WD winds (e.g., Nomoto 1982; Hachisu, Kato, & Nomoto 1999a). Thus searching for H/He-rich CSM is one of the key observations to identify the progenitors (e.g., Lundqvist et al. 2003). Recently detections of such CSM have been reported for several

SNe Ia, i.e., observations of narrow H-emission lines in SNe 2002ic (Hamuy et al. 2003) and 2005gj (Alderling et al. 2006; Prieto et al. 2007) (Type Ia/IIn or IIa (Deng et al. 2004)), thermal X-rays from 2005ke (Immler et al. 2006), and Na I D lines in 2006X (Patat et al. 2007a).

The identification of SN 2002ic as an SN Ia has been confirmed by the recent spectral comparison between SN 2005gj and SNe Ia (Prieto et al. 2007), being against the Type Ic suggestion by Benetti et al. (2006). Several CSM interaction models suggested a $1-2 M_{\odot}$ CSM (Chugai et al. 2004; Nomoto et al. 2005). The evolutionary origin of such a massive CSM has been explored by Livio & Reiss (2003) based on a common envelope evolution model, by Han & Podsiadlowski (2006) from the delayed dynamical instability model of binary mass transfer, and by Wood-Vasey & Sokoloski (2006) based on a recurrent nova model with a red giant companion.

For normal SNe Ia, non-detection of radio has put the upper limit of mass loss rate as $\dot{M}/v_{10} \lesssim 10^{-8} M_{\odot} \text{ yr}^{-1}$, where $v_{10} \equiv v/10 \text{ km s}^{-1}$ (Panagia et al. 2006). However, the optical observations of SN 2006X have detected variable Na I D lines from CSM, whose expansion velocity and mass have been estimated to be $v_{10} \sim 10$ and $\sim 10^{-4} M_{\odot}$ (Patat et al. 2007a). Patat et al. have suggested that the CSM in SN 2006X originated from the red-giant companion because of relatively low velocities. Comparing the SN 2006X light curves with the other normal SNe Ia light curves, Wang et al. (2007a) suggested that the obvious deviation, the decline rate is slowing down in a later phase, can be explained by an interac-

Electronic address: hachisu@ea.c.u-tokyo.ac.jp
Electronic address: mariko@educ.cc.keio.ac.jp
Electronic address: nomoto@astron.s.u-tokyo.ac.jp

tion between ejecta and CSM or a light echo of circumstellar/interstellar matter (see also Wang et al. 2007b).

Young Population: According to Mannucci et al. (2006), the present observational data of SNe Ia are best matched by a bimodal population of the progenitors, in which about 50 percent of SNe Ia explode soon after their stellar birth at the *delay time* of $t_{\text{delay}} \sim 10^8$ yr, while the remaining 50 percent have a much wider distribution of the *delay time* of $t_{\text{delay}} \sim 3$ Gyr. Aubourg et al. (2007) recently reported evidence for a short (less than 70 Myr) delay time component in the SN Ia population. In this paper, we define the term *delay time* as *the age of a binary system at the SN Ia explosion*, in order to compare our results with the earlier results (e.g., Greggio & Renzini 1983; Greggio 2005; Mannucci et al. 2006).

This kind of short delay times ($t_{\text{delay}} \lesssim 10^8$ yr) of SNe Ia have been suggested from the distribution of SNe Ia relative to spiral arms (e.g., Bartunov et al. 1994; della Valle & Livio 1994). Recently, Di Stefano & Kong (2003) reported, based on the *Chandra* data from four external galaxies: an elliptical galaxy (NGC 4967), two face-on spiral galaxies (M101 and M83), and an interacting galaxy (M51), that in every galaxy there are at least several hundred luminous supersoft X-ray sources (SSXSs) with a luminosity of $\gtrsim 10^{37}$ erg s $^{-1}$ and that, in the spiral galaxies M101, M83, and M51, SSXSs appear to be associated with the spiral arms. The latter may indicate that SSXSs are young systems, possibly younger than 10^8 yr, and has some close relation to the young population of SNe Ia.

The SD scenario has ever not predicted such young populations of $t_{\text{delay}} \sim 10^8$ yr, corresponding to, at least, the zero-age main-sequence (ZAMS) stars at mass $5 - 6 M_{\odot}$ (see, e.g., Li & van den Heuvel 1997; Hachisu et al. 1999b; Langer et al. 2000; Han & Podsiadlowski 2004). In the present paper, we propose a scenario for such a young SN Ia population by introducing *mass-stripping effect* into binary evolutions. Mass-accreting WDs blow optically thick winds when the mass transfer rate to the WD exceeds the critical rate of $\dot{M}_{\text{cr}} \sim 1 \times 10^{-6} M_{\odot} \text{ yr}^{-1}$ (Hachisu et al. 1996). The WD wind collides with the secondary's surface and strips off matter. When the mass-stripping effect is efficient enough, the mass transfer rate to the WD is attenuated and the binary can avoid the formation of a common envelope even for a rather massive secondary.

The mass-stripping effect on a MS companion has been first introduced by Hachisu & Kato (2003b,c), who analyzed two quasi-periodic transient supersoft X-ray sources, RX J0513.9–6951 and V Sge: RX J0513 shows a quasi-periodic oscillation between optical high ($\sim 100 - 120$ days) and low (~ 40 days) states with an amplitude of 1 mag (Alcock et al. 1996). RX J0513 is X-ray bright only during the optical low states (Reinsch et al. 2000). Hachisu & Kato (2003b) proposed a model that the mass transfer is modulated by the WD wind because the WD wind collides with the companion and strips off its surface and attenuates the mass transfer rate. When the mass transfer rate decreases below the critical rate \dot{M}_{cr} , the WD wind stops and supersoft X-ray turns on. This corresponds to an optical low state. Then the mass-transfer rate recovers because of no attenuation by WD winds and the WD blows winds again. X-ray turns off and an optical high state resumes and the binary starts the next cycle of quasi-periodic oscillation. Such a self-sustained model naturally explains major characteristics of quasi-periodic high and low states and this success encourages us to adopt the same

idea in the evolution scenario of supersoft X-ray sources and SN Ia progenitors.

In the present paper, we show that this mass-stripping effect derives (1) formations of circumstellar matter (CSM) around SNe Ia and (2) a very young population of SNe Ia. We summarize our basic treatments of mass-stripping effect and binary evolutions in §2, and then show our numerical results and their relations to a very young population of SNe Ia in §3. In §4 we present the origin of CSM around SNe Ia based on our results and show a relation between the very young population of SNe Ia and their massive CSM. Discussion and concluding remarks follow in §§5 and 6.

2. MASS-STRIPPING EFFECT AND BINARY EVOLUTION

Strong winds from a mass-accreting WD collide with the companion star and strip off its surface. This mass-stripping effect plays an important role in binary evolutions (e.g. Hachisu et al. 1999a). Here we reformulate its treatment in our binary evolution calculation.

2.1. New Aspects of Binary Evolutions

First we briefly introduce a new binary evolutionary process through stages (a)-(d) below (also shown in Fig. 1a-d), where (c) and (d) are new stages introduced by mass-stripping.

(a) The more massive (primary) component of a binary evolves to a red giant star (with a helium core) or an AGB star (with a C+O core) and fills its Roche lobe. Mass transfer from the primary to the secondary begins and a common envelope is formed. After the first common envelope evolution, the separation shrinks and the primary component becomes a helium star or a C+O WD. The helium star evolves to a C+O WD after a large part of helium is exhausted by core-helium-burning. We eventually have a close pair of a C+O WD and a main-sequence (MS) star as shown in Figure 1a.

(b) After the secondary evolves to fill its Roche lobe, the mass transfer to the WD begins. This mass transfer occurs in a thermal timescale because the secondary mass is more massive than the WD. The mass transfer rate exceeds the critical rate for the optically thick wind to blow from the WD (Hachisu et al. 1996, 1999a,b).

(c) Optically thick winds from the WD collide with the secondary surface and strips off its surface layer (Hachisu & Kato 2003a,b,c). This mass-stripping attenuates the rate of mass transfer from the secondary to the WD, thus preventing the formation of a common envelope for a more massive secondary in the case with than in the case without this effect. Thus the mass-stripping effect widens the donor mass range of SN Ia progenitors (see Fig. 3 below).

(d) Such stripped-off matter forms a massive circumstellar torus on the orbital plane, which may be gradually expanding with an outward velocity of $\sim 10 - 100$ km s $^{-1}$ (Fig. 1d), because the escape velocity from the secondary surface to L3 point is $v_{\text{esc}} \sim [(\phi_{\text{L3}} - \phi_{\text{MS}})GM/a]^{1/2} \sim 100$ km s $^{-1}$ (see below). Subsequent interaction between the fast wind from the WD and the very slowly expanding circumbinary torus forms an hourglass structure (Fig. 1c-d).

2.2. Formulation of Mass-stripping

Fast strong winds collide with the companion as illustrated in Figure 1. The companion's surface gas is shock-heated and ablated in the wind. We estimate the shock-heating by assuming that the velocity component normal to the companion's surface is dissipated by the shock and the kinetic energy is

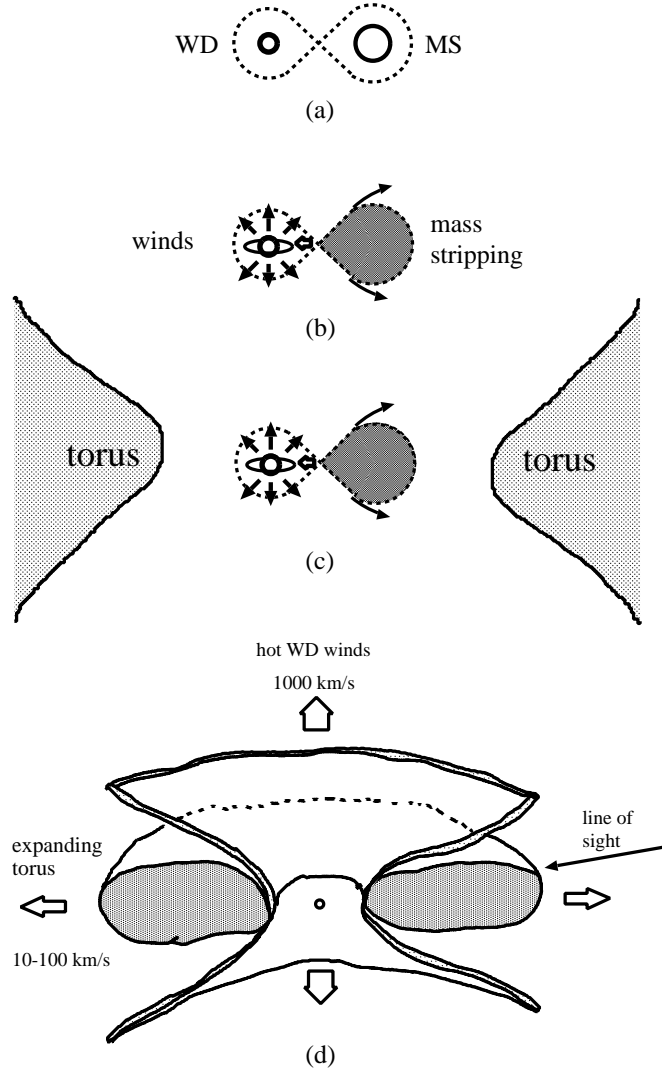


FIG. 1.— A schematic configuration of a binary evolution including mass-stripping effect. (a) Here we start a pair of a C+O WD and a more massive main-sequence (MS) star with a separation of several to a few tens of solar radii. (b) When the secondary evolves to fill its Roche lobe, mass transfer onto the WD begins. The mass transfer rate exceeds a critical rate for optically thick winds. Strong winds blow from the WD. (c) The hot wind from the WD hits the secondary and strips off its surface. (d) Such stripped-off material forms a massive circumstellar disk or torus and it gradually expands with an outward velocity of $\sim 10-100 \text{ km s}^{-1}$. The interaction between the WD wind and the circumstellar torus forms an hourglass structure. The WD mass increases up to $M_{\text{Ia}} = 1.38 M_{\odot}$ and explodes as an SN Ia. When we observe the SN Ia from a high inclination angle such as denoted by “line of sight,” circumstellar matter (CSM) can be detected as absorption lines like in SN 2006X.

converted into the thermal energy of the surface layer. The heated surface layer expands to be ablated in the wind.

To obtain the mass stripping rate, we use the same formulation proposed by Hachisu & Kato (2003b,c). We equate the stripping rate times the gravitational potential at the companion surface to the net rate of energy dissipation by the shock as:

$$\frac{GM}{a} (\phi_{\text{L3}} - \phi_{\text{MS}}) \cdot \dot{M}_{\text{strip}} = \frac{1}{2} v^2 \cdot \eta_{\text{eff}} \cdot g(q) \cdot \dot{M}_{\text{wind}}, \quad (1)$$

where $M = M_{\text{WD}} + M_{\text{MS}}$, M_{WD} is the WD mass, M_{MS} is the main-sequence companion mass, a is the separation of the binary; ϕ_{MS} and ϕ_{L3} denote the Roche potential (normalized by GM/a) at the MS surface and the L3 point near the MS companion, respectively; v is the WD wind velocity, η_{eff} is the efficiency of conversion from kinetic energy to thermal energy by the shock, $g(q)$ is the geometrical factor of the MS surface hit by the wind including the inclination (oblique shock) ef-

fect of the wind velocity against the companion’s surface (see Hachisu, Kato, & Nomoto 1999a, for more details on $g(q)$), and $q \equiv M_2/M_1 = M_{\text{MS}}/M_{\text{WD}}$ is the mass ratio. Here we modified equation (21) of Hachisu et al. (1999a) to include the effect of Roche lobe overflow from the L3 point. Then the stripping rate is estimated as

$$\dot{M}_{\text{strip}} = c_1 \dot{M}_{\text{wind}}, \quad (2)$$

where

$$c_1 \equiv \frac{\eta_{\text{eff}} \cdot g(q)}{\phi_{\text{L3}} - \phi_{\text{MS}}} \left(\frac{v^2 a}{2GM} \right). \quad (3)$$

Here we assume that the WD wind is spherically symmetric. If the asphericity of the WD wind is not so large, having a latitudinal (θ -angle) dependency like a broad angle jet, we have a different form of $g(q)$ and its value may be much smaller than that for the spherically symmetric WD winds. We also assume $\eta_{\text{eff}} = 1$ in the present calculation. When the wind ve-

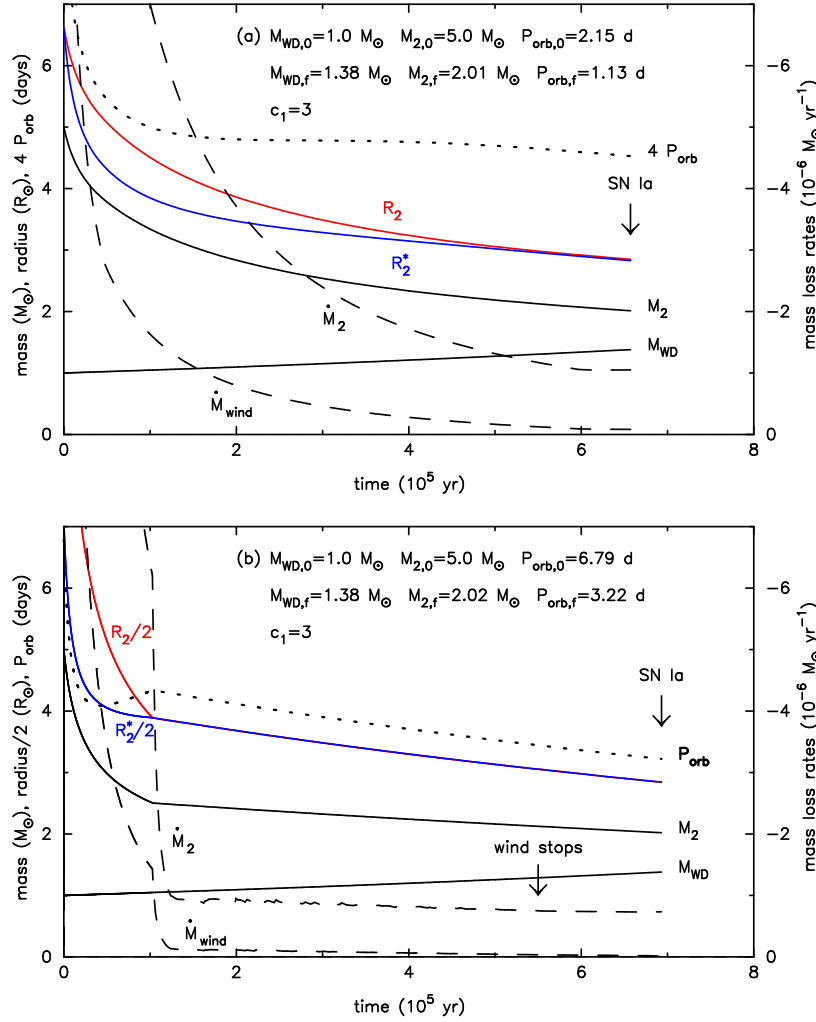


FIG. 2.— SN Ia evolutions for two typical cases of WIND and CALM. (a) Case WIND: starting from $M_{\text{WD},0} = 1.0 M_{\odot}$, $M_{2,0} = 5.0 M_{\odot}$, and $P_0 = 2.15$ days with $c_1 = 3$, the WD reaches the SN Ia explosion in the wind phase at $t = 6.57 \times 10^5$ yr. The WD mass (M_{WD}), secondary mass (M_2), mass loss rate from the secondary (\dot{M}_2), WD wind mass loss rate (\dot{M}_{wind}), radius of the secondary (R_2), effective radius of the Roche lobe for the secondary (R_2^*), and orbital period (P_{orb}) are plotted. Only the orbital period is multiplied by four to easily see its change. (b) Case CALM: starting from $M_{\text{WD},0} = 1.0 M_{\odot}$, $M_{2,0} = 5.0 M_{\odot}$, and $P_0 = 6.79$ days with $c_1 = 3$, the WD reaches the SN Ia explosion but in an SSXS phase without winds at $t = 6.93 \times 10^5$ yr. The WD wind stops at $t = 5.5 \times 10^5$ yr. Even after that, the WD loses its mass due to weak helium shell flashes (Kato & Hachisu 1999). Here \dot{M}_{wind} includes an average mass loss rate by helium shell flashes and thus does not become zero after the optically thick wind of steady hydrogen shell burning stops. Values of the secondary radius (R_2) and the Roche lobe radius for the secondary (R_2^*) are divided by two to squeeze them into the figure.

locity is as fast as $4,000 \text{ km s}^{-1}$, we have $c_1 \sim 10$ as estimated by Hachisu & Kato (2003b). Although there is a large ambiguity in this kind of parameterization as c_1 , Hachisu & Kato (2003b,c) found the best fit models with $c_1 = 1.5 - 10$ for RX J0513.9–6953 and $c_1 = 7 - 8$ for V Sge. We thus assume $c_1 = 1, 3$, and 10 to examine the dependence on the mass-stripping effect, because the essential ambiguity of our formulation is included in the c_1 parameter.

When winds blow from the WD and strip off the companion's surface, the change of the separation, a , is calculated from

$$\begin{aligned} \frac{\dot{a}}{a} &= \frac{\dot{M}_1 + \dot{M}_2}{M_1 + M_2} - 2 \frac{\dot{M}_1}{M_1} - 2 \frac{\dot{M}_2}{M_2} + 2 \frac{\dot{J}}{J} \\ &= \frac{\dot{M}_1 + \dot{M}_2}{M_1 + M_2} - 2 \frac{\dot{M}_1}{M_1} - 2 \frac{\dot{M}_2}{M_2} \\ &\quad + 2 \frac{M_1 + M_2}{M_1 M_2} (\ell_w \dot{M}_{\text{wind}} + \ell_s \dot{M}_{\text{strip}}), \end{aligned} \quad (4)$$

where $M_1 = M_{\text{WD}}$, $M_2 = M_{\text{MS}}$, ℓ_w and ℓ_s are the specific an-

gular momenta of the WD wind and the stripped-off matter, respectively, in units of $a^2 \Omega_{\text{orb}}$ with Ω_{orb} being the orbital angular velocity. Since the WD wind is much faster than the orbital motion, the wind cannot get angular momentum from the orbital torque during its journey, so that the wind has the same specific angular momentum as the WD, which is estimated as

$$\ell_w = \left(\frac{q}{1+q} \right)^2. \quad (5)$$

The ablated gas from the companion is assumed to have the angular momentum at the companion's surface. Then we have a numerical factor of

$$\ell_s = \frac{h(q)}{g(q)}, \quad (6)$$

which was given in Table 1 of Hachisu et al. (1999a) and is rather small compared with ℓ_w . (See Hachisu et al. 1999a, for more details of ℓ_s .)

2.3. Modified Mass Transfer Rate

We have followed binary evolutions from the initial state of $(M_{1,0}, M_{2,0}, P_0)$, i.e., $(M_{\text{WD},0}, M_{\text{MS},0}, P_0)$, where P_0 is the initial orbital period. Here, the subscript naught (0) denotes stage (a) in Figure 1, that is, before the mass transfer from the secondary starts. The radius, $R_2(M_2, t)$, and luminosity, $L_2(M_2, t)$, of stars which have slightly evolved off from the zero-age main-sequence (ZAMS), are calculated using the analytic form given by Tout et al. (1997).

The mass transfer proceeds on a thermal time scale when the mass ratio M_2/M_1 exceeds 0.79. We approximate the mass transfer rate as

$$-\dot{M}_2 = \frac{M_2}{\tau_{\text{KH}}} \cdot \max\left(\frac{\zeta_{\text{RL}} - \zeta_{\text{MS}}}{\zeta_{\text{MS}}}, 1\right), \quad (7)$$

where τ_{KH} is the Kelvin-Helmholtz timescale given by

$$\tau_{\text{KH}} \approx 3 \times 10^7 \text{ yr} \left(\frac{M_2}{M_\odot}\right)^2 \left(\frac{R_2}{R_\odot} \cdot \frac{L_2}{L_\odot}\right)^{-1} \quad (8)$$

(e.g., Paczynski 1971), and $\zeta_{\text{RL}} = d \log R^*/d \log M$ and $\zeta_{\text{MS}} = d \log R_{\text{MS}}/d \log M$ are the mass-radius exponents of the inner critical Roche lobe and the main sequence component, respectively (e.g., Hjellming & Webbink 1987). The effective radius of the inner critical Roche lobe, R^* , is calculated from Eggleton's (1983) empirical formula, i.e.,

$$\frac{R^*}{a} = f(q) \equiv \frac{0.49q^{2/3}}{0.6q^{2/3} + \ln(1+q^{1/3})}, \quad (9)$$

where $q = M_2/M_1$.

When the mass transfer rate to the WD exceeds a critical value, which is given by

$$\dot{M}_{\text{cr}} \approx 0.75 \times 10^{-6} \left(\frac{M_{\text{WD}}}{M_\odot} - 0.4\right) M_\odot \text{ yr}^{-1}, \quad (10)$$

for the solar composition (hydrogen content of $X = 0.7$ and metallicity of $Z = 0.02$), the WD blows a wind with a mass loss rate of $\dot{M}_{\text{wind}} (< 0)$. This critical rate of \dot{M}_{cr} is the same as the critical rate for mass-accreting WDs to expand to a giant size, i.e., \dot{M}_{RG} (see Nomoto et al. 2007, for the recent calculation of \dot{M}_{RG}). The mass loss from the WD also occurs during the hydrogen shell flashes when $-\dot{M}_2 < \dot{M}_{\text{stable}}$, where \dot{M}_{stable} is the lowest rate for steady hydrogen burning and given by equation

$$\dot{M}_{\text{stable}} \approx 0.31 \times 10^{-6} \left(\frac{M_{\text{WD}}}{M_\odot} - 0.54\right) M_\odot \text{ yr}^{-1} \quad (11)$$

(Nomoto et al. 2007). When $\dot{M}_{\text{stable}} < -\dot{M}_2 < \dot{M}_{\text{cr}}$, we have no mass loss associated with steady hydrogen shell-burning but have mass loss by helium shell flashes. This mass loss play some role in the binary evolution (Kato & Hachisu 1999). Therefore, \dot{M}_{wind} is the summation of the optically thick wind mass loss, hydrogen shell flashes, and helium shell flashes.

We have the relation

$$\dot{M}_1 + \dot{M}_2 = \dot{M}_{\text{wind}} + \dot{M}_{\text{strip}}, \quad (12)$$

from the total mass conservation, thus defining the net mass transfer rate to the WD as

$$\dot{M}_{\text{transfer}} \equiv \dot{M}_{\text{strip}} - \dot{M}_2 = \dot{M}_1 - \dot{M}_{\text{wind}}, \quad (13)$$

where signs of $\dot{M}_{\text{transfer}} > 0$, $\dot{M}_{\text{strip}} \leq 0$, $\dot{M}_2 < 0$, $\dot{M}_1 \geq 0$, and $\dot{M}_{\text{wind}} \leq 0$ should be noted. If \dot{M}_2 is given, we have the net mass transfer rate of

$$\dot{M}_{\text{transfer}} = \begin{cases} (c_1 \dot{M}_{\text{cr}} - \dot{M}_2)/(c_1 + 1), & \text{for } -\dot{M}_2 > \dot{M}_{\text{cr}} \\ -\dot{M}_2, & \text{for } -\dot{M}_2 \leq \dot{M}_{\text{cr}} \end{cases}, \quad (14)$$

where we use equations (2), (13), and a relation of

$$-\dot{M}_{\text{wind}} = \dot{M}_{\text{transfer}} - \dot{M}_{\text{cr}}, \quad (15)$$

for $-\dot{M}_2 > \dot{M}_{\text{cr}}$. Other treatments for binary evolution are essentially the same as those in Hachisu et al. (1999b).

Figure 2 shows two typical evolutionary sequences that demonstrate the effects by the modified mass transfer rate, \dot{M}_2 , in equation (7).

(a) Starting from $M_{\text{WD},0} = 1.0 M_\odot$, $M_{2,0} = 5.0 M_\odot$, and $P_0 = 2.15$ days with $c_1 = 3$, the WD reaches the SN Ia explosion in the wind phase (Case WIND) at $t = 6.57 \times 10^5$ yr after the secondary fills its Roche lobe. The WD increases its mass (M_{WD}) up to $M_{\text{Ia}} = 1.38 M_\odot$ to explode as an SN Ia. The secondary mass (M_2) decreases to $2.01 M_\odot$ at the explosion. Both the mass decreasing rate of the secondary (dashed line labeled \dot{M}_2) and the WD wind mass loss rate (dashed line labeled \dot{M}_{wind}) are also decreasing rapidly especially in the early phase of $t \lesssim 1 \times 10^5$ yr. This is because $-\dot{M}_2$ is large and the mass transfer rate, $\dot{M}_{\text{transfer}}$, is large during this phase, and as a result, both the WD wind mass loss rate, \dot{M}_{wind} , and the stripping rate, \dot{M}_{strip} , are also large. Shortly after this early phase, the Roche lobe's mass-radius exponent, ζ_{RL} , becomes smaller than the secondary's mass-radius exponent, ζ_{MS} , that is, $\zeta_{\text{RL}} - \zeta_{\text{MS}} < 0$. This gives $-\dot{M}_2 = M_2/\tau_{\text{KH}}$ from equation (7). We keep this mass transfer rate as long as the secondary overfills the Roche lobe, i.e., $R_2 > R_2^*$. In Figure 2a, we plot the secondary radius (the red line labeled R_2) and the Roche lobe radius for the secondary component (the blue line labeled R_2^*) to show the condition of $R_2 > R_2^*$ during the evolution.

(b) Starting from $M_{\text{WD},0} = 1.0 M_\odot$, $M_{2,0} = 5.0 M_\odot$, and $P_0 = 6.79$ days with $c_1 = 3$, the WD reaches the SN Ia explosion but in a phase of no winds (Case CALM) at $t = 6.93 \times 10^5$ yr after the secondary fills its Roche lobe. In this case the evolution of the mass transfer rate is different from Case WIND above. With $-\dot{M}_2 = M_2/\tau_{\text{KH}}$ for $\zeta_{\text{RL}} < \zeta_{\text{MS}}$ in equation (7), the secondary eventually underfills the Roche lobe, i.e., $R_2 < R_2^*$. This can be seen in Figure 2b, where the line of R_2 crosses the line of R_2^* at $t \sim 1 \times 10^5$ yr. This is because the stripped matter has rather low specific angular momentum (eq. [6]), so that the binary separation hardly shrinks or even increases as seen from the temporal increase in the orbital period in Figure 2b. In realistic binary evolutions, the mass transfer is tuned in a way that the secondary radius is always equal to the Roche lobe radius for the secondary, i.e., $R_2 = R_2^*$. Therefore $-\dot{M}_2$ is drastically decreased after $t \sim 1 \times 10^5$ yr, as shown in Figure 2b. Thus, the optically thick WD wind stops at $t = 5.5 \times 10^5$ yr. In such a low mass transfer phase as $\dot{M}_{\text{transfer}} \sim 1 \times 10^{-6} M_\odot \text{ yr}^{-1}$, weak helium shell flashes occur and play an important role as a mass loss mechanism. This helium flash wind also strips off the secondary surface, thus working as a stripping effect. We introduce mass-stripping effect by these helium shell flashes into our binary evolution. Very small but finite \dot{M}_{wind} in Figure 2b (after winds stop) represents the mass loss from the WD at helium shell flashes and \dot{M}_2 includes the ensuing mass-stripping from the secondary.

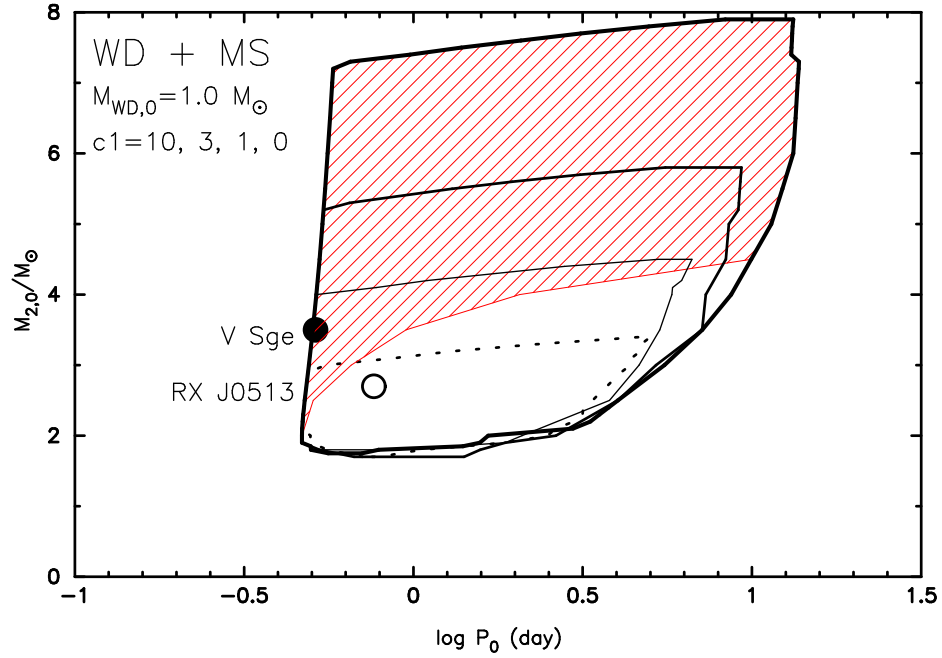


FIG. 3.— The initial parameter regions producing SNe Ia are plotted in the $\log P_0 - M_{2,0}$ (orbital period — donor mass) plane for the WD + MS systems with various mass-stripping factors, c_1 . *Thick solid*: $c_1 = 10$. *Medium solid*: $c_1 = 3$. *Thin solid*: $c_1 = 1$. *Dotted*: $c_1 = 0$. The (red) hatched region indicates a region with a short delay time ($t_{\text{delay}} \leq 100$ Myr) for the case of $c_1 = 10$. The region extends to the more massive donors for the larger c_1 . Two supersoft X-ray sources, RX J0513.9–6951 (*open circle*) and V Sge (*filled circle*), are plotted, masses of which are estimated to be $2.7 M_{\odot}$ (Hachisu & Kato 2003b) and $3.5 M_{\odot}$ (Hachisu & Kato 2003c), orbital periods of which are determined to be 0.76 days (Pakull et al. 1993) and 0.51 days (Herbig et al. 1965; Patterson et al. 1998), respectively. The position of V Sge suggests that $c_1 > 0$.

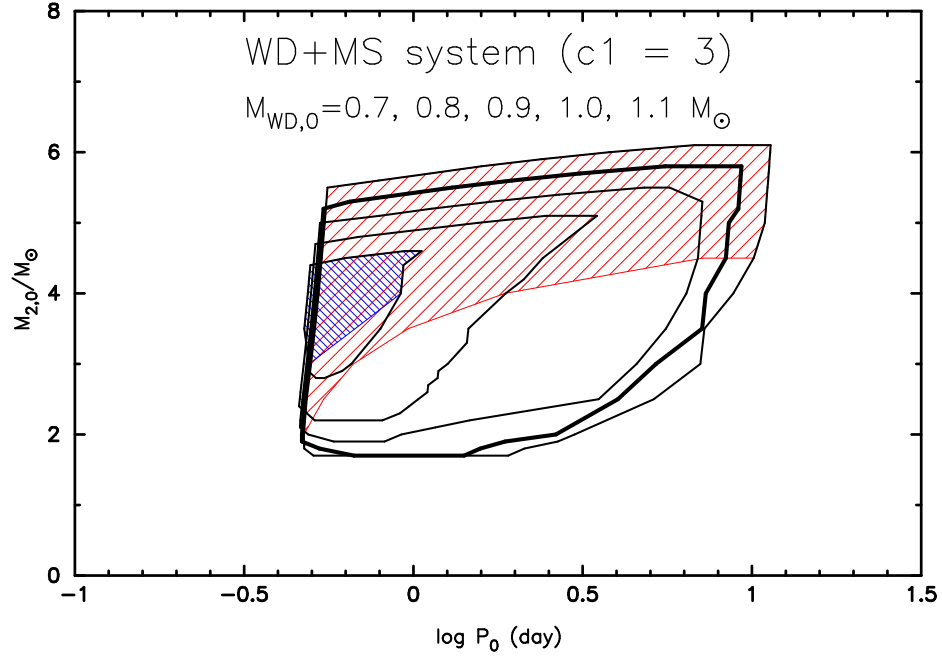


FIG. 4.— Dependence of the SN Ia parameter region on the initial WD mass, $M_{\text{WD},0}$, for a mass-stripping factor of $c_1 = 3$. From inside to outside, $M_{\text{WD},0} = 0.7, 0.8, 0.9, 1.0$ (*thick solid line*), and $1.1 M_{\odot}$. There is no region for $M_{\text{WD},0} = 0.6 M_{\odot}$. The (red) sparse hatched region indicates the delay time of $t_{\text{delay}} \leq 100$ Myr for $M_{\text{WD},0} = 1.1 M_{\odot}$ but the (blue) dense hatched region for $M_{\text{WD},0} = 0.7 M_{\odot}$.

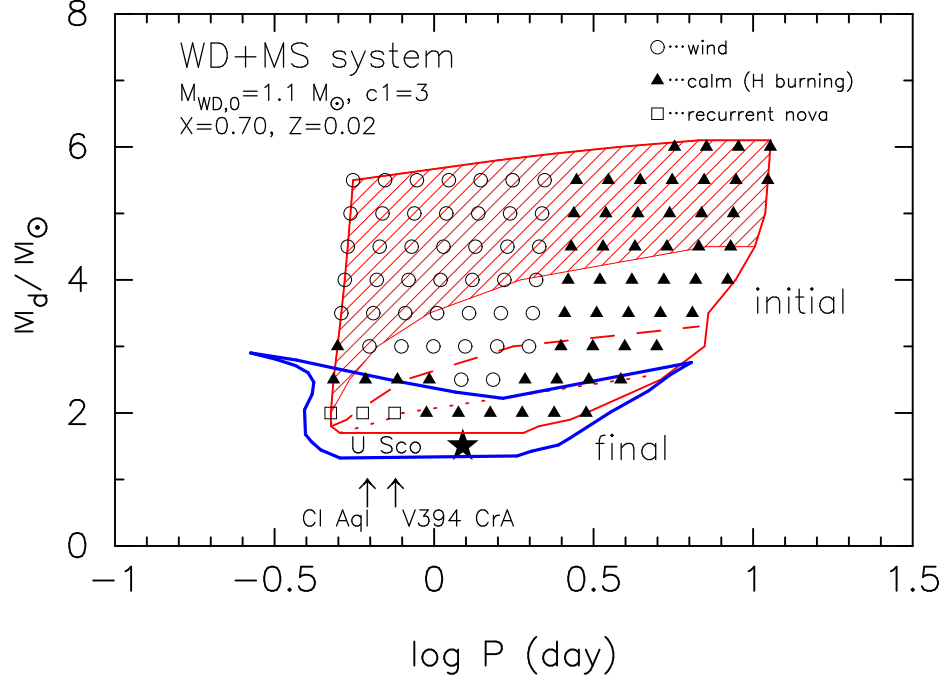


FIG. 5.— The parameter region that produces SNe Ia is plotted in the $\log P - M_d$ (orbital period — donor mass) plane for the WD + MS system. Here we assume $M_{\text{WD},0} = 1.1 M_{\odot}$ for the initial white dwarf mass. The initial WD + MS system inside the region encircled by the (red) thin solid line (labeled “initial”) will increase its white dwarf mass up to the critical mass ($M_{\text{Ia}} = 1.38 M_{\odot}$) for the SN Ia explosion to occur. The final state of the WD + MS system in the $\log P - M_d$ plane just before the SN Ia explosion is specified by one of wind (*open circle*), steady H-burning (*filled triangle*), or recurrent nova (*open square*) phase. A hatched region indicates a region in which the progenitor explodes in a delay time of $t_{\text{delay}} \leq 100$ Myr. Dashed line: in a delay time of 200 Myr. Dotted line: in a delay time of 400 Myr. Currently known positions of three recurrent novae are indicated by a star mark (*) for U Sco (e.g., Schaefer & Ringwald, 1995; Hachisu et al. 2000a,b), and by arrows for the other two recurrent novae, V394 CrA (Schaefer 1990) and CI Aql (Mennickent & Honeycutt 1995), of unknown companion masses. The WD masses of U Sco and V394 CrA were estimated to be $1.37 M_{\odot}$ (Hachisu et al. 2000a; Hachisu & Kato 2000) while that of CI Aql was $1.2 M_{\odot}$ (Hachisu & Kato 2003a).

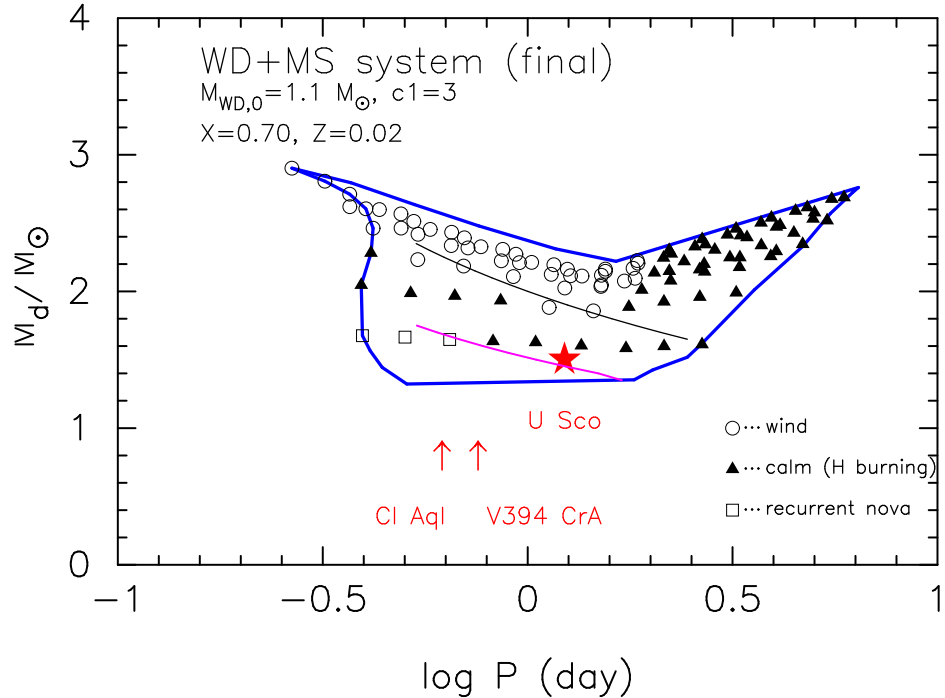


FIG. 6.— The final SN Ia region just before an SN Ia explosion. Each symbol has the same meaning as in Fig. 5. The upper black solid line and lower magenta solid line denote lines at $-M_2 = \dot{M}_{\text{cr}}$ and $-M_2 = \dot{M}_{\text{stable}}$, respectively, just at the SN Ia explosion, where \dot{M}_2 is calculated from eq. (17) with R_2 and L_2 taken from a single star evolution given by Tout et al. (1997). Both the lines agree reasonably with the borders of WIND–CALM and CALM–RN, respectively.

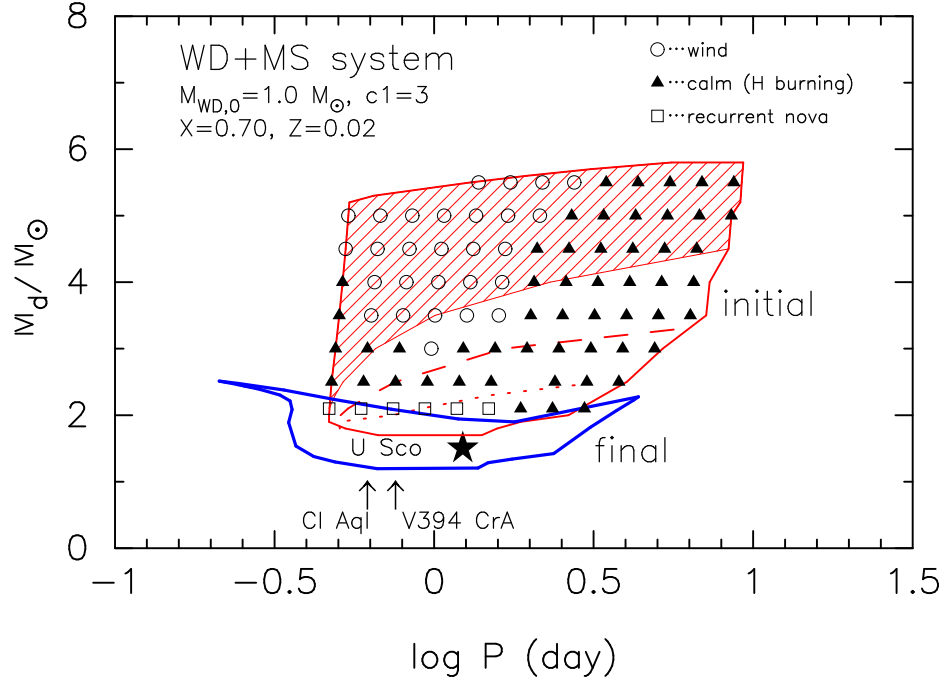


FIG. 7.— Same as Fig. 5, but for an initial WD mass of $M_{WD,0} = 1.0 M_{\odot}$.

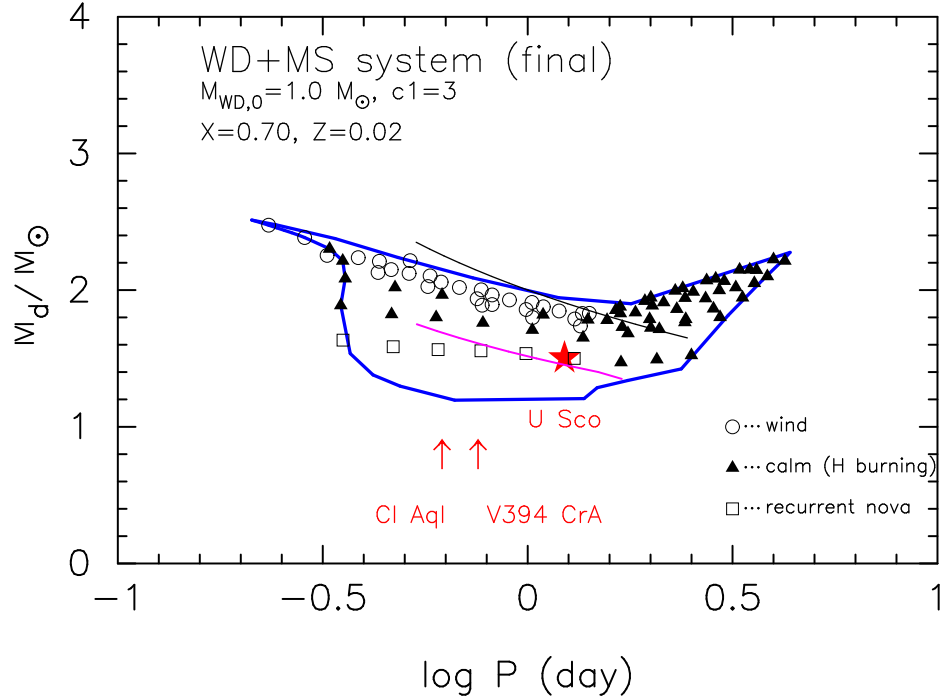


FIG. 8.— Same as Fig. 6, but for an initial white dwarf mass of $M_{WD,0} = 1.0 M_{\odot}$. Large difference in the border of WIND–CALM comes from the fact that the secondary considerably overfills the Roche lobe, i.e., $R_2 > R_2^*$, at the SN Ia explosion in the Case WIND.

TABLE 1
THREE TYPICAL CASES OF SN Ia EXPLOSION

case	wind	H burning	CSM	pre-SN history	SN Ia	delay time	immediate radio/X-ray
WIND	wind	steady	massive: near	WIND (V Sge type)	Ia (O2ic-like)	young	yes
CALM	no wind	steady	thin: far	WIND→SSXS	normal Ia	young	no ($\sim 10 - 100$ yr)
RN	no wind	flash	very thin: many shells	WIND→SSXS→RN or SSXS→RN	normal Ia	broad	no ($\sim 100 - 1000$ yr)

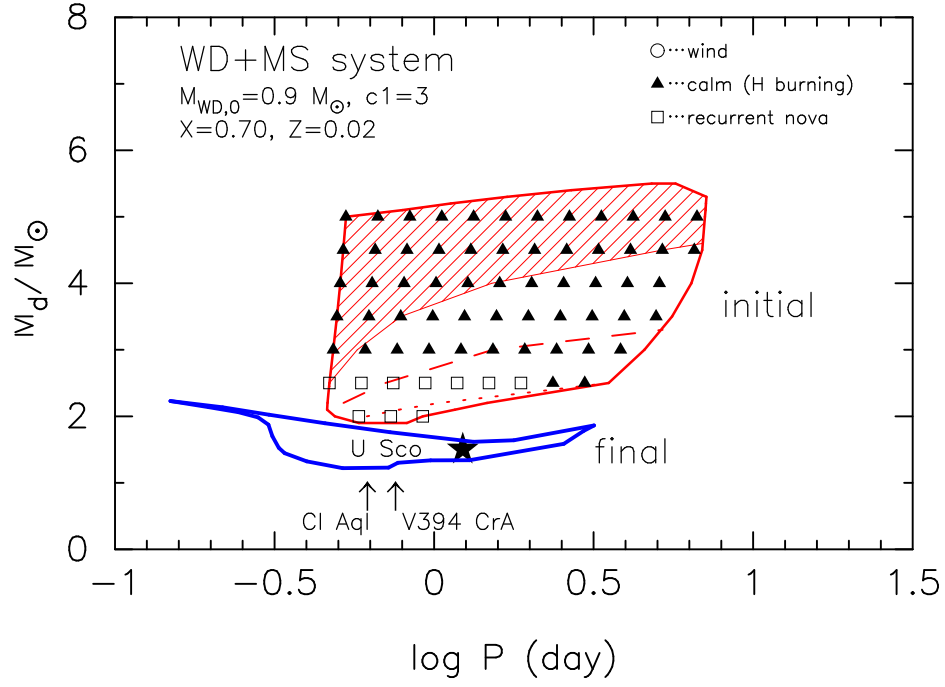


FIG. 9.— Same as Fig. 5, but for an initial white dwarf mass of $M_{\text{WD},0} = 0.9 M_{\odot}$. There is no Case WIND (no open circles).

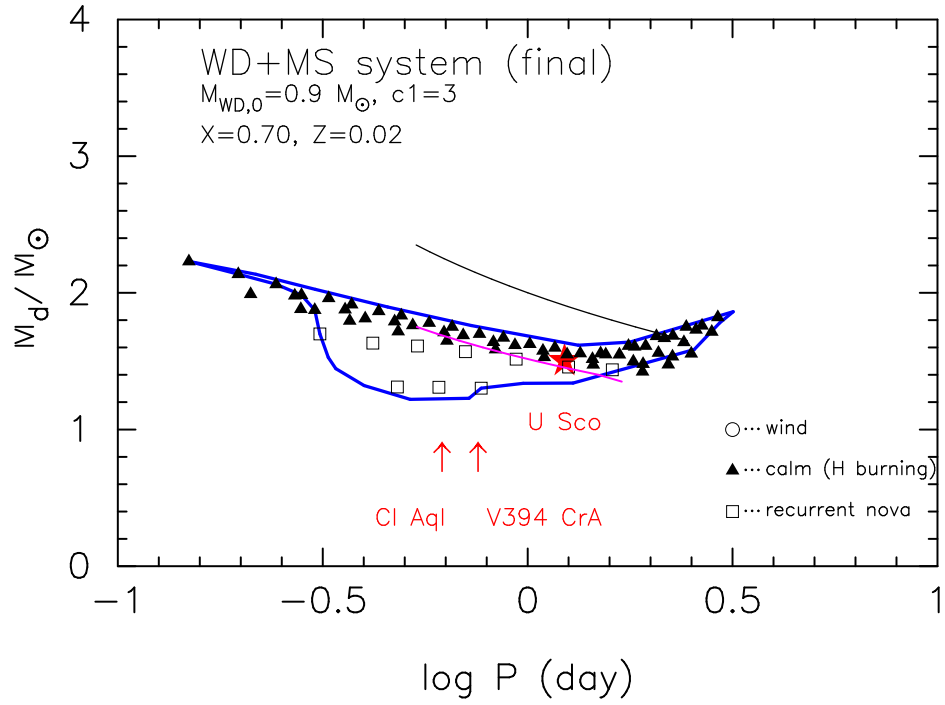


FIG. 10.— Same as Fig. 6, but for an initial white dwarf mass of $M_{\text{WD},0} = 0.9 M_{\odot}$.

3. YOUNG POPULATION TYPE IA SUPERNOVAE

Based on the binary evolution scenario proposed by Hachisu et al. (1999a,b), we have followed binary evolutions starting from stage (b) in Figure 1, that is, just when the companion evolves to fill its Roche lobe. The main difference from the previous work cited above is the inclusion of mass-stripping effect. Our results are shown in Figures 3–10.

Figure 3 shows the parameter regions that produce SNe Ia (SN Ia region) in the $\log P_0 - M_{2,0}$ (the initial orbital period and the initial secondary mass) plane for the WD + MS system. Here the initial white dwarf mass is assumed to be $M_{\text{WD},0} = 1.0 M_\odot$. The white dwarfs within these SN Ia regions will increase their mass, M_{WD} , up to the critical mass ($M_{\text{Ia}} = 1.38 M_\odot$) for the SN Ia explosion to occur.

The SN Ia region in the $\log P_0 - M_{2,0}$ plane is enclosed by four boundaries. (1) The left boundary is given by the mass-radius relation for the zero-age main-sequence stars. (2) The lower boundary is set by strong nova explosions, below which $\dot{M}_{\text{transfer}} \lesssim 1 \times 10^{-7} M_\odot \text{ yr}^{-1}$ and the resultant nova explosion ejects most of the accreted matter, thus preventing the WD mass from increasing. (3) The upper boundary is limited by the formation of a common envelope. Here we assume that a common envelope is formed when $\dot{M}_{\text{transfer}} \gtrsim 1 \times 10^{-4} M_\odot \text{ yr}^{-1}$ because $R_{1,\text{ph}} \gtrsim a \sim 10 R_\odot$ for such a high $\dot{M}_{\text{transfer}}$ (see Hachisu et al. 1999b, for more details). (4) The right boundary corresponds to the end of central hydrogen burning of the MS companion: after that, it shrinks and underfills its Roche lobe.

In Figure 3, the SN Ia regions for the various mass-stripping factor $c_1 = 10, 3, \text{ and } 1$ are encircled by the thick, medium, and thin solid lines, respectively, and the no stripping case ($c_1 = 0$) by the dotted line. The position of the Galactic supersoft X-ray source V Sge is clearly outside the SN Ia region for $c_1 = 0$, but inside the SN Ia region if $c_1 > 0$. For larger c_1 , the SN Ia region extends to more massive $M_{2,0}$, because the stronger mass-stripping leads to the lower mass transfer rate, $\dot{M}_{\text{transfer}}$, from the secondary to the WD (see eq.[14]), thus preventing the formation of a common envelope for larger $M_{2,0}$. As shown in this figure quite massive secondaries produce SNe Ia (e.g., $M_{2,0} = 7.5 M_\odot$ for $c_1 = 10$) for the strong mass-stripping case of $c_1 \gtrsim 3$.

Such WD + MS systems with a massive MS secondary consist of a very young population of SNe Ia. We show the region of short delay times, $t_{\text{delay}} \leq 100 \text{ Myr}$, by the red shadow in Figures 3, 4, 5, 7, and 9. Figure 4 shows the SN Ia regions for different initial WD masses, $M_{\text{WD},0} = 0.7, 0.8, 0.9, 1.0, \text{ and } 1.1 M_\odot$. The red (sparse) and blue (dense) hatched regions indicate the delay time of $t_{\text{delay}} \leq 100 \text{ Myr}$ for $M_{\text{WD},0} = 1.1 M_\odot$ and $0.7 M_\odot$, respectively.

We apply the present result to equation (1) of Iben & Tutukov (1984), i.e.,

$$\nu = 0.2 \cdot \Delta q \cdot \int_{M_l}^{M_u} \frac{dM}{M^{2.5}} \cdot \Delta \log a \text{ yr}^{-1}, \quad (16)$$

where Δq , $\Delta \log a$, M_l , and M_u are the appropriate ranges of the mass ratio and the initial separation, and the lower and upper limits of the primary mass for SN Ia explosions in solar mass units, respectively. We then estimate the SN Ia birth rate in our Galaxy as $\nu_{\text{WD+MS}} \sim 0.004 \text{ yr}^{-1}$, which is consistent with the observation (Cappellaro et al. 1999).

On the other hand, Hachisu et al. (1999a) proposed another channel to SNe Ia, the symbiotic channel, binary of which

consists of a white dwarf and a red giant (WD + RG), and estimated its birth rate to be $\nu_{\text{WD+RG}} \sim 0.002 \text{ yr}^{-1}$.

Assuming the initial distribution of binaries given by equation (16) at the burst of star formation (single event), we estimate the delay time distribution of SNe Ia for the WD + MS systems in Figure 11. The number ratio of these young populations is calculated for 10 bins of delay time, (0.025, 0.05), (0.05, 0.1), (0.1, 0.2), (0.2, 0.4), (0.4, 0.8), (0.8, 1.6), (1.6, 3.2), (3.2, 6.4), (6.4, 12.8), and (12.8, 25.6) Gyr. The number ratio with $t_{\text{delay}} \leq 100 \text{ Myr}$ and $t_{\text{delay}} \leq 200 \text{ Myr}$ are about 50% and 80%, respectively, of the total SNe Ia coming from the WD + MS system, which is consistent with the recent observational suggestions (e.g., Mannucci et al. 2006; Aubourg et al. 2007).

Short delay times ($t_{\text{delay}} \lesssim 10^8 \text{ yr}$) of some SNe Ia have been suggested from the distribution of SNe Ia relative to spiral arms (e.g., Bartunov et al. 1994; della Valle & Livio 1994). Petrosian et al. (2005) reported that about 30–40% of SNe Ia are associated with spiral arms in their samples, being consistent with our results. Mannucci et al. (2006) have suggested that the delay time distribution function of SNe Ia has a bimodality, one for young population ($t_{\text{delay}} \sim 100 \text{ Myr}$) and the other with a broad distribution over $\sim 3 \text{ Gyr}$. Our delay time distribution function has a peak around $t_{\text{delay}} \leq 100 \text{ Myr}$ from the WD + MS systems and a broad distribution from the WD + RG systems (Hachisu et al. 1999a) as shown in Figure 12.

4. FINAL STAGE OF BINARY EVOLUTION AND CIRCUMSTELLAR MATTER

The final state of the WD depends mainly on the mass transfer rate $\dot{M}_{\text{transfer}}$ from the donor star to the WD at the SN Ia explosion (Nomoto 1982; Hachisu et al. 1999a; Nomoto et al. 2007). As shown in Figure 2, \dot{M}_2 drops quickly in the early stage and then slows down to almost a constant value. At least, in the early phase, the mass transfer proceeds on a thermal time scale, represented by the second term of equation (7), when the mass ratio M_2/M_1 exceeds 0.79. So we approximate the mass transfer rate as

$$-\dot{M}_2 \approx \frac{M_2}{\tau_{\text{KH}}} \sim 3 \times 10^{-8} M_\odot \text{ yr}^{-1} \left(\frac{R_2}{R_\odot} \cdot \frac{L_2}{L_\odot} \right) \left(\frac{M_2}{M_\odot} \right)^{-1} \quad (17)$$

By applying the approximate $M_2 - L_2$ relation of $L_2 \propto M_2^m$, where $m \sim 4$ for the $1.5 - 3 M_\odot$ zero-age main-sequence (ZAMS) stars or $m \sim 3.5$ for the $3 - 7 M_\odot$ ZAMS stars,

$$-\dot{M}_2 \propto R_2 M_2^{m-1}. \quad (18)$$

Thus $-\dot{M}_2$ decrease as M_2 decreases.

Figures 5–10 show the SN Ia regions in the $\log P - M_d$ (orbital period — donor mass) plane for the initial WD + MS system (encircled by the red thin line and labeled “initial”) as well as the final state at the SN Ia explosion (encircled by the blue thick line and labeled “final”). Here we assume $c_1 = 3$ and $M_{\text{WD},0} = 1.1, 1.0, \text{ and } 0.9 M_\odot$. In these figures, we distinguish three final states just before the SN Ia explosion, i.e., optically thick WD wind phase (WIND: open circles), steady hydrogen burning phase without optically thick winds from WDs (CALM: filled triangles), and recurrent nova (RN) phase (RN: open squares). The characteristic properties for these three progenitor stages are summarized in Table 1 and the corresponding binary parameters are tabulated in Table 2.

4.1. Case WIND

TABLE 2
INITIAL PARAMETERS FOR THREE SN Ia EXPLOSIONS

WD mass (M_\odot)	secondary mass (M_\odot)	orbital period (days)	case	pre-SN history	SN Ia
1.0–1.1	3–6	~ 0.5 –2	WIND	WIND	Ia (O2ic-like)
1.0–1.1	3–6	~ 2 –10	CALM	WIND→SSXS	normal Ia
1.0–1.1	2.2–3	~ 0.5 –4	CALM	WIND→SSXS	normal Ia
1.0–1.1	1.8–2.2	~ 0.5 –2	RN	WIND→SSXS→RN or SSXS→RN	normal Ia
0.9	2.5–5	~ 0.5 –6	CALM	WIND→SSXS	normal Ia
0.9	2.0–2.5	~ 0.5 –2	RN	WIND→SSXS→RN	normal Ia
0.8	4–5	~ 1 –3	RN	WIND→SSXS→RN	normal Ia
0.8	4–5	~ 0.5 –1	CALM	WIND→SSXS	normal Ia
0.8	2.5–4	~ 0.5 –2	RN	WIND→SSXS→RN	normal Ia
0.7	3–4.5	~ 0.5 –1	RN	WIND→SSXS→RN	normal Ia

When the mass transfer rate from the secondary continuously exceeds the critical rate of equation (10) until the final stage, the WDs explode during the wind phase (Fig. 2a). Therefore, we call this Case WIND. Case WIND is realized in the region of $M_{2,0} \gtrsim 3 M_\odot$ and $P_{2,0} \lesssim 2$ days for $M_{WD,0} = 1.1 M_\odot$ and $1.0 M_\odot$ (open circle), but no Case WIND exists for $M_{WD,0} \leq 0.9 M_\odot$ as shown in Figures 5, 7, and 9.

The stripped-off matter from the companion can easily amount to $\Delta M_{\text{strip}} \sim 1$ – $2 M_\odot$ and even reach 3 – $4 M_\odot$ as seen from the donor mass difference ΔM_2 between the “initial” and the “final” in Figures 5, 7, and 9. More precisely, ΔM_2 consists of three parts, the stripped-off mass ΔM_{strip} , the accreted mass by the WD ΔM_1 , and the mass ejected by the WD wind ΔM_{wind} , i.e., $\dot{M}_2 = \dot{M}_{\text{strip}} + \dot{M}_{\text{wind}} - \dot{M}_1$ from equation (12). This can be approximated as $\dot{M}_2 \approx \dot{M}_{\text{strip}} + \dot{M}_{\text{wind}} = (1 + 1/c_1)\dot{M}_{\text{strip}} = 4/3\dot{M}_{\text{strip}}$ because $\dot{M}_1 \ll -\dot{M}_2$, so that $\Delta M_{\text{strip}} \approx 3/4\Delta M_2$ for $c_1 = 3$.

The stripped-off material forms CSM very near the SN Ia. We expect that stripped-off matter did not go away from the system because the velocity of stripped-off matter may not exceed the escape velocity of the binary system. Then the SN Ia undergoes circumstellar interaction as observed in Type Ia/IIn (or Ila) SNe 2002ic and 2005gj.

Alderling et al. (2006) suggested that the host galaxy of SN 2005gj had a burst of star formation 200 ± 70 Myr ago. If the progenitor of SN 2005gj was born at that time, its delay time is consistent with our Case WIND as shown in Figure 11.

4.2. Case CALM

When the mass transfer rate from the secondary is below the critical rate for optically thick winds but above the lowest rate of steady hydrogen burning, i.e., $\dot{M}_{\text{stable}} < \dot{M}_{\text{transfer}} < \dot{M}_{\text{cr}}$, the WDs undergo steady H-burning at the time of SN Ia explosion (filled triangles in Figs. 5–10). We call this Case CALM because no optically thick winds occur. The WDs are observed as supersoft X-ray sources (SSXSs) until the SN Ia explosion. The stripped-off material forms CSM but it has been dispersed too far to be detected immediately after the SN Ia explosion.

The CALM case is realized in the region of $M_{2,0} \gtrsim 3 M_\odot$ and $P_{2,0} \gtrsim 2$ days for $M_{WD,0} = 1.1 M_\odot$ and $1.0 M_\odot$ in Figures 5, 7, and 9, where $\dot{M}_{\text{transfer}}$ in the early phase is much larger than that of $P_{2,0} \lesssim 2$ days, because in equations (7) and (17), R_2 and L_2 are much larger than those for $P_{2,0} \lesssim 2$ days. Then $\dot{M}_{\text{transfer}}$ is much larger, thus much more mass had been lost in the earlier phase. As a result, the wind phase finishes at

an earlier time even for the same initial mass $M_{2,0}$ as seen in Figures 2a and 2b. Therefore, at the SN Ia explosion, no wind occurs.

In the region of $M_{2,0} \lesssim 3 M_\odot$ for $M_{WD,0} = 1.1 M_\odot$ and $1.0 M_\odot$ in Figures 5–8 (filled triangles or open squares), M_2 decreases to as small as the primary M_{WD} , i.e., the mass ratio of $q \sim 1$, at the SN Ia explosion, which corresponds to a lower part of the “final” region. Then the mass transfer rate decreases down to $\dot{M}_{\text{transfer}} < \dot{M}_{\text{cr}}$ or even $\dot{M}_{\text{transfer}} < \dot{M}_{\text{stable}}$ because L_2 is smaller for the smaller M_2 even if the mass transfer itself is proceeding on a thermal time scale. The wind phase has ended earlier than for $M_{2,0} \gtrsim 3 M_\odot$.

The border between Case WIND and Case CALM can be simply estimated from the condition $\dot{M}_{\text{transfer}} = \dot{M}_{\text{cr}}$ and $R_2 = R_2^*$ at the SN Ia explosion. We have calculated \dot{M}_2 from equation (17) with R_2 and L_2 being taken from Tout et al. (1997) (a single star evolution). This line agrees reasonably with the border of WIND–CALM in Figure 6 but largely deviates from it in Figure 8. This is because the secondary considerably overfills the Roche lobe, i.e., $R_2 > R_2^*$, at the SN Ia explosion for $M_{WD,0} = 1.0 M_\odot$.

For $M_{WD,0} \lesssim 0.9 M_\odot$ (filled triangles or open squares), M_2 decreases at the SN Ia explosion as shown in Figure 9 (“final” region) and $\dot{M}_{\text{transfer}}$ decreases to be lower than \dot{M}_{cr} mainly because the time for the WD to reach $M_{\text{Ia}} = 1.38 M_\odot$ is longer and much more mass is lost during the evolution. The wind phase has ended before the SN Ia explosion.

For a typical case of $c_1 = 3$, $M_{WD,0} = 0.9 M_\odot$, $M_{2,0} = 4.0 M_\odot$, and $P_0 = 1.3$ days in Figure 9, the WD explodes as an SN Ia at $t = 9 \times 10^5$ yr after the secondary fills its Roche lobe. The wind has already stopped 3×10^5 yr ago (duration of the WIND phase, $\Delta t_{\text{wind}} = 6 \times 10^5$ yr, and duration of the CALM phase, $\Delta t_{\text{calm}} = 3 \times 10^5$ yr), so that the inner edge of stripped-off material has already gone to $(10 - 100 \text{ km s}^{-1}) \times (3 \times 10^5 \text{ yr}) \sim 10^{19} - 10^{20}$ cm from the SN Ia. Therefore, it takes about 10–100 yr for the SN Ia ejecta to reach the inner edge of stripped-off matter. We do not expect radio or X-ray until, at least, 10–100 yr after the explosion. Thus the resultant SNe Ia are mostly “normal.” The duration of CALM phase is typically a third or fourth of the total evolution time to the SN Ia. These long durations of optically thick wind phases may reduce the statistical number of luminous supersoft X-ray sources because the photospheric temperature of the WD is lower than ~ 10 eV and not luminous in supersoft X-ray.

The decline of SN 2006X light curves is slowing down in a later phase compared with the other normal SNe Ia light curves, suggesting an interaction between the ejecta and CSM

in a later phase (Wang et al. 2007a) or a light echo of circumstellar/interstellar matter (Wang et al. 2007b). This happens if SN 2006X is placed at the border between our Case WIND and Case CALM since the innermost part of slowly expanding circumstellar matter has not yet moved far away. A X-ray detected SN 2005ke may also belong to the same category (Immler et al. 2006).

For the progenitor of SN 2006X, Patat et al. (2007a) suggested a WD + RG system like RS Oph from the circumstellar matter (CSM) absorption lines. Here we suggest that a WD + MS system (like U Sco) may better explain a continuous velocity distribution (from ~ -30 to -150 km s $^{-1}$) of the CSM absorption lines by the stripped matter with continuous velocity distribution (see Fig. 1d). In this connection, very recent report of the Na I D circumstellar lines of RS Oph during the 2006 outburst is suggestive (Iijima 2007). These lines indicate no continuous distribution as observed in SN 2006X but a narrow velocity component of -36 km s $^{-1}$ against RS Oph that is attributed to the red giant cool wind.

Recently negative detections of time-variable Na I D lines have been reported for two SNe Ia 2000cx (Patat et al. 2007b) and 2007af (Simon et al. 2007). Patat et al. (2007b) and Simon et al. (2007) suggested a possibility that the distribution of CSM is torus/disk-like as illustrated in Figure 1. In such a case, variable Na I D lines would not be observed if the line of sight is perpendicular to or off the orbital plane. Since the hot WD winds have a large velocity of $\gtrsim 1000$ km s $^{-1}$, the CSM formed by hot winds quickly diffuse away and is too tenuous to be detected.

Recently, Badenes et al. (2007) reported that the fast WD wind of $v \gtrsim 200$ km s $^{-1}$, which excavates its circumstellar medium and forms a large cavity around an SN Ia, is incompatible with the X-ray emission from the shocked ejecta in our Galaxy (Kepler, Tycho, SN 1006), Large Magellanic Cloud (0509-67.5, 0519-69.0, N103B), and M31 (SN 1885). We can avoid this difficulty if the stripped-off matter has a velocity of $10 - 100$ km s $^{-1}$.

4.3. Case RN

When the mass transfer rate from the secondary is below the lowest rate of steady hydrogen burning, i.e., $\dot{M}_{\text{transfer}} < \dot{M}_{\text{stable}}$, hydrogen shell burning is unstable to flash and recur many times in a short period as a recurrent nova (RN) (the open squares in Figs. 5–10). We call this Case RN. The recurrent nova U Sco, one of the candidates of SN Ia progenitors, is in the middle of the “final” region (Hachisu et al. 2000a,b). The resultant explosions are “normal” SNe Ia.

A simple estimation gives the border between Case CALM and Case RN, $\dot{M}_{\text{transfer}} = \dot{M}_{\text{stable}}$ and $R_2 = R_2^*$ at the SN Ia explosion. Here we calculate \dot{M}_2 from equation (17) with R_2 and L_2 being taken from Tout et al. (1997) (a single star evolution). These lines agree reasonably with the border of CALM–RN in Figures 6, 8, and 10.

For a typical Case RN of $M_{\text{WD},0} = 1.0 M_{\odot}$, $M_{2,0} = 2.0 M_{\odot}$, $P_0 = 1.18$ days with $c_1 = 3$, the WD undergoes the SN Ia explosion in the recurrent nova phase at $t = 9.49 \times 10^5$ yr after the secondary first fills its Roche lobe. The WD wind stops at $t = 4 \times 10^5$ yr and the stable hydrogen burning ends at $t = 8.6 \times 10^5$ yr. During the last 10^5 yr in the recurrent nova phase, the secondary loses $\sim 0.022 M_{\odot}$, of which the WD accretes $0.017 M_{\odot}$. Therefore the stripped-off matter in the recurrent nova phase is very small. On the other hand, the stripped-off matter in the early wind phase amounts

$\Delta M_{\text{strip}} \approx 0.15 M_{\odot}$, which has already been far from the SN at the SN Ia explosion, i.e., $(10 - 100 \text{ km s}^{-1}) \times (5 \times 10^5 \text{ yr}) = (1 - 10) \times 10^{19} \text{ cm}$. It takes about 100–1000 yr for the SN ejecta to reach the stripped-off matter. These features are summarized in Table 1.

5. DISCUSSION

5.1. Mass-stripping Effect and Modulated Mass Transfer Rate

As mentioned in §1, the existence of mass-stripping effect has been demonstrated by Hachisu & Kato (2003b,c). They analyzed two quasi-periodic transient supersoft X-ray sources, RX J0513.9–6951 in the Large Magellanic Cloud (LMC) and V Sge in our Galaxy. Especially V Sge shows the following key observational features: (1) V Sge exhibits long-term transitions between optical high (its brightness of $V \sim 11$ and its duration of ~ 180 days) and low ($V \sim 12$ and ~ 120 days) states with total durations of ~ 300 days (see, e.g., Šimon & Mattei 1999, for the long-term behavior). (2) Very soft but very weak X-rays are detected only in the long-term optical low state (e.g., Greiner & van Teeseling 1998). (3) Radio observations indicate a wind mass-loss rate as large as $\sim 10^{-5} M_{\odot} \text{ yr}^{-1}$ (Lockley, Eyres, & Wood 1997; Lockley et al. 1999).

Hachisu & Kato (2003c) explained these features based on the mass-stripping effect; the mass transfer to the WD is modulated by the WD wind because mass-stripping attenuates the mass transfer rate. This interaction leads to high and low states. The mass loss rate of the WD wind (with a high velocity of $\gtrsim 1000$ km s $^{-1}$) reaches as high as $\dot{M}_{\text{wind}} \sim 1 \times 10^{-5} M_{\odot} \text{ yr}^{-1}$, being consistent with the radio observation. Thus, the mass transfer rate itself may not be constant but vary in time, thus being regarded as a time-averaged rate in the present paper.

From the light-curve fitting Hachisu & Kato also estimated the WD mass as $M_{\text{WD}} \sim 1.25 M_{\odot}$ and the secondary mass to be $M_{\text{MS}} \sim 3.5 M_{\odot}$, and concluded that V Sge will explode as an SN Ia in a time scale of $\sim 1 \times 10^5$ yr. Since the present orbital period of V Sge is 0.51 days (Herbig et al. 1965; Patterson et al. 1998), its position in the orbital period vs. donor mass plane in Figure 3 indicates $c_1 > 0$. Thus, we may regard binaries in the wind phase as “V Sge type stars.”

5.2. Paucity of Progenitor Systems

The life time of V Sge type stars is typically a few to several times 10^5 yr, mainly because the time-averaged mass stripping rate is as high as $\dot{M}_{\text{MS}} \sim 10^{-5} M_{\odot} \text{ yr}^{-1}$. If this channel of the WD + MS system produces about four Type Ia supernovae per millennium in our Galaxy (e.g., Cappellaro et al. 1999), we should have a chance to observe at least several hundred V Sge type stars in our Galaxy. Steiner & Diaz (1998) listed four V Sge type stars in our Galaxy and discussed their similar properties. Although the masses of the companion stars to the WDs are not yet clearly identified, their orbital periods fall in the range of 0.2–0.5 days, which is very consistent with the orbital periods predicted by our new scenario (see the “final” regions in Figs. 5–10). However, the total number of V Sge type stars is too small (by about two orders of magnitude) to be compatible with the new scenario, unless 99% of V Sge type stars are hidden.

The same kind of paucity of the progenitors has been already pointed out for supersoft X-ray sources (SSXSs) in our

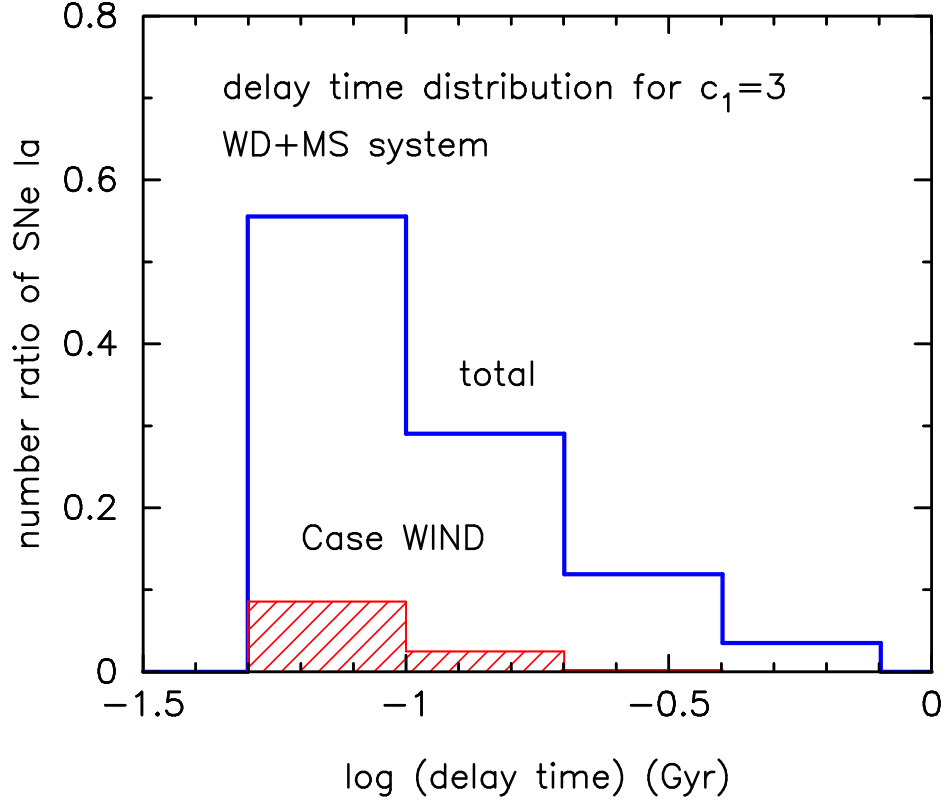


FIG. 11.— Upper blue thick histogram: delay time distribution for $c_1 = 3$. Each bin is separated by the delay time (0.05, 0.1), (0.1, 0.2), (0.2, 0.4), and (0.4, 0.8) Gyr. About 50% of SNe Ia coming from the WD + MS systems explode in within 0.1 Gyr. Lower red shaded histogram: the ratio of SN 2002ic type (Case WIND) SNe Ia. About 7% of SNe Ia coming from the WD + MS systems explode in a wind phase.

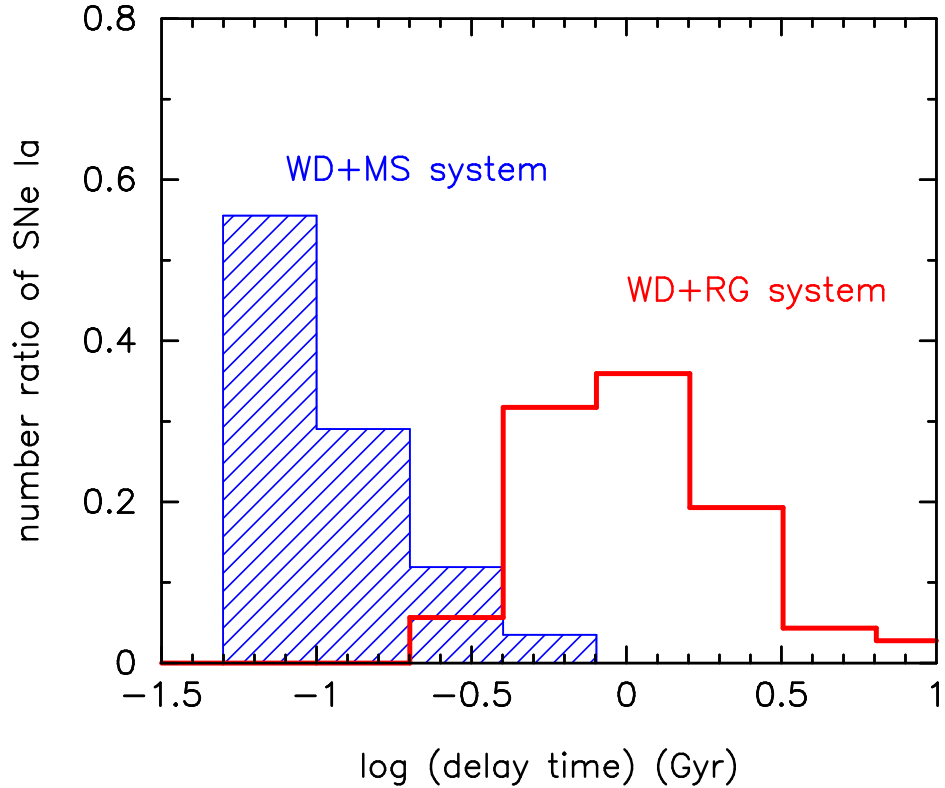


FIG. 12.— Same as Fig. 11, but for both the WD + MS (blue shaded histogram) and WD + RG (red thick histogram) systems. Each bin is separated by the delay time (0.05, 0.1), (0.1, 0.2), (0.2, 0.4), (0.4, 0.8), (0.8, 1.6), (1.6, 3.2), (3.2, 6.4), and (6.4, 12.8) Gyr. The number ratio is normalized for each system.

Galaxy and is attributed to the Galactic interstellar absorption of supersoft X-rays (Di Stefano & Rappaport 1994). Di Stefano & Rappaport also suggested that circumstellar matter may play some role in the obscuration of X-rays.

Diaz & Steiner (1995) pointed out that soft X-ray flux of V Sge is too weak to be compatible with the typical supersoft X-ray sources, i.e., at least 2 or 3 orders of magnitude lower than that of CAL 87, a prototypical SSXS in the LMC. This obscuration may be explained with the absorption of X-ray by the stripped matter (or the WD wind itself) and may also be related to the observational paucity of the supersoft X-ray sources.

As mentioned in §1, Di Stefano & Kong (2003) reported the number of SSXSs in four external galaxies from *Chandra* data. They have estimated at least several hundred SSXSs in each galaxy, many of which are obscured by interstellar absorption.

5.3. Angular Momentum Loss by Stripped Matter

The stripped matter is lost from the binary system with some angular momentum. In our treatment, we assume that the specific angular momentum (angular momentum per unit mass) of the stripped matter is given by equation (6), that is, the ablated gas from the companion has the specific angular momentum there just at the companion's surface. This assumption may be too simplified because the stripped matter may get some angular momentum from the binary motion during its journey. Here we examine other two cases: one is the same as the high velocity WD wind, i.e.,

$$\ell_s = \left(\frac{1}{1+q} \right)^2, \quad (19)$$

the other is the slow velocity case, i.e.,

$$\ell_s = 1, \quad (20)$$

where the stripped matter gets large angular momentum from the binary torque (see Jahanara et al. 2005, for recent three-dimensional hydrodynamic calculation).

For the first case of equation (19), we have obtained essentially the same results as in equation (6). If we adopt the second case of equation (20), however, we have common envelope formations in a hundred or thousand years for $c_1 = 3$, $M_{2,0} = 5.0 M_\odot$, and $M_{WD,0} = 1.0 M_\odot$ in Figure 7 regardless of P_0 . If we start the evolution with $c_1 = 3$, $M_{2,0} = 4.0 M_\odot$, and $M_{WD,0} = 1.0 M_\odot$, we obtain SN Ia explosions only for $P_0 = 2$ –5 days. These results hardly change even if we increase the efficiency of mass stripping effect to $c_1 = 10$. This is because too much angular momentum is removed from the binary for the case of equation (20) and it makes the separation shrink drastically regardless of the c_1 value. Evolutions with $c_1 = 3$, $M_{2,0} = 3.5 M_\odot$, and $M_{WD,0} = 1.0 M_\odot$ result in the same final outcome as in equation (6).

On the other hand, there exist four V Sge type stars with short orbital periods of 0.2–0.5 days (Steiner & Diaz 1998). Therefore, we conclude that the angular momentum loss is much closer to equation (6) or (19) rather than equation (20) because these V Sge type stars cannot be realized with the large angular momentum loss like equation (20) that results in formation of a common envelope.

5.4. Mass Transfer Rate of Simplified Treatment

Our treatment of thermal time scale mass transfer may be too simplified compared with detailed mass transfer model

studied by Langer et al. (2000) and Han & Podsiadlowski (2004). Han & Podsiadlowski compared our results based on a simplified model (Hachisu et al. 1999b) with their detailed model calculations, and pointed out that the difference is large for lower mass WDs. Although we need detailed mass transfer model to obtain precise SN Ia regions, our treatment has an advantage of easy and simple estimation for the SN Ia parameter region. As pointed by Han & Podsiadlowski (2004), our SN Ia region thus calculated may deviate from the realistic one for less massive WDs. However, our SN Ia region is probably not so largely different from the realistic one for more massive WDs (compare with Fig. 12 of Hachisu et al. 1999b and Figs. 3 and 5 of Han & Podsiadlowski 2004).

6. CONCLUDING REMARKS

Both Cases WIND and CALM originate from the systems with massive donors, i.e., young population. It would be important to make some comparisons with the observational data, such as frequency and population. The red hatched regions in Figures 5, 7, and 9 indicate a region in which the progenitor explodes at $t_{\text{delay}} \leq 100$ Myr. Also the dashed line and the dotted lines correspond to $t_{\text{delay}} = 200$ Myr and 400 Myr, respectively. We see in Figure 11 that Case WIND and thus SNe Ia/IIn (IIa) are realized by the very young system with $t_{\text{delay}} \lesssim 100$ –200 Myr.

If $M_{WD,0} \lesssim 0.9 M_\odot$, we have almost no region of Case WIND, different from the cases of $M_{WD,0} \gtrsim 1.0 M_\odot$. If all the WD + MS system with $M_{2,0} \gtrsim 3$ –6 M_\odot ($c_1 = 3$), $M_{WD,0} \gtrsim 1.0 M_\odot$ ($M_{1,0} \gtrsim 6.5 M_\odot$), and $P_0 \sim 0.5$ –2 days produces SNe Ia/IIn (IIa) events (Table 2), the frequency of these events is estimated to be $\sim 5\%$ (including both the WD + MS and WD + RG systems with their total number ratio of 4:2).

A group of Type IIn SNe such as SNe 1997cy and 1999E show a very similar spectroscopic and photometric features to SN 2002ic (Wang et al. 2004; Deng et al. 2004; Prieto et al. 2007). If these are in fact all Type Ia/IIn (IIa) SNe, their frequency can be estimated to be $\sim 5^{+7}_{-4}\%$ (Prieto et al. 2007), which is consistent with the above estimate.

Type Ia supernovae play a key role in astrophysics, and thus our progenitor model has important implications. Our model depends essentially on the parameter of stripping effect, c_1 , which depends on the properties of WD winds, such as asphericity, velocities, and the efficiency of energy conversion. Also we calculate the mass transfer rate using the simple approximate binary models. In order to improve these parameterization and approximations, we need multi-dimensional hydrodynamical simulations, which are beyond the scope of the present study. In the present approach, we constrain the c_1 parameter observationally, and estimate $c_1 \sim 7$ –8 and $c_1 \sim 1.5$ –10 from the analysis of V Sge and RX J0513.9–6951, respectively. With keeping in mind the necessity of further theoretical and observational studies to confirm our new progenitor systems, we summarize the basic results of our new SN Ia scenario:

(1) Mass-accreting WDs blow an optically thick wind when the mass transfer rate to the WD exceeds the critical rate of $\dot{M}_{\text{cr}} \sim 1 \times 10^{-6} M_\odot \text{ yr}^{-1}$. The WD wind collides with the secondary's surface and strips off its surface. If the mass-stripping effect is efficient enough, the mass transfer rate to the WD is attenuated and the binary can avoid formation of a common envelope even for a rather massive secondary. Including this mass-stripping effect into our binary evolution model of the WD + MS systems, we have found a new evolutionary scenario, in which a companion as massive as 6–

$7 M_{\odot}$ can produce an SN Ia for a reasonable strength of mass-stripping effect, say $c_1 \sim 3$.

(2) We have followed simplified binary evolutions and obtained the SN Ia region in the $\log P_0 - M_{2,0}$ (initial orbital period – initial donor mass) plane. The newly obtained SN Ia region extends to massive donor masses up to $M_{2,0} \sim 6 - 7 M_{\odot}$ for $P_0 \sim 0.5 - 10$ days, although its extension depends on the strength of mass-stripping effect, c_1 , i.e., $M_{2,0} \sim 7 - 8 M_{\odot}$ for $c_1 = 10$, $M_{2,0} \sim 5 - 6 M_{\odot}$ for $c_1 = 3$, and $M_{2,0} \sim 4 M_{\odot}$ for $c_1 = 1$.

(3) We have estimated that the SN Ia birth rate in our Galaxy is $\nu_{\text{WD+MS}} \sim 0.004 \text{ yr}^{-1}$ (for $c_1 = 3$), which is consistent with the observation. The rates of young populations, i.e., $t_{\text{delay}} \leq 100 \text{ Myr}$ and $t_{\text{delay}} \leq 200 \text{ Myr}$, are about 50% and 80% of the total SN Ia rate of the WD + MS channel. These short delay times of SN Ia progenitors are consistent with the recent observational suggestions that a half of SNe Ia belong to such a very young population as the delay time of $t_{\text{delay}} \sim 10^8 \text{ yr}$.

(4) Another channel of the WD + RG system shows a broad distribution of the delay time over 2–3 Gyr (Hachisu et al. 1999a), thus the two (WD + MS and WD + RG) channels yield a bimodality of the delay time distribution.

(5) The stripped-off material is probably distributed on the orbital plane and forms a massive circumbinary torus (or disk) around SNe Ia. Such circumstellar matter (CSM) may be consistent with the observed CSM feature in SN 2006X. When SN ejecta strongly interact with massive CSM, it can explain the feature of Type Ia/IIn (IIa) SNe 2002ic and 2006gj.

(6) Three different environments of SN Ia explosions can be specified by three different states of WDs just at the SN Ia explosion, i.e., the optically thick WD wind phase (Case WIND), steady hydrogen burning phase without optically thick winds from WDs (Case CALM), and recurrent nova phase (Case RN). In Case WIND, SN Ia ejecta strongly interact with massive CSM like SNe Ia/IIn (IIa) 2002ic and 2005gj because CSM exists near the SN Ia. The estimated rate of Case WIND is $\sim 5\%$ of the total SN Ia rate, being consistent with the observational estimate. In Cases CALM and RN, SNe show a normal SN Ia feature because the CSM is far from the SN but the ejecta may interact with the CSM in a much later phase. SN 2006X may be on a border between Case WIND and Case CALM.

We thank Massimo Della Valle and the anonymous referee for their useful comments. I.H. and M.K. are grateful to people at the Astronomical Observatory of Padova and at the Department of Astronomy, University of Padova, Italy, for their warm hospitality and fruitful discussions, where we have started and completed this work. This research has been supported in part by the Grant-in-Aid for Scientific Research (16540211, 18104003, 18540231) of the Japan Society for the Promotion of Science, and by the NSF under grant PHY99-07949. We would like to thank stimulated discussion at the Santa Barbara workshop “Paths to Exploding Stars: Accretion and Explosion” (19-23 March 2007).

REFERENCES

- Alcock, C. et al. 1996, MNRAS, 280, L49
 Aldering, G., et al. 2006, ApJ, 650, 510
 Aubourg, E., Tojeiro, R., Jimenez, R., Heavens, A. F., Strauss, M. A., & Spergel, D. N. 2007, ApJ, submitted (arXiv:0707.1328)
 Badenes, C., Hughes, J. P., Bravo, E., & Langer, N. 2007, ApJ, 662, 472
 Bartunov, O. S., Tsvetkov, D. Yu., & Filimonova, I. V. 1994, PASP, 106, 1277
 Benetti, S., Cappellaro, E., Turatto, M., Taubenberger, S., Harutyunyan, A., & Valenti, S. 2006, ApJ, 653, L129
 Cappellaro, E., Evans, R., & Turatto, M. 1999, A&A, 351, 459
 Chugai, N. N., Chevalier, R. A., & Lundqvist, P. 2004, MNRAS, 355, 627
 Della Valle, M., & Livio, M. 1994, ApJ, 423, L31
 Deng, J. S., et al. 2004, ApJ, 605, L37
 Diaz, M. P., & Steiner, J. E. 1995, AJ, 110, 1816
 Di Stefano, R., & Kong, A. K. H. 2003, ApJ, 592, 884
 Di Stefano, R., & Rappaport, S. 1994, ApJ, 437, 733
 Eggleton, P. P. 1983, ApJ, 268, 368
 Greiner, J., & van Teeseling, A. 1998, A&A, 339, L21
 Greggio, L. 2005 A&A, 441, 1055
 Greggio, L., & Renzini, A. 1983 A&A, 118, 217
 Hachisu, I., & Kato, M. 2000, ApJ, 540, 447
 Hachisu, I., & Kato, M. 2001, ApJ, 558, 323
 Hachisu, I., & Kato, M. 2003a, ApJ, 588, 1003
 Hachisu, I., & Kato, M. 2003b, ApJ, 590, 445
 Hachisu, I., & Kato, M. 2003c, ApJ, 598, 527
 Hachisu, I., Kato, M., Kato, T., & Matsumoto, K. 2000a, ApJ, 528, L97
 Hachisu, I., Kato, M., Kato, T., Matsumoto, K., & Nomoto, K. 2000b, ApJ, 534, L189
 Hachisu, I., Kato, M., & Nomoto, K. 1996, ApJ, 470, L97
 Hachisu, I., Kato, M., & Nomoto, K. 1999a, ApJ, 522, 487
 Hachisu, I., Kato, M., Nomoto, K., & Umeda, H. 1999b, ApJ, 519, 314
 Han, Z., & Podsiadlowski, Ph. 2004, MNRAS, 350, 1301
 Han, Z., & Podsiadlowski, Ph. 2006, MNRAS, 368, 1095
 Hamuy, M. et al. 2003, Nature, 424, 651
 Herbig, G. H., Preston, G. W., Smak, J., & Paczynski, B. 1965, ApJ, 141, 617
 Hjellming, M. S., & Webbink, R. F. 1987, ApJ, 318, 794
 Iben, I., Jr., & Tutukov, A. V. 1984, ApJS, 54, 335
 Iijima, T. 2007, RS Ophiuchi (2006), eds. N. Evans, M. Bode, & T. O’Brien, ASP Conference Series, in press
 Immler, S. et al. 2006, ApJ, 648, L119
 Jahanara, B., Mitsumoto, M., Oka, K., Matsuda, T., Hachisu, I., & Boffin, H. M. J. 2005, A&A, 441, 589
 Kato, M., & Hachisu, I. 1999, ApJ, 513, L41
 Langer, N., Deutschmann, A., Wellstein, S., & Höflich, P. 2000, A&A, 362, 1046
 Li, X.-D., & van den Heuvel, E. P. J. 1997, A&A, 322, L9
 Livio, M. 2000, Type Ia Supernovae: Theory and Cosmology, (Cambridge: Cambridge Univ. Press), 33 (astro-ph/9903264)
 Livio, M., & Reiss, A. G. 2003, ApJ, 594, L93
 Lockley, J. J., Eyres, S. P. S., & Wood, Janet H. 1997, MNRAS, 287, L14
 Lockley, J. J., Wood, J. H., Eyres, S. P. S., Naylor, T., & Shugarov, S. 1999, MNRAS, 310, 963
 Lundqvist, P., Sollerman, J., Leibundgut, B., Baron, E., Fransson, C., & Nomoto, K. 2003, The Physics of Supernovae, eds. W. Hillebrandt & B. Leibundgut (Springer-Verlag, Berlin), 309
 Mannucci, F., Della Valle, M., & Panagia, N. 2006, MNRAS, 370, 773
 Mennickent, R. E., & Honeycutt, R. K. 1995, Inf. Bull. Variable Stars, 4232
 Niemeyer, J., & Hillebrandt, W. 2004, A&A
 Nomoto, K. 1982, ApJ, 253, 798
 Nomoto, K., Saio, H., Kato, M., & Hachisu, I. 2007, ApJ, 663, 1269
 Nomoto, K., Suzuki, T., Deng, J. S., Uenishi, T., & Hachisu, I. 2005, In ASP Conf. Ser. 342: 1604-2004: Supernovae as Cosmological Lighthouses, ed. M. Turatto, et al. (ASP) 105 (astro-ph/0603432)
 Nomoto, K., Umeda, H., Kobayashi, C., Hachisu, I., Kato, M., & Tsujimoto, T. 2000, in AIP Conf. Proc. Vol. 522: Cosmic Explosions: Tenth Astrophysics Conference, ed. S. S. Holt & W. W. Zhang (American Institute of Physics), 35 (astro-ph/0003134)
 Paczynski, B. 1971, ARA&A, 9, 183
 Pakull, M. W., Moch, C., Bianchi, L., Thomas, H.-C., Guibert, J., Beaulieu, J. P., Grison, P., & Schaeidt, S. 1993, A&A, 278, L39
 Panagia, N., Van Dyk, Schuyler D., Weiler, K. W., Sramek, R. A., Stockdale, C. J., & Murata, K. P., 2006, ApJ, 646, 369
 Patat, F. et al., 2007a, Science, 317, 924
 Patat, F. et al. 2007b, A&A, 474, 931
 Patterson, J. et al. 1998, PASP, 110, 380
 Petrosian, A. et al. 2005, AJ, 129, 1369
 Prieto, J. K., et al. 2007, ApJ, submitted (arXiv:0706.4088)
 Reinsch, K., van Teeseling, A., King, A. R., & Beuermann, K. 2000, A&A, 354, L37
 Scannapieco, E., & Bildsten, L. 2005, ApJ, 629, L85

- Schaefer, B. E. 1990, *ApJ*, 355, L39
Schaefer, B. E., & Ringwald, F. A. 1995, *ApJ*, 447, L45
Šimon, V., & Mattei, J. A. 1999, *A&AS*, 139, 75
Simon, J. D. et al. 2007, *ApJ*, 671, L25
Steiner, J. E., & Diaz, M. P. 1998, *PASP*, 110, 276
Sullivan, M. et al. 2006 *ApJ*, 648, 868
Tout, C. A., Aarseth, S. J., Pols, O. R., & Eggleton, P. P. 1997, *MNRAS*, 291, 732
Wang, L., Baade, D., Höflich, P., Wheeler, J. C., Kawabata, K., & Nomoto, K. 2004, *ApJ*, 604, L53
Wang, X. et al. 2007a, *ApJ*, in press (arXiv:0708.0140)
Wang, X., Li, W., Filippenko, A. V., Foley, R. J., Smith, N., & Wang, L. 2007b, *ApJ*, submitted (arXiv:0711.2570)
Wood-Vasey, W. M., & Sokoloski, J. L. 2006, *ApJ*, 645, L53