

SLAC-PUB-12820

e^+e^- Annihilations into Quasi-two-body Final States at 10.58 GeV

Kai Yi

*Stanford Linear Accelerator Center
Menlo Park, California 94025, USA*

**E-mail: yik@slac.stanford.edu*

We report the first observation of e^+e^- annihilations into hadronic states of positive C -parity, $\rho^0\rho^0$ and $\phi\rho^0$. The angular distributions support two-virtual-photon annihilation production. We also report the observations of $e^+e^- \rightarrow \phi\eta$ and a preliminary result on $e^+e^- \rightarrow \rho^+\rho^-$.

Keywords: Exclusive; High momentum; C parity; Helicity amplitude.

1. Introduction

The large datasets collected by the B factories provide unique opportunities for studying rare processes and discovering new states. We report several observations of e^+e^- annihilations into quasi-two-body hadronic final states with $C = \pm 1$ at *BABAR* [1–3]. A new avenue for the study of hadron production mechanisms is opened with these observations, and a testing ground for QCD at the amplitude level is provided.

2. $e^+e^- \rightarrow \rho^0\rho^0, \phi\rho^0$

The process $e^+e^- \rightarrow$ hadrons at center-of-mass (c.m.) energy \sqrt{s} far below the Z^0 mass is dominated by annihilation via a single virtual photon, thus yielding final state charge-conjugation parity $C = -1$. The Two-Virtual-Photon-Annihilation (TVPA) process, depicted in Fig. 1, with positive final state C parity, has been ignored in incorporating the total hadronic cross section in e^+e^- annihilations into calculations [4] of muon $g-2$, and the running of the QED coupling constant, α .

The present analysis uses a 205 fb^{-1} data sample collected at the $\Upsilon(4S)$ resonance, and 20 fb^{-1} collected at c.m. energy 40 MeV lower, using the *BABAR* detector at the SLAC PEP-II asymmetric-energy e^+e^- collider.

The *BABAR* detector is described in detail elsewhere [5].

Events with four well-reconstructed charged tracks and net charge zero are selected. The χ^2 probability of the fitted four track vertex is required to exceed 0.1%, and two oppositely charged tracks must be identified as pions; the other pair must be identified as two pions or two kaons. We accept events with four-particle invariant mass within 170 MeV/ c^2 of the nominal c.m. energy. Loose signal regions are defined by the mass ranges $0.5 < m_{\pi^+\pi^-} < 1.1$ GeV/ c^2 and $1.008 < m_{K^+K^-} < 1.035$ GeV/ c^2 . The extracted $\rho^0\rho^0$ and $\phi\rho^0$ yields in these intervals are 1243 ± 43 and 147 ± 13 events, respectively.

The efficiency-corrected production angular distributions are shown in Fig. 2, where θ^* is defined as the angle between the ρ_f^0 (ϕ) direction and the e^- beam direction in the c.m. frame. The observed sharply peaking $|\cos \theta^*|$ distributions are consistent with the TVPA expectation [6], which is approximated by:

$$\frac{d\sigma}{d\cos \theta^*} \propto \frac{1 + \cos^2 \theta^*}{1 - \cos^2 \theta^*}. \quad (1)$$

For the signal mass regions defined above, and $|\cos \theta^*| < 0.8$, we obtain the following results for the TVPA cross sections near $\sqrt{s} = 10.58$ GeV:

$$\sigma_{\text{fid}}(e^+e^- \rightarrow \rho^0\rho^0) = 20.7 \pm 0.7(\text{stat}) \pm 2.7(\text{syst}) \text{ fb}$$

$$\sigma_{\text{fid}}(e^+e^- \rightarrow \phi\rho^0) = 5.7 \pm 0.5(\text{stat}) \pm 0.8(\text{syst}) \text{ fb}.$$

The measured cross sections are in good agreement with the calculations [6, 7]. The Standard Model calculations of the anomalous magnetic moment of the muon and of the QED coupling constant rely on measurements of low-energy e^+e^- hadronic cross sections, which are assumed to be entirely due to single-photon exchange. We have estimated the effect due to the TVPA processes [6] and find it to be small compared with the current precision [4].

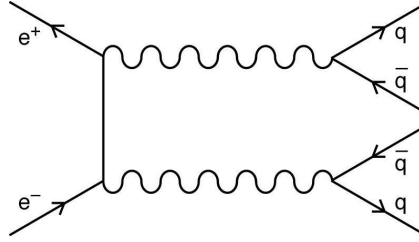


Fig. 1. The two-virtual-photon annihilation diagram.

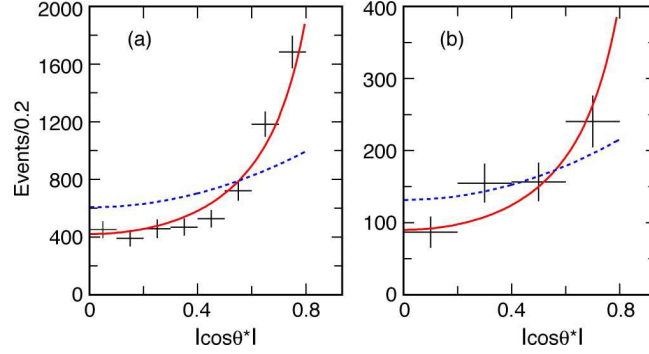


Fig. 2. Production angle distributions, after correction for efficiency, for a) $\rho^0 \rho^0$ and b) $\phi \rho^0$. The solid and dashed lines are the normalized $\frac{1+\cos^2\theta^*}{1-\cos^2\theta^*}$ and $1+\cos^2\theta^*$ distributions, respectively.

3. $e^+e^- \rightarrow \phi\eta$

The process $e^+e^- \rightarrow J/\psi\eta_c$ and other double charmonium processes are observed [8] at rates approximately ten times larger than expected from QCD-based models [9]. Various theoretical efforts to understand this have been made recently [10]. An alternate avenue of investigation is provided by the process $e^+e^- \rightarrow \phi\eta$, which also involves a vector – pseudoscalar (VP) final state. Different models predict different s dependences for the cross section, and so it is interesting to investigate this by comparing a measurement at $\sqrt{s} = 10.58$ GeV to the CLEO measurement at $\sqrt{s} = 3.67$ GeV [11].

This analysis uses 204 fb^{-1} of e^+e^- colliding beam data collected on the $\Upsilon(4S)$ resonance at $\sqrt{s} = 10.58$ GeV and 20 fb^{-1} collected 40 MeV below. Events with exactly two well-reconstructed, oppositely charged kaon tracks and at least two well-identified photons are selected. We fit the two tracks to a common vertex, and require the χ^2 probability to exceed 0.1%. Each photon candidate is required to have a minimum laboratory energy of 500 MeV. Events with a reconstructed $K^+K^-\gamma\gamma$ invariant mass within 230 MeV/ c^2 of the e^+e^- c.m. energy are accepted for further study.

We define the ϕ mass window as $1.008 < m_{KK} < 1.035$ GeV/ c^2 , and extract 24 ± 5 $\phi\eta$ signal events in the ϕ mass window, with $\eta \rightarrow \gamma\gamma$. The significance is estimated to be 6.5 sigma.

The final radiation-corrected cross section for $1.008 < m_\phi < 1.035$ GeV/ c^2 within $|\cos\theta^*| < 0.8$ near $\sqrt{s} = 10.58$ GeV is:

$$\sigma_{\text{rd}}(e^+e^- \rightarrow \phi\eta) = 2.1 \pm 0.4(\text{stat}) \pm 0.1(\text{syst}) \text{ fb.}$$

The cross section, extended to the full range of $\cos\theta^*$ by assuming a $1 + \cos^2\theta^*$ distribution, is:

$$\sigma(e^+e^- \rightarrow \phi\eta) = 2.9 \pm 0.5(\text{stat}) \pm 0.1(\text{syst}) \text{ fb}.$$

There is currently no direct prediction for the cross section of this process at this energy, but the $e^+e^- \rightarrow VP$ cross section is expected to have a $1/s^2$ [12] or $1/s^4$ [13,14] dependence in QCD-based models. A comparison between our result and that of CLEO, ($\sigma = 2.1^{+1.9}_{-1.2} \pm 0.2$ pb) at $\sqrt{s} = 3.67$ GeV (continuum) [11], favors a $1/s^3$ dependence (Fig. 3).

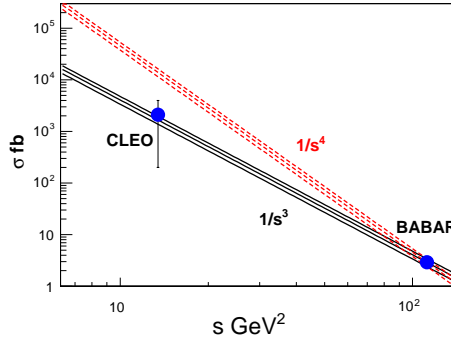


Fig. 3. Cross section extrapolations based on *BABAR*'s measurement at $\sqrt{s} = 10.58$ GeV assuming a $1/s^3$ (black) or $1/s^4$ (red) energy dependence. The bands show one standard deviation uncertainties in the extrapolations. The CLEO measurement at $\sqrt{s} = 3.67$ GeV is also shown.

4. $e^+e^- \rightarrow \rho^+\rho^-$ (preliminary result)

Since charged ρ 's are involved, the $e^+e^- \rightarrow \rho^+\rho^-$ process is unlikely to occur through TVPA [1,6,7], unless there is significant final quark recombination between the products of the two virtual photons, or unless there is significant final state interaction ($e^+e^- \rightarrow \rho^0\rho^0 \rightarrow \rho^+\rho^-$) [15]. Assuming a one-photon production mechanism, this VV ($\rho^+\rho^-$) final state is described by three helicity amplitudes. A study of this reaction can then provide an experimental test of QCD at the amplitude level [14] [13] through investigation of the final states angular correlations.

This analysis uses 343 fb^{-1} of e^+e^- colliding beam data collected on the $\Upsilon(4S)$ resonance at $\sqrt{s} = 10.58$ GeV and 36 fb^{-1} collected 40 MeV lower. Events with exactly two well-reconstructed, oppositely charged tracks identified as pions and at least two well-reconstructed π^0 s are selected. We fit

BABAR Preliminary

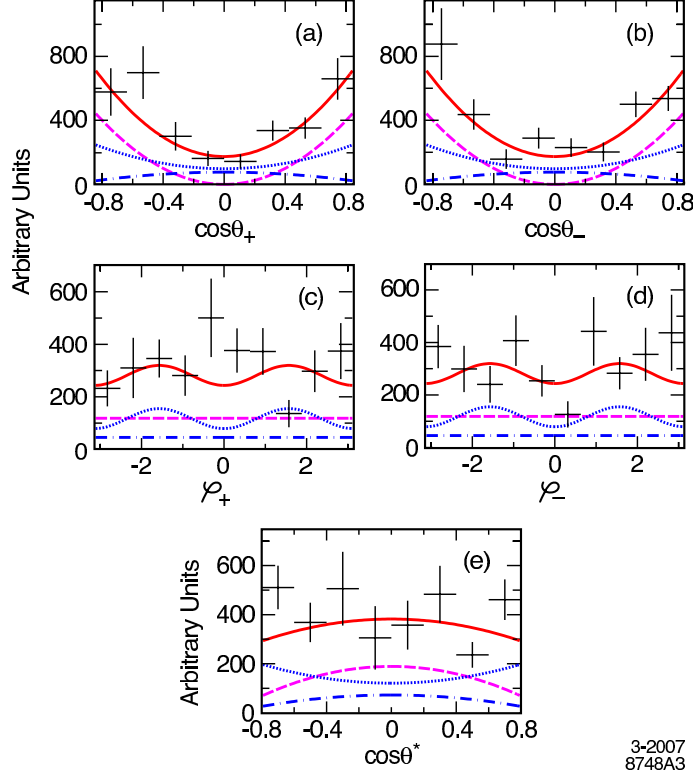


Fig. 4. The s-weighted and efficiency corrected a) $\cos\theta_+$ b) $\cos\theta_-$ c) φ_+ d) φ_- e) $\cos\theta^*$ distributions for $e^+e^- \rightarrow \rho^+\rho^-$. The magenta dashed curves show the contributions from F_{00} , the blue dotted curves are F_{10} , the blue dashed-dotted curves are F_{11} , and the solid red curves show the total result.

the charged tracks to a common vertex, and require the χ^2 probability to exceed 0.1%. Each π^0 is reconstructed through its $\gamma\gamma$ decay channel by requiring the two photon invariant mass to be within the range $[0.1, 0.16]$ GeV/c^2 , and then constraining its mass to the nominal value. We accept events with $|m_{\pi^+\pi^0\pi^-\pi^0} - E_{cm}| < 0.28$ GeV and $|\Delta p| < 0.2$ GeV/c , where E_{cm} is the total c.m. energy, and Δp is the momentum difference between the $\pi^+\pi^0\pi^-\pi^0$ system and the e^+e^- system.

We define the ρ^\pm mass intervals as $[0.5, 1.1]$ GeV/c^2 , and extract 308 ± 25 $\rho^+\rho^-$ signal events in the defined mass region. The significance is estimated to be 9.5 sigma.

Assuming $\rho^+\rho^-$ is produced through one photon or $\Upsilon(4S)$, there are three independent helicity amplitudes ($F_{\mu\nu}$, μ/ν is the helicity of ρ^+/ρ^-), F_{00} , F_{10} , and F_{11} ($F_{10} = F_{-10} = F_{0\pm 1}$, $F_{11} = F_{-1-1}$) [16]. The one-dimensional projections for the decay angles involved can be expressed as:

$$\frac{dN}{d\cos\theta^*} \propto (\sin^2\theta^*|F_{00}|^2 + 2(1 + \cos^2\theta^*)|F_{10}|^2 + 2\sin^2\theta^*|F_{11}|^2) \quad (2)$$

$$\frac{dN}{d\cos\theta_{\pm}} \propto (\cos^2\theta_{\pm}|F_{00}|^2 + (1 + \cos^2\theta_{\pm})|F_{10}|^2 + \sin^2\theta_{\pm}|F_{11}|^2) \quad (3)$$

$$\frac{dN}{d\varphi_{\pm}} \propto (|F_{00}|^2 + (4 - \cos 2\varphi_{\pm})|F_{10}|^2 + 2|F_{11}|^2) \quad (4)$$

where θ^* is the ρ production angle, θ_{\pm} (φ_{\pm}) is the helicity (azimuthal) angle of the pion from ρ decay. From the two dimensional mass fit ($\pi^+\pi^0$ and $\pi^-\pi^0$), we can calculate a $\rho^+\rho^-$ signal sWeight [17] for each event (including those events outside the defined ρ^{\pm} mass window) and use it to produce signal angular distributions. We fit the five angular distributions to Eqs. 2, 3 and 4 simultaneously by minimizing χ^2 . The correlations among the five angles are neglected; this is justified by means of fits to events generated according the assumed PDFs (toy MC). We normalize the amplitudes such that $|F_{00}|^2 + 4|F_{10}|^2 + 2|F_{11}|^2 = 1$ since we have 1 F_{00} , 4 F_{10} and 2 F_{11} amplitude contributions. The normalized amplitudes from the fit are found to be in the ratio: $|F_{00}|^2 : |F_{10}|^2 : |F_{11}|^2 = 0.51 \pm 0.14(\text{stat}) \pm 0.02(\text{syst}) : 0.10 \pm 0.04(\text{stat}) \pm 0.01(\text{syst}) : 0.04 \pm 0.03(\text{stat}) \pm 0.00(\text{syst})$, and $|F_{00}|^2$ deviates from 1 with significance more than 3 sigma. This disagrees with a QCD prediction [14], and suggests that either the decay is not dominated by single-photon exchange as naively expected, or that the QCD prediction does not apply to data in our energy region. The final radiation-corrected cross section for $0.5 < m_{\rho^{\pm}} < 1.1$ GeV/ c^2 , and within $|\cos\theta^*| < 0.8$, $|\cos\theta_{\pm}| < 0.85$, at near $\sqrt{s} = 10.58$ GeV (assuming only one-photon production) is:

$$\sigma_{\text{fid}}(e^+e^- \rightarrow \rho^+\rho^-) = 8.5 \pm 0.7(\text{stat}) \pm 1.5(\text{syst}) \text{ fb.}$$

We extend the cross section calculation from our acceptance region to the full phase space using the fitted amplitude values, and find $20.0 \pm 1.6(\text{stat}) \pm 3.6(\text{syst}) \pm 1.7(\text{ampl})$ fb; the third uncertainty is due to the amplitude uncertainties.

5. Conclusion

We report the first observation of e^+e^- annihilations into hadronic states of positive C -parity, $\rho^0\rho^0$ and $\phi\rho^0$. We also report the observation of the process $e^+e^- \rightarrow \phi\eta$, and obtain preliminary results on $e^+e^- \rightarrow \rho^+\rho^-$. The measured helicity amplitude magnitudes from $e^+e^- \rightarrow \rho^+\rho^-$ contradict a QCD prediction at a significance of more than 3 sigma.

Acknowledgments

The author wishes to thank his *BABAR* colleagues for their support.

References

1. B. Aubert *et al.*, Phys. Rev. Lett. **97**, 112002 (2006).
2. B. Aubert *et al.*, Phys. Rev. D (R) **74**, 111103(R) (2006).
3. F. Blanc for *BABAR* Collaboration, Morind QCD 2006.
4. M. Davier, S. Eidelman, A. Hoecker, Z. Zhang, Eur. Phys. Jour. C **31**, 503 (2003).
5. B. Aubert *et al.*, Nucl. Instrum. Methods, Sect. A **479**, 1 (2002).
6. M. Davier, M. Peskin, and A. Snyder, hep-ph/0606155.
7. G. T. Bodwin *et al.*, Phys. Rev. D **74**, 074014 (2006).
8. K. Abe *et al.*, Phys. Rev. Lett. **89**, 142001 (2002); B. Aubert *et al.*, Phys. Rev. D **72**, 031101 (2005).
9. E. Braaten and J. Lee, Phys. Rev. D **67**, 054007 (2003), [Erratum-ibid. D **72**, 099901 (2005)]; K. Y. Liu, Z. G. He and K. T. Chao, Phys. Lett. B **557**, 45 (2003).
10. A. E. Bondar and V. L. Chernyak, Phys. Lett. B **612**, 215 (2005); G. T. Bodwin, D. Kang and J. Lee, hep-ph/0603185; Y. Zhang, Y. Gao, and K. T. Chao, Phys. Rev. Lett. **96**, 092001 (2006); G. T. Bodwin, D. Kang, T. Kim, J. Lee, and C. Yu, hep-ph/0611002.
11. G. S. Adams *et al.* (CLEO Collaboration), Phys. Rev. D **73**, 012002 (2006).
12. J. M. Gerard and G. Lopez Castro, Phys. Lett. B **425**, 365 (1998).
13. V. Chernyak, hep-ph/9906387.
14. V. L. Chernyak and A. R. Zhitnitsky, JETP Lett. **25**, 510 (1977); [Pisma Zh. Eksp. Teor. Fiz. **25**, 544 (1977)]; G. P. Lepage and S. J. Brodsky, Phys. Lett. B **87**, 359 (1979); G. P. Lepage and S. J. Brodsky, Phys. Rev. D **22**, 2157 (1980); S. J. Brodsky and G. P. Lepage, Phys. Rev. D **24**, 2848 (1981).
15. M. Gell-Mann, D. Sharp, and W. G. Wagner, Phys. Rev. Lett. **8**, 261 (1962); P. Kroll, hep-ph/0112274.
16. M. Jacob, and G. C. Wick, Ann. Phys.. (N. Y.) **7**, 404 (1959); S. U. Chung, Phys. Rev. D **57**, 431 (1998).
17. M. Pivk and F. R. Le Diberder, Nucl. Instrum. Meth. A **555**, 356 (2005).