

# Evolutionary Prisoner's Dilemma game on the Newman-Watts networks

Jeromos Vukov<sup>1</sup>, György Szabó<sup>2</sup>, and Attila Szolnoki<sup>2</sup>

<sup>1</sup>*Department of Biological Physics, Eötvös University, H-1117 Budapest, Pázmány P. stny. 1/A., Hungary*

<sup>2</sup>*Research Institute for Technical Physics and Materials Science P.O. Box 49, H-1525 Budapest, Hungary*

Maintenance of cooperation was studied for a two-strategy evolutionary Prisoner's Dilemma game where the players are located on a one-dimensional chain and their payoff comes from games with the nearest and next-nearest neighbor interactions. The applied host geometry makes possible to study the impacts of two conflicting topological features. The evolutionary rule involves some noise affecting the strategy adoptions between the interacting players. Using Monte Carlo simulations and the extended versions of dynamical mean-field theory we determined the phase diagram as a function of noise level and a payoff parameter. The peculiar feature of the diagram is changed significantly when the connectivity structure is extended by extra links as suggested by Newman and Watts.

PACS numbers: 89.65.-s, 05.50.+q, 02.50.+Le, 87.23.Ge

Maintenance of cooperative behavior among selfish individuals in biological and social systems is a progressively studied and challenging problem [1]. The celebrated Prisoner's Dilemma (PD) game [2] is a widely applied mathematical model illustrating the conflict between the individually rational (selfish) and globally useful (cooperative) behavior.

In the original two-person (one-shot) game the players can follow one of the two strategies called cooperation ( $C$ ) and defection ( $D$ ). The player's payoff (or fitness) depends on their choice that is determined by the elements of a payoff matrix. To be more specific, for mutual cooperation each player receives the reward  $R$ , two defectors receive the punishment  $P$ , whilst a cooperator and defector receive the suckers payoff  $S$  and the temptation  $T$  (to choose defection), respectively. For the PD game the payoffs satisfy the ranking:  $T > R > P > S$ . According to the assumption of the traditional game theory, players make rational decision to maximize their own income. Consequently, they should choose defection independently from the other player's decision. For the iterated PD game an additional constraint (namely  $2R > T + P$ ) is assumed to provide the highest total income for mutual cooperation.

In the spatial evolutionary PD games  $N$  players are distributed on a lattice with periodic boundary conditions. Following one of the above mentioned pure strategies each player plays a game with her neighbors. These games are repeated meanwhile the players are allowed to modify their strategies in a way defined by the strategy update rule. For example, in the model suggested by Nowak and May [3] the players were located on the sites of a square lattice, they played a PD game with all neighbors for discrete times  $t = 1, 2, \dots$ , and before the next time step each player has adopted the strategy of those player who received the highest accumulated payoff in her neighborhood (including herself). In these cellular automaton type models the coexistence of the  $C$  and  $D$  strategies is provided by a frozen or oscillating pattern due to the dynamical balance between the opposite invasion processes affected by the payoffs. For synchronized strategy updates  $C$  invasion can occur along the horizontal or vertical interfaces separating the domains of the  $C$  and  $D$  strategies. On the contrary,  $D$  invasions are favored along the irregular interfaces where defectors can exploit many neighboring cooperators.

The average density of cooperators is reduced drastically for asynchronous strategy updates [4] as well as for the introduction of additional noise including irrational strategy adoptions [5] (for a recent survey see Ref. [6]).

In the last years the spatial models were generalized by locating players on the sites of a network (graph) whose edges connect each player with her co-players (neighbors) [7, 8, 9, 10, 11]. Investigations were also extended to different versions of small-world structures created from a one- or two-dimensional lattice by rewiring some portion of connections [12, 13, 14, 15, 16] or by adding extra links to the spatial structure [8, 17, 18, 19]. The systematic comparison of the cited results is difficult because of the wide variety of dynamical rules used in the mentioned studies. Nevertheless, it is concluded generally that the introduction of inhomogeneities supports the maintenance of cooperation among selfish individuals [18, 20]. An important progress has been made by Santos *et al.*, who described a mechanism that provides relevant advantage for cooperators in the presence of connected hubs (players with a large number of neighbors) [10].

Further exploring the possible effects of the interaction topology on the cooperation level we study a simple host structure where two conflicting topological features can be detected. It is well known that cooperators die out in one-dimensional structure ( $z = 2$ ) for all stochastic dynamical rules favoring the adoption of the more successful strategies [10, 12, 13]. Similar result is predicted by the mean-field analysis [6] describing a system where the co-players are chosen randomly for both playing games and learning strategies. The former results explain why the Monte Carlo (MC) simulations have indicated the extinction of cooperators for a sufficiently large  $z$  dependent on the evolutionary rule(s) and payoffs [10, 21]. In contrast, the systematic investigations have elucidated that the cooperation can be maintained for random sequential updates because the one-site overlapping triangles (in regular connectivity structure at  $z = 4$ ) support the spreading of cooperation in the low noise limit [22]. According to the MC simulations (performed on many different two- and three-dimensional lattices and other regular networks) this feature remains valid for the investigated spatial and non-spatial connectivity structures if the overlapping triangles span the whole graph. Following this avenue, a more rigorous analysis of this

feature requires to study those regular structures which cannot be spanned completely by the overlapping triangles or on which the overlapping triangles form a one-dimensional structure favoring an evolution towards homogeneous states via a domain growing process. Now our attention is focused on the latter case by considering a simple connectivity structure combining the mentioned conflicting topological features that become relevant in the low noise limit.

For this purpose we study a two-strategy evolutionary PD game on a one-dimensional lattice where the sites are connected to  $z = 4$  neighbors. The systematic investigation of the effect of noise and payoffs on the density of cooperators in the stationary states requires accurate knowledge about what happens on a host graph where the overlapping triangles span the whole system but the one-dimensional feature is preserved. Due to this curiosity the resultant phase diagram differs significantly from those studied previously as detailed below. Furthermore we show that the mentioned unique behavior is modified significantly when the small-world effect is switched on by adopting the construction suggested by Newman and Watts [23].

In our model  $N$  players are located on the nodes  $x$  of a network and they can follow the  $C$  or the  $D$  strategies. The spatial strategy distribution is described by a set of two-state site variables, i.e.,  $s_x = C$  or  $D$ . For later convenience the local states are denoted by two-dimensional unit vectors

$$C = \begin{pmatrix} 1 \\ 0 \end{pmatrix} \quad \text{and} \quad D = \begin{pmatrix} 0 \\ 1 \end{pmatrix}, \quad (1)$$

and in this notation the payoffs can be expressed with the aid of simple matrix algebra. The normalized income of the player at the site  $x$  obeys the following form:

$$U_x = \frac{4}{|\Omega_x|} \sum_{y \in \Omega_x} \mathbf{s}_x^+ \mathbf{A} \cdot \mathbf{s}_y, \quad (2)$$

where  $\mathbf{s}_x^+$  is the transpose of the state vector  $\mathbf{s}_x$ , and the summation runs over all the neighbors ( $\Omega_x$ ) of player  $x$  ( $|\Omega_x|$  refers to the number of neighbors surrounding the site  $x$ ). The pre-factor in Eq. 2 is applied to help the comparison of the resultant phase diagrams with other systems analyzed in previous studies [22, 24, 25]. Due to its simplicity we use the rescaled payoff matrix suggested by Nowak *et al.* [3], i.e.:

$$\mathbf{A} = \begin{pmatrix} 1 & 0 \\ b & 0 \end{pmatrix}, \quad 1 < b < 2. \quad (3)$$

In this notation  $1 < b < 2$  denotes the strength of temptation to exploit the neighboring cooperator(s).

The time evolution of the strategy distribution is modelled by the so-called pairwise comparison dynamics when a randomly chosen player  $x$  adopts the strategy of her randomly chosen neighbors ( $y$ ) with a probability depending on the payoff difference as

$$W[\mathbf{s}_x \leftarrow \mathbf{s}_y] = \frac{1}{1 + \exp[(U_x - U_y)/K]}, \quad (4)$$

where  $K$  characterizes the strength of noise in the strategy adoption process allowing the players to make irrational decisions too [26, 27, 28]. In other words  $x$  player can adopt the

strategy of  $y$  player even if  $U_x > U_y$ . Starting from a random initial state the above strategy adoption process is repeated until the system reaches a stationary states characterized by the average density  $\rho$  of cooperators dependent on the noise  $K$ , temptation  $b$ , and connectivity structure. Three different stationary states can be distinguished when the number of sites tends to infinity. In the first case cooperators dominate the whole system ( $\rho = 1$ ) if  $b < b_{c1}$ . On the contrary, for sufficiently high temptation ( $b > b_{c2}$ ) only the defectors can survive. In general, there exists a coexistence region ( $0 < \rho < 1$  for  $b_{c1} < b < b_{c2}$ ) where both C and D survive in the stationary state. In order to quantify both critical values of  $b$  our analysis is extended to the region of  $b < 1$  belonging to the so-called Stag Hunt games representing another social dilemma [29].

Now our analysis is restricted to two types of connectivity structures illustrated in Fig. 1. The first structure is a linear chain for nearest and next-nearest interactions with periodic boundary conditions. The second structure is created from the first one by adding new links to the chain according to the Newman-Watts construction [23] with some minor changes. It means that links are added without removing any of the original ones and each site has a maximum of five neighbors. The modified structure is characterized by the ratio  $p$  of the added and original links. The limitation of the maximum number of neighbors prevents the formation of large hubs and can help the (future) extension of the generalized mean-field techniques for inhomogeneous structures.

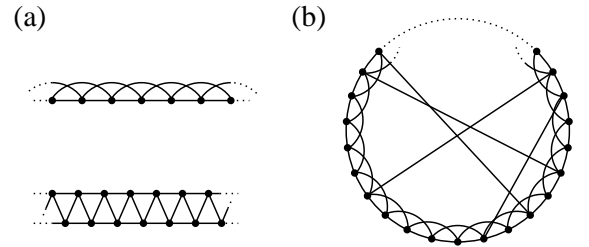


FIG. 1: Different connectivity structures for which the evolutionary PD game is studied. (a) One-dimensional chain with nearest and next-nearest neighbor interactions ( $z = 4$ ). The second (equivalent) graph below illustrates the overlapping triangle structure. (b) One-dimensional chain with Newman-Watts small-world modification.

The MC simulations are performed on systems containing  $N = 10^5 - 10^6$  sites. In many cases the simulations are started from a random initial state and after a suitable transient time we have determined the average density  $\rho$  of cooperators by averaging over a sampling time (with duration comparable to the transient time). The transient time varied from  $2 \times 10^4$  to  $10^6$  MC steps depending on the parameters (during 1 MC step each player has a chance once on average to modify her strategy). Besides this traditional method we used another (more efficient) technique to determine the critical point for the transitions  $M \rightarrow C$  and  $D \rightarrow C$ . In the so-called growing seed method the simulations are started from a state where only one defector was present in the sea of cooperators and the sur-

vival probability of defectors is measured (by averaging over several thousand independent runs) at different  $b$  values for a fixed  $K$  (for details see Ref. [30]).

Beside the MC simulations, the above model is investigated also by the application of the generalized mean-field (GMF) method. Within this approach the translation invariant system is characterized by a set of configuration probabilities on a compact cluster of  $n$  neighboring sites. This approximation involves the derivation of the hierarchy of equations of motion for the configuration probabilities on clusters of  $n$  sites (for details see Appendix in Ref. [6]). Clearly, the accuracy of this method can be improved by increasing the values of  $n$ . In the present model we have found that the qualitative prediction of GMF for the phase diagram does not change if  $n > 5$ . The most accurate approximation is achieved for  $n = 10$ . The corresponding predictions are compared with MC data in Fig. 2.

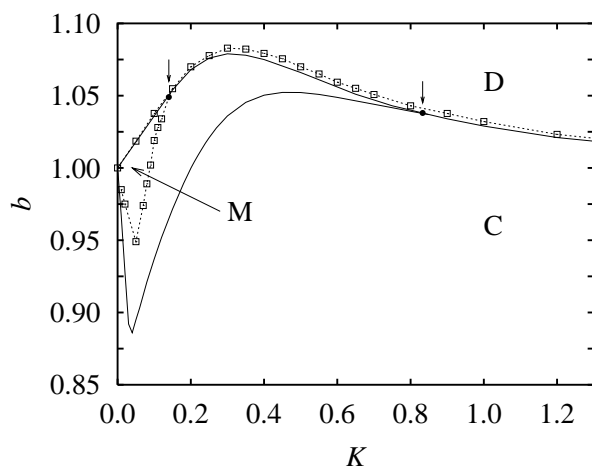


FIG. 2: Phase boundaries on the  $b-K$  plane for the one-dimensional connectivity structure with  $z = 4$ . Solid lines indicate the prediction of the generalized mean-field technique for  $n = 10$  while connected symbols stand for MC results. The phase boundaries separate the homogeneous phases of cooperators (C) or defectors (D), and the mixed state M where cooperators and defectors coexist. The tricritical points are indicated by arrows and also by full circles for the MC results and the GMF method.

Figure 2 illustrates that both techniques show a step like transition from C to D phase at  $b = 1$ , that is  $b_{c1} = b_{c2} = 1$ , in the limit  $K \rightarrow 0$ . A similar behavior can be concluded if  $K \rightarrow \infty$ , that is resembling the mean-field prediction mentioned above. First order transition from C to D is found (i.e.,  $b_{c1} = b_{c2} > 1$ ) when varying the value of temptation  $b$  for fixed noise level if its value exceeds a threshold value ( $K > K_{tric}^{(MC)} \approx 0.15$ ). For lower noise level the first order transition splits into two continuous critical transitions belonging to the directed percolation universality class [30] as detailed below. For this threshold value of noise ( $K = K_{tric}$ ) one can observe a tricritical point ( $b = b_{tric}^{(MC)} \approx 1.05$ ) where all the mentioned three phases can coexist.

The continuous extinction process of both the C and D strategies exhibits universal behavior belonging to the directed percolation universality class [31]. This means that the vari-

ation of  $b$  or  $K$  (as a control parameter) yields a power law decrease of order parameter (here the density of C or D strategies) when approaching the critical point. The algebraic behavior is accompanied by a power law divergency in the correlation length, relaxation time, and fluctuation of order parameter that makes the numerical analysis time consuming [30]. In the critical point the order parameter decays algebraically as

$$\rho(t) \propto t^{-\alpha} \quad (5)$$

for sufficiently long times. The value of  $\alpha$  and other critical exponents are universal (independent of the details of dynamical rules) while their values are related to each other and depend on the spatial dimension. For a one-dimensional stochastic cellular automaton  $\alpha = 0.159464(6)$  is found [32]. In order to demonstrate the same universal behavior, the quantity  $\rho t^\alpha$  is plotted as a function of time in Fig. 3 where 30 independent runs of  $N = 2 \times 10^6$  system size are averaged.

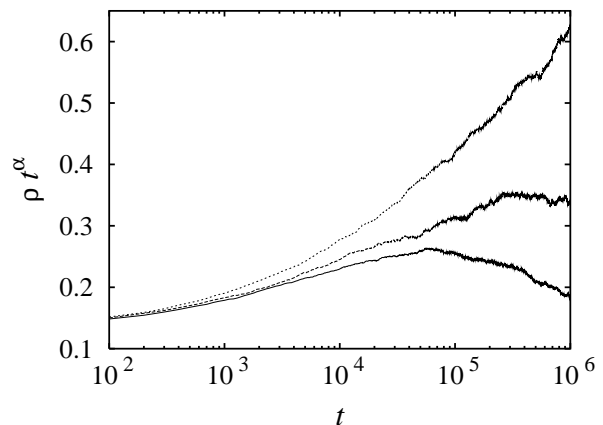


FIG. 3: Density decay of cooperators at  $b = 1.03$  for three different noise levels ( $K = 0.0791, 0.0790$ , and  $0.0789$  from top to bottom). The middle curve illustrates the typical behavior in the critical point ( $\alpha = 0.159$ ).

Notice that in Fig. 2 the MC results are reproduced qualitatively well by the GMF approximation. Quantitatively good agreement is found in the function  $b_{c2}(K)$  for arbitrary value of  $K$  while for the lower phase boundary the reproduction is not satisfactory (if  $K < K_{tric}$ ). The relevance of long-range correlations in the extinction process of D strategies can explain the difference in the prediction of GMF and MC results.

The  $b-K$  phase diagram demonstrates another striking feature of the evolutionary PD game for this connectivity structure. Namely, Fig. 2 refers to the existence of an optimum noise level providing the best condition for the cooperators to survive. At the same time, when increasing  $K$  for  $b = 1.03$  one can observe three consecutive phase transitions, namely,  $D \rightarrow M \rightarrow C \rightarrow D$ . The smoothed version of this behavior was reported for those connectivity structures that cannot be spanned by overlapping triangles supporting the spreading of cooperation in the low noise limit for the pairwise comparison dynamical rule [22].

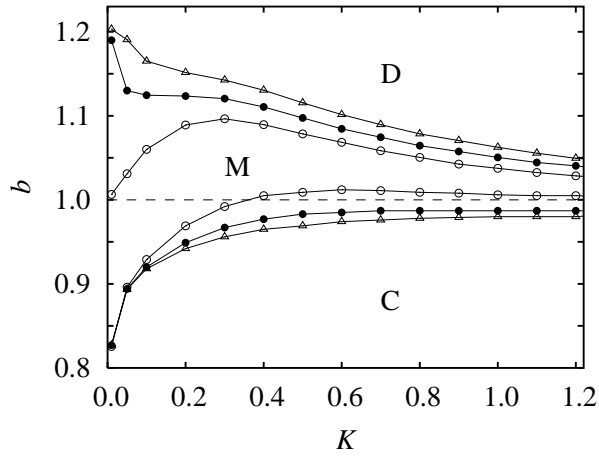


FIG. 4: The lower  $b_{c1}(K)$  and upper  $b_{c2}(K)$  critical points on the Newman-Watts structure for different  $p$  values. The symbols correspond to  $p = 0.02$  (open circle),  $0.06$  (full circle), and  $0.10$  (triangle). Solid lines are guide to the eye and dashed line indicates a base line at  $b = 1$ .

Interestingly, one can observe another re-entrance transition along the boundary separating the C and M phases in Fig. 2 that is similar to previously observed coherence resonance phenomenon for the PD game [27] or even for other games [33].

As mentioned above the cooperation can be maintained even at the low noise limit (if  $b > 1$ ) for many other connectivity structures spanned by overlapping triangles. The present study has demonstrated that this general trend is defeated by the additional one-dimensional constraint providing that propagating fronts cannot avoid each other on this structure. However, the latter feature is destroyed when new links are added to the connectivity structure as demonstrated in Fig. 1.

The effect of new links on the  $b - K$  phase diagram is illustrated in Fig. 4 for different values of  $p$  characterizing the portion of added links. From the present numerical results one can conclude that the region of the M state becomes wider as  $p$  increases and persists in the whole range of  $K$  we studied. Simultaneously the tricritical point disappears immediately and the lower phase boundary  $b_{c1}(K)$  remains less than 1 if  $K \rightarrow 0$  as we introduce the additional links. The gradual variations are related to the emergence of the small-world character and simultaneously to the destruction of the strict one-dimensional properties when  $p$  is increased. On the contrary, the upper phase boundary (between the D and M phases) tends to  $b = 1$  as  $K$  goes to 0 if  $p$  does not exceed a threshold value  $p_{tr} = 0.04(2)$ . Unfortunately, the more accurate determination of  $p_{tr}$  is prevented by the long relaxation time diverging if  $K \rightarrow 0$ .

To sum up, we have systematically studied the effect of noise  $K$  and temptation  $b$  (to choose defection) on the measure of cooperation for an evolutionary Prisoner's Dilemma game on a one-dimensional chain with nearest and next-nearest neighbor interactions. The application of this connectivity structure is motivated by the claim to clarify the possible impacts of elementary topological properties. Here the conflicting topological features result in a curious  $b - K$  phase diagram where three phases can exist at special values of parameters. It is also demonstrated that the basic features of the phase diagram are modified drastically when new links are added to the connectivity structure according to the Newman-Watts construction.

### Acknowledgments

This work was supported by the Hungarian National Research Fund (Grant No. T-47003) and by the European Science Foundation (COST P10).

- 
- [1] R. Axelrod, *The Evolution of Cooperation* (Basic Books, New York, 1984).
  - [2] H. Gintis, *Game Theory Evolving* (Princeton University Press, Princeton, 2000).
  - [3] M. A. Nowak and R. M. May, *Int. J. Bifurcat. Chaos* **3**, 35 (1993).
  - [4] M. A. Nowak, S. Bonhoeffer, and R. M. May, *Int. J. Bifurcat. Chaos* **4**, 33 (1994).
  - [5] L. E. Blume, *Games Econ. Behav.* **44**, 251 (2003).
  - [6] G. Szabó and G. Fáth, *Phys. Rep.* **446**, 97 (2007).
  - [7] H. Ebel and S. Bornholdt, *Phys. Rev. E* **66**, 056118 (2002); M. Ifti, T. Killingback, and M. Doebeli, *J. Theor. Biol.* **231**, 97 (2004).
  - [8] B. J. Kim, A. Trusina, P. Holme, P. Minnhagen, J. S. Chung, and M. Y. Choi, *Phys. Rev. E* **66**, 021907 (2002).
  - [9] O. Duran and R. Mulet, *Physica D* **208**, 257 (2005).
  - [10] F. C. Santos and J. M. Pacheco, *Phys. Rev. Lett.* **95**, 098104 (2005); F. C. Santos, J. F. Rodrigues, and J. M. Pacheco, *Proc. Roy. Soc. Lond. B* **273**, 51 (2006).
  - [11] H. Ohtsuki and M. A. Nowak, *J. Theor. Biol.* **243**, 86 (2006).
  - [12] G. Abramson and M. Kuperman, *Phys. Rev. E* **63**, 030901(R) (2001).
  - [13] N. Masuda and K. Aihara, *Phys. Lett. A* **313**, 55 (2003).
  - [14] F. C. Santos, J. F. Rodrigues, and J. M. Pacheco, *Phys. Rev. E* **72**, 056128 (2005).
  - [15] J.-Y. Guan, Z.-X. Wu, Z.-G. Huang, and Y.-H. Wang, *Chin. Phys. Lett.* **23**, 2874 (2006).
  - [16] Z.-X. Wu, X.-J. Xu, and Y.-H. Wang, *Chin. Phys. Lett.* **23**, 531 (2006); L. Gulyás, *Physica A* **378**, 110 (2006).
  - [17] Z.-X. Wu, X.-J. Xu, Y. Chen, and Y.-H. Wang, *Phys. Rev. E* **71**, 037103 (2005).
  - [18] J. Ren, W.-X. Wang, and F. Qi, *Phys. Rev. E* **75**, 045101(R) (2007).
  - [19] F. Fu, L.-H. Liu, and L. Wang, *Eur. Phys. J. B* **56**, 367 (2007).
  - [20] J.-Y. Guan, Z.-X. Wu, and Y.-H. Wang, *Phys. Rev. E* **76**, 056101 (2007); M. Perc and A. Szolnoki, *Phys. Rev. E* **77**, 011904 (2008).
  - [21] C.-L. Tang, W.-X. Wang, X. Wu, and B.-H. Wang, *Eur. Phys. J. B* **53**, 411 (2006).
  - [22] G. Szabó, J. Vukov, and A. Szolnoki, *Phys. Rev. E* **72**, 047107 (2005).

- (2005); J. Vukov, G. Szabó, and A. Szolnoki, Phys. Rev. E **73**, 067103 (2006).
- [23] M. E. J. Newman and D. J. Watts, Phys. Lett. A **263**, 341 (1999).
- [24] M. Perc, Europhys. Lett. **75**, 841 (2006).
- [25] J.-Y. Guan, Z.-X. Wu, Z.-G. Huang, X.-J. Xu, and Y.-H. Wang, Europhys. Lett. **76**, 1214 (2006);
- [26] G. Szabó and C. Tóke, Phys. Rev. E **58**, 69 (1998).
- [27] M. Perc, New J. Phys. **8**, 22 (2006); M. Perc, New J. Phys. **8**, 183 (2006).
- [28] A. Traulsen, M. A. Nowak, and J. M. Pacheco, J. Theor. Biol. **244**, 349 (2007).
- [29] B. Skyrms, *Stag-Hunt Game and the Evolution of Social Structure* (Cambridge University Press, Cambridge, 2003); F. C. Santos, J. M. Pacheco, and T. Lenaerts, Proc. Natl. Acad. Sci. USA **103**, 3490 (2006).
- [30] J. Marro and R. Dickman, *Nonequilibrium Phase Transitions in Lattice Models* (Cambridge University Press, Cambridge, 1999).
- [31] H. K. Janssen, Z. Phys. B **42**, 151 (1981); P. Grassberger, Z. Phys. B **47**, 365 (1982).
- [32] I. Jensen, Phys. Rev. A **43**, 3187 (1991).
- [33] A. Traulsen, T. Röhl, and H. G. Schuster, Phys. Rev. Lett. **93**, 028701 (2004).