

# Magneto-elastic coupling in hexagonal YMnO<sub>3</sub>

Mario Poirier and Francis Laliberté

*Regroupement Québécois sur les Matériaux de Pointe, Département de Physique,  
Université de Sherbrooke, Sherbrooke, Québec, Canada J1K 2R1*

Loreynne Pinsard and Alexandre Revcolevschi

*Laboratoire de Chimie des Solides, Université Paris-Sud, 91405 Orsay Cédex, France*

(Dated: November 1, 2018)

We report an ultrasonic investigation of the elastic moduli on a single crystal of hexagonal YMnO<sub>3</sub> as a function of temperature. Stiffening anomalies in the antiferromagnetic Néel state below  $T_N = 72.4$  K are observed on all the four elastic moduli  $C_{ii}$ . The anomalies are the most important on  $C_{11}$  and  $C_{66}$  for in-plane elastic deformations; this is consistent with a strong coupling of the lattice with the in-plane exchange interactions. We use a Landau free energy model to account for these elastic anomalies. We derive an expression which relates the temperature profile of the anomaly to the order parameter; the critical exponent associated to this parameter  $\beta = 0.42$  is not consistent with a chiral XY or 3D Heisenberg universality class, but more in agreement with a conventional antiferromagnetic long range order. A tiny softening anomaly on  $C_{11}$  for which hysteresis effects are observed could be indicative of an interaction between ferroelectric and magnetic domains at  $T_N$ . Moreover, magnetic fluctuations effects both above and below  $T_N$  are identified through abnormal temperature and magnetic field effects.

PACS numbers: 75.47.Np, 75.50.Ee, 75.40.Cx

## I. INTRODUCTION

Hexagonal YMnO<sub>3</sub> is one of the most well-known examples of multiferroics, a material that possesses both ferroelectricity and magnetism. The ferroelectric (FE) transition occurs at a relatively high temperature above 900 K. Below the Curie temperature the compound crystallizes in a hexagonal structure with the space group  $P6_3cm$  [1]. The Mn<sup>3+</sup> ( $S=2$ ) ions form nearly triangular networks in  $z=0$  and  $z=1/2$  layers which stack in the ABAB sequence along the  $z$  axis with a wide separation introduced by the intervening Y and O ions [2]. This suggests a predominant two-dimensional (2D) character in the  $ab$  plane. For this system the geometrical frustration of the antiferromagnetic (AF) spins on the triangular lattice results in the 120° spin ordering below the Néel temperature  $T_N \sim 70$  K.

The Curie-Weiss (CW) temperature deduced from susceptibility measurements is approximately ten times higher than  $T_N$  [2, 3, 4] and the magnetic moment is lower than the expected value from the fully polarized Mn<sup>3+</sup> [2, 3, 5]. This reduction in  $T_N$  and magnetic moment is consistent with strong spin fluctuations due to geometrical frustration and/or low dimensionality. The coexistence of novel magnetism and ferroelectricity suggests a peculiar interaction between the spins and the lattice degrees of freedom, although the low  $T_N$ , compared to the ferroelectric transition, infers weak coupling between magnetism and ferroelectricity. Although various crystallographic, optical and magnetic structural studies have been performed to characterize independently the FE and magnetic properties [1, 3, 6], only a few ones have been directed to understand their interrelation. Dielectric constant [4], specific heat [7, 8] and thermal con-

ductivity [9, 10] experiments revealed a spin-lattice coupling whose understanding remains an open question. As far as magnetism is concerned, neutron scattering studies [11, 12, 13, 14] have reported the presence of unconventional spin fluctuations both above and below  $T_N$  that could be related to the anomalous increase of the thermal conductivity upon magnetic ordering [9]. However, the question of coexistence of long-range order with significant spin-fluctuations in the Néel state for the triangular lattice remains. The symmetry of the order parameter and the nature of the universality class associated with the 120° spin structure are also not resolved up to now.

To investigate the coupling between magnetism and the lattice degrees of freedom in YMnO<sub>3</sub>, we report an ultrasonic investigation of the elastic moduli of a single crystal in the temperature range 2-150 K, both above and below the spin ordering temperature  $T_N$ . Although elastic anomalies at  $T_N$  are observed on all studied moduli, an important coupling of the magnetic order parameter is only obtained with an in-plane strain field. A Landau free energy expansion is used to interpret these anomalies and a critical analysis of the temperature behavior just below  $T_N$  is tentatively given. Small temperature hysteretic effects are observed indicating a domain structure. A peculiar temperature profile above  $T_N$  for two moduli is discussed in relation with the magnetic fluctuation issue.

## II. EXPERIMENT

High quality YMnO<sub>3</sub> single crystals are grown using the standard floating zone technique. Powder X-ray diffraction measurements confirmed that the crystal in-

investigated here has the  $P6_3cm$  hexagonal structure at room temperature ( $a=b=6.1380(1)\text{\AA}$ ,  $c=11.4045(1)\text{\AA}$ ). A single crystal was then oriented with a back Laue X-ray diffraction technique and cut with a wire-saw to obtain two sets of parallel faces respectively oriented perpendicular (separation distance 3.29 mm) and parallel (3.54 mm) to the hexagonal  $c$  axis. The faces were subsequently polished to obtain a mirror like aspect. We used a pulsed-echo ultrasonic technique in the reflection mode to measure the velocity and amplitude of longitudinal and transverses waves propagating along both directions. The plane acoustic waves were generated with  $\text{LiNbO}_3$  piezoelectric transducers (fundamental frequency 30 MHz and odd overtones) bonded to one parallel face with silicon seal. The technique consists in measuring the phase shift and the amplitude of the first elastic pulse reflected from the opposite parallel face. Doing so, this technique yields only velocity and attenuation variations; an absolute value of the velocity is obtained by measuring the transit time between different reflected echoes. The crystal was mounted in a Variable Temperature Insert (VTI); the useful temperature range was 2-150 K, the maximum value being imposed by phase transformation of the silicon seal around 200 K. A magnetic field up to 14 Tesla could be applied along different directions.

For a crystal having hexagonal symmetry the elastic modulus matrix has only five non-zero independent components  $C_{ij}$  [15]. Four of these components can be obtained by propagating ultrasonic waves parallel and perpendicular to the hexagonal  $c$  axis and by measuring the velocity of these waves with various polarizations (longitudinal and transverse). For propagation along  $c$ , the longitudinal and transverse velocities are respectively given by  $V_{L1} = (C_{33}/\rho)^{\frac{1}{2}}$  and  $V_{T1} = (C_{44}/\rho)^{\frac{1}{2}}$ ; for the perpendicular direction, besides the longitudinal one, two transverse velocities (polarization  $\perp c$  and  $\parallel c$ ) are obtained:  $V_{L2} = (C_{11}/\rho)^{\frac{1}{2}}$ ,  $V_{T\perp} = (C_{66}/\rho)^{\frac{1}{2}}$  and  $V_{T\parallel} = (C_{44}/\rho)^{\frac{1}{2}}$ . By using the density  $\rho = 5.1 \text{ g/cm}^3$  and the experimental velocities, the four  $C_{ij}$  are obtained. We notice that  $V_{T1}$  and  $V_{T\parallel}$  are equal if the crystal is correctly oriented, a situation that was checked in our experiment. The absolute values of the moduli at low temperatures are given in Table I.

TABLE I: Elastic moduli of  $\text{YMnO}_3$  (units  $10^{10} \text{ N/m}^2$ ) at 4K.

$C_{11}$	$C_{33}$	$C_{44}$	$C_{66}$
$18.5 \pm 0.1$	$29.8 \pm 0.5$	$9.86 \pm 0.15$	$5.94 \pm 0.05$

### III. RESULTS

The coupling between the lattice and the spin degrees of freedom generally yields anomalies on selected elastic

moduli when three-dimensional magnetic order sets in. The selection is imposed by the nature of the coupling between the elastic deformation and the order parameter, coupling which is highly sensitive on the symmetry of the latter. This coupling is confirmed for all elastic moduli investigated in the present work on multiferroic hexagonal  $\text{YMnO}_3$ . Our ultrasonic velocity measurements have been performed at different frequencies between 30 and 300 MHz; no significative frequency dependence were noticed on the velocity. The data presented below were all obtained at 103 MHz.

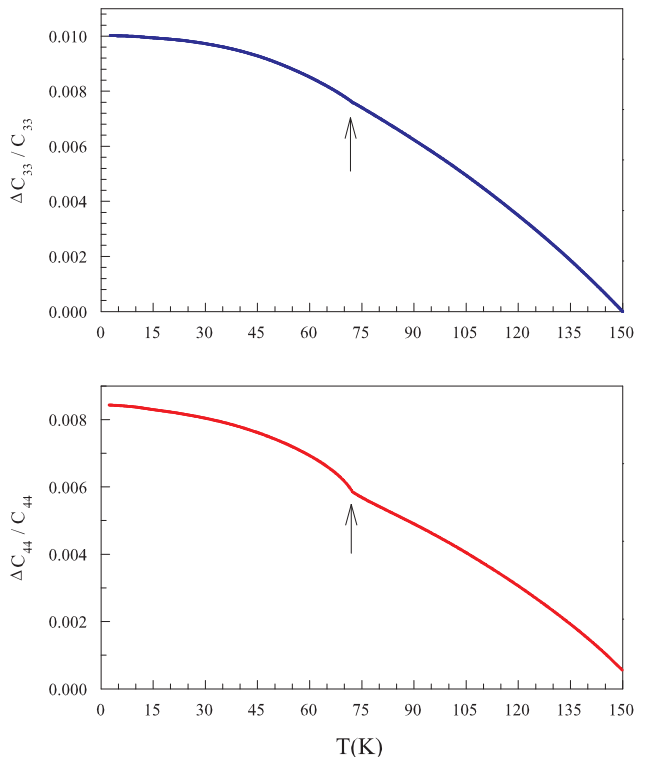


FIG. 1: Temperature profile of  $\Delta C_{33}/C_{33}$  and  $\Delta C_{44}/C_{44}$ .  $T_N$  is indicated by an arrow.

In figure 1 we present the temperature profile of the relative variation of the two elastic moduli that are the least affected by magnetic ordering,  $\Delta C_{33}/C_{33}$  and  $\Delta C_{44}/C_{44}$ . When the temperature is decreased from 150 K, the modulus  $C_{33}$  which implies a pure compression along the  $c$  axis smoothly increases and saturates at low temperature. This temperature profile appears normal in view of the expected stiffening following the progressive disappearance of phonon anharmonic effects at low temperatures. There is however a small increase of slope below 72 K indicating a further stiffening when AF magnetic ordering occurs at  $T_N$ .  $C_{44}$ , related to a shear deformation in a plane containing the  $c$  axis, presents a similar temperature profile. There is however a much more pronounced upturn of the modulus below 72.5 K confirming a definite stiffening below  $T_N$  ( $\sim 0.1\%$ ).

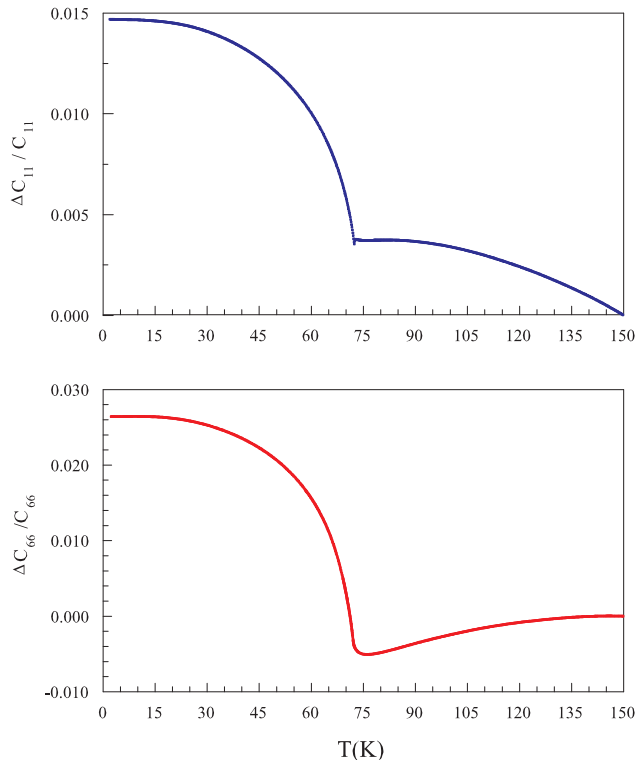


FIG. 2: Temperature profile of  $\Delta C_{11}/C_{11}$  and  $\Delta C_{66}/C_{66}$ .

The temperature profile of the relative variation of the other two moduli appears both similar and different from the previous ones and, in a sense, less normal. These data are presented in figure 2 over the same temperature range.  $C_{11}$ , corresponding to a pure compression in the  $ab$  plane, increases weakly below 150 K and, on this scale, appears to saturate around 90 K. Then, an abrupt stiffening begins at  $T_N = 72.4$  K until saturation is obtained below 15 K; the amplitude of the stiffening is approximatively one percent.  $C_{66}$  is also associated to in-plane deformations and it shows a non conventional behavior. The modulus decreases below 150 K until a minimum is reached around 75 K; then it increases further ( $\sim 3\%$ ) with a clear acceleration near 72 K. Below 72 K the thermal profile resembles the one observed on  $C_{11}$ .

It appears then that the four elastic moduli investigated here,  $C_{11}$ ,  $C_{33}$ ,  $C_{44}$  and  $C_{66}$  stiffen progressively below the Néel temperature  $T_N = 72.4$  K. Moreover, the temperature profile of the anomalies seems to mimic the AF magnetic order parameter, the magnetic moment  $\mathbf{m}(T)$  [3, 11]. It is worth to notice that significant elastic anomalies are observed for moduli implying elastic deformation (compression and shear) only in the  $ab$  plane,  $C_{11}$  and  $C_{66}$ ; these are also the only moduli to present an unconventional elastic behavior above  $T_N$ . These observations could appear consistent with a two-dimensional character of the magnetic properties. Moreover, since the

anomaly on  $C_{33}$  is very small, this means that inter-plane exchange interactions  $J'_1$  and  $J'_2$  are not strongly coupled to the lattice compared to in-plane ones  $J_1$  and  $J_2$  which yield an important anomaly on  $C_{11}$  in agreement with the analysis of spin fluctuations [12]. The analysis of the temperature dependence of these anomalies is highly delicate since it necessitates a precise knowledge of the overall temperature background both above and below  $T_N$ . Such an analysis appears difficult for  $C_{33}$  because the amplitude of the anomaly is too small compared to the total modulus variation with temperature. However this could be done for  $C_{11}$  and  $C_{66}$  since the amplitude of the anomalies, respectively around 1% and 3%, are much larger. It will also be tempting for  $C_{44}$  even if the variation is only around 0.1%.

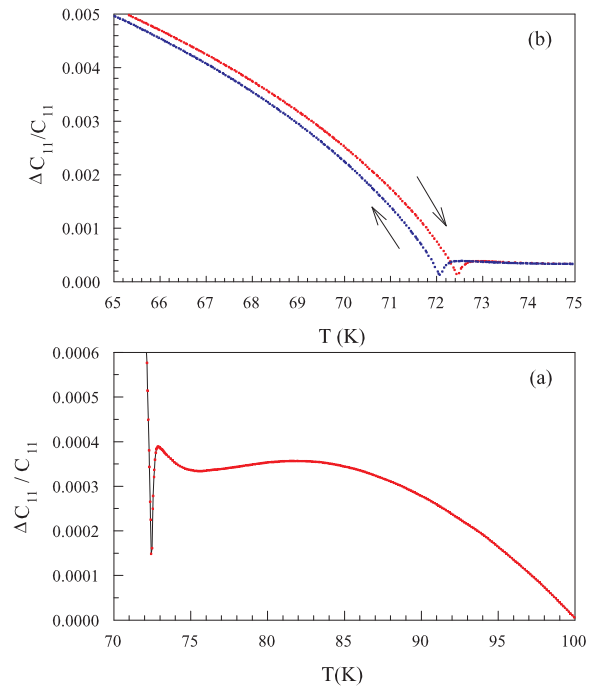


FIG. 3: Temperature profile of the relative variation of the elastic modulus  $C_{11}$ : (a) reduced scales for  $T > T_N$ ; (b) hysteresis near  $T_N$ , arrows indicating the direction of the temperature sweeps.

Before doing so, let us examine more precisely the temperature profile of  $C_{11}$  just above  $T_N$ . The relative variation  $\Delta C_{11}/C_{11}$  (relative to the value at 100 K) is presented in figure 3a. The modulus  $C_{11}$  increases smoothly as the temperature is decreased from 100 K; then it goes through a maximum around 82 K, reaches a minimum just above 75 K and increases further before reaching the AF transition. A sharp downward step (0.02%) occurs below 72.8 K before an abrupt upturn at 72.4 K signaling

a progressive stiffening. These features in this temperature range were observed at all frequencies without any significant modification. This abrupt downward step preceding a stiffening is accompanied by a small hysteresis (0.4 K) when sweeping the temperature up and down through the transition as shown in figure 3b. The temperature profile above  $T_N$  is only modified up to 75 K where a local minimum is observed (Fig.3a). Although they show also hysteresis, the other moduli do not show a downward step at  $T_N$ . A minimum is however observed on  $C_{66}$  near 75 K (Fig.2), minimum that could be a signature of  $C_{11}$  since  $C_{66} = \frac{1}{2}(C_{11} - C_{12})$ .

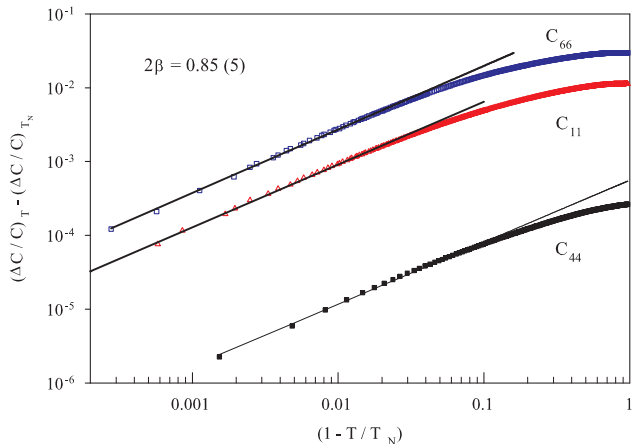


FIG. 4: Relative variation of the elastic modulus  $C_{11}$ ,  $C_{44}$  and  $C_{66}$  as a function of the reduced temperature  $(1 - T/T_N)$ . Straight lines represent fits to Eq.(7).

#### IV. DISCUSSION

The effects of magnetic frustration in the stacked triangular lattice have been the object of many studies over the years [16] and ultrasonic techniques [17, 18, 19] have been used extensively as a mean to obtain the magnetic phase diagram of  $ABX_3$  systems. Similarly to what has been done in these systems, we can use a phenomenological Landau model to take account of the observed changes in the elastic properties of  $YMnO_3$ . If one takes into account the coupling between the order parameter  $Q$  and the strain  $e_i$ , three terms contribute to the free energy  $F(Q, e_i)$ .

$$F(Q, e_i) = L(Q) + F_{el}(e_i) + F_c(Q, e_i) \quad (1)$$

where  $L(Q)$  is the Landau-type free energy expressed in terms of a power series of the order parameter  $Q$ ,  $F_{el}(e_i)$  the elastic energy associated to the deformations and  $F_c(Q, e_i)$  the coupling between the strain  $e_i$  and the order parameter  $Q$ . Because of the  $120^\circ$  spin arrangement in the  $ab$  plane [3, 12] in the absence of a magnetic field, we

can write with in-plane spin component  $S_\perp$  as the order parameter (we neglect any  $S_z$  component),

$$L(S_\perp) = aS_\perp^2 + bS_\perp^4 \quad (2)$$

If we neglect any terms associated to the elastic moduli  $C_{12}$  and  $C_{13}$ , the elastic energy for a hexagonal structure is given by [15]

$$F_{el}(e_i) = \frac{1}{2} C_{11}(e_1^2 + e_2^2) + \frac{1}{2} C_{33}e_3^2 + \frac{1}{2} C_{44}(e_4^2 + e_5^2) + \frac{1}{2} C_{66}e_6^2 \quad (3)$$

where  $C_{ij}$  represent the bare elastic moduli in the high temperature phase. For the coupling term, time inversion symmetry imposes a quadratic dependence on the order parameter,  $S_\perp^2$ : the coupling term associated to the strain  $e_i$  can thus be written as

$$F_c(S_\perp, e_i) = g_{i,r} S_\perp^2 e_i^r \quad (4)$$

where  $g_{i,r}$  is the coupling constant associated to the deformation  $e_i$  elevated to the power  $r$ . The term with  $r = 2$  is always allowed whatever the symmetry but  $r = 1$  implies inequivalence of  $|e_i|$  and  $-|e_i|$ . If we minimize the Landau energy relative to the strain  $e_i$ , we obtain a spontaneous strain  $e_i(S_\perp)$  which is used to derive the elastic constant  $C'_{ij}$  [20]. The biquadratic coupling term ( $r = 2$ ) leads to a stiffening of the elastic constant  $C'_{ii}$  according to the general form

$$C'_{ii} = C_{ii} + 2g_{i,2} S_\perp^2 \quad (5)$$

For the case of linear-quadratic coupling ( $r = 1$ ), a negative step is obtained according to

$$C'_{ii} = C_{ii} - \frac{g_{i,1}^2}{2b} \quad (6)$$

The results presented in figures 1 and 2 are consistent with the prediction of Eq.(5), a stiffening related to  $S_\perp^2$ . We give in Table II the relative value of the coupling constant  $g_{i,2}$  as deduced from figures 1 and 2. The largest constant is obtained for  $C_{11}$  and  $g_{1,2}$  is thus taken as 1;  $g_{6,2}$  associated to  $C_{66}$ , is also very important around 0.9. The constants  $g_{3,2}$  and  $g_{4,2}$  are found smaller by a factor between 20-25. This anisotropy of the coupling to the order parameter appears consistent with the one observed in the in-plane and inter-plane exchange constants [12] and with a XY symmetry.

TABLE II: Relative values of the coupling constant  $g_{i,2}$ .

$g_{1,2}$	$g_{3,2}$	$g_{4,2}$	$g_{6,2}$
1.0	0.04(1)	0.05(1)	0.90(5)

We have then tried to analyze the variation of the elastic moduli  $C_{11}$ ,  $C_{44}$  and  $C_{66}$  relative to their value at  $T_N$

by fitting the order parameter to  $S_{\perp} \sim (1 - T/T_N)^{\beta}$  near the critical temperature  $T_N$ .

$$\frac{\Delta C_{ii}}{C_{ii}} = D_i (1 - T/T_N)^{2\beta} \quad (7)$$

where  $D_i$  is a constant depending on  $g_{i,2}/C_{ii}$ . This analysis for  $C_{11}$  and  $C_{66}$  is surely more valid than for  $C_{44}$  since the anomalies are at least 10 times larger at  $T_N$ . The results of this analysis are presented in figure 4 on a log-log scale. Not only the overall temperature dependence appears very similar for  $C_{11}$  and  $C_{66}$ , but the same exponent  $2\beta = 0.85(5)$  is obtained with  $T_N = 72.43(5)$ . Surprisingly the same exponent is also found for  $C_{44}$ , what means that the overall temperature profile of the background near  $T_N$  is not important to determine the critical behavior. Also hysteresis effects were found to only affect  $T_N$  (Fig.3), not the exponent. The value  $\beta = 0.42(3)$ , which is obtained over only two decades of the reduced temperature, is neither consistent with chiral XY (0.25) and chiral Heisenberg (0.30) universality classes or with XY (0.35) and Heisenberg (0.36) ones [16]. Although this appears to contradict our previous observation pertaining to the coupling constants, it is clear from Fig.4 that the same physical phenomenon is at the origin of the elastic anomalies on  $C_{11}$  and  $C_{66}$ , and by extension on the other two moduli. The AF magnetic order parameter  $S_{\perp}$  has been associated with 3D Heisenberg or 3D XY symmetry classes from specific heat [7] and muon-spin relaxation [21] studies; our study is however not able to resolve this issue.

Finally, the sharp downward step observed on  $C_{11}$  (Fig.3a) could be consistent with the prediction of Eq.(6). On the one hand, the observation of hysteresis in the vicinity of this peak could be consistent with weak ferromagnetism, although this has been observed only in  $\text{ScMnO}_3$  [3]. On the other hand, coupling between magnetic and electric domains in  $\text{YMnO}_3$  has been reported by imaging with optical second harmonic generation [22]; it has been suggested that the small anomaly observed on the in-plane dielectric constant [23] could result from such coupling effects on domain walls [24]. The small peak on  $C_{11}$  at  $T_N$  together with the observation of hysteresis could result from an interaction between in-plane compression waves and the domain walls.

Previous neutron scattering studies [12, 13, 14] reported the presence of unconventional spin fluctuations both above and below  $T_N$ . These fluctuations could explain the anomalous behavior of  $C_{11}$  (and by extension  $C_{66}$ ) well above  $T_N$  as shown in figure 3a. Since similar effects are not observed for  $C_{33}$  and  $C_{44}$ , fluctuations preferentially 2D-like associated to in-plane exchange constants are likely responsible. The ultrasonic attenuation is generally more sensitive to fluctuations since it is a dissipative phenomenon. These attenuation variations  $\Delta\alpha$  are difficult to obtain with precision on a wide temperature range and this is why they must be interpreted with great care. We present in figure 5 the variation of the attenuation associated to the  $C_{11}$  modulus as a

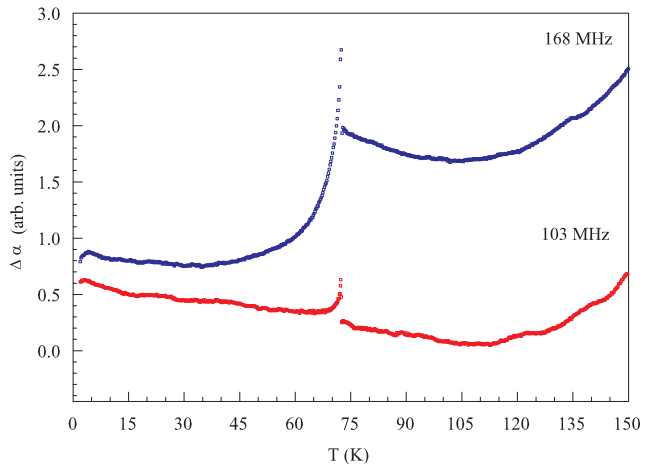


FIG. 5: Variation of the attenuation  $\Delta\alpha$  of in-plane compression waves a function of temperature at two frequencies, 103 and 168 MHz.

function of temperature at two frequencies. As the temperature is decreased from high temperature, the attenuation generally decreases because the scattering of the acoustic waves by phonons is reduced. Here the attenuation shows a minimum at a rather high temperature near 110 K for both frequencies and it increases for lower temperatures, a behavior that is not consistent with decreasing phonon scattering. At 103 MHz, the AF magnetic ordering produces a very sharp peak at  $T_N$  but does not change significantly the monotonous increase of the attenuation that begun near 110 K and the attenuation increases down to the lowest temperature. At 168 MHz, the temperature profile from 150 K to 72 K is conserved; however, the peak is more important at  $T_N$  and the attenuation decreases rapidly below the Néel temperature. At lower temperature, there is no saturation of the attenuation but a small increase below 30 K is observed. These attenuation data strongly suggest that spin degrees of freedom, in other words magnetic fluctuations both above (at least up to 110 K) and below  $T_N$ , dissipate acoustic energy. At  $T_N$ , the sharp increase is due to the spontaneous strain yielding to eq.(6) and for which hysteresis is observed. Below  $T_N$ , spin degrees of freedom are lost when 3D AF ordering occur and the attenuation decreases rapidly. The data reveal an increase of attenuation at temperatures much higher than  $T_N$  and a reduction below when 3D AF magnetic ordering occurs. Although this reduction increases rapidly in amplitude with frequency, dissipation still occurs well below  $T_N$ . These observations are consistent with *extraordinary spin-phonon interactions* deduced from thermal conductivity data [9]. How these fluctuations are related to the domain structure remains an open question. The presence of domains and fluctuations near  $T_N$  could complicate the analysis of the critical behavior presented in Fig.4 and affect the determination of the exponent  $\beta$ .

The magnetic character of the peculiar behavior of  $C_{11}$

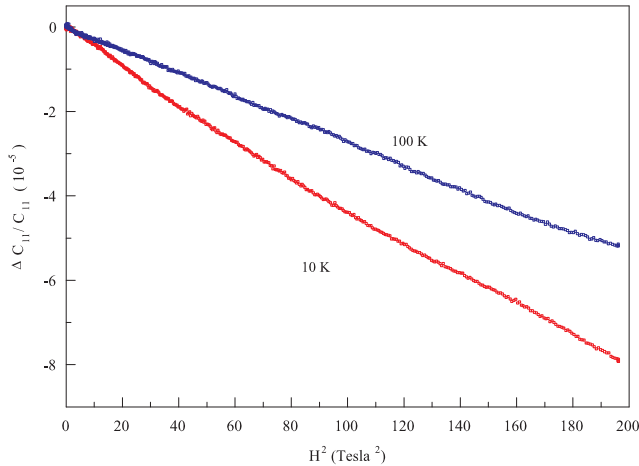


FIG. 6: Relative variation of  $C_{11}$  as a function of the magnetic field at two temperatures well below and above  $T_N$ .

above  $T_N$  can also be revealed by a magnetic field analysis. Up to 14 Tesla we did not find any measurable variation of  $T_N$  whatever the orientation of the field relative to the  $c$  axis was. This probably implies that the amplitude of the magnetic order parameter below  $T_N$  is highly rigid relative to the magnetic field. Nevertheless some magnetic field effects can be measured on  $C_{11}$  over the 2-150 K temperature range. These are presented in figure 6 as  $C_{11}$  variations relative to the value at zero field. The data are presented as a function of  $H^2$  at two temperatures, 10 K well below  $T_N$  and 100 K well above for a field applied parallel to the  $c$  axis. The field profile is very similar for both temperatures and the absolute value has not even decreased by a factor 2 when the temperature has been multiplied by ten. These effects have thus to be related to the overall background: a magnetic field enhances the softening of  $C_{11}$  both above and below  $T_N$  confirming the existence of important magnetic fluctuations in this geometrically frustrated magnet, fluctuations that are likely

enhanced by a magnetic field. It has been suggested from heat capacity data [7] that a single Einstein contribution could adequately fit the low-temperature deviation, indicating that there is no evidence of an anomalous magnetic contribution for  $T < T_N$ . Our data do not support this suggestion.

## V. CONCLUSION

In conclusion, our ultrasonic experiments have identified an important coupling between the AF magnetic order parameter and the lattice in hexagonal  $\text{YMnO}_3$ . This coupling yield important stiffening anomalies below  $T_N$  only for in-plane elastic deformations, compression and shear. This implies that the coupling is established via the modulation of the in-plane exchange interactions. The critical exponent  $\beta$  for the AF order parameter near  $T_N$  is found higher than the expected value from XY and 3D Heisenberg universality classes. This situation favors a conventional antiferromagnetic long range ordering as suggested from other measurements. However, the data confirm important spin fluctuations over a wide temperature range above and below the Néel temperature. Finally, a sharp step appearing on  $C_{11}$  at  $T_N$ , for which hysteresis is observed, could be consistent with a weak coupling between ferroelectricity and magnetism at domain walls.

## Acknowledgments

The authors thank G. Quirion, S. Jandl and C. Bourbonnais for discussions and M. Castonguay for technical support. This work was supported by grants from the Fonds Québécois de la Recherche sur la Nature et les Technologies (FQRNT) and from the Natural Science and Engineering Research Council of Canada (NSERC).

- 
- [1] H.L. Yakel, W.C.Koehler, E.F. Bertaut and E.F. Forrat, *Acta Crystallogr.* **16**, 957 (1963).
  - [2] T. Katsufuji, M. Masaki, A. Machida, M. Morimoto, K. Kato, E. Nishibori, M. Takata, M. Sakata, K. Ohoyama, K. Kitazawa and H. Takagi, *Phys. Rev. B* **66**, 134434 (2002).
  - [3] A. Munoz, J.A. Alonzo, M.J. Martinez-Lope, M.T. Casais, J.L. Martinez and M.T. Fernandez-Diaz, *Phys. Rev. B* **62**, 9498 (2000).
  - [4] T. Katsufuji, S. Mori, M. Masaki, Y. Morimoto, N. Yamamoto and H. Takagi, *Phys. Rev. B* **64**, 104419 (2001).
  - [5] M. Bieringer and J.E. Greedan, *Solid State Chem.* **143**, 132 (1999).
  - [6] M. N. Iliev, H.-G. Lee, V. N. Popov, M. V. Abrashev, A. Hamed, R. L. Meng, and C. W. Chu, *Phys. Rev. B* **56**, 2488 (1997).
  - [7] M. Tachibana, J. Yamazaki, H. Kawaji and T. Atake, *Phys. Rev. B* **72**, 064434 (2005).
  - [8] D.G. Tomuta, S. Ramakrishnan, G.J. Nieuwenhuys and J.D. Mydosh, *J. Phys.: Cond. Matter* **13**, 4543 (2001).
  - [9] P.A. Sharma, J.S. Ahn, N. Hur, S. Park, Sung Baek Kim, Seongsu Lee, J.-G. Park, S. Guha and S.-W. Cheong, *Phys. Rev. Lett.* **93**, 177202 (2004).
  - [10] J.-S. Zhou, J.B. Goodenough, J.M. Gallardo-Amores, E. Moran, M.A. Alario-Franco and R. Caudillo, *Phys. Rev. B* **74**, 014422 (2006).
  - [11] Th. Lonkai, D. Hohlwein, J. Ihringer and W. Prandl, *Appl. Phys. A* **74** S843 (2002).
  - [12] T.J. Sato, S.-H. Lee, T. Katsufuji, M. Masaki, S. Park, J.R.D. Copley and H. Tanagi, *Phys. Rev. B* **68**, 014432 (2003).
  - [13] J. Park, J.-G. Park, G.S. Jeon, Y.-Y. Choi, C. Lee, W.

- Jo, R. Bewley, K.A. McEwen and T.G. Perring, Phys. Rev. B **68**, 104426 (2003).
- [14] B. Roessli, S.N. Gvasaliya, E. Pomjakushina and K. Conder, JETP Letters (in press), cond-mat/0503209.
- [15] E. Dieulesaint and D. Royer, Ondes Élastiques dans les Solides, Masson et Cie, Éditeurs, Paris 1974, p.121.
- [16] M.F. Collins and O.A. Petrenko, Can. Jour. Phys. **75**, 605 (1997).
- [17] Y. Trudeau, M.L. Plumer, M. Poirier and A. Caillé, Phys. Rev. **48**, 12805 (1993).
- [18] G. Quirion, T. Taylor and M. Poirier, Phys. Rev. **72**, 094403 (2005).
- [19] G. Quirion, X. Han, M.L. Plumer and M. Poirier, Phys. Rev. Lett. **97**, 077202 (2006).
- [20] W. Rewald, Adv. Phys. **22**, 721 (1973).
- [21] T. Lancaster, S.J. Blundell, D. Andreica, M. Janoschek, B. Roessli, S.N. Gvasaliya, K. Conder, E. Pomjakushina, M.L. Brooks, P.J. Baker, D. Prabhakaran, W. Hayes and F.L. Pratt, cond-mat/0610467v2.
- [22] M. Fiebig, Th. Lottermoser, D. Frölich, A.V. Gottsev and R.V. Pisarev, Nature **419**, 818 (2002).
- [23] Z.J. Huang, Y. Cao, Y.Y. Sun, Y.Y. Sue and C.W. Chu, Phys. Rev. B **56**, 2623 (1997).
- [24] J.H. Qiu and Q. Jiang, Phys. Rev. B **73**, 024406 (2006).