

Symmetries and Dynamics of Discrete Systems

Vladimir V. Kornyak

Laboratory of Information Technologies
Joint Institute for Nuclear Research
141980 Dubna, Russia
kornyak@jinr.ru

Abstract. We consider discrete dynamical systems and lattice models in statistical mechanics from the point of view of their symmetry groups. We describe a C program for symmetry analysis of discrete systems. Among other features, the program constructs and investigates *phase portraits* of discrete dynamical systems *modulo groups* of their symmetries, searches dynamical systems possessing specific properties, e.g., *reversibility*, computes microcanonical *partition functions* and searches *phase transitions* in mesoscopic systems. Some computational results and observations are presented. In particular, we explain formation of moving soliton-like structures similar to “*spaceships*” in cellular automata.

1 Introduction

Symmetry analysis of continuous systems described by ordinary or partial differential equations is well developed and fruitful discipline. But there is a sense of incompleteness of the approach since the transformations used in the symmetry analysis of continuous systems — point and contact Lie, Bäcklund and Lie–Bäcklund, some sporadic instances of so-called *non-local* transformations — constitute negligible small part of all thinkable transformations. In this context finite discrete systems look more attractive since we can study *all possible* their symmetries.

Furthermore, there are many hints from quantum mechanics and quantum gravity that discreteness is more suitable for describing physics at small distances than continuity which arises only as a logical limit in considering large collections of discrete structures.

Both differential equations and cellular automata are based on the idea of *locality* — behavior of a system as a whole is determined by interactions of its closely situated parts. Recently [1,2] we showed that any collection of discrete points taking values in finite sets possesses some kind of locality. More specifically, let us consider collection of N “points”, symbolically $\delta = \{x_1, \dots, x_N\}$. We call δ *domain*. Each x_i takes value in its own set of values $Q_i = \{s_i^1, \dots, s_i^{q_i}\}$ or using the standard notation $Q_i = \{0, \dots, q_i - 1\}$. Adopting Q^δ as symbolical notation for the Cartesian product $Q_1 \times \dots \times Q_N$, we define *relation* on δ as an arbitrary subset $R^\delta \subseteq Q^\delta$. Then we define *consequence* of relation R^δ as an

arbitrary superset $S^\delta \supseteq R^\delta$ and *proper consequence* as a consequence which can be represented in the form $P^\alpha \times Q^{\delta \setminus \alpha}$, where P^α is *nontrivial* (i.e., $P^\alpha \neq Q^\alpha$) relation on the proper subset $\alpha \subset \delta$. We show that any relation R^δ allows a decomposition in terms of its proper consequences. This decomposition naturally imposes a structure of *abstract simplicial complex* — one of the mathematical abstractions of locality. Thus we call collections of discrete finite-valued points *discrete relations on abstract simplicial complexes*.

We demonstrated also that such relations in special cases correspond to *systems of polynomial equations* (if all points x_i take values in the same set Q and its cardinality is a power of a prime $|Q| = p^k$) and to *cellular automata* (if domain δ allows decomposition into congruent simplices with the same relation on the simplices and this relation is *functional*). The notion of discrete relations covers also discrete dynamical systems more general than cellular automata. The lattice models in statistical mechanics can also be included in this framework by considering *ensembles* of discrete relations on abstract simplicial complexes.

In this paper we study dependence of behavior of discrete dynamical systems on graphs — one-dimensional simplicial complexes — on symmetries of the graphs. We describe our C program for discrete symmetry analysis and results of its application to cellular automata and mesoscopic lattice models.

2 Symmetries of Lattices and Functions on Lattices

Lattices. A space of discrete dynamical system is a lattice L represented as a k -regular (k -valent) graph G_L . By a ‘symmetry’ of lattice L we mean the automorphism group $\text{Aut}(G_L)$ of the graph of L . In applications one often assumes that the lattice L is embedded in some continuous space. In this case the notion of ‘dimension’ of lattice makes sense. Note that the same graph can be embedded regularly in different continuous spaces as it is clear from the example shown in Fig. 1. That is why the group $\text{Aut}(G_L)$ is usually larger than the symmetry group of lattice placed in a space.

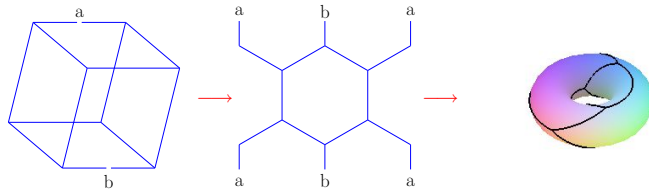


Fig. 1. The same graph forms 4-gonal (6 tetragons) lattice in sphere \mathbb{S}^2 and 6-gonal (4 hexagons) lattice in torus \mathbb{T}^2 .

The lattices we are concerned in this paper are shown in Fig. 2.

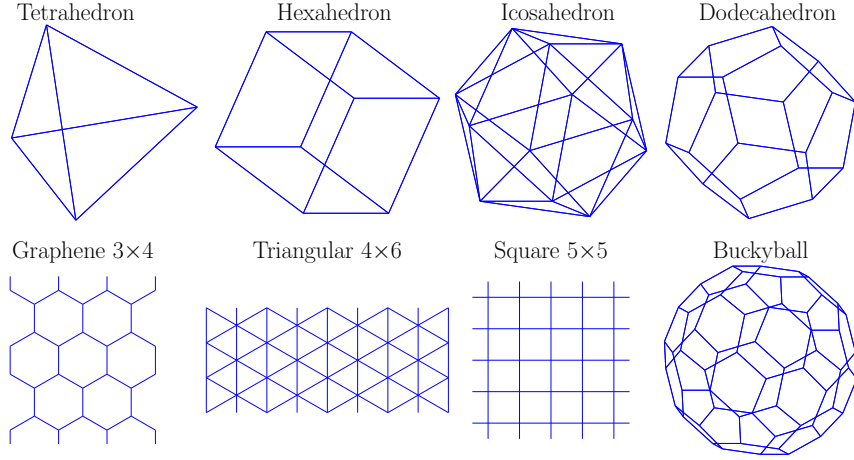


Fig. 2. Examples of lattices

Computing Automorphisms. The automorphism group of graph with n vertices may have up to $n!$ elements. However, McKay's algorithm [4], based on efficiently arranged search tree, determines the graph automorphisms by constructing compact set (not more than $n - 1$ elements, but usually much less) of generators of the group.

Functions on Lattices. To study the symmetry properties of a system on a lattice L we should consider action of the group $\text{Aut}(G_L)$ on the space $\Sigma = Q^L$ of Q -valued functions on L , where $Q = \{0, \dots, q - 1\}$ is the set of values of lattice vertices. We shall call the elements of Σ *states* or (later in Sect. 5) *microstates*.

The group $\text{Aut}(G_L)$ acts non-transitively on the space Σ splitting this space into the disjoint orbits of different sizes

$$\Sigma = \bigcup_{i=1}^{N_{orbits}} O_i .$$

The action of $\text{Aut}(G_L)$ on Σ is defined by

$$(g\varphi)(x) = \varphi(g^{-1}x) ,$$

where $\varphi(x) \in \Sigma$, $g \in \text{Aut}(G_L)$, x is a variable running over vertices of L . Burnside's lemma counts the total number of orbits in the state space Σ

$$N_{orbits} = \frac{1}{|\text{Aut}(G_L)|} \sum_{g \in \text{Aut}(G_L)} q^{N_{cycles}^g} .$$

Here N_{cycles}^g is the number of cycles (including unit ones) in the group element g .

Large symmetry group allows to represent dynamics on the lattice in more compact form. For example, the automorphism group of (graph of) icosahedron, dodecahedron and buckyball is S_5 ¹, and the information about behavior of any dynamical system on these lattices can be compressed nearly in proportion to $|S_5| = 120$.

Illustrative Data. In Table 1 we collect some quantitative information about the lattices from Fig.2 and their automorphism groups, namely, *number of vertices* $V(G_L)$, *size of automorphism group* $|\text{Aut}(G_L)|$, *total number of states* $\Omega = |\Sigma| \equiv q^{V(G_L)}$ (assuming $q = 2$) and *number of group orbits* N_{orbits} in the space of states.

Table 1. Lattices, groups, orbits: numerical characteristics.

| Lattice | $V(G_L)$ | $ \text{Aut}(G_L) $ | $\Omega = q^{V(G_L)}$ | N_{orbits} |
|------------------------------|----------|---------------------|--|---------------------------------------|
| Tetrahedron | 4 | 24 | 16 | 5 |
| Hexahedron | 8 | 48 | 256 | 22 |
| Icosahedron | 12 | 120 | 4096 | 82 |
| Dodecahedron | 20 | 120 | 1048576 | 9436 |
| Graphene 3×4 Torus | 24 | 48 | 16777216 | 355353 |
| Graphene 3×4 Klein bottle | 24 | 16 | 16777216 | 1054756 |
| Triangular 4×6 | 24 | 96 | 16777216 | 180070 |
| Square 5×5 | 25 | 200 | 33554432 | 172112 |
| Buckyball | 60 | 120 | 1152921504606846976 $\approx 10^{18}$ | 9607679885269312 $\approx 10^{16}$ |

Note that the lattices marked in Fig. 2 as “Graphene 3×4”, “Triangular 4×6” and “Square 5×5” can be closed by identifications of opposite sides of rectangles in several different ways. Most natural identifications form graphs embedded in the torus and in the Klein bottle. Computation shows that the Klein bottle arrangement (as well as others except for embeddings in the torus) leads to *nonhomogeneous* lattices. For example, the hexagonal lattice “Graphene 3×4” embedded in the Klein bottle has 16-element symmetry group and this group splits the set of vertices into two orbits of sizes 8 and 16. Since non-transitivity of points contradicts to our usual notion of space, we shall not consider further such lattices.

¹ Traditionally, the icosahedral group $I_h = A_5$ is adopted as a symmetry group for these polyhedra. A_5 is 60-element discrete subgroup of $SO(3)$. Adding reflections to A_5 we get twice larger (and hence more efficient for our purposes) group S_5 .

3 Computer Program and Its Functionality

We have written a C program to study different properties of deterministic and statistical lattice systems exploiting their symmetries. Input of the program consists of the following elements:

- Graph of lattice $G_L = \{N_1, \dots, N_n\}$. N_i is neighborhood of i th vertex, i.e., the set of k vertices adjacent to i th vertex.
- *Cellular automata branch:*
Set of local rules $R = \{r_1, \dots, r_m\}$. r_i is integer number representing bits of i th rule. The set R includes the rules we are interested in. In particular, this set may contain only one rule (for detailed study).
- *Statistical models branch:*
Hamiltonian of the model.
- Some control parameters.

The program computes the automorphism group $\text{Aut}(G_L)$ and

- in the case of cellular automata the program constructs *phase portraits* of automata *modulo* $\text{Aut}(G_L)$ for all rules from R .
Manipulating the above mentioned control parameters we can
 - select automata with specified properties, for example, *reversibility*, *conservation* of a given function on dynamical trajectories, etc.;
 - search automata whose phase portraits contain specific structures, for example, the limit cycles of a given length, “*gardens of Eden*” [5] or, more generally, isolated cycles, “*spaceships*”, etc.
- in the case of statistical lattice model the program computes the partition function and other characteristics of the system, searches phase transitions.

Example of timing.

The full run of all 136 symmetric 3-valent binary cellular automata on the dodecahedron (number of vertices = 20, order of automorphism group = 120, number of states = 1048576, number of orbits = 9436) takes about 40 sec on a 1133MHz Pentium III personal computer.

4 Deterministic Dynamical Systems

In this section we point out a general principle of evolution of any causal dynamical system implied by its symmetry, explain formation of soliton-like structures, and consider some results of computing with symmetric 3-valent cellular automata.

Universal Property of Deterministic Evolution Induced by Symmetry. The splitting of the space Σ of functions on a lattice into the group orbits of different sizes imposes *universal restrictions* on behavior of a deterministic dynamical system for any law that governs evolution of the system. Namely,

dynamical trajectories can obviously go only in the direction of *non-decreasing sizes of orbits*. In particular, *periodic trajectories* must lie *within the orbits of the same size*. Conceptually this restriction is an analog of the *second law of thermodynamics* — any isolated system may only lose information in its evolution.

Formation of Soliton-like Structures. After some lapse of time the dynamics of finite discrete system is governed by its symmetry group, that leads to appearance of *soliton-like* structures. Let us clarify the matter. Obviously phase portraits of the systems under consideration consist of attractors being limit cycles and/or isolated cycles (including limit and isolated fixed points regarded as cycles of period one). Now let us consider the behavior of the system which has come to a cycle, no matter whether the cycle is limit or isolated. The system runs periodically over some sequence of equal size orbits. The same orbit may occur in the cycle repeatedly. For example, the isolated cycle of period 6 in Fig. 5 — where a typical phase portrait *modulo* automorphisms is presented — passes through the sequence of orbits numbered² as 0, 2, 4, 0, 2, 4, i.e., each orbit appears twice in the cycle.

Suppose a state $\varphi(x)$ of the system running over a cycle belongs to i th orbit at some moment t_0 : $\varphi(x) \in O_i$. At some other moment t the system appears again in the same orbit with the state $\varphi_t(x) = A_{t_0t}(\varphi(x)) \in O_i$. Clearly, the evolution operator A_{t_0t} can be replaced by the action of some group element $g_{t_0t} \in \text{Aut}(G_L)$

$$\varphi_t(x) = A_{t_0t}(\varphi(x)) = \varphi(g_{t_0t}^{-1}x). \quad (1)$$

The element g_{t_0t} is determined uniquely *modulo* subgroup $\text{Aut}(G_L; \varphi(x)) \subseteq \text{Aut}(G_L)$ fixing the state $\varphi(x)$. Equation (1) means that the initial configuration (shape) $\varphi(x)$ is completely reproduced after some movement in the space L . Such soliton-like structures are typical for cellular automata. They are usually called “*spaceships*” in the cellular automata community.

Let us illustrate the group nature of such moving self-reproducing structures by the example of “*glider*” — one of the simplest spaceships of Conway’s automaton “*Life*”. This configuration moves along the diagonal of square lattice reproducing itself with one step diagonal shift after four steps in time. If one considers only translations as a symmetry group of the lattice, then, as it is clear from Fig. 3, the first configuration lying in the same orbit³ with φ_1 is φ_5 , i.e., for the translation group \mathbf{T}^2 glider is a cycle running over *four* orbits.

Our program constructs the maximum possible automorphism group for any lattice. For an $n \times n$ square toric lattice the maximal group is the *semidirect* product $\mathbf{T}^2 \rtimes \mathbb{D}_4$. Here \mathbb{D}_4 is the *dihedral* group, which in its turn is the semidirect product $\mathbb{D}_4 = \mathbb{Z}_4 \rtimes \mathbb{Z}_2$, where \mathbb{Z}_4 is generated by 90 degree rotations and \mathbb{Z}_2 are

² The program numbers orbits in the order of decreasing of their sizes and at equal sizes the lexicographic order of lexicographically minimal orbit representatives is used.

³ In Figs. 3 and 4 the configurations belonging to the same orbit have identical colors.

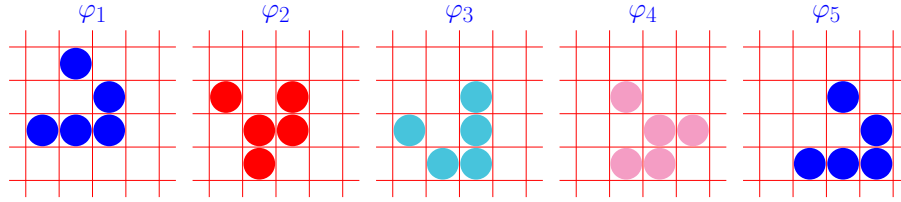


Fig. 3. Glider over translation group \mathbf{T}^2 is cycle in *four* group orbits.

reflections. The size of maximal group is $8n^2$, whereas the size of translation group⁴ is only n^2 . Now the glider is reproduced after two steps in time.

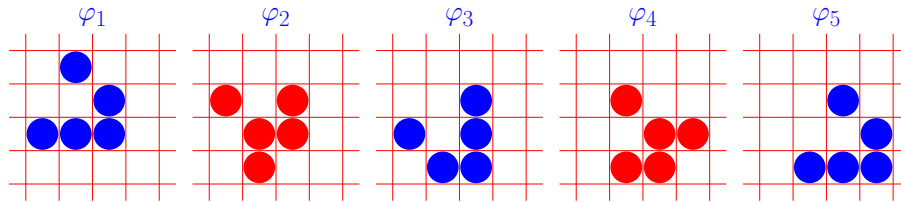


Fig. 4. Glider over maximal symmetry group $\mathbf{T}^2 \times \mathbb{D}_4$ is cycle in *two* group orbits.

As one can see from Fig. 4, φ_3 is obtained from φ_1 and φ_4 from φ_2 by combinations of translations, 90 degree rotations and reflections. Thus, the glider in torus (and in the discrete plane obtained from the torus as $n \rightarrow \infty$) is a cycle located in two orbits of maximal automorphism group.

Note also that similar behavior is rather typical for continuous systems too. Many equations of mathematical physics have solutions in the form of running wave $\varphi(x - vt)$ ($= \varphi(g_t^{-1}x)$ for Galilei group). One can see also an analogy between “*spaceships*” of cellular automata and *solitons* of KdV type equations. The solitons — like shape preserving moving structures in cellular automata — are often arise for rather arbitrary initial data.

Cellular Automata with Symmetric Local Rules. As a specific class of discrete dynamical systems, we consider ‘one-time-step’ cellular automata on k -valent lattices with local rules symmetric with respect to all permutations of k outer vertices of the neighborhood. This symmetry property is an immediate discrete analog of general local diffeomorphism invariance of fundamental physical theories based on continuum space. The diffeomorphism group $\text{Diff}(M)$ of the

⁴ Translation group for $n \times n$ discrete torus is the *direct* product of two cyclic groups $\mathbf{T}^2 = \mathbb{Z}_n \times \mathbb{Z}_n$.

manifold M is very special subgroup of the infinite symmetric group $\text{Sym}(M)$ of the *set* M .

As we demonstrated in [3], in the binary case, i.e., if the number of vertex values $q = 2$, the automata with symmetric local rules are completely equivalent to generalized Conway’s “Game of Life” automata [5] and, hence, their rules can be formulated in terms of “Birth”/“Survival” lists.

Adopting the convention that the outer points and the root point of the neighborhood are denoted x_1, \dots, x_k and x_{k+1} , respectively, we can write a *local rule* determining one-time-step evolution of the root in the form

$$x'_{k+1} = f(x_1, \dots, x_k, x_{k+1}). \quad (2)$$

The total number of rules (2) symmetric with respect to permutations of points x_1, \dots, x_k is equal to $q^{\binom{k+q-1}{q}}$. For the case of our interest ($k = 3, q = 2$) this number is 256.

It should be noted that the rules obtained from each other by permutation of q elements in the set Q are equivalent since such permutation means nothing but renaming of values. Thus, we can reduce the number of rules to consider. The reduced number can be counted via *Burnside’s lemma* as a number of orbits of rules (2) under the action of the group S_q . The concrete expression depends on the cyclic structure of elements of S_q . For the case $q = 2$ this gives the following number of non-equivalent rules

$$N_{rules} = 2^{2k+1} + 2^k.$$

Thus, studying 3-valent binary case, we have to consider 136 different rules.

Example of Phase Portrait. Cellular Automaton 86. As an example consider the rule 86 on hexahedron (cube). The number 86 is the “little endian” representation of the bit string 01101010 taken from the last column of the rule table with S_3 -symmetric combinations of values for x_1, x_2, x_3

| x_1 | x_2 | x_3 | x_4 | x'_4 |
|-------|-------|-------|-------|--------|
| 0 | 0 | 0 | 0 | 0 |
| 0 | 0 | 0 | 1 | 1 |
| 1 | 0 | 0 | 0 | 1 |
| 1 | 0 | 0 | 1 | 0 |
| 1 | 1 | 0 | 0 | 1 |
| 1 | 1 | 0 | 1 | 0 |
| 1 | 1 | 1 | 0 | 1 |
| 1 | 1 | 1 | 1 | 0 |

The rule can also be represented in the “Birth”/“Survival” notation as B123/S0, or as polynomial over the Galois field \mathbb{F}_2 (see [3])

$$x'_4 = x_4 + \sigma_3 + \sigma_2 + \sigma_1 ,$$

where $\sigma_1 = x_1 + x_2 + x_3$, $\sigma_2 = x_1x_2 + x_1x_3 + x_2x_3$, $\sigma_3 = x_1x_2x_3$ are *symmetric* functions. In Fig. 5 the group orbits are represented by circles. The ordinal numbers of orbits are placed within these circles. The numbers over orbits and within cycles are sizes of the orbits (recall that all orbits included in one cycle have the same size). The rational number p indicates the *weight* of the corresponding element of phase portrait. In other words, p is a probability to be in an isolated cycle or to be caught by an attractor at random choice of state: $p = (\text{size of basin})/(\text{total number of states})$. Here *size of basin* is sum of sizes of orbits involved in the structure. The structures in Fig. 5 are placed in the decreasing order of their weights.

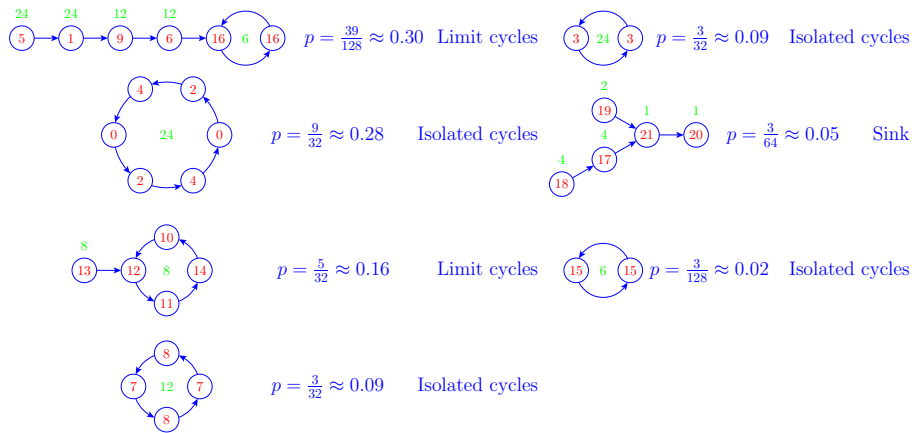


Fig. 5. Rule 86. Equivalence classes of trajectories on hexahedron. 36 of 45 cycles are “spaceships”.

Note that most of cycles in Fig. 5 (36 of 45 or 80%) are “spaceships”. Other computed examples also confirm that soliton-like moving structures are typical for cellular automata.

Of course, in the case of large lattices it is impractical to output full phase portraits (the program easily computes tasks with up to hundreds thousands of different structures). But it is not difficult to extract structures of interest, e.g., “spaceships” or “gardens of Eden”.

Search for Reversibility. The program is able to select automata with properties specified at input. One of such important properties is *reversibility*.

In this connection we would like to mention recent works of G. 't Hooft. One of the difficulties of Quantum Gravity is a conflict between irreversibility of Gravity — information loss (dissipation) at the black hole horizon — with reversibility and unitarity of the standard Quantum Mechanics. In several papers of recent

years (see, e.g., [6,7]) 't Hooft developed the approach aiming to reconcile both theories. The approach is based on the following assumptions

- physical systems have *discrete degrees of freedom* at tiny (Planck) distance scales;
- the states of these degrees of freedom form *primordial* basis of (nonunitary) Hilbert space;
- primordial states form *equivalence classes*: two states are equivalent if they evolve into the same state after some lapse of time;
- the equivalence classes by construction form basis of unitary Hilbert space and now evolution is described by time-reversible Schrödinger equation.

In our terminology this corresponds to transition to limit cycles: in a finite time of evolution the limit cycle becomes physically indistinguishable from reversible isolated cycle — the system “forgets” its pre-cycle history. Fig. 6 illustrates construction of unitary Hilbert space from primordial.

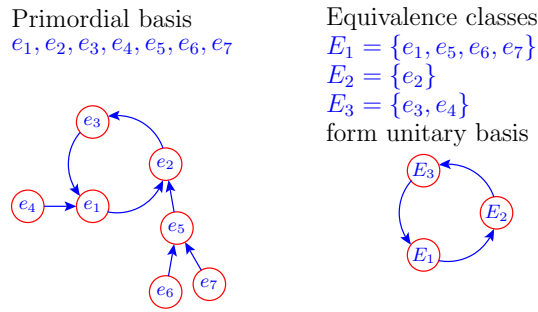


Fig. 6. Transition from primordial to unitary basis.

This irreversibility hardly can be observed experimentally (assuming, of course, that considered models can be applied to physical reality). The system should probably spend time of order the Planck one ($\approx 10^{-44}$ sec) out of a cycle and potentially infinite time on the cycle. Nowadays, the shortest experimentally fixed time is about 10^{-18} sec or 10^{26} Planck units only.

Applying our program to all 136 symmetric 3-valent automata we have the following. There are two rules trivially reversible on all lattices

- 85 \sim B0123/S $\sim x'_4 = x_4 + 1$,
- 170 \sim B/S0123 $\sim x'_4 = x_4$.

Besides these uninteresting rules there are 6 reversible rules on *tetrahedron*

- 43 \sim B0/S012 $\sim x'_4 = x_4 (\sigma_2 + \sigma_1) + \sigma_3 + \sigma_2 + \sigma_1 + 1$,
- 51 \sim B02/S02 $\sim x'_4 = \sigma_1 + 1$,
- 77 \sim B013/S1 $\sim x'_4 = x_4 (\sigma_2 + \sigma_1 + 1) + \sigma_3 + \sigma_2 + 1$,

- 178 \sim B2/S023 $\sim x'_4 = x_4(\sigma_2 + \sigma_1 + 1) + \sigma_3 + \sigma_2$,
- 204 \sim B13/S13 $\sim x'_4 = \sigma_1$,
- 212 \sim B123/S3 $\sim x'_4 = x_4(\sigma_2 + \sigma_1) + \sigma_3 + \sigma_2 + \sigma_1$.

Note that all these reversible rules are symmetric with respect to permutation of values $Q = \{0, 1\}$. Two of the above rules, namely 51 and 204, are reversible on *hexahedron* too. There are no nontrivial reversible rules on all other lattices from Fig. 2. Thus we may suppose that 't Hooft's picture is typical for discrete dynamical systems.

5 Statistical Lattice Models and Mesoscopic Systems

Statistical Mechanics. The state of deterministic dynamical system at any point of time is determined uniquely by previous states of the system. A Markov chain — for which transition from any state to any other state is possible with some probability — is a typical example of *non-deterministic* dynamical system. In this section we apply symmetry approach to the lattice models in statistical mechanics. These models can be regarded as special instances of Markov chains. *Stationary distributions* of these Markov chains are studied by the methods of statistical mechanics.

The main tool of conventional statistical mechanics is the Gibbs *canonical ensemble* – imaginary collection of identical systems placed in a huge thermostat with temperature T . The statistical properties of canonical ensemble are encoded in the *canonical partition function*

$$Z = \sum_{\sigma \in \Sigma} e^{-E_\sigma/k_B T} . \quad (3)$$

Here Σ is the set of microstates, E_σ is energy of microstate σ , k_B is Boltzmann's constant. The canonical ensemble is essentially asymptotic concept: its formulation is based on approximation called “thermodynamic limit”. For this reason, the canonical ensemble approach is applicable only to large (strictly speaking, infinite) homogeneous systems.

Mesoscopy. Nowadays much attention is paid to study systems which are too large for a detailed microscopic description but too small for essential features of their behavior to be expressed in terms of classical thermodynamics. This discipline, often called *mesoscopy*, covers wide range of applications from nuclei, atomic clusters, nanotechnological structures to multi-star systems [8,9,10]. To study *mesoscopic* systems one should use more fundamental *microcanonical ensemble* instead of canonical one. A microcanonical ensemble is a collection of identical isolated systems at fixed energy. Its definition does not include any approximating assumptions. In fact, the only key assumption of a microcanonical ensemble is that all its microstates are equally probable. This leads to the *entropy* formula

$$S_E = k_B \ln \Omega_E , \quad (4)$$

or, equivalently, to the *microcanonical partition function*

$$\Omega_E = e^{S_E/k_B} . \quad (5)$$

Here Ω_E is the number of microstates at fixed energy E . In what follows we will omit Boltzmann's constant assuming $k_B = 1$. Note that in the thermodynamic limit the microcanonical and canonical descriptions are equivalent and the link between them is provided by the Laplace transform. On the other hand, mesoscopic systems demonstrate observable experimentally and in computation peculiarities of behavior like heat flows from cold to hot, negative specific heat or "convex intruders" in the entropy versus energy diagram, etc. These anomalies – from the point of view canonical thermostatics – features have natural explanation within microcanonical statistical mechanics [10].

Lattice Models. In this section we apply symmetry analysis to study mesoscopic lattice models. Our approach is based on exact enumeration of group orbits of microstates. Since statistical studies are based essentially on different simplifying assumptions, it is important to control these assumptions by exact computation, wherever possible. Moreover, we might hope to reveal with the help of exact computation subtle details of behavior of system under consideration.

As an example, let us consider the Ising model. The model consists of *spins* placed on a lattice. The set of vertex values is $Q = \{-1, 1\}$ and the interaction Hamiltonian is given by

$$H = -J \sum_{(i,j)} s_i s_j - B \sum_i s_i , \quad (6)$$

where $s_i, s_j \in Q$; J is a coupling constant ($J > 0$ and $J < 0$ correspond to *ferromagnetic* and *antiferromagnetic* cases, respectively); the first sum runs over all edges (i, j) of the lattice; B is an external "magnetic" field. The second sum $M = \sum_i s_i$ is called the *magnetization*. To avoid unnecessary technical details we will consider only the case $J > 0$ (assuming $J = 1$) and $B = 0$ in what follows.

Since Hamiltonian and magnetization are constants on the group orbits, we can count numbers of microstates corresponding to particular values of these functions – and hence compute all needed statistical characteristics – simply by summation of sizes of appropriate orbits.

Fig. 7 shows microcanonical partition function for the Ising model on dodecahedron. Here total number of microstates $\Omega = 1048576$, number of lattice vertices $V(G_L) = 20$, energy E is value of Hamiltonian.

Of course, other characteristics of the system can be computed easily via counting sizes of group orbits. For example, the magnetization is shown in Fig. 8.

Phase Transitions. Needs of nanotechnological science and nuclear physics attract special attention to phase transitions in finite systems. Unfortunately

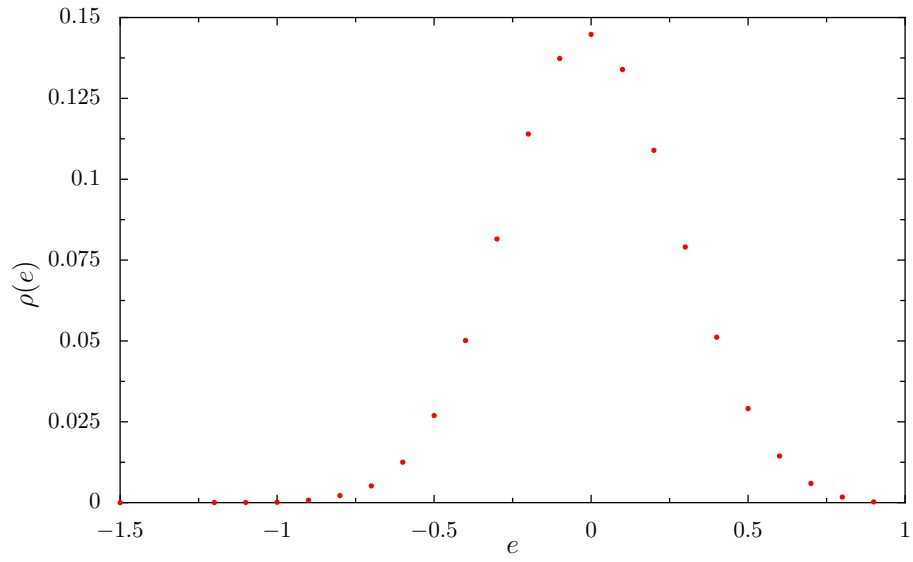


Fig. 7. Microcanonical density of states $\rho(e) = \Omega_E/\Omega$ versus energy per vertex $e = E/V(G_L)$ for the Ising model on dodecahedron.

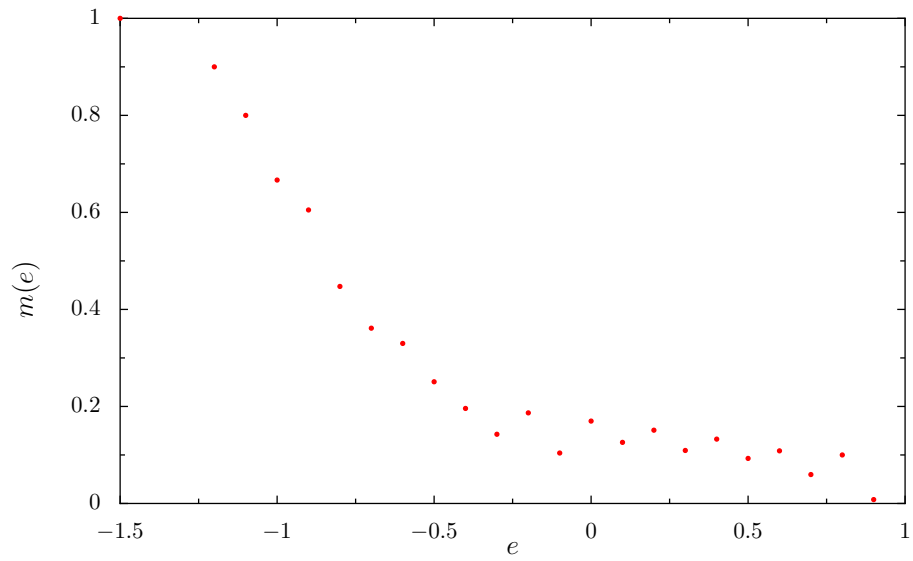


Fig. 8. Specific magnetization $m(e) = M(E)/V(G_L)$ vs. energy per vertex e for the Ising model on dodecahedron.

classical thermodynamics and the rigorous theory of critical phenomena in homogeneous infinite systems fails at the mesoscopic level. Several approaches have been proposed to identify phase transitions in mesoscopic systems. Most accepted of them is search of “*convex intruders*” [11] in the entropy versus energy diagram. In the standard thermodynamics there is a relation

$$\left. \frac{\partial^2 S}{\partial E^2} \right|_V = -\frac{1}{T^2} \frac{1}{C_V} , \quad (7)$$

where C_V is the specific heat at constant volume. It follows from (7) that $\partial^2 S/\partial E^2|_V < 0$ and hence the entropy versus energy diagram must be concave. Nevertheless, in mesoscopic systems there might be intervals of energy where $\partial^2 S/\partial E^2|_V > 0$. These intervals correspond to first-order phase transitions and are called “*convex intruders*”. From the point of view of standard thermodynamics one can say about phenomenon of *negative heat capacity*, of course, if one accepts that it makes sense to define the variables T and C_V as temperature and the specific heat at these circumstances. In [12] it was demonstrated via computation with exactly solvable lattice models that the convex intruders flatten and disappear in the models with local interactions as the lattice size grows, while in the case of long-range interaction these peculiarities survive even in the limit of an infinite system (both finite and long-range interacting infinite systems are typical cases of systems called *nonextensive* in statistical mechanics).

A convex intruder can be found easily by computer for the discrete systems we discuss here. Let us consider three adjacent values of energy E_{i-1}, E_i, E_{i+1} and corresponding numbers of microstates $\Omega_{E_{i-1}}, \Omega_{E_i}, \Omega_{E_{i+1}}$. In our discrete case the ratio $(E_{i+1} - E_i) / (E_i - E_{i-1})$ is always rational number p/q and we can write the convexity condition for entropy in terms of numbers of microstates as easily computed inequality

$$\Omega_{E_i}^{p+q} < \Omega_{E_{i-1}}^p \Omega_{E_{i+1}}^q . \quad (8)$$

As a rule $E_{i+1} - E_i = E_i - E_{i-1}$ and inequality (8) takes the form

$$\Omega_{E_i}^2 < \Omega_{E_{i-1}} \Omega_{E_{i+1}} .$$

This form means that within convex intruder the number of states with the energy E_i is less than *geometric mean* of numbers of states at the neighboring energy levels.

Fig. 9 shows the entropy vs. energy diagram for the Ising model on dodecahedron. The diagram has apparent convex intruder in the energy interval $[-24, -18]$. Exact computation reveals also a subtle convex intruder in the interval $[-16, -12]$. (In terms of specific energy, as in Fig. 9, these intervals are $[-1.2, -0.9]$ and $[-0.8, -0.6]$, respectively.) It is well known that one-dimensional Ising model has no phase transitions. To illustrate the difference between the diagrams for the cases with and without phase transitions, we place also in Fig. 9 the diagram for Ising model on the 1D circle lattice with 24 vertices.

In Fig. 10 we show the entropy-energy diagrams for lattices of different valences, namely, for 3-, 4- and 6-valent tori. These lattices are marked in Fig.

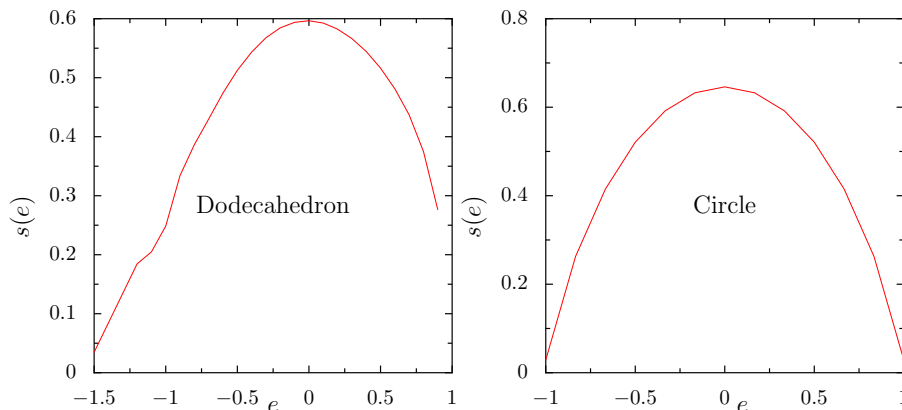


Fig. 9. Specific microcanonical entropy $s(e) = \ln(\Omega_E)/V(G_L)$ vs. energy per vertex e for the Ising model on dodecahedron (*left*) and on circle of length 24 (*right*). Left diagram contains distinct convex intruder in the interval $-1.2 \leq e \leq -0.9$ and subtle one in the interval $-0.8 \leq e \leq -0.6$. Right diagram is fully concave: one-dimensional Ising model has no phase transitions.

2 as “Graphene 3×4 ”, “Square 5×5 ” and “Triangular 4×6 ”, respectively. The diagram for 3-valent torus is symmetric with respect to change sign of energy and contains two pairs of adjacent convex intruders. One pair lies in the e -interval $[-1.25, -0.75]$ and another pair lies symmetrically in $[0.75, 1.25]$. The 4-valent torus diagram contains two intersecting convex intruders in the intervals $[-1.68, -1.36]$ and $[-1.36, -1.04]$. The 6-valent torus diagram contains a whole cascade of 5 intersecting or adjacent intruders. Their common interval is $[-2.5, -0.5]$.

6 Summary

- A C program for symmetry analysis of finite discrete dynamical systems has been created.
- We pointed out that trajectories of any deterministic dynamical system go always in the direction of nondecreasing sizes of group orbits. Cyclic orbits run within orbits of the same size.
- After finite time evolution operators of dynamical system can be reduced to group actions. This lead to formation of moving soliton-like structures — “*spaceships*” in the case of cellular automata. Computer experiments show that “*spaceships*” are typical for cellular automata.
- Computational results for cellular automata with symmetric local rules allow to suppose that reversibility is rare property for discrete dynamical systems, and reversible systems are trivial.
- We demonstrated capability of exact computing based on symmetries in search of phase transitions for mesoscopic models in statistical mechanics.

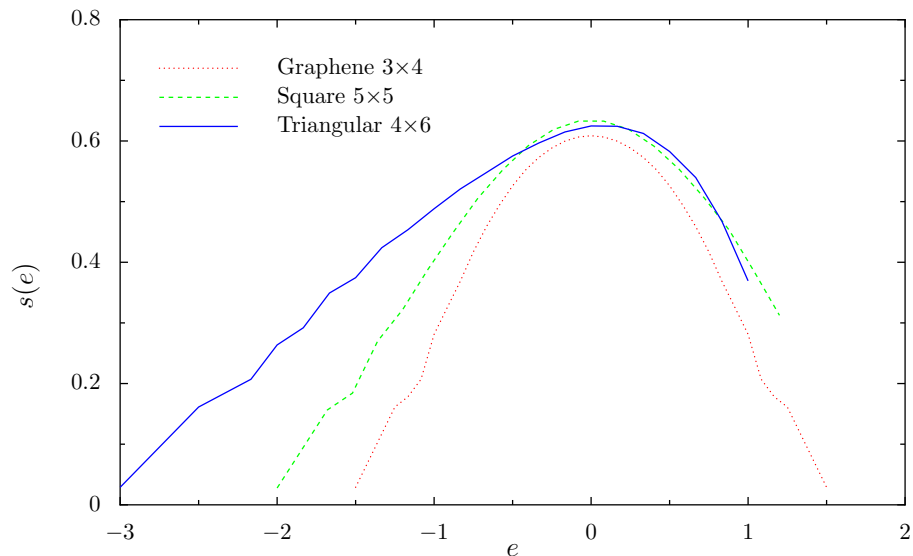


Fig. 10. Specific microcanonical entropy for the Ising model on 3-valent (*dot* line, 24 vertices), 4-valent (*dash* line, 25 vertices) and 6-valent (*solid* line, 24 vertices) tori.

Acknowledgments. This work was supported in part by the grants 07-01-00660 from the Russian Foundation for Basic Research and 5362.2006.2 from the Ministry of Education and Science of the Russian Federation.

References

1. Korniyak, V.V.: On Compatibility of Discrete Relations. In: *Computer Algebra in Scientific Computing 2005*, LNCS **3718**, V.G. Ganzha, E.W. Mayr, E.V. Vorozhtsov (Eds.), Springer-Verlag Berlin Heidelberg, 272–284 (2005), <http://arXiv.org/abs/math-ph/0504048>
2. Korniyak, V.V.: Discrete Relations On Abstract Simplicial Complexes. *Programming and Computer Software* **32** No. 2, 84–89 (2006)
3. Korniyak, V.V.: Cellular Automata with Symmetric Local Rules. In: *Computer Algebra in Scientific Computing 2006*, LNCS **4194**, V.G. Ganzha, E.W. Mayr, E.V. Vorozhtsov (Eds.), Springer-Verlag Berlin Heidelberg, 240–250 (2006), <http://arXiv.org/abs/math-ph/0605040>
4. McKay, B.D.: Practical Graph Isomorphism. *Congressus Numerantium* **30**, 45–87 (1981), <http://cs.anu.edu.au/~bdm/nauty/PGI>
5. Gardner, M.: On Cellular Automata Self-reproduction, the Garden of Eden and the Game of Life. *Sci. Am.* **224**, 112–117 (1971)
6. 't Hooft, G.: Quantum Gravity as a Dissipative Deterministic System. SPIN-1999/07, gr-qc/9903084; *Class. Quant. Grav.* **16**, 3263 (1999); also published in: *Fundamental Interactions: from symmetries to black holes* (Conference held on the occasion of the “Eméritat” of François Englert, 24–27 March 1999, ed. by J.-M. Frère et al, Univ. Libre de Bruxelles, Belgium, 221–240 (1999)

7. 't Hooft, G.: The mathematical basis for deterministic quantum mechanics. ITP-UU-06/14, SPIN-06/12, quant-ph/0604008, 1–17 (2006)
8. Imry, Y.: *Introduction to Mesoscopic Physics (Mesoscopic Physics and Nanotechnology, 2)*. Oxford University Press, USA, 2002, 256 p.
9. Gross, D.H.E.: *Microcanonical thermodynamics: Phase transitions in “Small” Systems*. World Scientific, Singapore, 2001, 269 p.
10. Gross, D.H.E.: A New Thermodynamics from Nuclei to Stars. *Entropy*, **6**, 158-179 (2004)
11. Gross, D.H.E., Votyakov, E.V.: Phase Transitions in “Small” Systems. *Eur. Phys. J. B*, **15**, 115-126 (2000)
12. Ispolatov, I., Cohen, E. G. D.: On First-order Phase Transitions in Microcanonical and Canonical Non-extensive Systems, *Physica A* **295**, 475–487 (2001)