

GRAVITATIONAL WAVE BACKGROUND FROM POPULATION III STARS

YUDAI SUWA¹, TOMOYA TAKIWAKI¹, KEI KOTAKE^{2,3}, AND KATSUHIKO SATO^{1,4}

Draft version October 24, 2018

ABSTRACT

We estimate the gravitational wave (GW) background from Population III (Pop III) stars using the results from our hydrodynamic simulations (Suwa et al. 2007). We calculate gravitational waveforms from matter motions and anisotropic neutrino emissions for single Pop III stars. We find that the GW amplitudes from matter motions are dominant until just after bounce, but those from neutrinos dominate later on at frequencies below ~ 10 Hz in the GW spectrum. Computing the overall signal produced by the ensemble of such Pop III stars, we find that the resultant density parameter of the GW background peaks at the amplitude of $\Omega_{\text{GW}} \sim 10^{-10}$ in the frequency interval $\sim 1 - 10$ Hz. We show that such signals, depending on the formation rate of Pop III stars, can be within the detection limits of future planned interferometers such as DECIGO and BBO in the frequency interval of $\sim 0.1 - 1$ Hz. Our results suggest that the detection of the GW background from Pop III stars can be an important tool to supply the information about the star formation history in the early universe.

Subject headings: gravitational waves — supernovae: general — black hole physics — neutrinos — methods: numerical — hydrodynamics

1. INTRODUCTION

The observation of gravitational waves (GWs) is one of the most important tasks for exploring the less well known parts of the Universe. Already several ground-based laser interferometers (TAMA300, LIGO, and GEO600) are now operating and taking data in the frequency range of 10 Hz - 10 kHz, where rapidly-collapsing stellar objects accompanied with strong gravity such as neutron stars (NSs) and black holes (BHs), are one of the most promising sources of GWs (see, e.g., New 2003; Kotake et al. 2006, for reviews). The Laser Interferometer Space Antenna (LISA), covering $10^{-4} - 10^{-2}$ Hz, will be launched in the near future, and, moreover, future space missions such as DECIGO (Seto et al. 2001) and BBO (Ungarelli et al. 2005), targeting the ~ 0.1 Hz regime, are being planned. Possible targets of these experiments in the low frequency region are gravitational wave backgrounds (GWBs) from both astrophysical and cosmological origins. In particular the low-frequency window is thought to be indispensable for the detection of the primordial GWB generated during the inflationary epoch (Maggiore 2000).

In addition, various possible astrophysical sources of GWBs have been investigated. Among them are core-collapse supernovae (de Araujo et al. 2004), inspiral and coalescence of compact binaries (Farmer & Phinney 2003), rotating NSs with non-axisymmetric deformations (Ferrari et al. 1999), gamma-ray bursts (Hiramatsu et al. 2005), and NSs with phase transitions (Sigl 2006) (see references therein). Recently, Buonanno et al. (2005) pointed out that the contribution from Population III (hereafter Pop III) stars is most important because it could be as large as the inflationary GWB around 0.1 Hz where DECIGO and BBO are most sensitive

(see also Sandick et al. 2006).

Here, Pop III stars are the first stars, which formed out of a pristine, metal free gas produced by the big bang (for reviews, see, e.g. Bromm & Larson 2004; Glover 2005). Recent simulations indicate that the initial mass function (IMF) of Pop III stars is expected to have been dominated by very massive stars with mass $\gtrsim 100M_{\odot}$ (Nakamura & Umemura 2001; Abel et al. 2002; Bromm et al. 2002; Omukai & Palla 2003). These very massive stars encounter the electron-positron pair creation instability after central carbon burning, which reduces the thermal energy and induces gravitational collapse. For stellar mass of less than $\sim 260M_{\odot}$, rapid nuclear burning releases large energy sufficient to entirely disrupt the star as pair-instability supernova. More massive stars, which also encounter pair-instability, are so tightly bound that the fusion of oxygen is unable to reverse infall. Such stars are thought to collapse to BHs (Bond et al. 1984; Fryer et al. 2001), which we pay attention to in this letter. So far, there have been only a few hydrodynamic simulations studying the gravitational collapse of the BH forming Pop III stars (Fryer et al. 2001; Nakazato et al. 2006; Suwa et al. 2007; Liu et al. 2007).

Due to the lack of Pop III star collapse simulations, Buonanno et al. (2005) had to calculate the GWB with an assumption that the GW spectrum of a single Pop III star has the same shape as the one from an ordinary core-collapse supernova. They employed the result of Müller et al. (2004) as the template. In order to determine the normalization of the GW amplitudes, they simply amplified the GW amplitudes of the supernova by a factor of ~ 1000 , relying on the results by Fryer et al. (2001). Needless to say, these assumptions and treatments can be validated by a consistent treatment, namely by hydrodynamic collapse simulations of Pop III star with the analysis of the GW waveforms. As for the mass and formation history of Pop III stars, Buonanno et al. (2005) assumed that all stars formed with the same mass of $300M_{\odot}$ and at the same redshift as $z \sim 15$. This assumption is improved by Sandick et al. (2006), who calculated GWB from Pop III stars with the cosmic star formation history in the framework of hierarchical structure formation. However, Sandick et al.

Electronic address: suwa@utap.phys.s.u-tokyo.ac.jp

¹ Department of Physics, School of Science, the University of Tokyo, 7-3-1 Hongo, Bunkyo-ku, Tokyo 113-0033, Japan

² Division of Theoretical Astronomy, National Astronomical Observatory of Japan, Mitaka, Tokyo 181-8588, Japan

³ Max-Planck-Institut für Astrophysik, Karl-Schwarzschild-Str. 1, D-85741, Garching, Germany

⁴ Research Center for the Early Universe, School of Science, the University of Tokyo, 7-3-1 Hongo, Bunkyo-ku, Tokyo 113-0033, Japan

(2006) also employed the same spectrum of a single Pop III star as Buonanno et al. (2005).

The purpose of this letter is to give an estimate of the GWB spectrum from Pop III stars by calculating the GW waveforms based on the results of hydrodynamical core-collapse simulations of Pop III stars. This letter is organized as follows: In the next section the numerical model is briefly described. In §3, we calculate the gravitational wave signal and its spectrum of a single Pop III star collapse. In §4, we present the numerical result of the gravitational wave background from Pop III stars. §5 is devoted to summary and discussion.

2. METHOD

The numerical methods are basically the same as the ones in our previous paper (Suwa et al. 2007). With the ZEUS-2D code (Stone & Norman 1992) as a base for the hydro solver, we employ a realistic equation of state based on relativistic mean field theory (Shen et al. 1998) (see Kotake et al. 2003 for the implementation) and treat the neutrino cooling by a multiflavour leakage scheme, in which 6 species of neutrinos with pair, photo, and plasma processes by Itoh et al. (1989) in addition to the standard charged current neutrino cooling reactions are included. Spherical coordinates (r, θ) with logarithmic zoning in the radial direction and regular zoning in θ are used. One quadrant of the meridian section is covered with $300 (r) \times 30 (\theta)$ mesh points. In our 2D calculations, axial symmetry and reflection symmetry across the equatorial plane are assumed. We also calculated some models with 60 angular mesh points, but found no significant differences. Therefore, we will report in the following the results obtained from the models with 30 angular mesh points.

The initial condition is provided in the same manner of Suwa et al. (2007). We produced hydrostatic cores of 300, 500, 700, and 900 M_{\odot} , with the assumption of isentropic, whose values of entropy are taken from Bond et al. (1984), and with the constant electron fraction of $Y_e = 0.5$. The supposed rotation law is cylindrical rotation, with the strength of rotational energy taken to be 0.5% of the gravitational energy in all models.

In this study, we estimate the gravitational wave emission from aspherical mass motions via the Newtonian quadrupole formula of Mönchmeyer et al. (1991). In addition, we compute the gravitational wave strain from anisotropic neutrino emission employing the formalism introduced by Epstein (1978) and developed by Müller & Janka (1997) and Kotake et al. (2007). The GW emission from neutrinos is given as

$$Dh^{TT}(t) = \frac{2G}{c^4} \int_{-\infty}^t \alpha(t') L_{\nu}(t') dt', \quad (1)$$

where D is the distance to the source, h^{TT} is the transverse-traceless and dimensionless metric strain, G is the gravitational constant, c is the speed of light, $\alpha(t)$ is the time-dependent neutrino-anisotropy parameter, and $L_{\nu}(t)$ is the total neutrino luminosity. For the estimation of α , neutrinos are assumed to be emitted radially in each angular bin.

3. GRAVITATIONAL WAVE OF A SINGLE POP III STAR COLLAPSE

In this section, we discuss the GW emission from a single $300M_{\odot}$ Pop III star collapse. Figure 1 depicts the strain versus time after bounce for a $300M_{\odot}$ star. The matter contribution dominates h^{TT} during first 10 ms after bounce. Afterward, the neutrino part begins to contribute because the thermal shock occurs and the neutrino luminosity increases in the hot region

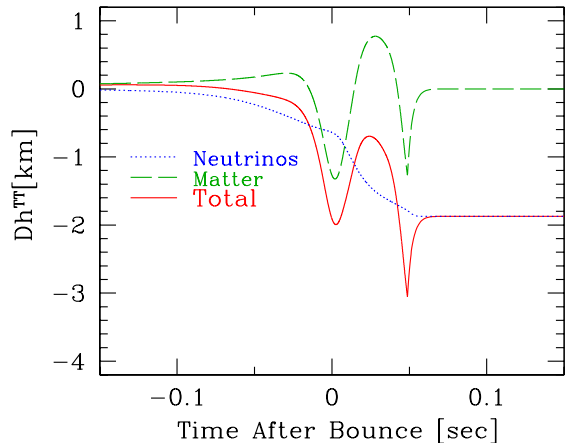


FIG. 1.— The gravitational wave strain, h^{TT} , times the distance to the Pop III star, D , versus time after bounce (in seconds). Shown are the neutrino (blue dotted) and matter motion (green dashed) components along with their sum (red solid).

behind the shock wave. At about 70 msec after bounce, the neutrino contribution converges to a constant value and the matter contribution goes to zero. This represents the epoch of the BH formation. After BH formation, we do not calculate the GW emission from matter but dump with the timescale of light crossing time $\sim O(R_{\text{BH}}/c)$, where R_{BH} is the radius of the BH. This procedure does not affect the discussion of the following section because the matter contribution of total GW is only in the high frequency region, which is not the main point of this letter. The total energy emitted in gravitational waves is $\sim 2 \times 10^{50}$ erg, which is smaller than the result of Fryer et al. (2001) by a factor of 10. The discrepancy seems to come from the difference of initial angular momentum distribution.

Now we move on to discuss the features of the waveforms by the spectral analysis. From Figure 2, one can see the dominance of the neutrino-oriented gravitational waves at frequencies below ~ 10 Hz. This is because the waveform from neutrinos shows the slower time-variability in comparison with the one from matter motion (see Figure 1). On the other hand, the contribution of matter motion dominates the spectrum in the higher frequency region. The peak amplitudes from matter motion and the frequencies of 10s of Hz are roughly at the same characteristic amplitude and frequency produced by the collapse of the star to form a BH, which are evaluated in Thorne (1987), with the remnant mass of $\sim 100M_{\odot}$.

For comparison, in Figure 2 we also plot the spectrum assumed in previous works (dot-dashed; Buonanno et al. 2005; Sandick et al. 2006). The result of our calculation is very different from their spectrum. This is due to consideration of hydrodynamical features. Pop III stars have higher temperature prior to collapse, which leads core-bounce by the (gradient of the) thermal pressure and not by the nuclear forces as in ordinary supernovae (Fryer et al. 2001; Suwa et al. 2007). Such thermal bounce makes the central density lower at the time of bounce ($O(10^{12})\text{g cm}^{-3}$) so that the dynamical timescale ($\propto \rho^{-1/2}$) becomes longer, leading to the smaller time-variability in the waveforms and the smaller typical frequencies (a few 10 Hz) where the matter contribution peaks, which are in the 1 kHz regime for ordinary supernovae.

It should be noted that current numerical simulations only encompass a few seconds at most and do not cover the strain spectrum below a fraction of a Hertz. For such a low frequency region, we apply the zero-frequency limit (Smarr

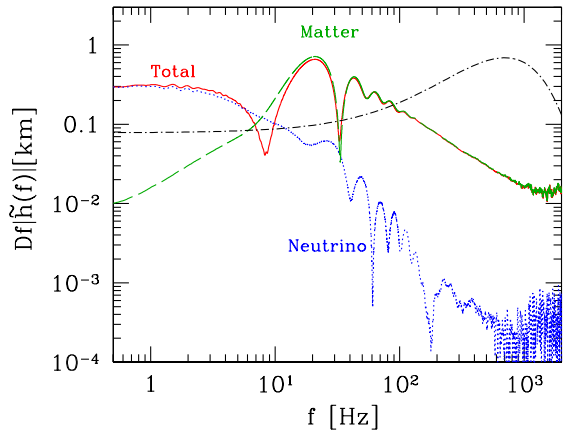


FIG. 2.— Spectral distributions of the gravitational waves from anisotropic neutrino emissions (blue dotted line), matter motions (green dashed line), and total (red solid line). Due to phase cancellations between the matter and neutrino components, the amplitude of the combined spectrum is smaller than the dominant components in certain frequency regions. The dominance of the neutrino-oriented gravitational wave component at frequencies below ~ 10 Hz is clearly seen. The dot-dashed line represents the spectrum employed in previous works (Buonanno et al. 2005; Sandick et al. 2006).

1977; Epstein 1978) to extract the GW waveforms as done in Buonanno et al. (2005).

Finally, we discuss the GW emission from stars with different mass models. It is noted that the qualitative features are common to all models. In Table 1, we show the characteristic values of GW spectra. It can be seen that the peak amplitude, \tilde{h}_{\max} , increases with the mass of the star, while the peak frequency, f_{\max} , remains roughly the same. The frequency where the neutrino and matter contributions become equal, f_{eq} , decreases with increasing mass. The GW amplitudes for the zero frequency limit, $Df|\tilde{h}|(f \rightarrow 0)$, increases with the mass since the luminosity of neutrinos becomes larger.

TABLE 1
CHARACTERISTIC QUANTITIES OF GRAVITATIONAL WAVE

Mass (M_{\odot})	$D\tilde{h}_{\max}$ (km)	f_{\max} (Hz)	f_{eq} (Hz)	$Df \tilde{h} (f \rightarrow 0)$ (km)
300	0.66	21	7.8	0.30
500	0.88	19	6.0	0.46
700	0.86	23	4.4	0.38
900	0.99	18	4.0	0.54

4. GRAVITATIONAL WAVE BACKGROUND FROM POP III STARS

We are now in a position to discuss the contribution of GWs from Pop III stars to the background radiation. According to Phinney (2001), the sum of the energy densities radiated by a large number of independent Pop III stars at each redshift is given by the density parameter $\Omega_{\text{GW}}(f) \equiv \rho_c^{-1}(d\rho_{\text{GW}}/d\log f)$ as

$$\Omega_{\text{GW}}(f) = \frac{16\pi^2 c}{15G\rho_c} \int \frac{dz}{1+z} \left| \frac{dt}{dz} \right| \psi(z) \int dm \phi(m) D^2 f'^3 |\tilde{h}(f')|^2, \quad (2)$$

where ρ_c is the critical density ($3H_0^2/(8\pi G)$), $\psi(z)$ is the star formation rate (SFR), $\phi(m)$ is the initial mass function (IMF) of Pop III stars, and f' is the red shifted frequency, $(1+z)f$. We employ model 2b of Sandick et al. (2006) for the SFR, which is appropriate for very massive stars, from

270 M_{\odot} to 500 M_{\odot} . As for the IMF, we employ the same parameterization as Sandick et al. (2006), $\phi(m) \propto m^{-2.3}$, which is normalized by $\int dm \phi(m) = 1$. The cosmological model enters with $|dt/dz| = [(1+z)H(z)]^{-1}$ and, for a flat geometry, $H(z) = H_0[\Omega_{\Lambda} + \Omega_m(1+z)^3]^{1/2}$. We use the parameters $\Omega_{\Lambda} = 0.73$, $\Omega_m = 0.27$, and $H_0 = 100 h_0 \text{ km s}^{-1} \text{ Mpc}^{-1}$ with $h_0 = 0.71$ (Spergel et al. 2007).

In Figure 3, the calculated Ω_{GW} is plotted with the sensitivity curves of future detectors. The upper edge of the red shaded region is obtained by our calculation with model 2b of Sandick et al. (2006). This corresponds to almost the upper limit of the SFR because the stars with the mass range considered in this model entirely collapse to BHs and do not contribute to the chemical evolution of their environment. In this way, a high SFR is obtained without metal overproduction. Meanwhile, the lower limit is the same shifted downwards by a factor 7000, which corresponds to the baryon fraction of Pop III stars of 10^{-5} , suggested by Pop III star formation theory (Omukai, private communication). It can be seen that the contributions from neutrinos, which dominates in low frequency region (~ 1 Hz), are within the detection limit of the planned detectors DECIGO and BBO. In contrast, detection by LIGO III, which is a ground based detector, may prove difficult because the amplitude in the high frequency region is smaller than the current estimated detection limit. Even if the SFR of Pop III stars is as small as in the case of a baryon fraction of $\sim 10^{-5}$, the GWB from Pop III stars might be within the detection limit of ultimate-DECIGO. The GWB spectrum predicted in this letter is larger than previous works by a factor of 40 in the low frequency region (see Figure 8 of Sandick et al. 2006, which represents larger amplitude than Buonanno et al. 2005). This is due to the difference of a GW spectrum of a single Pop III star collapse as already mentioned in §3. Depending on the baryon fraction of Pop III stars, the GWB from Pop III stars might give a strong contribution, masking the GWB generated in the inflationary epoch (the horizontal dashed line). We furthermore point out that the amplitude of the GWB is highly dependent on the SFR but less sensitive to the index of IMF because the GW emission of different mass Pop III stars is similar in the mass range focused on in this letter.

5. SUMMARY AND DISCUSSION

In this letter, we have presented the GWB spectrum from Pop III stars based on the hydrodynamic core-collapse simulations of Pop III stars (Suwa et al. 2007). Extracting the GWs contributed from mass motions and anisotropic neutrino radiation, we have found that the GW emission from neutrinos is dominant over the ones from matter at low frequencies. Using the spectrum of single Pop III stars, we have calculated the GWB spectrum by summing up the contribution from individual stars. We have shown that the amplitudes from Pop III stars might be large enough to be detected by interferometers such as DECIGO and BBO.

The predicted GWB is in the sensitivity range of future planned detectors so that the Pop III stars might limit the sensitivity of such detectors. This is analogous to the discussion about the the Galactic population of close white dwarf binaries, which could produce a confusion-limited GW signal at the lower end of the sensitivity band of LISA (Hils et al. 1990).

It is noted that the Newtonian simulation in the paper (Suwa et al. 2007) is nothing but an idealized study to de-

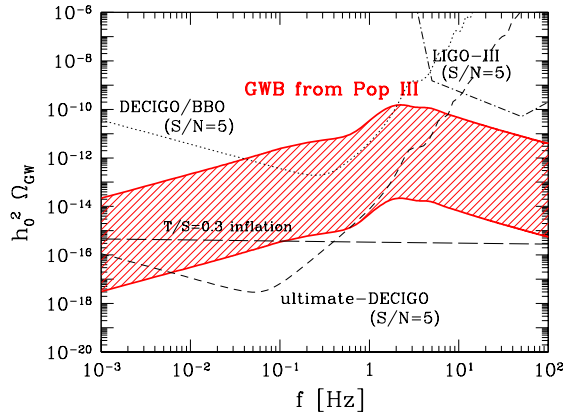


FIG. 3.— The energy density parameter of gravitational wave background (GWB). The upper line of the shaded region is the result of our calculation. The lower line is for the renormalized SFR of $f_{III} \sim 10^{-5}$. In low frequency region ($f \lesssim 0.1\text{Hz}$), $\Omega_{\text{GW}} \propto f$ because $f|\dot{h}|$ is constant (see Figure 2) and the integrand of Eq. (2) is $f^3|\dot{h}|^2 \propto f$ in this region. The horizontal dashed line shows the GWB produced during slow-roll inflation assuming $T/S = 0.3$ for the ratio of the tensorial and scalar contributions to the cosmic microwave background radiation anisotropy and no running of the tensorial power-law index, which is evaluated from Eq. (6) of Turner (1997). The sensitivity curves of space- and (correlated) ground-based detectors are taken from Kudoh et al. (2006) and Buonanno (2003).

scribe the dynamics with BH formation. It is by no means definitive. To explore these phenomena in more detail will require fully general relativistic simulations and much more better neutrino transfer. However, in comparison with the forgoing GWB studies simply using the GW waveform of ordinary core-collapse supernovae as a template, we have found significant differences in the properties of the waveforms, which made it possible to realize the potential importance of Pop III stars as a contribution to the GWB. As mentioned, our results show enhancements in the GWB amplitudes from 0.1 to 1 Hz compared to earlier works, where the currently planned detectors are most sensitive.

Finally, we shall briefly discuss the uncertainties of our models. Since little is known about the angular momentum

distributions of Pop III stars, we took the initial rotation rate of extremely rapidly rotating cores of massive stars Heger et al. (2000) as a reference suggested by the study that Pop III stars could rotate rapidly due to the insufficient mass-loss in the main sequence stage (Heger et al. 2003). Obviously more systematic studies changing the initial rotation rates and profiles are required. Next, the IMF of Pop III stars is also uncertain. It is true that the mass range employed here ($300 - 1000M_{\odot}$) is preferred by recent studies of Pop III star formation, but that the possible modification of the IMF leads to large changes of the predicated GWB spectrum (see, e.g. Schneider et al. 2000; de Araujo et al. 2002). This means that the GWB could be a powerful tool to investigate the IMF. Although the baryon fraction of Pop III stars taken here is indeed not too large for the explanation of the infrared background excess by the UV photons from Pop III stars (Santos et al. 2002; Dwek et al. 2005), there still remains large uncertainty. The last uncertainty is the redshift where the SFR becomes maximum. It should be mentioned that the frequencies where the GWB from Pop III stars peaks are sharply dependent on this redshift. Better correlation analysis between multiple spaced-based interferometers should be very helpful, because this can improve the sensitivity of GWB detection (Kudoh et al. 2006). All these results suggest that detections of GW background from Pop III stars can be an important tool to supply information about the formation history of Pop III stars.

Y.S. would like to thank T. Hiramatsu, S. Kinoshita, K. Omukai, E. Reese, S. Saito, M. Shibata and A. Taruya for helpful discussion. Numerical computations were in part carried on VPP5000 and general common use computer system at the center for Computational Astrophysics, CfCA, the National Astronomical Observatory of Japan. This study was supported in part by the Japan Society for Promotion of Science (JSPS) Research Fellowships, Grants-in-Aid for the Scientific Research from the Ministry of Education, Science and Culture of Japan (No.S19104006).

REFERENCES

- Abel, T., Bryan, G. L., & Norman, M. L. 2002, *Science*, 295, 93
 Bond, J. R., Arnett, W. D., & Carr, B. J. 1984, *ApJ*, 280, 825
 Bromm, V., Coppi, P. S., & Larson, R. B. 2002, *ApJ*, 564, 23
 Bromm, V. & Larson, R. B. 2004, *ARA&A*, 42, 79
 Buonanno, A. 2003, *ArXiv:gr-qc/0303085*
 Buonanno, A., Sigl, G., Raffelt, G. G., Janka, H.-T., & Müller, E. 2005, *Phys. Rev. D*, 72, 084001
 de Araujo, J. C. N., Miranda, O. D., & Aguiar, O. D. 2002, *MNRAS*, 330, 651
 —. 2004, *MNRAS*, 348, 1373
 Dwek, E., Arendt, R. G., & Krennrich, F. 2005, *ApJ*, 635, 784
 Epstein, R. 1978, *ApJ*, 223, 1037
 Farmer, A. J. & Phinney, E. S. 2003, *MNRAS*, 346, 1197
 Ferrari, V., Matarrese, S., & Schneider, R. 1999, *MNRAS*, 303, 258
 Fryer, C. L., Woosley, S. E., & Heger, A. 2001, *ApJ*, 550, 372
 Glover, S. 2005, *Space Science Reviews*, 117, 445
 Heger, A., Fryer, C. L., Woosley, S. E., Langer, N., & Hartmann, D. H. 2003, *ApJ*, 591, 288
 Heger, A., Langer, N., & Woosley, S. E. 2000, *ApJ*, 528, 368
 Hils, D., Bender, P. L., & Webbink, R. F. 1990, *ApJ*, 360, 75
 Hiramatsu, T., Kotake, K., Kudoh, H., & Taruya, A. 2005, *MNRAS*, 364, 1063
 Itoh, N., Adachi, T., Nakagawa, M., Kohyama, Y., & Munakata, H. 1989, *ApJ*, 339, 354
 Kotake, K., Ohnishi, N., & Yamada, S. 2007, *ApJ*, 655, 406
 Kotake, K., Sato, K., & Takahashi, K. 2006, *Rep. Prog. Phys.*, 69, 971
 Kotake, K., Yamada, S., & Sato, K. 2003, *Phys. Rev. D*, 68, 044023
 Kudoh, H., Taruya, A., Hiramatsu, T., & Himemoto, Y. 2006, *Phys. Rev. D*, 73, 064006
 Liu, Y. T., Shapiro, S. L., & Stephens, B. C. 2007, submitted to *Phys. Rev. D* (arXiv:0706.2360 [astro-ph])
 Maggiore, M. 2000, *Phys. Rep.*, 331, 283
 Mönchmeyer, R., Schaefer, G., Müller, E., & Kates, R. E. 1991, *A&A*, 246, 417
 Müller, E. & Janka, H.-T. 1997, *A&A*, 317, 140
 Müller, E., Rapp, M., Buras, R., Janka, H.-T., & Shoemaker, D. H. 2004, *ApJ*, 603, 221
 Nakamura, F. & Umemura, M. 2001, *ApJ*, 548, 19
 Nakazato, K., Sumiyoshi, K., & Yamada, S. 2006, *ApJ*, 645, 519
 New, K. C. B. 2003, *Living Reviews in Relativity*, 6, 2
 Omukai, K. & Palla, F. 2003, *ApJ*, 589, 677
 Phinney, E. S. 2001, *astro-ph/0108028*
 Sandick, P., Olive, K. A., Daigne, F., & Vangioni, E. 2006, *Phys. Rev.*, D73, 104024
 Santos, M. R., Bromm, V., & Kamionkowski, M. 2002, *MNRAS*, 336, 1082
 Schneider, R., Ferrara, A., Ciardi, B., Ferrari, V., & Matarrese, S. 2000, *MNRAS*, 317, 385
 Seto, N., Kawamura, S., & Nakamura, T. 2001, *Phys. Rev. Lett.*, 87, 221103
 Shen, H., Toki, H., Oyamatsu, K., & Sumiyoshi, K. 1998, *Nucl. Phys.*, A637, 435
 Sigl, G. 2006, *Journal of Cosmology and Astro-Particle Physics*, 4, 2
 Smarr, L. 1977, *Phys. Rev. D*, 15, 2069
 Spergel, D. N., et al. 2007, *ApJS*, 170, 377
 Stone, J. M. & Norman, M. L. 1992, *ApJS*, 80, 753

Suwa, Y., Takiwaki, T., Kotake, K., & Sato, K. 2007, PASJ accepted
(arXiv:0704.1945 [astro-ph])
Thorne, K. S. 1987, in Hawking S.W., Israel W., eds, 300 Years of
Gravitation. Cambridge Univ. Press, Cambridge, p331
Turner, M. S. 1997, Phys. Rev. D, 55, 435

Ungarelli, C., Corasaniti, P., Mercer, R., & Vecchio, A. 2005, Class. Quant.
Grav., 22, S955