

# Cosmological implications of Gamma Ray Bursts

Gabriele Ghisellini<sup>1</sup>

Istituto Nazionale di Astrofisica – Oss. Astron. di Brera, Via Bianchi, 46 I–23806 Merate,  
Italy e-mail: gabriele.ghisellini@brera.astro.it

**Abstract.** The discovery that the bolometric energetics (and/or peak luminosity) of Gamma Ray Bursts correlates with their spectral properties has allowed to standardize the burst energetics to such a degree to enable their use for constraining the cosmological parameters, in the same way as SN Ia. With respect to SN Ia, there is the advantage of having sources free from extinction problems, and easily detectable also at large redshifts. On the other hand, these spectral–energy correlations are not yet understood, and bursts with a complete set of information (to standardize their energetics) are still few (two dozens). There have been already attempts to use these bursts to constrain  $\Omega_\Lambda$  and  $\Omega_M$ , and even the dark energy equation of state. These results are very encouraging.

**Key words.** Gamma rays: bursts – Cosmology: observations

## 1. Introduction

Gamma Ray Bursts (GRBs) are powerful. We can compare their emitted power with the Planck power, i.e. the Planck energy divided by the Planck time, which can also be written as

$$L_P = \frac{Mc^2}{R_g/c} = \frac{c^5}{G} \sim 3.6 \times 10^{59} \text{ erg s}^{-1} \quad (1)$$

i.e. a mass entirely converted into energy in a time equal to the light crossing time of its gravitational radius  $R_g$  ( $G$  is the gravitational constant). GRBs can emit, in electromagnetic form,  $L \sim 10^{52}$ – $10^{53}$  erg s<sup>−1</sup>, while Active Galactic Nuclei can have luminosities up to  $10^{48}$  erg s<sup>−1</sup> (but for a much longer time), and Supernovae can have  $L \sim 10^{43}$  erg s<sup>−1</sup> for a month, and  $L \sim 10^{45}$  erg s<sup>−1</sup> for a few hundreds seconds during the shock breakout. Due

to their power, even relatively modest  $\gamma$ –ray instruments have no difficulties in detecting them also at high redshifts. Furthermore, hard X–rays can travel unabsorbed across the universe: with their largest power and least absorption, GRBs are thus ideal candidates to study the far universe.

## 2. Standard candles?

The energetics of the prompt emission of GRBs span at least four orders of magnitudes: at first sight, GRBs are all but standard candles. However, there are a few correlations between the total bolometric energetics and the spectral properties of bursts which can be used to standardize the GRB energetics. In general, “blue” GRBs (having the peak of their prompt spectrum at higher energies) are more powerful/energetic (contrast this with blazars, behaving exactly the opposite way; Fossati et al. 1998). These correlations are named after the

---

Send offprint requests to: G. Ghisellini

discoverer, and in the following I try to summarize them.

**Frail: universal energy reservoir?** — Frail et al. (2001, see also Bloom et al. 2003) found that the collimation corrected energetics of those GRBs of known jet aperture angles clustered into a narrow distribution, hinting to a “universal energy reservoir”  $E_\gamma = (1 - \cos \theta_j) E_{\gamma, \text{iso}} \sim 10^{51}$  erg. The aperture angle of the jet is estimated in the following way. Consider a shell moving with a bulk Lorentz factor  $\Gamma$ . Unlike blazars, the motion is radial, not unidirectional. Due to aberration, the observer will see only a fraction  $1/\Gamma^2$  of the emitting surface. But  $\Gamma$ , during the afterglow, is decreasing. At some time  $t_j$ , the fraction of the observed surface becomes unity. This happens when  $\Gamma = 1/\theta_j$ . Before  $t_j$  the increased fraction of the observable surface partially compensates for the decreasing emissivity, while after  $t_j$  this compensating effect ends. Therefore one expects a break in the light curve at  $t_j$ . Since only geometry is involved, this break should be achromatic (Rhoads 1997). Knowing the dynamics of the system (i.e. how  $\Gamma$  changed in time), we can derive  $\theta_j$ . The dynamics is controlled by the conservation of energy and momentum, leading to the self similar law  $M_{\text{ISM}} = m_F/\Gamma = E_F/(\Gamma^2 c^2)$ , where  $M_{\text{ISM}}$  is the mass swept by the fireball at a given time,  $\Gamma$  is the bulk Lorentz factor at that time, and  $E_F$  is the energy of the fireball. If the process is adiabatic, the latter is constant. With this law, we obtain  $\theta_j = \Gamma(t_j)^{-1}$  and then

$$\begin{aligned} \theta_j &= 0.161 \left( \frac{t_{j,d}}{1+z} \right)^{3/8} \left( \frac{n \eta_\gamma}{E_{\text{iso},52}} \right)^{1/8}; & \text{H} \\ \theta_j &= 0.2016 \left( \frac{t_{j,d}}{1+z} \right)^{1/4} \left( \frac{\eta_\gamma A_*}{E_{\text{iso},52}} \right)^{1/4}; & \text{W} \end{aligned} \quad (2)$$

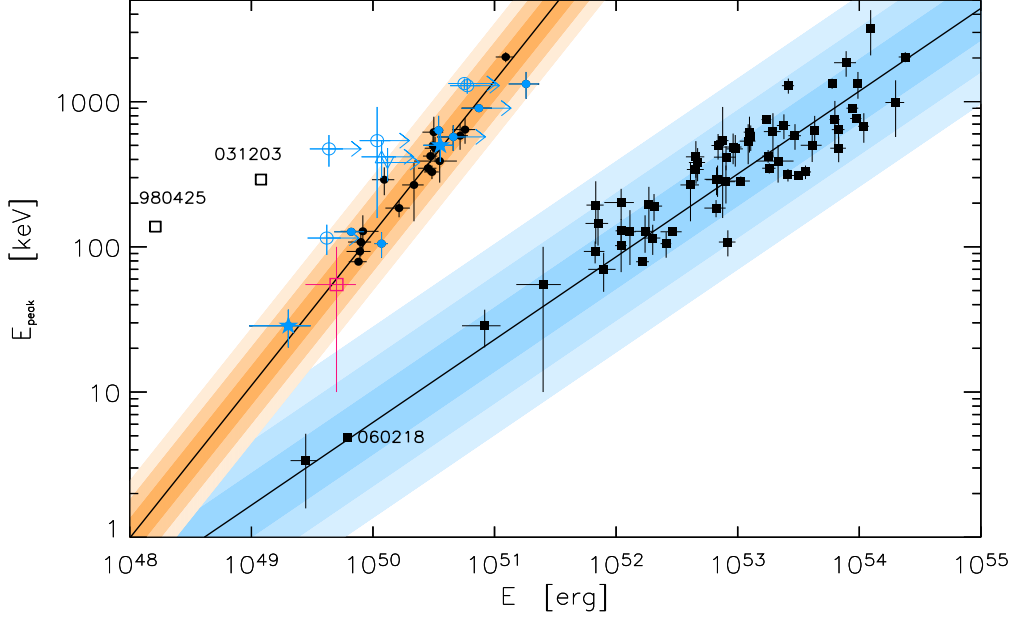
where  $n$  is the circumburst density in the homogeneous (H) case,  $z$  is the redshift and  $t_{j,d}$  is the break time measured in days. The efficiency  $\eta_\gamma$  relates the isotropic kinetic energy of the fireball  $E_{k,\text{iso}}$  to the prompt emitted energy  $E_{\text{iso}}$ :  $E_{k,\text{iso}} = E_{\text{iso}}/\eta_\gamma$ . Usually, one assumes a constant value for all bursts, i.e.  $\eta_\gamma = 0.2$  (after its first use by Frail et al. 2001, following the estimate of this parameter in GRB 970508; Frail et al. 2000).

For the wind (W) case,  $n(r) = Ar^{-2}$  and  $A_*$  is the value of  $A$  [ $A = \dot{M}_w/(4\pi v_w) = 5 \times 10^{11} A_* \text{ g cm}^{-1}$ ] when setting the wind mass loss rate to  $\dot{M}_w = 10^{-5} M_\odot \text{ yr}^{-1}$  and the wind velocity to  $v_w = 10^3 \text{ km s}^{-1}$ . Usually, a constant value (i.e.  $A_* = 1$ ) is adopted for all bursts.

**The Amati correlation** — Amati et al. (2002), considering *BeppoSAX* bursts, found that the isotropic energetics correlate with the peak energy  $E_p$  of the time integrated prompt emission:  $E_p \propto E_{\text{iso}}^{1/2}$ . This correlation, expanded in later works (Amati 2006, Ghirlanda et al. 2007), is obeyed by all but two bursts (the anomalous GRB 980425 and GRB 031203, but see Ghisellini et al. 2006) for which the redshift and  $E_p$  is known. Claims by Nakar & Piran 2005 and Band & Preece 2005 that the Amati correlation is spurious, resulting from selection effects, were contrasted by Ghirlanda et al. (2005), using a large sample of GRBs for which the pseudo-redshift were derived by the lag–luminosity relation. Fig. 1 show the updated (Jan. 2007) Amati correlation which includes 62 GRBs (plus the two outliers).

**The Yonetoku correlation** — Also the peak luminosity  $L_{p,\text{iso}}$  of the prompt emission correlates with  $E_p$ , in the same way as  $E_{\text{iso}}$ :  $E_p \propto L_{p,\text{iso}}^{1/2}$  (Yonetoku et al. 2004). The scatter is similar to the scatter of the Amati correlation. Since the luminosity  $\propto \Gamma^2$ , this correlation has the same form also in the comoving frame, contrary to the Amati one.

**The Ghirlanda correlation** — By correcting the isotropic energetics by the factor  $(1 - \cos \theta_j)$ , Ghirlanda et al. (2004) found that collimation corrected energy,  $E_\gamma$ , is not universal, but is tightly correlated with  $E_p$ . To find  $\theta_j$ , Eq. 2 for the homogeneous case was originally used, with  $t_j$  derived from the optical light curves. The efficiency  $\eta$  was assumed to be constant, as well as the density of the interstellar medium (unless it was derived by means, in a very few cases). The correlation is  $E_p \propto E_\gamma^{0.7}$ . Later, Nava et al. (2006) considered a wind density profile and an updated list of GRBs (18 objects), and found a linear correlation:  $E_p \propto E_\gamma$ . The linear form is particularly intriguing for two reasons. First, it means that it has the same linear form also in the comov-

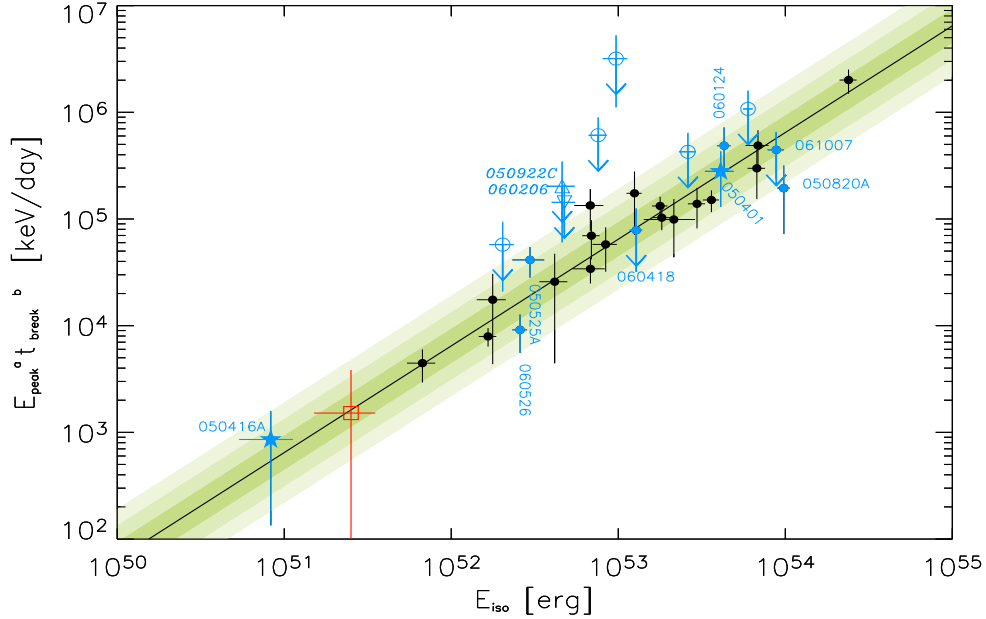


**Fig. 1.** The most updated (Jan. 2007) Amati and the Ghirlanda correlations. The latter is shown in the case of a circumburst material with a wind density profile and contains 25 objects. The red point is... The number of objects for the Amati correlation is 62. (From Ghirlanda et al. 2007a). As can be seen, apart from the two anomalous GRBs (980425 and 031203), there are no new outliers. The solid lines are the best fits, and the three shaded regions represent the regions of 1, 2, 3  $\sigma$  scatter around the best fits. The empty square is GRB 060614, not included in the fit.

ing frame, since  $E_\gamma$  and  $E_p$ , being two energies, transform in the same way. The second reason is that  $E_\gamma/E_p$  is constant. This ratio is the number of photons at the peak, which must be the same for all bursts and it is approximately  $10^{57}$  (coincidentally, the number of protons in a solar mass). The most updated correlation, using 25 GRBs and including Swift bursts (Ghirlanda et al. 2007a), confirms the earlier results, as can be seen in Fig. 1 (wind case).

**The Liang & Zhang correlation** — To find the jet angle, one needs a model, which in turn requires to know the efficiency and the circumburst density and profile. The model, based on energy and momentum conservation, appears robust, while the assumption of the same efficiency and same density for all bursts is questionable. On the other hand, the fact that

the angle resulting from this assumption allows to construct a very tight correlation is an indication that the distribution of values of the efficiency and of the density must be narrow, or, alternatively, that  $(\eta_\gamma n)$  is a function of  $E_p$ . If not, the tightness of the correlation is fortuitous. These concerns are by-passed by the existence of the Liang & Zhang (2005) correlation, which is entirely phenomenological, i.e. it is model independent and assumption-free. It involves three observables (plus the redshift) and it is of the form  $E_{\text{iso}} \propto E_p^2 t_j^{-1}$ . In Nava et al. (2006) we have shown that if the exponent of  $t_j$  is close to unity (as it is), then the Liang & Zhang correlation is entirely consistent with the Ghirlanda correlation. The tightness of the Liang & Zhang correlation is similar to the Ghirlanda one. Note that  $t_j \propto E_{\text{iso}}^{-1}$  for



**Fig. 2.** The most updated (Jan. 2007) Liang & Zhang correlation. The best fit exponents are  $a = 1.88 \pm 0.15$  and  $b = 0.92 \pm 0.13$ . Symbols as in Fig. 1 (From Ghirlanda et al. 2007a).

burst with the same  $E_p$  (this is the reason of the clustering found by Frail et al. 2001, since their bursts had similar  $E_p$ ; see Nava et al. 2007).

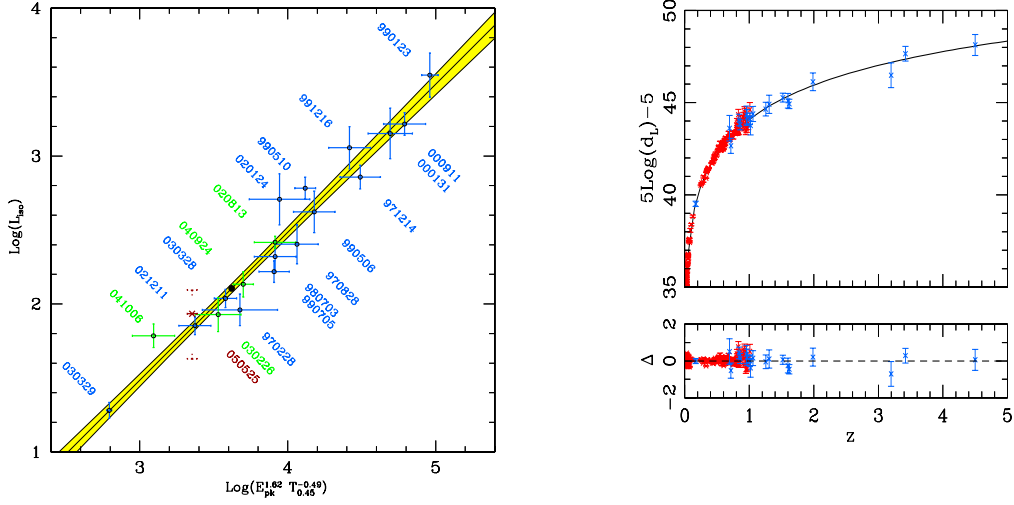
**The Firmani correlation** — The Ghirlanda and the Liang & Zhang correlations share the fact of using two quantities of the prompt phase ( $E_{\text{iso}}$  and  $E_p$ ), and one from the afterglow ( $t_j$ ). The Firmani correlation, instead (Firmani et al. 2006a), links three quantities of the prompt emission: the peak bolometric and isotropic luminosity  $L_p$ , the peak energy  $E_{p,\text{iso}}$  (of the time integrated spectrum), and a characteristic time:  $T_{0.45}$ , which is the time interval during which the prompt emission is above a certain level. This time was used previously to characterize the variability properties of the prompt (Reichart et al. 2001). The correlation, shown in Fig. 3 is of the form:  $L_{p,\text{iso}} \propto E_p^{3/2} T_{0.45}^{-1/2}$ . Also this relation is model-independent and assumption-free. In the comoving frame the luminosity is a factor  $\Gamma^{-2}$  smaller, while the peak energy is  $\propto \Gamma^{-1}$  and the time is  $\propto \Gamma$ . Therefore the Firmani

correlation is “Lorentz invariant”, in the sense that it has the same form also in the comoving frame.

## 2.1. Correlating the correlations

One can wonder if there are links between these spectral-energy correlation, highlighting same important GRB physics. We have already mentioned that the Ghirlanda correlation is a nice “explanation” of the phenomenological Liang & Zhang correlation. Consider GRBs with the same  $E_p$  but different  $E_{\text{iso}}$ . By using  $t_j$ , we obtain that these GRBs have the same  $E_\gamma$ . Consider now GRBs that have the same  $E_p$  but different  $L_{p,\text{iso}}$ . The use of  $T_{0.45}$  makes them to “collapse” in the Firmani relation, which can be thought as the analogous of the Liang & Zhang relation for  $L_{p,\text{iso}}$ , instead of  $E_{\text{iso}}$ .

Write the Ghirlanda correlation as  $E_\gamma \propto E_p^q$ , and compare with the Amati correlation ( $E_{\text{iso}} \propto E_p^2$ ). One obtains  $\theta_j^2 \propto E_\gamma^{(q-2)/q}$ . If  $q = 1$



**Fig. 3.** Left: The Firmani correlation. Right: Hubble diagram obtained using GRBs and SN Ia together. The light grey contours refer to SN Ia alone. GRBs have been standardized using the Firmani correlation, SN Ia comes from the sample of Astier (2006). The bottom panel shows the residuals. (From Firmani et al. 2006a and 2006b).

(wind) we have  $E_\gamma \propto \theta_j^{-2}$ , while if  $q \sim 2/3$  (homogeneous density),  $E_\gamma \propto \theta_j^{-1}$ . If  $q = 2$  then the Ghirlanda and Amati correlations are parallel, and the jet angle distribution is the same for low and high  $E_{\text{iso}}$ . The dispersion of the Amati correlation can be entirely explained as the dispersion of the jet angle, for bursts of the same  $E_\gamma$  and  $E_p$ .

The fact that the Amati and the Yonetoku relations are parallel suggests that the burst duration does not play a crucial role for defining these two correlations, even if it does when constructing the Firmani correlation.

### 3. Interpretations

All these correlations are not yet fully understood, but there were a few suggestions, involving viewing angle effects (Eichler & Levinson 2006; Levinson & Eichler 2005) or thermal (black-body) emission (Rees & Meszaros 2005; Thompson 2006; Thompson, Meszaros & Rees 2007) produced not at the

start of the fireball, but during later dissipation of the kinetic energy of the fireball itself. With respect to any other process, the black-body has the simplest link between total emitted energy and peak of the spectrum (controlled by the temperature). Any other emission process would require to specify the density and/or the magnetic field, and so on. The fact that a black-body spectrum is not seen in the time integrated spectra of bursts may be the result of spectral evolution (the temperature may change in time), or the result of an hybrid spectrum (black-body plus power law, see Ryde 2005) describing the time resolved spectra. However, Ghirlanda et al. (2007b) showed that this hybrid model, that can fit the 50–1000 keV BATSE spectrum, is inconsistent with low energy (2–28 keV) *BeppoSAX* WFC data.

### 4. Pretending to do Cosmology

We would like to use GRBs as standard candles (or, rather, candles of known luminosity),

but to this aim we have to standardize their power/energetics through correlations which have to be found by adopting a given cosmology. We have to consider this *circularity* problem (as well as other problems) before doing cosmology:

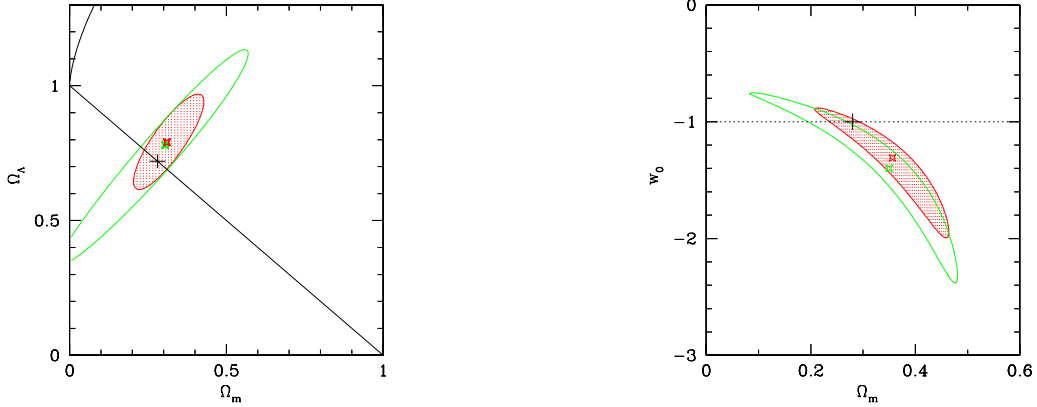
- **Calibration** — Usually, to calibrate a cosmology dependent correlation, one uses a sufficient number of sources at low redshift ( $z < 0.1$ ), where the luminosity distance depends weakly on the adopted  $\Omega_M$ ,  $\Omega_\Lambda$  values. For GRBs this is not possible, given the very few of them observed and predicted at low  $z$ . On the other hand, as Ghirlanda et al. (2006) and Liang & Zhang (2006) have shown, to calibrate the correlation it is enough to have a sufficient number of GRBs in a narrow redshift bin. A dozen of GRBs in  $\Delta z/z \sim 0.1$  are sufficient. In the meantime, we have found ways to treat the circularity problem, based on the scatter of the used correlation found with different values of  $\Omega_M$  and  $\Omega_\Lambda$ . The more advanced method is described in Firmani et al. (2005), and involves a Bayesian-like approach.
- **Lensing** — The advantage of using GRBs for cosmology is to use high- $z$  objects. But just because of that, GRBs are exposed to the risk to be biased by gravitational lensing, affecting their apparent luminosity or energetics. On the other hand, contrary to other astronomical sources, GRBs are transient events, making certain types of gravitational lensing recognizable through the repetition of the light curve with the same spectrum. In other cases, when the afterglow of the GRB is gone, the lensing galaxy may be found. Therefore lensing may not be a problem as serious as it appears at first sight.
- **Evolution** — Like many other class of sources, also GRBs can evolve with cosmic time, especially because there might be a link between GRBs and the metallicity of the progenitor star. But if the spectral energy relations are controlled by the radiative process, then also  $E_p$  evolves, leaving the correlation unaltered. The isotropic en-

ergy  $E_{\text{iso}}$  may also be affected by the evolution of the typical jet opening angle. In this case the Amati and Yonetoku relations may be affected, but not the Ghirlanda and the Liang & Zhang correlations.

- **Outliers** — We know that there are at least two outliers to all correlations (GRB 980425 and 031203). There could be more. This is not “dangerous” per se, since these two outliers are easily recognizable, being anomalous in many ways. The “danger” comes from GRBs that – say – obey the Amati relation but not the Ghirlanda one, and do not clearly “stand out” in the spectral–energy planes. We claimed (Ghirlanda et al. 2007a) that up to now there are no new outliers, even including Swift bursts, but this will remain an issue until many more bursts (with the required information) will be available.

#### 4.1. Jet breaks: where have they gone?

In the pre-Swift era the main source of information for the temporal behavior of the afterglow was the optical. The achromaticity of the jet break was then checked by comparing the light curve in different optical filters, but it was almost never possible to test it with X-ray data. The latter started 6–9 hours after the trigger, and showed a power law decay in time, with no rebrightening or flares (with rare exceptions). The extrapolation of the X-ray lightcurve back in time matched the end of the prompt emission (once accounting for the different energy bands). Therefore the Swift observations of the early phases of the X-ray afterglow came as a surprise: there are in fact at least three phases (Tagliaferri et al. 2005; Nousek et al. 2006): a steep initial decay followed by a flat phase and finally by a steeper decay (similar to what observed in the the pre-Swift afterglow light curves). Often, in addition to this steep–flat–steep behavior, there are flares (Burrows et al. 2007), even at relatively late times (hours). The optical tracks the X-rays sometimes, but more often is different. Also in the optical there can be a more than one break, possibly not simultaneous with X-ray ones (e.g. Panaitescu 2007).



**Fig. 4.** Constraints in the  $\Omega_\Lambda$ - $\Omega_M$  plane (left) and in the  $w_0$ - $\Omega_M$  plane (right). These constraints have been obtained using GRBs and SN Ia together. In both panels, the light grey contours refer to SN Ia alone. GRBs have been standardized using the Firmani correlation, SN Ia comes from the sample of Astier et al. (2006). (From Firmani et al. 2006b).

There have been many proposals to explain this unforeseen behavior in the framework of the external shock model for the afterglow (see Zhang 2007 for a review), but the fact that the behavior of the light curve in the optical and X-ray bands seems different might suggest that the two components come from different emitting regions (Uhm & Beloborodov 2007; Grenet, Daigne & Mochkovitch 2007; Ghisellini et al. 2007).

All the above implies that we must be careful when identifying a break with the jet break time. Since in the pre-Swift era optical break times were used, it is safer to use *only* the optical light curves to find  $t_j$ , and relax the requirement that the break should be present also in the X-ray light curve which could be produced by a different mechanism.

## 5. First results

There have been several attempts to use GRBs to constrain the cosmological parameters, by our group as well as by others. The found results are encouraging and very similar independently on the method used to standard-

ize their energetics/peak luminosity. In other words, using the Ghirlanda, Liang & Zhang or the Firmani correlations gives consistent results. GRBs alone cannot (yet) compete with SN Ia, given the small number of GRBs with known redshift,  $E_p$  and  $t_j$  or  $T_{0.45}$ . Furthermore, the uncertainties associated with GRBs are larger than for SN Ia, but this is partly compensated by the larger redshifts of GRBs.

In Fig. 4 we show the constraints in the  $\Omega_\Lambda$ - $\Omega_M$  plane obtained by Firmani et al. (2006b) using a sample of 19 GRBs and the sample of SN Ia of Astier et al. (2006). The peak luminosity of GRBs is standardized using the Firmani correlation. The figure also reports the contours obtained SN Ia only. As can be seen, despite the still very small sample of available GRBs, the contours of the combined sample are remarkably smaller. The concordance cosmology ( $\Omega_\Lambda \sim 0.7$ ,  $\Omega_M \sim 0.3$ ) is confirmed.

GRBs, together with SN Ia, can be also used to put constraints on the equation of state of Dark Energy:

$$P(z) = w(z)\rho c^2 \quad (3)$$

where  $P$  is the pressure and  $\rho c^2$  the energy density of the Dark Energy. The case of a cosmological constant corresponds to  $w(z) = -1$ , and different models are described by different  $w(z)$  laws. The right panel of Fig. 4 shows the constraints using GRBs+SN Ia in the plane  $w_0 - \Omega_M$ , where it is assumed that  $w_0 = w(z)$  is a constant, but can be different from  $-1$ .

## 6. Conclusions

Gamma Ray bursts can be a novel class of standard candles. Potentially, they are detectable at any redshift, and their prompt emission is free from extinction problems. On the other hand, we still need to understand the physical reasons of the found spectra–energy correlations, check for evolution–induced effects and the possible existence of outliers. GRBs should be thought as complementary to SN Ia, able to measure the Universe in a redshift range that SN Ia cannot reach.

*Acknowledgements.* I am grateful to G. Ghirlanda, A. Celotti, C. Firmani, D. Lazzati, F. Tavecchio, L. Nava, M. Nardini and E. Lisiero for fruitful discussions.

## References

- Amati, L., Frontera, F., Tavani, M., et al. 2002, *A&A*, 390, 81  
 Amati, L., 2006, *MNRAS*, 372, 233  
 Astier, P. et al., 2006, *A&A*, 447, 31  
 Band, D.L. & Preece, R.D., 2005, *ApJ*, 627, 319  
 Burrows D. N., et al., 2007, preprint (astro-ph/0701046)  
 Bloom J. S., Frail D. & Kulkarni S., 2003, *ApJ*, 594, 674  
 Eichler, D. & Levinson, A., 2006, *ApJ*, 649, L5  
 Firmani C., Ghisellini G., Ghirlanda G. & Avila-Reese V., 2005, *MNRAS*, 360, L1  
 Firmani, C., Ghisellini, G., Avila-Reese, V. & Ghirlanda, G., 2006a, *MNRAS*, 370, 185  
 Firmani, C., Avila-Reese, V., Ghisellini, G. & Ghirlanda, G., 2006b, *MNRAS*, 372, L28  
 Fossati, G., et al., 1998, *MNRAS*, 299, 433  
 Frail, D.A., Waxman, E. & Kulkarni, S.R., 2000, *ApJ*, 537, 191  
 Frail D. et al., 2001, *ApJ*, 562, L55  
 Ghirlanda, G., Ghisellini, G. & Lazzati, D. 2004, *ApJ*, 616, 331  
 Ghirlanda G., Ghisellini, G., Firmani, C., 2005, *MNRAS*, 361, L10  
 Ghirlanda G., et al., 2006, *A&A*, 452, 839  
 Ghirlanda, G., Nava, L., Ghisellini, G. & Firmani, C., 2007a, *A&A*, 466, 127  
 Ghirlanda, G., et al., 2007b, *MNRAS*, in press (arXiv:0704.3438)  
 Ghisellini, G., et al., 2006, *MNRAS*, 372, 1699  
 Ghisellini, G., et al., 2007, *ApJ*, 658, L75  
 Grenet, F., Daigne, F. & Mochkovitch, R., 2007, subm. to *MNRAS* (astro-ph/0701204)  
 Levinson, A. & Eichler, D., 2005, *ApJ*, 629, L13  
 Liang, E. & Zhang, B., 2005, *ApJ*, 633, L611  
 Liang, E. & Zhang, B., 2006, *MNRAS*, 369, L37  
 Nakar, E. & Piran, T., 2005, *MNRAS*, 360, L73  
 Nava, L., et al., 2006, *A&A*, 450, 471  
 Nava, L., et al., 2007, *MNRAS*, 377, 1464  
 Nousek J., et al., 2006, *ApJ*, 642, 389  
 Panaitescu, A., 2007, *Il Nuovo Cimento*, in press (astro-ph/0607396)  
 Rees, M.J. & Meszaros, P., 2005, *ApJ*, 628, 847  
 Rhoads J., 1997, *ApJ*, 487, L1  
 Ryde, F., 2005, *ApJ*, 625, L95  
 Tagliaferri, G. et al., 2005, *Nature*, 436, 985  
 Uhm, L.Z. & Beloborodov, A.M., 2007, *ApJ*, in press (astro-ph/0701205)  
 Yonetoku, D. et al. 2004, *ApJ*, 609, 935  
 Zhang, B., 2007, *Advances in Space Research*, in press (astro-ph/0611774)