

MODIFIED DEBYE-HÜCKEL ELECTRON SHIELDING AND PENETRATION FACTOR

P. QUARATI

Dipartimento di Fisica - Politecnico di Torino, I-10129 Torino, Italy, and
Istituto Nazionale di Fisica Nucleare (INFN) - Sezione di Cagliari, I-09042 Monserrato, Italy.

A.M. SCARFONE

Dipartimento di Fisica - Politecnico di Torino, I-10129 Torino, Italy, and
Istituto Nazionale di Fisica della Materia (CNR-INFN) - Unitá del Politecnico di Torino, I-10129 Torino, Italy.

Accepted in ApJ

ABSTRACT

Screened potential, modified by non standard electron cloud distributions responsible for the shielding effect on fusion of reacting nuclei in astrophysical plasmas, is derived. The case of clouds with depleted tails in space coordinates is discussed. The modified screened potential is obtained both from statistical mechanics arguments based on fluctuations of the inverse of the Debye-Hückel radius and from the solution of a Bernoulli equation used in generalized statistical mechanics. Plots and tables useful in evaluating penetration probability at any energy are provided.

Subject headings: Plasmas — nuclear reactions — atomic processes

1. INTRODUCTION

Nuclear fusion reaction cross sections and rates are sensitive to the screening effect of the electron cloud around reacting nuclei, an effect that has been widely investigated both theoretically and experimentally since the early works of Salpeter (Salpeter 1953; Salpeter & Van Horn 1969).

Different situations arise when fusion reactions take place: 1) in laboratory experiments, where a metal or gaseous target of a given element is bombarded by an ionic or charged particle beam, electrons are for the most part bound in atomic orbits and few of them can be considered free; 2) in stellar cores and other space and astrophysical plasmas where ions and nuclei are embedded in an electronic environment made by mainly free electrons; 3) in a deuterated metal and other solid-state matrices where an impinging deuteron beam reacts with implanted deuterons.

— In laboratory experiments, penetration through a screened Coulomb potential at center of mass energy E is shown to be equivalent to that of bare nuclei at energy $E + U_e$ where $U_e = Z_1 Z_2 e^2 / R_a$ and R_a is the atomic radius or the radius of the innermost electrons. $Z_1 e$ and $Z_2 e$ are the charges of the two reacting nuclei and U_e is usually taken as constant in the evaluation of cross sections and rates at any energy. Very often, at very low energy, fusion cross sections measured in laboratory experiments are higher than the value calculated by means of the usual Debye-Hückel (DH) screening factor. Stopping power of the incoming beam and temperature reached after energy deposition are important quantities for the correct measurement of the cross sections. Modifications of electron distribution can be induced. The screening effect must be evaluated to obtain the correct astrophysical factor at very low energies (Assenbaum et al. 1987; Carraro et al. 1988;

Bracci et al. 1990; Shoppa et al. 1993; Strieder et al. 2001).

— In astrophysical plasmas, which that can be considered ideal, the free electrons move around the reacting nuclei and occupy a sphere of DH radius $R_{DH} = \sqrt{kT / (4\pi e^2 n Z_\rho)}$ which is taken on the order of R_a , with n the particle density and $Z_\rho = \sum_i (Z_i^2 + Z_i) X_i / A_i$, where the sum is over all positive ions and X_i is the mass fraction of nuclei of type i . Only with a decreasing radius does the screening effect become important. A screening factor of the rate can be derived when the energy of the Gamow peak $E_G > U_e$. It is given by the Debye factor $f = \exp(U_e / kT)$ with, this time, $U_e = Z_1 Z_2 e^2 / R_{DH}$ (Rolfs & Rodney 2005; Ichimaru 1993; Castellani et al. 1997; Opher & Opher 2000). Recently, it has been clarified through numerous experimental observations that the velocity distribution function of electrons (and possibly also of ions) in stellar atmospheres, in space and astrophysical plasmas, may deviate from a Maxwell-Boltzmann distribution in the high-energy tail if non-local thermodynamic effects are non-negligible (Oxenius 1986; Collins 1989; Peyraud-Cuenca 1992; Chevallier 2006). In stellar atmospheres, atomic processes such as radiative and dielectronic recombination show rates depending on deviations from Maxwellian distributions of electrons (Maero et al. 2006). In stellar cores, signals of possible deviations of ion distributions are evident and, although small, should be considered because they are capable of sensibly influencing nuclear fusion reaction rates (Ferro & Quarati 2005; Lissia & Quarati 2005).

— In deuterated metals or solid-state matter, the strong screening effect has still to be clearly understood and discussed, although a few interesting descriptions have recently been brought forward to reproduce experimental results (Raiola et al. 2004; Coraddu et al. 2004a,b, 2006; Kim & Zubarev 2006). The approach we are discussing here is very useful in understanding the

fusion rates in this matter which could simulate some high-density astrophysical plasmas. However, this application deserves a separate detailed paper and we will not discuss this case here.

An important issue in the shielding of electrostatic potential in plasmas concerns the investigation of nonlinear charge screening effects that can induce modifications in the DH potential, usually derived by linearizing the Poisson equation (Cravens 1997; Gruzinov & Bahcall 1998). One of the first studies which, on a microscopic basis, demonstrated deviations from DH factor can be found in (Johnson et al. 1992). [See also (Shaviv 2004; Shaviv et al. 2000, 2001, 2002; Chitanvis 2007)]. The different approaches elaborated up to now are based on the assumption that electrons are distributed in space according to a Boltzmann factor. Few authors (Bryant 1996; Treuman et al. 2004; Leubner 2004; Kim & Jung 2004; Rubab & Murtaza 2006) have assumed a stationary k -Lorentz distribution to describe significant deviations from standard distributions, constructed from experimental distributions, due to the presence of enhanced high-energy tails. In a recent reference (Rubab & Murtaza 2006), for instance, we can find quotations from many works where such distributions are reported. By analyzing energy profiles the authors derive an effective length smaller than the standard DH radius, depending on the k -parameter. This result is obtained by solving a Poisson equation in the linear weak approximation. The consequence must be an increased barrier penetration factor.

Our approach differs. We assume that the electron cloud is spatially distributed following a generalized steady state distribution of the q -type that reduces to an exponential distribution when the q parameter (also known as the Tsallis entropic parameter) approaches the $q \rightarrow 1$ limit (Tsallis 1988; Tsallis & Borges 2003). We refer the reader to Refs. (Leubner & Vörös 2005; Leubner 2005; Burlaga et al. 2006) for a detailed description of Tsallis generalized statistics and some of its applications to astrophysical problems. We then calculate the modified screening potential by considering two different approaches. One concerns the use of a generalized Poisson equation or Bernoulli equation as used by Tsallis & Borges (2003); the other is based on super-statistics (Beck 2001, 2004; Wilk & Włodarczyk 2001; Wilk 2006) considering fluctuations of an intensive parameter (the inverse of the DH radius). This implies fluctuation in temperature and density of the components of the plasma. Once we obtain the modified potential, we calculate penetration probability through that potential. In this paper we limit ourselves to the value range $0 < q < 1$ (distribution in spatial coordinates with depleted tail cut at about $(1/R_{\text{DH}})$), leaving the case $q > 1$ that describes a distribution in space coordinates with enhanced long-distance.

In the standard DH shielding approach, after linearization of the Poisson equation, the electrostatic screened potential behaves like $V_{\text{DH}} \sim r^{-1} \exp(-r/R_{\text{DH}})$ where r is the coordinate with which to evaluate the DH potential. The assumptions made to derive the above relation are, among others things, that (Cravens 1997; Bellan 2006): plasmas are collisionless; the induced perturbation is slow and depends slowly on time (slowness); only electrostatic fields are present while induced fields

are negligible; temperature is spatially uniform and the plasma remains in equilibrium during a perturbation; a temperature can always be defined; the number of particles inside the DH sphere is large and therefore fluctuations are small; although ions and electrons have a random thermal motion, perturbations induced around the equilibrium, responsible for small spatial variations of electrostatic potential, can be neglected.

Of course, if the real situation differs from the one imposed by one or more of the assumptions reported above, the use of DH potential may induce errors in the evaluation of the penetration factor and nuclear reaction rates. Deviations from the conditions imposed by the assumptions are taken into account in this work by choosing the inverse of DH length $1/R_{\text{DH}}$ as a fluctuating parameter. The electrostatic quantity $r V(r)$ is asymptotically given, in this case, by a power law instead of an exponential law because it must satisfy a differential equation, the Bernoulli equation (or a special case of it), that has power law functions as solutions.

We can derive the modified DH potential $V_q(r)$ and, a posteriori, the charge distribution ρ_q as an asymptotically power law function. Also in the standard DH approach also two equations are needed, one coming from electromagnetism (Poisson equation), the other from statistical mechanics (Boltzmann factor).

Penetration factor $\Gamma(E)$ can be calculated by means of the WKB approach using the modified DH potential. We obtain results that differ from the ones calculated with standard DH potential and that will be useful in the interpretation of experimental results on atomic and nuclear rates in several astrophysical systems and processes. We also derive equivalent energy U_q that we give by an interpolating analytical expression, a plot and a tabulation. Energy U_q results a function of the variable D/E , where D is defined by $D = Z_1 Z_2 e^2 \langle 1/R_{\text{DH}} \rangle$. It is easy to observe that U_q depends, for a wide range of values of D/E , on $1/\sqrt{kT}$ and \sqrt{n} .

In Section 2, we explain how to derive the modified potential on the basis of super-statistics arguments with the inverse DH length as a fluctuating parameter; we then introduce a nonlinear differential equation, to be associated with the Poisson equation, whose solution coincides with the potential derived directly from the super-statistics approach.

In Section 3, we derive the penetration factor that can be used for evaluation of nuclear fusion rates in astrophysical plasmas and indicate the range of validity of approximations adopted. In Section 4, we discuss some representative examples whilst, in Section 5, we report our conclusions.

2. MODIFIED DEBYE-HÜCKEL POTENTIAL

Combining the Gauss law and the relation that links the electrostatic field to the electric potential $V(r)$ of a point test unitary charge at the origin in a vacuum, from the Poisson equation one obtains the pure Coulomb potential. After a sufficiently long time, electrons and ions rearrange themselves as a response to the forces on them. Ion density eventually remains uniform while electron density near the test charge increases. At the new thermal equilibrium, the distribution of electrons in an electrostatic field is assumed to be given by the well-known

Boltzmann factor. Assuming the Boltzmann factor for all the particles, after linearization and using neutrality condition, the Poisson equation can be written as

$$\frac{1}{r} \frac{d^2}{dr^2} (r V(r)) = \frac{1}{R_{\text{DH}}^2} V(r), \quad (1)$$

with solution given by the DH potential and the charge density ρ_{DH} expressed as

$$\rho_{\text{DH}} \sim -\frac{1}{r R_{\text{DH}}} \exp\left(-\frac{r}{R_{\text{DH}}}\right). \quad (2)$$

When one or more of the linearity constraints are violated or relaxed, a different description of the screening is required.

If we assume that nonlinear effects produce fluctuations on the inverse DH radius, by following the approach usually developed by super-statistics for inverse temperature $\beta = 1/kT$ (Beck 2001, 2004), we can describe the plasma around the test charge as made of cells where R_{DH} is approximately constant and the system can be described by ordinary statistical mechanics, in this case by the exponential (Boltzmann) factor $\exp(-r/R_{\text{DH}})$. In the long term run the system is described by a spatial average over the mean of fluctuating quantity $1/R_{\text{DH}}$. Fluctuation of the inverse DH radius also means fluctuation of the plasma parameter given by

$$\gamma = \frac{1}{n R_{\text{DH}}^3} = \left(\frac{4\pi e^2 Z_\rho}{kT}\right)^{3/2} \sqrt{n}. \quad (3)$$

With few changes, we follow the approach by Wilk and Włodarczyk for the case of distributions with depleted tails ($q < 1$) (Wilk 2006; Wilk & Włodarczyk 2001). Here we focus our attention on $q < 1$ distribution because this shows a depleted tail with a cut-off, that is, the spatial distribution we assume for the electrons.

We assume that a certain variable r of the system is limited between 0 and $[(1-q)\lambda_0]^{-1}$ where λ_0 is a constant parameter.

We define the function

$$\mathcal{F}_{q<1}(r, \lambda_0) = C_q \int_0^\infty f_{q<1}(r, \lambda; \lambda_0) \exp(-\lambda r) d\lambda, \quad (4)$$

where C_q is a normalization factor and $f_{q<1}(r, \lambda; \lambda_0)$ is the probability density to observe a certain value λ of the system which is spread around the value λ_0 . The expression we choose for $f_{q<1}(r, \lambda; \lambda_0)$ is a gamma distribution

$$f_{q<1}(r, \lambda; \lambda_0) = \frac{A_q(r; \lambda_0)^{\frac{1}{1-q}}}{\Gamma\left(\frac{1}{1-q}\right)} \lambda^{\frac{1}{1-q}-1} \exp\left(-\lambda A_q(r; \lambda_0)\right), \quad (5)$$

where

$$A_q(r; \lambda_0) = \frac{2-q}{1-q} \lambda_0^{-1} - r, \quad (6)$$

and q is the entropic Tsallis parameter.

Inserting the function $f_{q<1}(r, \lambda; \lambda_0)$ into $\mathcal{F}_{q<1}(r; \lambda_0)$ we obtain the normalized power law distribution

$$\mathcal{F}_{q<1}(r; \lambda_0) = \lambda_0 \left(1 - \frac{1-q}{2-q} \lambda_0 r\right)^{\frac{1}{1-q}}. \quad (7)$$

Average value and variance of λ depend on variable r according to

$$\overline{\lambda} = \frac{1}{(1-q) A_q(r; \lambda_0)}, \quad \overline{\lambda^2} = \frac{2-q}{[(1-q) A_q(r; \lambda_0)]^2}, \quad (8)$$

where $\overline{x(r)} = \int x(r, \lambda) f_{q<1}(r, \lambda; \lambda_0) d\lambda$ is evaluated by means of distribution $f_{q<1}(r, \lambda; \lambda_0)$.

However, the relative variance depends only on q

$$\omega = \frac{\overline{(\lambda^2)} - (\overline{\lambda})^2}{(\overline{\lambda})^2} = 1 - q. \quad (9)$$

We remark that quantity λ_0 coincides with the spatial average of $\overline{\lambda}$, that is

$$\langle \lambda \rangle = \lambda_0, \quad (10)$$

where $\langle x \rangle = \int \overline{x(r)} \mathcal{F}_{q<1}(r; \lambda_0) dr$ is evaluated by means of distribution $\mathcal{F}_{q<1}(r; \lambda_0)$ which is the weighted average of the exponential (or Boltzmann-like) factor $\exp(-\lambda r)$ with weight equal to $f_{q<1}(r, \lambda; \lambda_0)$ and coincides with the Laplace transform of $f_{q<1}(r, \lambda; \lambda_0)$. Some special limiting cases are

$$f_{q \rightarrow 1}(r, \lambda; \lambda_0) = \delta(\lambda - \lambda_0). \quad (11)$$

and

$$\mathcal{F}_{q \rightarrow 1}(r; \lambda_0) = \lambda_0 \exp(-\lambda_0 r), \quad (12)$$

the ordinary Boltzmann-like factor, with $\overline{(\lambda^2)} = (\overline{\lambda})^2$ and

$$f_{q \rightarrow 0}(r, \lambda; \lambda_0) = A_0(r; \lambda_0) \exp\left(-\lambda A_0(r; \lambda_0)\right), \quad (13)$$

where $A_0(r; \lambda_0) = 2/\lambda_0 - r$ and

$$\mathcal{F}_{q \rightarrow 0}(r; \lambda_0) = \lambda_0 (1 - \lambda_0 r), \quad (14)$$

a linear function, with $\overline{(\lambda^2)} = 2(\overline{\lambda})^2$.

Let us now identify functional $\mathcal{F}_{q<1}(r; \lambda_0)$ with quantity $r V_q(r)$ and substitute λ with $1/R_{\text{DH}}$, so that $\lambda_0 = \langle 1/R_{\text{DH}} \rangle$ coincides with the spatial average of the DH radius fluctuation. By posing

$$\zeta_q = (2-q) \langle 1/R_{\text{DH}} \rangle^{-1}, \quad (15)$$

a characteristic length of the system under inspection which reduces to R_{DH} in the $q \rightarrow 1$ limit, we obtain the following expression

$$V_q(r) = \frac{1}{r} \left(1 - (1-q) \frac{r}{\zeta_q}\right)^{\frac{1}{1-q}}, \quad (16)$$

which, for $q \rightarrow 1$ reduces to the standard DH potential. We also have charge distribution

$$\rho_q(r) \sim -\frac{1}{(2-q)r\zeta_q^2} \left(1 - (1-q) \frac{r}{\zeta_q}\right)^{\frac{1}{1-q}}, \quad (17)$$

which for $q \rightarrow 1$ reduces to ρ_{DH} , the charge distribution of the DH approximation.

Therefore, by considering $1/R_{\text{DH}}$ subject to fluctuations described by a gamma distribution, quantity $r V(r)$ related to the potential energy barrier is modified from the exponential DH expression to a power-like law, typical of generalized $q < 1$ distribution. When we can establish the functional relation between density n and

temperature kT , as, for instance in a solar-like star, where quantity $n/(kT)^3$ is constant along the star profile (Ricci et al. 1995), by means of the relative variance we can establish a link between inverse DH radius and temperature fluctuations and parameter q through

$$\frac{\Delta(1/R_{\text{DH}})}{1/R_{\text{DH}}} = \frac{\Delta\sqrt{n/kT}}{\sqrt{n/kT}} = \frac{\Delta(kT)}{kT} = (1-q)^{1/2}. \quad (18)$$

Diffusion of matter between layers with different temperatures induces local temperature fluctuations and density perturbations; fluctuations around an equilibrium or a steady-state matter profile induce fluctuations of quantity $1/R_{\text{DH}}$ in the DH sphere, particularly in the regions where the number of particles inside the DH sphere is small. Density and temperature fluctuations do not alter the macroscopic plasma parameters and must agree with the requirements of the constraints imposed by the macroscopic observations. In the solar interior, Gruzinov & Bahcall (1998) have evaluated that the DH radius is about $2 \cdot 10^{-9} \text{ cm}$, therefore containing a small number of particles with a corresponding non-negligible particle fluctuation.

Let us now justify expressions (16) and (17) by means of another approach that considers a generalized version of the Poisson equation. In fact, in the standard case, the DH potential can be obtained from the solution of the second order differential equation of the type

$$\frac{dy}{dr} = ay, \quad \text{or} \quad \frac{d^2y}{dr^2} = a^2 y, \quad (19)$$

with $y \equiv rV(r) = \exp(ar)$.

We replace the above linear equation with the following one

$$\frac{dy}{dr} = a_q y^q, \quad \text{or} \quad \frac{d^2y}{dr^2} = q a_q^2 y^{2q-1}, \quad (20)$$

with

$$y = \exp_q(a_q r) \equiv \left[1 - (1-q) a_q r\right]^{\frac{1}{1-q}}, \quad (21)$$

where q is a real number parameter and coincides with the Tsallis parameter. For $q \rightarrow 1$ we obtain $\exp_1(ar) \equiv \exp(ar)$.

To be explicit, for our case we generalize Eq. (1) into

$$\frac{d^2}{dr^2}(rV_q(r)) = \frac{q}{\zeta_q^2} (rV_q(r))^{2q-1}, \quad (22)$$

which is a generalized Poisson equation whose solution coincides with Eq. (16).

We report, for completeness, that by considering the Bernoulli equation introduced by Tsallis & Borges (2003)

$$\frac{dy}{dr} = a_1 y + a_q y^q, \quad (23)$$

or

$$\frac{d^2y}{dr^2} = a_1^2 y + (1+q) a_1 a_q y^q + q a_q^2 y^{2q-1}, \quad (24)$$

the solution is

$$y = \left[e^{(1-q)a_1 r} + \frac{a_q}{a_1} \left(e^{(1-q)a_1 r} - 1 \right) \right]^{\frac{1}{1-q}}. \quad (25)$$

By posing $y = rV(r)$ we obtain

$$rV(r) = \left[1 + (1-q) a_q r \right]^{\frac{1}{1-q}}$$

when $a_1 = 0$ and $rV(r) = \exp(a_1 r)$ when $a_q = 0$.

3. PENETRATION PROBABILITY

We calculate penetration probability through the repulsive barrier, one of the terms we need for evaluation of fusion reaction rates, using the WKB approach and following Bahcall et al. (1998).

The fusion cross section of two isolated reacting nuclei is written as

$$\sigma(E) = \frac{S(E)}{E} e^{-2\pi\eta(E)}, \quad (26)$$

where $S(E)$ is the astrophysical factor, E the center of mass energy of the fusing nuclei of charge $Z_1 e$ and $Z_2 e$ colliding with relative velocity $v/c = \sqrt{2E/(\mu c^2)}$, reduced mass μ and

$$\eta(E) = \frac{1}{\hbar c} \frac{Z_1 Z_2 e^2}{\sqrt{E}} \sqrt{\frac{1}{2} \mu c^2}. \quad (27)$$

First of all we define the penetration factor when the pure Coulomb electrostatic potential energy barrier $\widehat{V}_C(r) = Z_1 Z_2 e^2 V_C(r)$ occurs, that is, when the reacting nuclei are isolated:

$$\Gamma_C(E) = e^{-2\pi\eta(E)} \\ = \exp \left\{ -\frac{2}{\hbar c} \int_0^{r_c} \left[2\mu c^2 \left(\widehat{V}_C(r) - E \right) \right]^{1/2} dr \right\}, \quad (28)$$

where r_c is the classical turning point whose value is fixed by the relation $\widehat{V}_C(r_c) = E$.

Secondly, by using the standard DH potential and still taking the turning point $r_{\text{DH}} = r_c$, a relation valid only for $E > D$, for small values of r_c/R_{DH} we have

$$\Gamma_{\text{DH}}(E) = \exp \left[-\pi \left(2 + \frac{r_c}{R_{\text{DH}}} \right) \eta(E) \right]. \quad (29)$$

If we consider the rates instead of the cross sections, factor $\exp(-\pi\eta r_c/R_{\text{DH}})$ can be evaluated at most probable energy E_0 in such a way that the rate can be factorized as the product of $\Gamma_C(E)$ times a factor fixed at $E = E_0$.

Finally, we consider the deformed DH potential energy barrier

$$\widehat{V}_q(r) = \frac{D}{r \langle 1/R_{\text{DH}} \rangle} \left[1 - (1-q) \frac{r}{\zeta_q} \right]^{\frac{1}{1-q}}, \quad (30)$$

and the penetration factor

$$\Gamma_q(E) = \exp \left\{ -\frac{2}{\hbar c} \int_0^{r_q} \left[2\mu c^2 \left(\widehat{V}_q(r) - E \right) \right]^{1/2} dr \right\}, \quad (31)$$

where r_q must be derived from relation $\widehat{V}_q(r_q) = E$.

Because we consider $q < 1$ potential energy $\widehat{V}_q(r)$ has a

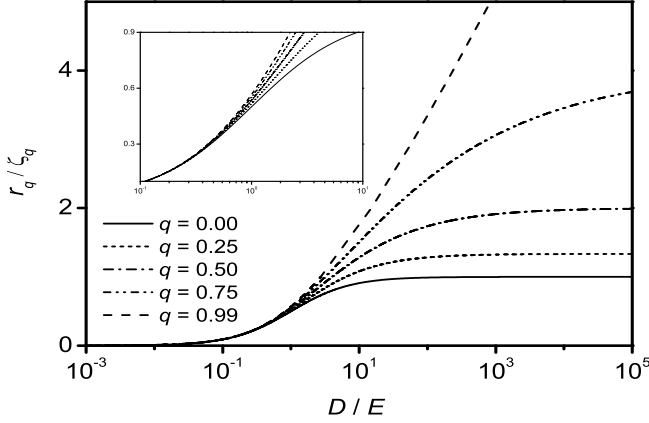


FIG. 1.— Log-linear plot of the quantity r_q/ζ_q as a function of D/E for several values of q (in the insert the region $10^{-1} < D/E < 10$ is expanded).

cutoff and, as a consequence, $0 < r < \zeta_q/(1 - q)$. We write Eq. (31) as

$$\Gamma_q(E) = \exp\left(-2\pi\eta(E)\tau_q\right), \quad (32)$$

where function τ_q , which depends on quantity D/E , goes to one for $D/E \rightarrow 0$.

The evaluation of r_q and $\Gamma_q(E)$ can be worked out only numerically although, for small deformation ($q \approx 1$), the penetration factor can be worked out analytically and is given as a product of $\Gamma_c(E)$ times a correction factor. However we do not report here the expression for simplicity's sake. In the case $q = 0$, which represents the greatest deformation with respect to the exponential function, τ_q has the simplest analytical solution

$$\tau_{q=0} = \frac{E}{E + D}. \quad (33)$$

In Figure 1, we report the plot of quantity r_q/ζ_q as a function of D/E for a few values of q between zero and one.

In Figure 2, quantity $1 - \tau_q$ is plotted as a function of D/E .

Penetration of potential energy barrier $\widehat{V}_q(r)$ at energy E is equivalent to penetration of the pure Coulomb barrier at an effective energy $E + U_q$ where

$$U_q = \left(\frac{D}{r_q \langle 1/R_{\text{DH}} \rangle} - E \right), \quad (34)$$

is a function of D/E .

We have also calculated numerically equivalent energy U_q . The behavior of U_q/D , as a function of D/E , for a few values of q is plotted in Figure 3. Finally, a quantitative comparison of quantities r_q/ζ_q , U_q/D and $1 - \tau_q$, corresponding to the values of q depicted in the figures can be obtained from the numerical Table 1.

For $q = 0$ potential $V_{q=0}$ is cut at $r = 2 \langle 1/R_{\text{DH}} \rangle^{-1}$ and

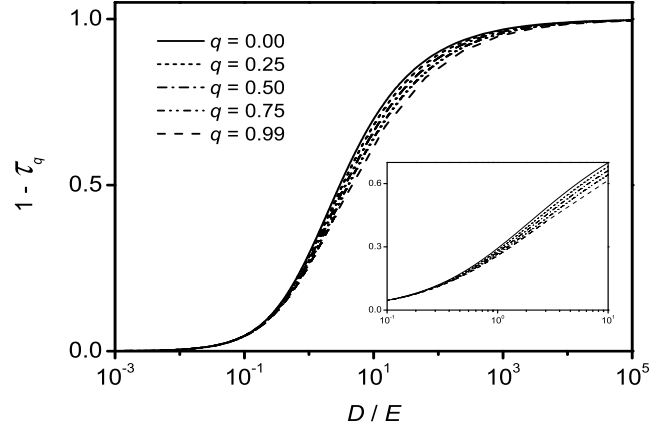


FIG. 2.— Log-linear plot of the quantity $1 - \tau_q$ as a function of D/E for several values of q (in the insert the region $10^{-1} < D/E < 10$ is expanded).

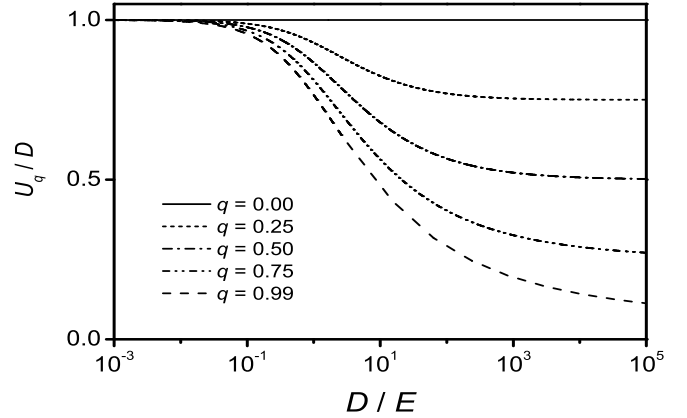


FIG. 3.— Log-linear plot, in arbitrary unities, of U_q/D as a function of D/E for several values of q .

we have $U_q = D$ for any value of energy E . In the other cases of $0 < q < 1$ we have that: at high energy $E > D$, U_q approaches D . At low energy, $E < D$, U_q approaches the value $(1 - q)D$, meaning that U_1 (DH exponential potential) approaches zero. Therefore, when the electron distribution is a deformed or generalized distribution of the q -type, with a cut-off at $r = (2 - q)/[(1 - q) \langle 1/R_{\text{DH}} \rangle]$, the penetration factor is enhanced even at very low energy, except for the case $q = 1$. Enhancement depends on U_q which is an energy proportional to $1/\sqrt{kT}$ and \sqrt{n} .

We have also interpolated the function U_q/D (for values $0 < q < 0.8$) which is well described by the following

TABLE 1
FEW NUMERICAL VALUES OF THE QUANTITIES r_q/ζ_q , U_q/D AND $1 - \tau_q$, IN THE ENERGY RANGE $0.1 \leq D/E \leq 30$ FOR SOME VALUES OF q .

D/E	r_q/ζ_q	U_q/D	$1 - \tau_q$	r_q/ζ_q	U_q/D	$1 - \tau_q$	r_q/ζ_q	U_q/D	$1 - \tau_q$	r_q/ζ_q	U_q/D	$1 - \tau_q$
		$q = 0.25$			$q = 0.50$			$q = 0.75$			$q = 0.099$	
0.10	0.091	0.988	0.046	0.091	0.977	0.045	0.091	0.966	0.045	0.091	0.956	0.045
0.20	0.167	0.978	0.085	0.167	0.958	0.084	0.168	0.938	0.083	0.168	0.920	0.082
0.30	0.232	0.969	0.120	0.233	0.941	0.118	0.235	0.915	0.116	0.236	0.891	0.114
0.40	0.288	0.961	0.151	0.291	0.927	0.148	0.294	0.894	0.145	0.297	0.866	0.142
0.50	0.338	0.955	0.178	0.343	0.914	0.174	0.347	0.877	0.170	0.351	0.844	0.166
0.60	0.382	0.948	0.203	0.389	0.902	0.198	0.395	0.861	0.193	0.401	0.825	0.188
0.70	0.421	0.942	0.226	0.430	0.892	0.220	0.439	0.846	0.214	0.447	0.807	0.208
0.80	0.457	0.937	0.246	0.468	0.882	0.239	0.479	0.834	0.232	0.489	0.792	0.226
0.90	0.489	0.932	0.265	0.503	0.874	0.257	0.517	0.822	0.250	0.529	0.778	0.243
1.00	0.518	0.928	0.283	0.535	0.866	0.274	0.552	0.811	0.266	0.566	0.765	0.258
2.00	0.716	0.896	0.407	0.763	0.809	0.393	0.809	0.735	0.380	0.850	0.675	0.367
3.00	0.826	0.876	0.482	0.902	0.774	0.465	0.977	0.689	0.449	1.047	0.621	0.434
4.00	0.898	0.863	0.534	1.000	0.750	0.516	1.102	0.657	0.498	1.198	0.584	0.482
5.00	0.949	0.852	0.572	1.073	0.731	0.554	1.200	0.633	0.535	1.321	0.556	0.518
6.00	0.988	0.844	0.603	1.131	0.717	0.583	1.281	0.613	0.564	1.426	0.534	0.546
7.00	1.019	0.838	0.627	1.179	0.705	0.608	1.349	0.598	0.588	1.517	0.516	0.570
8.00	1.043	0.832	0.648	1.219	0.695	0.628	1.408	0.584	0.608	1.597	0.500	0.590
9.00	1.064	0.828	0.665	1.253	0.686	0.646	1.461	0.573	0.626	1.670	0.487	0.607
10.00	1.081	0.824	0.680	1.283	0.679	0.661	1.507	0.563	0.641	1.735	0.476	0.622
15.00	1.140	0.810	0.733	1.390	0.652	0.715	1.684	0.526	0.695	1.996	0.434	0.676
20.00	1.174	0.801	0.766	1.459	0.635	0.749	1.806	0.503	0.730	2.188	0.406	0.711

analytic function

$$\frac{U_q}{D} = 1 - q + q \left[1 - (1 - q) a (D/E)^b \right]^{-\frac{c}{1-q}}, \quad (35)$$

where parameters $a(q)$, $b(q)$ and $c(q)$ are given by

$$\begin{aligned} a(q) &= 0.484012 + 1.984961 q + 42.933001 q^8, \\ b(q) &= 0.958079 - 0.129717 q - 0.038993 q^5 + \\ &\quad 0.804107 q^6, \\ c(q) &= 0.760938 - 1.272798 q + 0.493549 q^2. \end{aligned} \quad (36)$$

The interpolating function allows us to find the value of $U_q(E)$ once we know the temperature and electron density, fixed at Z_1 , Z_2 , and energy E for a certain value of q . In the range $0 < D/E \leq 10^2$, for $0.8 < q < 1$, function (35) still gives a good interpolation of U_q/D but with more complicated relationships of $a(q)$, $b(q)$ and $c(q)$. We omit the details.

Calculation of nuclear fusion rates (quantities weighted over the reacting nuclei distribution which in many cases is a generalized distribution with a proper ionic parameter q_i close to one) requires the insertion into the average integral of the penetration factor that is a function of E . In the case of the pure Coulomb barrier the screening factor can be factorized. In our general case this factorization is not possible and the behavior of U_q as a function of D/E must be considered with care, both for non-resonant and resonant reactions. The same consideration is valid if instead of U_q we calculate the rates with the use of the plotted and tabulated function $\tau(E)$.

4. REPRESENTATIVE EXAMPLES OF PENETRATION PROBABILITY

We report some representative examples on the evaluation of electronic screening factor for non resonant and resonant fusion reactions of interest in solar core and in other dense astrophysical plasmas. Resonant fusions, beside electron screening, are influenced by a res-

onance screening factor (Cussons et al. 2002). Furthermore, Maxwellian rates can be corrected by non standard ionic distributions. In this work, we are interested in modified DH potential and here we limit the discussion to electron screening factor.

The enhancement of the penetration factor $\Gamma_q(E)$ over the pure Coulomb penetration $\Gamma_c(E)$ can be expressed, using Eqs. (28) and (31), by the ratio

$$\begin{aligned} f_{q,c}(E) &= \frac{\Gamma_q(E)}{\Gamma_c(E)} \\ &= \exp \left[-2\pi \frac{Z_1 Z_2 e^2}{\hbar c} \sqrt{\frac{1}{2} \mu c^2} \left(\frac{1}{\sqrt{E + U_q}} - \frac{1}{\sqrt{E}} \right) \right], \end{aligned} \quad (37)$$

and the enhancement of $\Gamma_q(E)$ over $\Gamma_{\text{DH}}(E) \equiv \Gamma_{q \rightarrow 1}(E)$ by

$$\begin{aligned} f_{q,\text{DH}}(E) &= \frac{\Gamma_q(E)}{\Gamma_{\text{DH}}(E)} \\ &= \exp \left[-2\pi \eta(E) \left(\tau_q(E) - \tau_{q \rightarrow 1}(E) \right) \right] \end{aligned} \quad (38)$$

It is evident from Figure 2 and from Table 1 that important enhancement over the DH potential comes from the energy range $E \simeq 2 \cdot 10^{-4} D \div D$, with a maximum at about $E \simeq D/15$. The most effective burning energy is at $E_0 = (E_G (kT)^2/4)^{2/3}$, where E_G is the Gamow energy.

The first example concerns the p - p fusion in solar core. At the mass center energies above $E_0 = 5.9 \cdot 10^{-3} \text{ MeV}$, U_q can be taken constant and equal to $D = 0.7 \cdot 10^{-4} \text{ MeV}$. The factor $f_{q,c}(E)$ is of the order of few percent above unity at high energies, for ions with energy above E_0 and belonging to the distribution tail and having fusion probability greater than those belonging to the head of distribution.

TABLE 2
PENETRATION FACTORS FOR $^{12}\text{C} - ^{12}\text{C}$ IN LABORATORY EXPERIMENTS WITH GRAPHITE TARGET.

E (MeV)	$\Gamma_{\text{C}}(E)$	$\Gamma_{\text{DH}}(E)$	$\Gamma_{q=0.50}(E)$	$\Gamma_{q=0.99}(E)$
0.0059	$8.16 \cdot 10^{-494}$	$2.16 \cdot 10^{-349}$	$5.20 \cdot 10^{-285}$	$1.75 \cdot 10^{-303}$
0.0590	$1.18 \cdot 10^{-156}$	$2.13 \cdot 10^{-149}$	$9.70 \cdot 10^{-141}$	$2.16 \cdot 10^{-141}$
0.5900	$4.91 \cdot 10^{-50}$	$8.63 \cdot 10^{-50}$	$2.00 \cdot 10^{-49}$	$1.97 \cdot 10^{-49}$
2.2000	$2.92 \cdot 10^{-26}$	$3.16 \cdot 10^{-26}$	$3.56 \cdot 10^{-26}$	$3.16 \cdot 10^{-26}$

However, at these high energies $f_{q,\text{DH}}(E)$ is practically equal to 1 also with $q \ll 1$. Therefore, the rate is not modified significantly respect to the standard value. At energies below E_0 the enhancement is not negligible and U_q , which depends on E , goes to $(1-q)D$ as $E \rightarrow 0$. We have, for instance, $f_{q,\text{DH}}(E = D) = 1.12$ and $f_{q,\text{DH}}(E = 0.1D) = 1.65$, when $q = 0.5$. However, protons with these energies have a very small probability to fuse and the rate in conclusion cannot change respect to the standard evaluation more than few percent, as also required by luminosity constraints.

The above discussion is valid for all the other reactions of the hydrogen burning cycle, the effective burning energy being in the range $E_0 \simeq 15 \div 30 \text{ KeV}$ with $D < E_0$.

Among the reactions of CNO cycle we consider $^{14}\text{N}(\text{p}, \gamma)^{15}\text{O}$. The astrophysical factor recently measured (Runkle et al. 2005; Imbriani et al. 2005) has important consequences in the evolution of stars, estimation of age of globular clusters and of course in the evaluation of CNO neutrino flux (Liolios 2000; Degl'Innocenti et al. 2004). At solar core conditions, we have that in the high energy region $U_q = D \ll E_0 = 27.0 \text{ KeV}$, therefore $\Gamma_q(E) \approx \Gamma_{\text{DH}}(E)$. At low energy $U_q \rightarrow (1-q)D$ and for $E = D/15 = 0.04 \text{ MeV}$ we obtain $\Gamma_q(E) = 2.63 \cdot 10^{-4}$ with $f_{q,\text{DH}}(E) = 3.33$ at $E = 0.047 \text{ MeV}$ and $q = 0.5$. Of course, $f_{q,\text{DH}}(E) \rightarrow 1$ in the $q \rightarrow 1$ limit as we can expect in laboratory experiments.

Fusion reactions, like $^7\text{Li}(\text{p}, \alpha)\alpha$ and $^6\text{Li}(\text{d}, \alpha)\alpha$ are of particular interest for their implications in astrophysics. Experimental measurements in laboratory of the screening potential (Engstler et al. 1992; Pizzone et al. 2003) have indicated a value of $350 \div 400 \text{ eV}$, greater than the adiabatic theoretical one of 186 eV . We should evaluate D at the experimental conditions of target temperature and density. The quantity U_q is a fraction of D , decreasing to $(1-q)D$ and not to zero as in the standard DH approach. Assuming $q = 0.5$ we need $D = 800 \text{ eV}$ to obtain $U_q \simeq 400 \text{ eV}$. Unfortunately, we do not know the correct target temperature and density to calculate D . This difficulty is a motivation to consider questionable the application of this approach to laboratory experiments.

We consider now the important non resonant reaction $^{12}\text{C}(\alpha, \gamma)^{16}\text{O}$ at a temperature of $kT = 17.2 \text{ KeV}$ and density $\rho = 10^{3.5} \text{ gr/cm}^3$ (as in the core plasma of helium burning red giant stars) with a mass fraction $X(\text{He}) = 1/2$ and $X(\text{C}) = 1/2$. We have $D = 0.573 \text{ KeV}$. With $q = 0.5$, U_q goes from about $U_q = 0.286 \text{ KeV}$ at very low energy to $U_q = 0.496 \text{ KeV}$ at $E = D$ and to $U_q \simeq D$ at high energy. The greatest value of $f_{q,\text{DH}}(E)$ is at $E \approx 4 \cdot 10^{-2} \text{ KeV}$. At such

TABLE 3
PENETRATION FACTORS FOR $^{12}\text{C} - ^{12}\text{C}$ FUSION IN MASSIVE STARS.

E (MeV)	$\Gamma_{q=0.25}(E)$	$\Gamma_{q=0.99}(E)$
0.0059	$1.89 \cdot 10^{-43}$	$3.07 \cdot 10^{-82}$
0.0590	$7.50 \cdot 10^{-41}$	$2.42 \cdot 10^{-54}$
0.5900	$2.19 \cdot 10^{-31}$	$1.08 \cdot 10^{-33}$
2.2000	$6.64 \cdot 10^{-22}$	$2.62 \cdot 10^{-22}$

low energy the screening factor $f_{q,\text{DH}}(E) \approx 10^{55}$, the Coulomb penetration factor being practically zero and $\Gamma_{\text{DH}}(E) \approx 10^{-458}$.

Next we consider the example of $^{12}\text{C} - ^{12}\text{C}$ fusion in laboratory experiments and in massive stars (in the classical thermonuclear regime, without considering, for simplicity's sake, effects due to the presence of resonances and degeneration (Cussons et al. 2002; Itoh et al. 2003; Ferro 2004)). In the experimental study of $^{12}\text{C} - ^{12}\text{C}$ fusion near the Gamow energy, the target temperature is $kT \simeq 6 \cdot 10^{-8} \text{ MeV}$ and the graphite density is $\rho \sim 1.7 \text{ gr/cm}^3$ (Spillane et al. 2007), therefore we have approximately $R_{\text{DH}} \simeq 0.31 \cdot 10^4 \text{ fm}$ and $D \simeq 0.0168 \text{ MeV}$. From (Assenbaum et al. 1987) we have $U_e = 5900 \text{ eV}$, $R_a = 0.88 \cdot 10^4 \text{ fm}$, $\Gamma_{\text{C}}(E) = \exp(-87.21/\sqrt{E})$ and $\Gamma_{\text{DH}}(E) = \exp(-87.21/\sqrt{E + U_e})$. We assume $q = 0.5$ representing an average deformation of electron distribution. While U_e is fixed, U_q depends on energy E . Ratios $\Gamma_{\text{DH}}(E)/\Gamma_{\text{C}}(E)$ coincide with those of Ref. (Spillane et al. 2007). In Table 2 we report the values of $\Gamma_{\text{C}}(E)$, $\Gamma_{\text{DH}}(E)$, $\Gamma_{q=0.50}(E)$ and $\Gamma_{q=0.99}(E)$. Our value $\Gamma_{q \rightarrow 1}(E)$ differs from $\Gamma_{\text{DH}}(E)$ because the first factor is calculated using $U_{q \rightarrow 1}(E)$ and the second using U_e fixed. In massive stars (Gasques et al. 2005), the strong screening effect in a dense plasma can be simulated by assuming $q = 0.25$, a value that represents a large electron deformation. At $kT = 30 \cdot 10^{-3} \text{ MeV}$ and $\rho \simeq 10^9 \text{ gr/cm}^3$, we have $R_{\text{DH}} \simeq 0.5 \cdot 10^2 \text{ fm}$ and $D \simeq 1.04 \text{ MeV}$. Enhancement of $\Gamma_{q=0.25}(E)$ over $\Gamma_{q=0.99}(E)$ is very evident; at $E = 2.2 \text{ MeV}$ enhancement is given by a factor of about 2.5. In Table 3 we report, at several energies, $\Gamma_{q=0.25}(E)$ and $\Gamma_{q=0.99}(E)$.

Finally, in Ia supernova environmental conditions give $kT = 5 \cdot 10^{-3} \text{ MeV}$, central density $\rho = 3 \cdot 10^9 \text{ gr/cm}^3$ and $X(\text{C}) = 1/3$. Therefore, $D = 1.5 \text{ MeV}$, the greatest deviation is at $E = 0.1 \text{ MeV}$ and consequently we have at this energy $\Gamma_{\text{C}} = 7.9 \cdot 10^{-125}$, $\Gamma_{\text{DH}} = 6.5 \cdot 10^{-78}$ and $\Gamma_{q=0.5} = 4.5 \cdot 10^{-73}$ with $f_{q,\text{DH}} = 6.9 \cdot 10^4$. Of course, in all above examples q is an arbitrary param-

eter whose value should be determined a priori. Rates of fusion reactions will be evaluated using the parametric expression of $U_q(E)$ given in Eq. (35).

5. CONCLUSIONS

We have shown that in those systems where in the space coordinates stationary electron distributions deviate from the standard exponential one, the shielded electrostatic Coulomb potential is modified with respect to the standard DH potential derived using linear conditions and constraints. We used two different approaches that produced the same results. One consists of associating a Poisson equation having an unknown electron density distribution with a Bernoulli equation for quantity $rV_q(r)$ whose solution is asymptotically a power law. This result can also be obtained, and justified, by means of the super-statistics approach recently developed within generalized statistical mechanics by considering $1/R_{\text{DH}}$, the inverse DH radius, as a fluctuating intensive parameter with relative variance ω and parameter q given by relation $q = 1 + \omega$, that characterizes the fluctuation.

The q -modified DH potential has asymptotic power law behavior and we have discussed its meaning for the case $q < 1$ which holds when the electrostatic potential has a depleted and cut tail. Fluctuation of the inverse DH radius may be due to temperature and density fluctuation of the electrons surrounding the reacting nuclei in astrophysical plasmas.

Exact evaluation of the penetration factor has to be carried out numerically. However, in the case of small deformations, one could calculate $\Gamma(E)$ as the pure Coulomb penetration factor $\Gamma_c(E)$ times a correction that may sensibly differ from the standard DH correction.

We have reported detailed plots and numerical tables of several useful quantities that allow evaluation of the

penetration factor and the reaction rates which, being weighted integrals, depend sensibly on the behavior of the penetration factor as a function of E .

Penetration factor $\Gamma_q(E)$ can be given as the pure Coulomb penetration factor at an equivalent energy $E + U_q$. Energy U_q is not a constant and can be evaluated only numerically. We have given a useful fit of it. U_q is a function of energy D , characteristic of reacting nuclei, their density and fusion temperature, the constant of proportionality depending on q and varying with D/E . U_q is proportional to $1/\sqrt{kT}$ and to \sqrt{n} as observed experimentally in fusion reactions in metal matrices. The complete and correct expression of the penetration factor or of U_q or $1 - \tau_q$ reported in the paper are necessary to evaluate the fusion rates at any energy. In fact, a possible deformed ion distribution together with an electron deformed distribution may sensibly affect the values of the rates. In the evaluations of the rates of fusion reactions, such as in the examples of $p - p$, $^{14}\text{N}(p, \gamma)^{15}\text{O}$, $^7\text{Li}(p, \alpha)\alpha$ and $^6\text{Li}(d, \alpha)\alpha$, $^{12}\text{C}(\alpha, \gamma)^{16}\text{O}$ and $^{12}\text{C} - ^{12}\text{C}$ fusion, mentioned in the previous paragraph, important enhancements may occur, in addition to possible enhancements or decrements due to non-Maxwellian energy-momentum ion distributions, if the electron clouds surrounding the reacting nuclei are spatially modified by an assumed $q < 1$ distribution. Specific applications of our approach are in progress; they are comprehensive of discussion of the recent experimental results of the LUNA collaboration (Spillane et al. 2007; Imbriani et al. 2005; Gyurky 2007) to derive astrophysical factors at stellar energy range and will be the argument of a further work. We are confident that our approach and numerical tables shown here will be used to study astrophysical process where temperature and density fluctuations cannot be neglected to evaluate DH shielding effect on reaction rates.

REFERENCES

- Assenbaum, H. J., Langanke, K., & Rolfs, C. 1987, *Z. Phys. A*, 327, 461
- Bahcall, J., Chen, X., & Kamionkowski, M. 1998, *Phys. Rev. C*, 57, 2756
- Beck, C. 2001, *Phys. Rev. Lett.*, 87, 180601
- Beck, C. 2004, *Continuum Mech. Thermodyn.*, 16, 293
- Bellán, P. M. 2006 *Foundations of Plasma Physics* (Cambridge University Press, Cambridge)
- Bracci, L., Fiorentini, G., Melezhik, V. S., Mezzorani, G., & Quarati, P. 1990, *Nucl. Phys. A*, 513, 316
- Bryant, D. A. 1996, *J. Plasma Phys.*, 56, 87
- Burlaga, L.F., Viñas, A.F., Ness, N.F., & Acuña, M.H. 2006, *ApJ*, 644, L83
- Carraro, C., Schafer, A., & Koonin, S. E. 1988, *ApJ*, 331, 565
- Castellani, V., Degl'Innocenti, S., Fiorentini, G., Lissia, M., & Ricci, B., 1997, *Phys. Rep.*, 281, 309
- Chevallier, L. 2006, *Thermalisation of electrons in a stellar atmosphere*, arXiv:astro-ph/0601459v2
- Chitanvis, S. M., *ApJ*, 654, 693
- Collins II, G.W. 1989, *The fundamentals of stellar astrophysics* (Freeman, New York)
- Coraddu, M., Lissia, M., Mezzorani, G., Petrushevich, Yu. V., Quarati, P., & Starostin, A. N. 2004, *Physica A*, 340, 490
- Coraddu, M., Mezzorani, G., Petrushevich, Yu. V., Quarati, P., & Starostin, A. N. 2004, *Physica A*, 340, 496
- Coraddu, M., Lissia, M., Mezzorani, G., & Quarati, P. 2006, *Eur. J. Phys. B*, 50, 11
- Cravens, T. E. 1997, *Physics of Solar System Plasmas* (Cambridge University Press, Cambridge)
- Cussons, R., Langanke, K., & Liolios, T. 2002, *Eur. Phys. J. A*, 15, 291
- Degl'Innocenti, S., et al. 2004, *Phys. Lett. B*, 590, 13
- Engstler, S., et al. 1992, *Zeit. Phys. A*, 342, 471
- Ferro, F., Lavagno, A., & Quarati, P. 2004, *Eur. Phys. J. A*, 21, 529
- Ferro, F., & Quarati, P. 2005, *Phys. Rev. E*, 71, 026408
- Gasques, L. R., et al. 2005, *Phys. Rev. C*, 72, 025806
- Gruzinov, A. V., & Bahcall, J. 1998, *ApJ*, 504, 996
- Gyurky, Gy., et al. 2007, $^3\text{He}(\alpha, \gamma)^7\text{Be}$ cross section at low energies, arXiv:nucl-ex/0702003
- Ichimaru, S. 1993, *Rev. Mod. Phys.*, 65, 255
- Imbriani, G., et al. 2005, *Eur. Phys. J. A*, 25, 455
- Itoh, N., Tomizawa, N., Wanajo, S., & Nozawa, S. 2003, *ApJ*, 586, 1436
- Johnson, C. W., Kolbe, E., Koonin, S. E., & Langanke, K. 1992, *ApJ*, 392, 320
- Kim, C. -G., & Jung, Y. -D. 2004, *Plasma Phys. Contr. Fusion*, 46, 1493
- Kim, Y. E., & Zubarev, A. L. 2006, *Japanese J. Appl. Phys.*, 45, L552
- Leubner, M. P. 2004, *ApJ*, 604, 469
- Leubner, M. P. 2005, *ApJ*, 632, L1
- Leubner, M.P., & Vörös, Z. 2005, *ApJ*, 618, 547
- Liolios, T. E. 2000, *Phys. Rev. C*, 61, 055802
- Lissia, M., & Quarati, P. 2005, *Europhysics News*, 36, 211
- Maero, G., Quarati, P., & Ferro, F. 2006, *Eur. Phys. J. B*, 50, 23
- Opher, M., & Opher, R. 2000, *ApJ*, 535, 473

- Oxenius, J. 1986, Kinetic Theory of Particles and Photons, Theoretical foundations of non LTE Plasma Spectroscopy (Sprinter Verlag, Berlin)
- Peyraud-Cuenca, N. 1992, A&A, 261, 633
- Pizzone, R. G., et al. 2003, A&A, 398, 423
- Raiola, F., et al. 2004, Eur. Phys. J. A, 19, 283
- Ricci, B., Degl'Innocenti, S., & Fiorentini, G. 1995, Phys. Rev. C, 52, 1095
- Rolfs, C.E., & Rodney, W.S. 2005, Cauldrons in the Cosmos: Nuclear Astrophysics (University of Chicago Press)
- Rubab, N., & Murtaza, G. 2006, Phys. Scr, 74, 145
- Runkle, R. C., et al. 2005, Phys. Rev. Lett., 94, 082503
- Salpeter, E. E. 1953, Australian J. Phys., 7, 373
- Salpeter, E. E., & Van Horn, H. M. 1969, ApJ, 155, 183
- Shaviv, G. 2004, Prog. Theor. Phys. Suppl., 154, 293
- Shaviv, G., & Shaviv, N. J. 2000, ApJ, 529, 1054
- Shaviv, G., & Shaviv, N. J. 2001, ApJ, 558, 925
- Shaviv, G., & Shaviv, N. J. 2002, AIP Conf. Proceed., 637, 150
- Shoppa, T.D., Koonin, S.E., Langanke, K., & Seki, R. 1993, Phys. Rev. C, 48, 837
- Spillane, T., et al. 2007, Study of the $^{12}\text{C} - ^{12}\text{C}$ fusion reactions near the Gamow energy, arXiv:nucl-ex/0702023
- Strieder, F., Rolfs, C., Spitaleri, C., & Corvisiero, P. 2001, Naturwissenschaften, 88, 461
- Treuman, R. A., Jaroschek, C. H., & Scholer, M. 2004, Phys. Plasmas, 11, 1317
- Tsallis, C. 1988, J. Stat. Phys., 52, 479
- Tsallis, C., & Borges, E.P. 2003, Nonextensive statistical mechanics - Applications to nuclear and high energy physics, Proceedings of the Xth International Workshop on Multiparticle Production - Correlations and Fluctuations in QCD, Antoniou N., ed. (World Scientific, Singapore); arXiv:cond-mat/0301521
- Wilk, G., & Włodarczyk, Z. 2001, Chaos, Solitons and Fractals, 13, 581
- Wilk, G., & Włodarczyk, Z. 2006, Fluctuations, correlations and non-extensivity, arXiv:hep-ph/0610292v3