

# Bit-Interleaved Coded Multiple Beamforming with Imperfect CSIT

Ersin Sengul and Ender Ayanoglu

Center for Pervasive Communications and Computing  
Department of Electrical Engineering and Computer Science  
University of California, Irvine, 92697-2625  
Email: esengul@uci.edu, ayanoglu@uci.edu

**Abstract**—This paper addresses the performance of bit-interleaved coded multiple beamforming (BICMB) with imperfect knowledge of beamforming vectors. Various wireless standards become equivalent to BICMB when they are operated in beamforming mode. In BICMB, the invariance of the precoding matrix under an arbitrary unitary transform widely studied in the literature is not applicable. On the other hand, the optimum precoder and detector are not unique because of invariance under a *diagonal* unitary transform. We propose an optimal Euclidean distortion measure and a new linear detector. In addition, a new codebook design is proposed via the generalized Lloyd algorithm based on the new distortion measure. We provide simulation results demonstrating the performance improvement achieved with the proposed distortion measure and the linear detector.

## I. INTRODUCTION

It is well-known that multiple-input multiple-output (MIMO) systems enhance the throughput of wireless systems, with an increase in reliability and spectral efficiency [1], [2], [3]. While the advantages of MIMO architectures are attainable when only the receiver side knows the channel, the potential gains can be further improved when the transmitter also has information about the conditions of the channel, which is known as channel state information at the transmitter (CSIT). CSIT can be used to improve diversity order or array gain of a MIMO wireless system. Throughout the paper, *single beamforming* and *multiple beamforming* refer to single- and multi-stream precoding, respectively [4], [5].

Precoders based on perfect CSIT are designed in [6], [7], [8] for many different design criteria. Almost all of the designs include the channel eigenvectors which are obtained through the singular value decomposition (SVD) of the channel. Recently, limited CSIT feedback techniques have been introduced to achieve a performance close to the perfect CSIT case. In these, a codebook of precoding matrices is known both at the transmitter and receiver and the receiver selects the precoding matrix that satisfies a desired criterion and only the index of the precoding matrix is sent back to the transmitter. Initial work on limited feedback systems concentrated on single beamforming where a single symbol is transmitted along a quantized version of the optimal beamforming direction. Authors of [9] analyzed single beamforming in a multi-input single-output (MISO) setting where they designed codebooks via the generalized Lloyd algorithm. The relationship between

codebook design for quantized single beamforming and Grassmannian line packing was observed in [10], [11] for i.i.d. Rayleigh fading channels. This connection enabled the authors in [10], [11], to leverage the work already carried out for optimal line packing in the mathematics literature. Authors in [12] proposed a systematic way of designing good codebooks for single beamforming inspired from [13]. Rate-distortion theory tools were used in [14] to analyze single beamforming performance when the generalized Lloyd algorithm is used. Random vector quantization (RVQ) technique, where a random codebook is generated for each channel realization, was used to analyze single beamforming in an asymptotic scenario [15]. Later, results were generalized to multiple beamforming [16], [17], [18]. The results in [17] showed that there is a relation between codebook design for multiple beamforming and Grassmannian subspace packing. However the results in [17] are specific to uncoded multiple beamforming. Adaptive modulation techniques may be used for increasing diversity orders lost due to quantization requiring increased complexity and feedback [19], [20], [21].

It has been shown [22] that it is possible to achieve full spatial diversity of  $NM$  independent of the number of streams  $1 \leq S \leq \min(N, M)$  transmitted over quasi-static Rayleigh flat fading channels. This system is known as bit-interleaved coded multiple beamforming (BICMB). Design criteria for the interleaver and the convolutional encoder which guarantee full diversity and full spatial multiplexing is provided in [22]. Prior to [22], bit-interleaved coded modulation (BICM) [23], [24] was employed in single- and multi-antenna systems without utilizing CSIT [25], [26], [27], [28]. In general, BICMB requires perfect knowledge of only channel eigenvectors at the transmitter, i.e., does not need the channel gains (eigenvalues) at the transmitter. It has linear detection complexity and needs a simple soft-input Viterbi decoder. It also achieves full diversity without any adaptation for the number of streams. This is especially important for scenarios where high data rates are required (i.e., large number of streams) and adaptive modulation may not be applicable even with the knowledge of channel eigenvalues at the transmitter.

In this paper, the goal is to design a limited feedback scheme for BICMB. We first deal with codeword selection criterion assuming that there is already a given codebook. We provide an optimal Euclidean distortion measure for the selection of

the best precoder from the codebook due to the non-uniqueness property of singular value decomposition (SVD) [29]. We analyze the performance of the proposed distortion measure for different receiver structures through simulations, such as zero-forcing (ZF) and minimum mean square error (MMSE). We also provide a new linear detector which is also due to the non-uniqueness of the SVD and performs significantly better than ZF and MMSE detectors when larger number of feedback bits are available. For comparison purposes, we first use a randomly generated codebook. Next, we utilize the generalized Lloyd's algorithm [30] to design better codebooks.

## II. SYSTEM MODEL

In the limited feedback context, authors of [17] showed that for both ZF or MMSE receiver, the optimal precoder is in the form of  $\mathbf{V}\mathbf{Q}$ , where  $\mathbf{V}$  is the channel right singular matrix and  $\mathbf{Q}$  is any unitary matrix. This characterization enabled authors to see the direct relation between codebook design for multiple beamforming and Grassmannian subspace packing. However, as we will show, in our system, multiplication of the channel right singular matrix  $\mathbf{V}$  with a general unitary matrix  $\mathbf{Q}$ , and employing  $\mathbf{V}\mathbf{Q}$  as the precoding matrix causes performance degradation. A new selection criterion and codebook design procedure is needed to establish a limited feedback module for the BICMB system.

As in BICMB, the output bits of a binary convolutional encoder are interleaved and then mapped over a signal set  $\chi \subseteq \mathbb{C}$  of size  $|\chi| = 2^m$  with a binary labeling map  $\mu : \{0, 1\}^m \rightarrow \chi$ . We use the same interleaver that was previously designed in [22] to achieve full spatial multiplexing and full diversity. Gray encoding is used to map the bits onto symbols. During transmission, the code sequence  $\underline{c}$  is interleaved by  $\pi$ , and then mapped onto the signal sequence  $\underline{x} \in \chi$ .

Let  $\mathbf{H}$  denote the quasi-static, flat fading  $M \times N$  MIMO channel, where  $M$  and  $N$  are the number of receive and transmit antennas, respectively. Assuming perfect timing, synchronization and sampling, the system input-output relation between transmitted and received baseband complex symbols can be written as

$$\mathbf{y} = \mathbf{H}\mathbf{x} + \mathbf{n} \quad (1)$$

where  $\mathbf{x}$  is an  $N \times 1$  vector of symbols to be transmitted and  $\mathbf{n}$  is an  $M \times 1$  additive white Gaussian noise vector whose elements have zero-mean and variance  $N_0 = N/SNR$ . Note that, the total power transmitted is scaled as  $N$ . The channel matrix elements are modeled as i.i.d. zero-mean, unit-variance complex Gaussian random variables. Consequently, the received average signal-to-noise ratio is  $SNR$ .

In this paper, we assume that the transmitter employs multiple beamforming prior to the transmission of the complex baseband symbols. When  $S$  symbols are transmitted at the same time, (1) can be expressed as

$$\mathbf{y} = \mathbf{H}\mathbf{V}_L\mathbf{x} + \mathbf{n} \quad (2)$$

where  $\mathbf{V}_L$  is an  $N \times S$  precoding matrix, which is dependent on the instantaneous channel realization. We assume that

the receiver selects a precoder matrix from a finite set of beamforming matrices and sends the index of the selected precoder through an error-free feedback link without any delay. Precoded symbols are transmitted over the channel and at the receiver a linear equalizer is used as a detector prior to the Viterbi decoder. Our aim is to investigate the effects of imperfect CSIT on the BICMB system compared to the perfect CSIT scenario and therefore, we concentrate on a linear detector followed by soft input non-iterative Viterbi decoder as in [22]. In other words, we are interested in the independent detection for each stream to keep the complexity same as the perfect CSIT case. Nonlinear detectors or iterative decoding techniques are beyond the scope of this paper.

The bit interleaver of BICMB can be modeled as  $\pi : k' \rightarrow (k, s, i)$  where  $k'$  denotes the original ordering of the coded bits  $c_{k'}$ ,  $k$  denotes the time ordering of the signals  $x_{k,s}$  transmitted,  $s$  denotes the subchannel used to transmit  $x_{k,s}$ , and  $i$  indicates the position of the bit  $c_{k'}$  on the symbol  $x_{k,s}$ . Let  $\chi_b^i$  denote the subset of all signals  $x \in \chi$  whose label has the value  $b \in \{0, 1\}$  in position  $i$ . The bit metrics, i.e.,  $\gamma^i(y_{k,s}, c_{k'})$ , are dependent on the receiver structure and will be revisited in Section III-D. The Viterbi decoder at the receiver can make decisions according to the rule

$$\hat{\underline{c}} = \arg \min_{\underline{c} \in \mathcal{C}} \sum_{k'} \gamma^i(y_{k,s}, c_{k'}). \quad (3)$$

## III. BIT-INTERLEAVED CODED MULTIPLE BEAMFORMING

### A. Background on SVD

The work in this paper depends on the fact that SVD has an invariance property under diagonal unitary transformation. We provide a formal description of this fact below [29].

*Theorem 1:* If  $\mathbf{H} \in \mathbb{C}^{M \times N}$  has rank  $k$ , then it may be written in the form  $\mathbf{H} = \mathbf{U}\mathbf{\Sigma}\mathbf{V}^H$ , where  $\mathbf{U}$  and  $\mathbf{V}$  are unitary matrices whose columns are the left and right singular vectors of  $\mathbf{H}$ . The matrix  $\mathbf{\Sigma} = [\sigma_{ij}] \in \mathbb{R}^{M \times N}$  has  $\sigma_{ij} = 0$  for all  $i \neq j$ , and  $\sigma_{11} \geq \dots \geq \sigma_{kk} > 0$ , and  $\sigma_{k+1,k+1} = \dots = \sigma_{qq} = 0$ , where  $q = \min(N, M)$ . The numbers  $\sigma_{ii} \equiv \sigma_i, i = 1, 2, \dots, q$  are the nonnegative square roots of the eigenvalues of  $\mathbf{H}\mathbf{H}^H$ , and hence are uniquely determined. If  $N \leq M$  and if  $\mathbf{H}^H\mathbf{H}$  has distinct eigenvalues, then  $\mathbf{V}$  is determined up to a right diagonal unitary matrix  $\mathbf{D} = \text{diag}(e^{j\theta_1}, e^{j\theta_2}, \dots, e^{j\theta_N})$  with all  $\theta_i \in [0, 2\pi)$ ; that is, if  $\mathbf{H} = \mathbf{U}_1\mathbf{\Sigma}\mathbf{V}_1^H = \mathbf{U}_2\mathbf{\Sigma}\mathbf{V}_2^H$ , then  $\mathbf{V}_2 = \mathbf{V}_1\mathbf{D}$ .

*Proof:* See [29]. ■

The conditions of the theorem above hold for the system in this paper, and therefore there are infinitely many right singular matrices for a given channel realization. Note that when  $S \leq q$  streams are transmitted the first  $S$  columns of  $\mathbf{V}$ , i.e.,  $\bar{\mathbf{V}}$ , is employed. Therefore, if  $\mathbf{H} = \mathbf{U}_1\mathbf{\Sigma}\mathbf{V}_1^H = \mathbf{U}_2\mathbf{\Sigma}\mathbf{V}_2^H$ , then  $\bar{\mathbf{V}}_2 = \bar{\mathbf{V}}_1\mathbf{D}$  and  $\bar{\mathbf{U}}_2 = \bar{\mathbf{U}}_1\mathbf{D}$ , where  $\mathbf{D}$  is any  $S \times S$  diagonal unitary matrix.

### B. Selection Criteria

In this section, we assume that there exists a codebook and we wish to find a criterion to choose the best approximation to  $\mathbf{V}$  from the codebook  $\mathbb{V} = \{\hat{\mathbf{V}}_i\}_{i=1}^C$ , where  $C$  is the

codebook size. One could potentially use the well-known Euclidean metric, however the property described in Theorem 1 complicates the problem.

*Selection Criterion - Euclidean (SC-E) :* The receiver selects  $\mathbf{V}_L$  such that

$$\mathbf{V}_L = \arg \min_{\hat{\mathbf{V}}_i \in \mathbb{V}} \|\mathbf{V} - \hat{\mathbf{V}}_i\|_F^2. \quad (4)$$

This selection criterion aims to find the codebook element closest to the optimal beamforming matrix  $\mathbf{V}$ .

However, the property in Theorem 1 makes straightforward application of (4) nonpractical. Assume that an application of SVD for a given instantiation of the  $\mathbf{H}$  matrix yields a  $\mathbf{V}$  matrix. Assume that when  $\mathbf{V}$  is multiplied by all diagonal unitary matrices  $\mathbf{D}$ , one gets the set  $\mathbb{S}_{\mathbf{V}}$ . It should be clear that the closest member of  $\mathbb{V}$  to  $\mathbf{V}$  is not necessarily the closest member of  $\mathbb{V}$  to  $\mathbb{S}_{\mathbf{V}}$ . As a result, one needs to modify (4) such that the minimum distance between two sets  $\mathbb{V}$  and  $\mathbb{S}_{\mathbf{V}}$  can be calculated. A way to accomplish this is

$$\mathbf{V}_L = \arg \min_{\hat{\mathbf{V}}_i \in \mathbb{V}, \mathbf{D} \in \mathbb{D}} \|\mathbf{V}\mathbf{D} - \hat{\mathbf{V}}_i\|_F^2 \quad (5)$$

where  $\mathbb{D}$  stands for the set of all *diagonal unitary* matrices.

*Proposition 1:* The minimization in (5) is equivalent to the following minimization problem

$$\mathbf{V}_L = \arg \min_{\hat{\mathbf{V}}_i \in \mathbb{V}} d(\hat{\mathbf{V}}_i, \mathbf{V}) = \arg \min_{\hat{\mathbf{V}}_i \in \mathbb{V}} \|\mathbf{V}\mathbf{D}^{opt} - \hat{\mathbf{V}}_i\|_F^2. \quad (6)$$

The  $k^{th}$  diagonal element of  $\mathbf{D}^{opt}$  is given as

$$\theta_k^{opt} = -\phi_k \quad k = 1, 2, \dots, S \quad (7)$$

where  $0 \leq \phi_k < 2\pi$  is the phase of  $\hat{\mathbf{v}}_{ik}^H \mathbf{v}_k$ . The vectors  $\hat{\mathbf{v}}_{ik}$  and  $\mathbf{v}_k$  correspond to the  $k^{th}$  column of  $\hat{\mathbf{V}}_i$  and  $\mathbf{V}$ , respectively.

*Proof:* Without loss of generality, let  $N \leq M$  and  $S = N$  streams be used. For the other cases, the matrices are replaced by their first  $S$  columns. The term to be minimized in (5) can be expressed as

$$\begin{aligned} \|\mathbf{V}\mathbf{D} - \hat{\mathbf{V}}_i\|_F^2 &= 2\text{tr}[\mathbf{I}] - \text{tr}[\hat{\mathbf{V}}_i^H \mathbf{V}\mathbf{D} + (\hat{\mathbf{V}}_i^H \mathbf{V}\mathbf{D})^H] \quad (8) \\ &= 2N - 2\text{tr}[\Re[\hat{\mathbf{V}}_i^H \mathbf{V}\mathbf{D}]] \\ &= 2N - 2\Re\left[\sum_{k=1}^N \hat{\mathbf{v}}_{ik}^H \mathbf{v}_k e^{j\theta_k}\right] \quad (9) \end{aligned}$$

where  $\mathbf{D} = \text{diag}(e^{j\theta_1}, e^{j\theta_2}, \dots, e^{j\theta_N})$ ,  $\hat{\mathbf{v}}_{ik}$  and  $\mathbf{v}_k$  correspond to the  $k^{th}$  column of  $\hat{\mathbf{V}}_i$  and  $\mathbf{V}$ , respectively. Minimizing (8) is equivalent to maximizing the second term in (9). It is easy to see that the optimal value of  $\theta_k$  maximizing the summation in (9) is

$$\theta_k^{opt} = -\phi_k \quad j = 1, 2, \dots, N \quad (10)$$

where  $0 \leq \phi_k < 2\pi$  is the phase of  $\hat{\mathbf{v}}_{ik}^H \mathbf{v}_k$ . ■

Proposition 1 results in the following optimal selection criterion in the Euclidean sense.

*Selection Criterion - Optimal Euclidean (SC-OE) :* The receiver selects  $\mathbf{V}_L$  such that

$$\mathbf{V}_L = \arg \min_{\hat{\mathbf{V}}_i \in \mathbb{V}} \|\mathbf{V}\mathbf{D}^{opt} - \hat{\mathbf{V}}_i\|_F^2. \quad (11)$$

### C. Codebook Design

Our codebook design is based on generalized Lloyd's algorithm for vector quantizer (VQ) design [30]. We will minimize the average distortion

$$J = E \left[ \min_{\hat{\mathbf{V}}_i \in \mathbb{V}} \|\mathbf{V}\mathbf{D}^{opt} - \hat{\mathbf{V}}_i\|_F^2 \right]. \quad (12)$$

We assume that  $B$  bits are reserved for the limited feedback link to quantize the optimal beamforming matrix. In this algorithm, we will begin with an initial codebook of matrices  $\tilde{\mathbf{V}}_0 = \{\tilde{\mathbf{V}}_{0,k}\}_{k=1}^{2^B}$  and iteratively improve it to generate a set of matrices  $\tilde{\mathbf{V}}_m = \{\tilde{\mathbf{V}}_{m,k}\}_{k=1}^{2^B}$  until the algorithm converges. The algorithm can be summarized by the following steps:

1) Generate a large training set of channel matrices,  $\mathbf{H}(n)$  and their corresponding right singular matrices  $\mathbf{V}(n)$ . Let  $\Psi$  be the set of all  $\mathbf{V}(n)$ s.

2) Generate an initial codebook of unitary matrices,  $\tilde{\mathbf{V}}_0 = \{\tilde{\mathbf{V}}_{0,k}\}_{k=1}^{2^B}$ .

3) Set  $m = 1$ .

4) Partition the set of training matrices into  $P = 2^B$  quantization regions where the  $k^{th}$  region is defined as

$$\begin{aligned} \mathbb{X}_k &= \{\mathbf{V} \in \Psi \mid \|\mathbf{V}\mathbf{D}^{opt} - \tilde{\mathbf{V}}_{m-1,k}\|_F^2 \leq \\ &\quad \|\mathbf{V}\mathbf{D}^{opt} - \tilde{\mathbf{V}}_{m-1,l}\|_F^2 \quad \forall k \neq l\} \quad (13) \end{aligned}$$

5) Using the given partitions, construct a new codebook  $\tilde{\mathbf{V}}_m$ , with the  $k^{th}$  beamforming matrix being

$$\tilde{\mathbf{V}}_{m,k} = \arg \min_{\hat{\mathbf{V}}: \hat{\mathbf{V}}^H \hat{\mathbf{V}} = \mathbf{I}} E \left[ \|\mathbf{V}\mathbf{D}^{opt} - \hat{\mathbf{V}}\|_F^2 \mid \mathbf{V} \in \mathbb{X}_k \right]. \quad (14)$$

6) Define

$$J_m = \sum_{i=1}^{2^B} \sum_{n: \mathbf{V}(n) \rightarrow \tilde{\mathbf{V}}_{m,i}} \|\mathbf{V}(n)\mathbf{D}^{opt} - \tilde{\mathbf{V}}_{m,i}\|_F^2. \quad (15)$$

where  $\mathbf{V}(n) \rightarrow \tilde{\mathbf{V}}_{m,i}$  means  $\tilde{\mathbf{V}}_{m,i} = \arg \min_{\hat{\mathbf{V}}_j \in \tilde{\mathbf{V}}_m} d(\hat{\mathbf{V}}_j, \mathbf{V}(n))$ .

If  $(J_{m-1} - J_m)/J_{m-1} > \epsilon$ , set  $m = m+1$  and go back to Step 4. Otherwise, terminate the algorithm and set the codebook  $\mathbb{V} = \tilde{\mathbf{V}}_m$ .

The optimal solution of the optimization problem in (14) gives the optimal centroid for the corresponding region. The distance to be minimized can be rewritten as

$$\|\mathbf{V}\mathbf{D}^{opt} - \hat{\mathbf{V}}_i\|_F^2 = 2N - 2 \sum_{s=1}^N |\hat{\mathbf{v}}_s^H \mathbf{v}_s| \quad (16)$$

where (16) follows by using the optimal  $\theta_k$  previously derived in (10). Therefore the original optimization problem in (14)

can be rewritten as

$$\tilde{\mathbf{V}}_{m,k} = \arg \max_{\hat{\mathbf{V}}: \hat{\mathbf{V}}^H \hat{\mathbf{V}} = \mathbf{I}} E \left[ \sum_{s=1}^N |\hat{\mathbf{v}}_s^H \mathbf{v}_s| \mid \mathbf{V} \in \mathbb{X}_k \right]. \quad (17)$$

The maximization problem above does not have a tractable analytical solution. Next, we will modify the problem to find an approximate analytical solution. Note that the expectation in (17) can be written as the sum of expectation of each term due to the linearity of the expectation operation. We will relax the unitary constraint on  $\hat{\mathbf{V}}$  and replace the constraint with having unit norm columns. In this case, the modified optimization problem is equivalent to finding independent optimal vectors which maximize each expectation in (17). The individual maximization problem becomes

$$\tilde{\mathbf{e}}_{m,k}^{(i)} = \arg \max_{\hat{\mathbf{e}}: \|\hat{\mathbf{e}}\|_2=1} E \left[ |\hat{\mathbf{e}}^H \mathbf{v}_i| \mid \mathbf{v}_i \in \mathbb{X}_k^{(i)} \right] \quad i = 1, 2, \dots, N \quad (18)$$

where  $\mathbb{X}_k^{(i)}$  corresponds to the space of the  $i^{th}$  column of the elements in  $\mathbb{X}_k$ . The optimal solution for (18) is [31]

$$\tilde{\mathbf{e}}_{m,k}^{(i)} = \text{principal eigenvector of } E \left[ \mathbf{v}_i \mathbf{v}_i^H \mid \mathbf{v}_i \in \mathbb{X}_k^{(i)} \right] \quad (19)$$

where the numerical averaging over  $\mathbb{X}_k^{(i)}$  is substituted for expectation during codebook design. Let  $\tilde{\mathbf{E}}_{m,k}$  be the matrix whose columns are found from (19), maximizing the expectation in (18) and approximating the maximization in (17). Note that this matrix is not necessarily unitary, therefore to find the centroid we will utilize Euclidean projection to find the closest unitary matrix as follows

$$\tilde{\mathbf{V}}_{m,k} = \arg \min_{\hat{\mathbf{V}}: \hat{\mathbf{V}}^H \hat{\mathbf{V}} = \mathbf{I}} \|\tilde{\mathbf{E}}_{m,k} - \hat{\mathbf{V}}\|_F^2. \quad (20)$$

The closest unitary matrix can be found in closed form as [29]

$$\tilde{\mathbf{V}}_{m,k} = \tilde{\mathbf{U}} \tilde{\mathbf{W}}^H \quad (21)$$

where  $\tilde{\mathbf{E}}_{m,k} = \tilde{\mathbf{U}} \tilde{\mathbf{\Sigma}} \tilde{\mathbf{W}}^H$ .

The approach explained above to find the centroid in each region reduces to the optimal solution for the single beamforming case. Although it may be suboptimal for the multiple beamforming case, the centroid found from (21) enables the algorithm to have monotonic decrease in the expected distortion given by (12) in each iteration and to converge to a local minimum.

#### D. The Receiver

In the case of perfect knowledge of  $\mathbf{V}$  at the transmitter, the receiver can use the  $\mathbf{U}^H$  matrix to diagonalize the channel, where  $\mathbf{H} = \mathbf{U} \mathbf{\Sigma} \mathbf{V}^H$ . In the case of limited feedback, assuming that the quantized precoder,  $\mathbf{V}_L$ , is close enough to  $\mathbf{V}$ , the  $\mathbf{U}^H$  matrix can still be used as an equalizer [32], [33]. In our system, we could employ the  $\mathbf{U}^H$  matrix as a linear detector if (4) were used as the selection criterion for a given codebook. However, we proposed a better selection criterion in (11) which is needed because of the nonuniqueness property of SVD. The optimized selection criterion aims to quantize

$\mathbf{V} \mathbf{D}^{opt}$  instead of  $\mathbf{V}$ . Each element of the diagonal unitary matrix  $\mathbf{D}^{opt}$  can be found from (10) and it is dependent on the codebook elements and the instantaneous channel realization. From Theorem 1, it is easy to see that there is a unique matching left singular matrix for  $\mathbf{V} \mathbf{D}^{opt}$  when the number of transmitted streams is less than the rank of the channel. The matrix is

$$\mathbf{G} = (\mathbf{U} \mathbf{D}^{opt})^H. \quad (22)$$

In this case, when  $\mathbf{V}_L$  is used as a precoder at the transmitter, the baseband system input-output relation is

$$\mathbf{r} = \mathbf{G} \mathbf{H} \mathbf{V}_L \mathbf{x} + \mathbf{G} \mathbf{n} \quad (23)$$

$$= (\mathbf{D}^{opt})^H \mathbf{\Sigma} \mathbf{V}^H \mathbf{V}_L \mathbf{x} + \mathbf{n}' \quad (24)$$

where in (24)  $\mathbf{H}$  is replaced by its SVD. Note that because  $\mathbf{G}$  is a unitary transformation the noise vectors  $\mathbf{n}'$  and  $\mathbf{n}$  have the same statistics. Then input-output relation for the  $s^{th}$  stream becomes

$$\begin{aligned} r_s &= \lambda_s e^{-j\theta_s^{opt}} \sum_{i=1}^S \mathbf{v}_s^H \mathbf{v}_{L,i} x_i + n'_s \\ &= \lambda_s |\mathbf{v}_s^H \mathbf{v}_{L,s}| x_s + \lambda_s e^{-j\theta_s^{opt}} \sum_{i=1, i \neq s}^S \mathbf{v}_s^H \mathbf{v}_{L,i} x_i + n'_s. \end{aligned} \quad (25)$$

Note that the first term has the desired signal, the second term is interference from other streams, and the third term is noise. The transmitted symbols  $x_i$  are typically from symmetric constellations. Therefore, the mean of  $x_i$  is zero. As discussed previously, we normalize its variance to 1. Due to bit interleaving,  $x_i, i = 1, 2, \dots, N$  are uncorrelated. Although  $x_i$  is uniformly distributed, we will make an assumption of Gaussian distribution for calculating the bit metrics. Using this approximation, for a given channel realization, (26) can be written in a compact form as

$$r_s = \tilde{\lambda}_s x_s + \tilde{n}_s \quad (27)$$

where  $\tilde{\lambda}_s = \lambda_s |\mathbf{v}_s^H \mathbf{v}_{L,s}|$  and  $\tilde{n}_s$  is a zero-mean complex Gaussian random variable with variance  $\tilde{\sigma}_s^2 = \lambda_s^2 \sum_{i=1, i \neq s}^S |\mathbf{v}_s^H \mathbf{v}_{L,i}|^2 + N/SNR$ .

Let  $\chi_b^i$  denote the subset of all signals  $x \in \chi$  whose label has the value  $b \in \{0, 1\}$  in position  $i$ . The bit metrics for (27) are given by [23]

$$\gamma^i(r_{k,s}, c_{k'}) = \min_{x \in \chi_{c_{k'}}^i} \frac{|r_{k,s} - \tilde{\lambda}_s x|^2}{\tilde{\sigma}_s^2}. \quad (28)$$

One can observe that when the limited feedback rate is low, the interference term may dominate the noise term, which may result in poor performance. However, we will show in the next section that the proposed detector outperforms both ZF and MMSE receiver for moderate feedback bits. The bit metrics for ZF and MMSE are calculated as in [34] and [35], respectively.

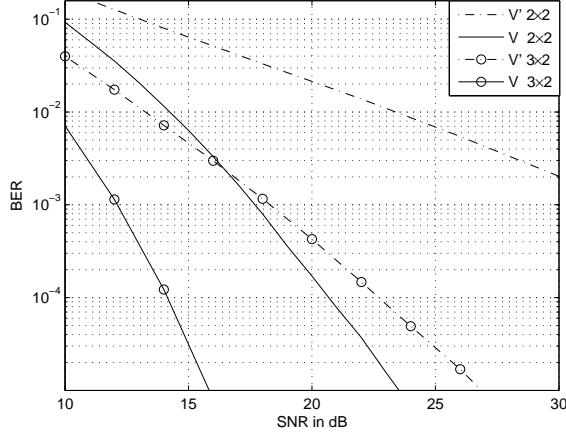


Fig. 1. Results for the  $2 \times 2$  and  $3 \times 2$  system with 2 streams using 16-QAM: The precoding matrix given by SVD  $\mathbf{V}$  vs.  $\mathbf{V}' = \mathbf{V}\mathbf{Q}$  where  $\mathbf{Q}$  is a DFT matrix.

#### IV. SIMULATION RESULTS

In the simulations below, the industry standard 64-state  $1/2$ -rate (133,171)  $d_{free} = 10$  convolutional code is used. As in all similar work, the channel is assumed to be quasi-static and flat fading.

Figure 1 illustrates that in the case of BICMB, the precoder matrix  $\mathbf{V}$  is not invariant under a general unitary matrix transformation. As discussed previously, this invariance results in the Grassmannian codebook design approach studied widely in the literature [16], [17]. Again, as discussed previously, most of the work in the literature is for uncoded systems where invariance under a general unitary matrix transformation follows from the use of optimization criterion such as MSE, minimum SNR, or mutual information. All curves in this figure employ BICMB, while the solid ones employ the  $\mathbf{V}$  matrix given by SVD of  $\mathbf{H}$ , those with broken lines employ  $\mathbf{V}' = \mathbf{V}\mathbf{Q}$  where  $\mathbf{Q}$  is a  $2 \times 2$  DFT matrix, which is unitary. Clearly, BICMB performance is not invariant under a general unitary matrix transformation.

Figure 2 compares (4) and (11) employing two receiver structures: ZF and MMSE. The codebook employed is randomly generated. There is clearly a gain due to (11), and MMSE performs better than ZF. As a result, in the sequel, we will not employ ZF any longer.

In Figure 3 the performance of the MMSE detector is compared with the proposed detector for the  $2 \times 2$  scenario with 2 streams. All curves in the figures use the optimized Euclidean criterion with a randomly generated codebook. The proposed detector, which exploits the nonuniqueness of SVD both at the transmitter and the receiver, outperforms MMSE. When the number of feedback bits is 8 for the  $2 \times 2$  case, it achieves a performance 0.25 dB close to the unquantized system. Although not shown here, in the  $3 \times 2$  scenario, the proposed detector with 8 bit feedback outperforms MMSE with 10-bit feedback.

Figure 4 shows the simulation results in a  $2 \times 2$  system

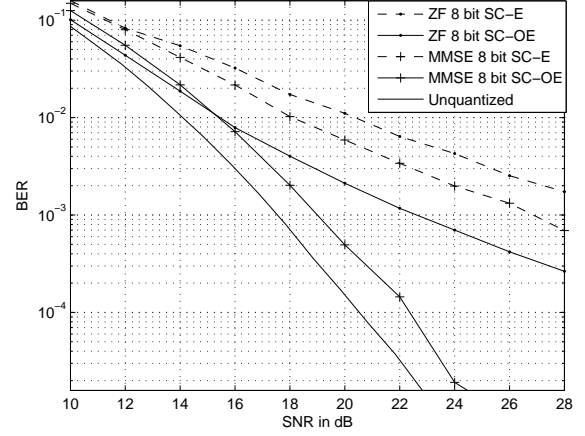


Fig. 2. Results for the  $2 \times 2$  system with 2 streams using 16-QAM: Comparison SC-E (4) and SC-OE (11).

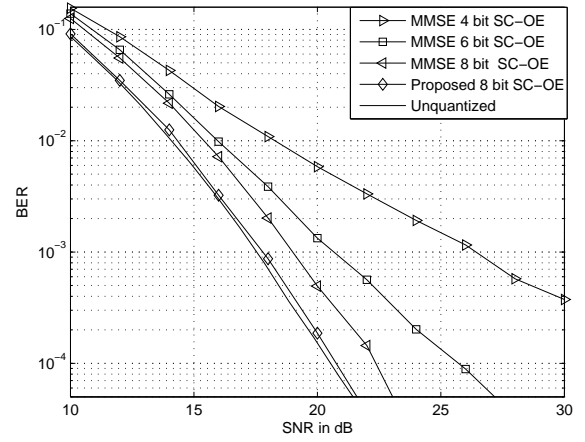


Fig. 3. Results for the  $2 \times 2$  system with 2 streams 16-QAM: Proposed vs. MMSE detector using randomly generated codebook.

for the proposed and MMSE detector when the codebook is designed using the VQ algorithm discussed in Section III-C. All curves use the optimal Euclidean criterion. As seen from the figure, the performance of the randomly generated codebook (RVQ) can be significantly improved. To illustrate, the performance of MMSE with 8-bit RVQ and 6-bit VQ is very close to each other, therefore 2 bit reduction is achieved via the generalized Lloyd algorithm. Proposed detector with 6-bit feedback using the proposed metric and VQ achieves a performance 0.5 dB close to the unquantized case and outperforms the MMSE detector by 1.5 dB.

#### V. CONCLUSION

BICMB, which a number of wireless standards become equivalent to in beamforming mode, is a high-performance and low-complexity broadband wireless system with full spatial multiplexing and full diversity. However, the system requires perfect knowledge of the channel right singular vectors, which

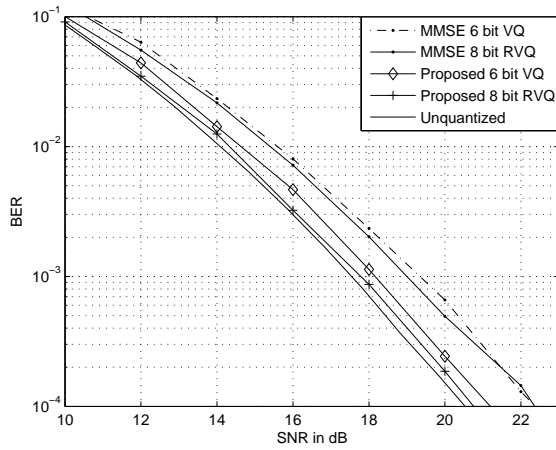


Fig. 4. Results for the  $2 \times 2$  system with 2 streams using 16-QAM: Proposed vs. MMSE detector with RVQ and VQ using SC-OE.

is not practical in a real environment.

This paper addressed the performance of BICMB with limited CSIT feedback using a codebook-based approach. We proposed an optimal Euclidean distortion measure for selecting the best precoder from a given codebook and a new linear detector, needed because of the nonuniqueness of optimal beamforming vectors. A new codebook design is proposed via the generalized Lloyd algorithm based on the new distortion measure. We provided simulation results demonstrating the performance improvement achieved with the proposed distortion measure and the linear detector.

## REFERENCES

- [1] G. Foschini and M. J. Gans, "Layered space-time architecture for wireless communication in a fading environment when using multiple antennas," *Bell Labs Tech. J.*, vol. 1, no. 2, pp. 41–59, 1996.
- [2] —, "On limits of wireless communications in a fading environment when using multiple antennas," *Wireless Personal Communications*, vol. 6, no. 3, pp. 311–335, March 1998.
- [3] G. G. Raleigh and J. M. Cioffi, "Spatio-temporal coding for wireless communications," *IEEE J. Select. Areas Commun.*, vol. 16, no. 3, pp. 357–366, March 1998.
- [4] D. P. Palomar, "A unified framework for communications through MIMO channels," Ph.D. dissertation, Universitat Politècnica de Catalunya, Barcelona, Spain, May 2003.
- [5] E. Sengul, E. Akay, and E. Ayanoglu, "Diversity analysis of single and multiple beamforming," *IEEE Trans. Commun.*, vol. 54, pp. 990–993, June 2006.
- [6] H. Sampath, P. Stoica, and A. Paulraj, "Generalized linear precoder and decoder design for MIMO channels using the weighted MMSE criterion," *IEEE Trans. Commun.*, vol. 49, pp. 2198–2206, Dec. 2001.
- [7] A. Scaglione, P. Stoica, S. Barbarossa, G. Giannakis, and H. Sampath, "Optimal designs for space-time linear precoders and decoders," *IEEE Trans. Signal Processing*, vol. 50, pp. 1051–1064, May 2002.
- [8] D. P. Palomar, J. M. Cioffi, and M. A. Lagunas, "Joint Tx-Rx beamforming design for multicarrier MIMO channels: A unified framework for convex optimization," *IEEE Trans. Signal Processing*, vol. 51, no. 9, pp. 2381–2401, September 2003.
- [9] A. Narula, M. J. Lopez, M. D. Trott, and G. W. Wornell, "Efficient use of side information in multiple-antenna data transmission over fading channels," *IEEE J. Select. Areas Commun.*, vol. 16, no. 8, pp. 1423–1436, October 1998.
- [10] K. Mukkavilli, A. Sabharwal, E. Erkip, and B. Aazhang, "On beamforming with finite rate feedback in multiple-antenna systems," *IEEE Trans. Inform. Theory*, vol. 49, pp. 2562–2579, Oct. 2003.
- [11] D. J. Love, R. W. Heath, and T. Strohmer, "Grassmannian beamforming for multiple-input multiple-output wireless systems," *IEEE Trans. Inform. Theory*, vol. 49, no. 10, pp. 2735–2747, October 2003.
- [12] P. Xia, S. Zhou, and G. Giannakis, "Achieving the Welch bound with difference sets," *IEEE Trans. Inform. Theory*, vol. 51, pp. 1900–1907, May 2005.
- [13] B. M. Hochwald, T. L. Marzetta, T. J. Richardson, W. Sweldens, and R. Urbanke, "Systematic design of unitary space-time constellations," *IEEE Trans. Inform. Theory*, vol. 46, no. 6, pp. 1962–1973, September 2000.
- [14] P. Xia and G. Giannakis, "Design and analysis of transmit-beamforming based on limited-rate feedback," *IEEE Trans. Signal Processing*, vol. 54, pp. 1853–1863, May 2006.
- [15] W. Santipach and M. Honig, "Asymptotic capacity of beamforming with limited feedback," in *Proc. ISIT '04*, July 2004, p. 290.
- [16] D. Love and J. Heath, R.W., "Limited feedback unitary precoding for orthogonal space-time block codes," *IEEE Trans. Signal Processing*, vol. 53, pp. 64–73, Jan. 2005.
- [17] —, "Limited feedback unitary precoding for spatial multiplexing systems," *IEEE Trans. Inform. Theory*, vol. 51, pp. 2967–2976, Aug. 2005.
- [18] J. Roh and B. Rao, "Design and analysis of MIMO spatial multiplexing systems with quantized feedback," *IEEE Trans. Signal Processing*, vol. 54, pp. 2874–2886, Aug. 2006.
- [19] J. Heath, R.W. and D. Love, "Multimode antenna selection for spatial multiplexing systems with linear receivers," *IEEE Trans. Signal Processing*, vol. 53, pp. 3042–3056, Aug. 2005.
- [20] D. Love and J. Heath, R.W., "Multimode precoding for MIMO wireless systems," *IEEE Trans. Signal Processing*, vol. 53, pp. 3674–3687, Oct. 2005.
- [21] L. Collin, O. Berder, P. Rostaing, and G. Burel, "Optimal minimum distance-based precoder for MIMO spatial multiplexing systems," *IEEE Trans. Signal Processing*, vol. 52, pp. 617–627, Mar. 2004.
- [22] E. Akay, E. Sengul, and E. Ayanoglu, "Bit interleaved coded multiple beamforming," *IEEE Trans. Commun.*, to appear.
- [23] G. Caire, G. Taricco, and E. Biglieri, "Bit-interleaved coded modulation," *IEEE Trans. Inform. Theory*, vol. 44, no. 3, May 1998.
- [24] E. Zehavi, "8-PSK trellis codes for a Rayleigh channel," *IEEE Trans. Commun.*, vol. 40, no. 5, pp. 873–884, May 1992.
- [25] E. Akay and E. Ayanoglu, "Full frequency diversity codes for single input single output systems," in *Proc. IEEE VTC Fall '04*, Los Angeles, USA, September 2004.
- [26] —, "Bit-interleaved coded modulation with space time block codes for OFDM systems," in *Proc. IEEE VTC Fall '04*, Los Angeles, USA, September 2004.
- [27] I. Lee, A. M. Chan, and C. E. W. Sundberg, "Space-time bit interleaved coded modulation for OFDM systems in wireless LAN applications," in *Proc. IEEE ICC'03*, vol. 5, 2003, pp. 3413–3417.
- [28] D. Rende and T. F. Wong, "Bit-interleaved space-frequency coded modulation for OFDM systems," in *Proc. IEEE ICC'03*, vol. 4, May 2003, pp. 2827–2831.
- [29] R. A. Horn and C. R. Johnson, *Matrix Analysis*. Cambridge University Press, 1990.
- [30] Y. Linde, A. Buzo, and R. Gray, "An algorithm for vector quantizer design," *IEEE Trans. Commun.*, vol. 28, pp. 84–95, Jan. 1980.
- [31] J. Roh and B. Rao, "Transmit beamforming in multiple-antenna systems with finite rate feedback: a VQ-based approach," *IEEE Trans. Inform. Theory*, vol. 52, pp. 1101–1112, Mar. 2006.
- [32] M. Sadrabadi, A. Khandani, and F. Lahouti, "A new method of channel feedback quantization for high data rate MIMO systems," in *Proc. GLOBECOM '04*, Nov. 2004, pp. 91–95.
- [33] B. Mielczarek and W. Krzymien, "Flexible channel feedback quantization in multiple antenna systems," in *Proc. VTC-Spring '05*, June 2005, pp. 620–624.
- [34] M. Butler and I. Collings, "A zero-forcing approximate log-likelihood receiver for MIMO bit-interleaved coded modulation," *IEEE Commun. Lett.*, vol. 8, pp. 105–107, Feb. 2004.
- [35] D. Seethaler, G. Matz, and F. Hlawatsch, "An efficient MMSE-based demodulator for MIMO bit-interleaved coded modulation," in *Proc. IEEE GLOBECOM '04*, Paris, France, Dec 2004.