

Cascading on extragalactic background light

P. d’Avezac¹, G. Dubus^{1,2,3}, and B. Giebels¹

¹ Laboratoire Leprince-Ringuet, UMR 7638 CNRS, Ecole Polytechnique, 91128 Palaiseau, France

² Institut d’Astrophysique de Paris, UMR 7095 CNRS, Université Pierre & Marie Curie, 98 bis bd Arago, 75014 Paris, France

³ Laboratoire d’Astrophysique de Grenoble, UMR 5571 CNRS, Université Joseph Fourier, BP 53, 38041 Grenoble, France

Received; accepted

ABSTRACT

Context. High-energy γ -rays propagating in the intergalactic medium can interact with background infrared photons to produce e^+e^- pairs, resulting in the absorption of the intrinsic γ -ray spectrum. TeV observations of the distant blazar 1ES 1101-232 were thus recently used to put an upper limit on the infrared extragalactic background light density.

Aims. The created pairs can upscatter background photons to high energies, which in turn may pair produce, thereby initiating a cascade. The pairs diffuse on the extragalactic magnetic field (EMF) and cascade emission has been suggested as a means for measuring its intensity. Limits on the IR background and EMF are reconsidered taking into account cascade emissions.

Methods. The cascade equations are solved numerically. Assuming a power-law intrinsic spectrum, the observed 100 MeV - 100 TeV spectrum is found as a function of the intrinsic spectral index and the intensity of the EMF.

Results. Cascades emit mainly at or below 100 GeV. The observed TeV spectrum appears softer than for pure absorption when cascade emission is taken into account. The upper limit on the IR photon background is found to be robust. Inversely, the intrinsic spectra needed to fit the TeV data are uncomfortably hard when cascade emission makes a significant contribution to the observed spectrum. An EMF intensity around 10^{-8} nG leads to a characteristic spectral hump in the GLAST band. Higher EMF intensities divert the pairs away from the line-of-sight and the cascade contribution to the spectrum becomes negligible.

Key words. Radiation mechanisms: non-thermal – BL Lacertae objects: individual: 1ES 1101-232 – intergalactic medium – diffuse radiation – Gamma rays: observations

1. Introduction

The observed very high energy (VHE) spectra of extragalactic sources are attenuated by pair production (PP) on background photon fields. At energies $\epsilon = 100$ TeV, interactions with CMB photons make the universe opaque beyond a few Mpc (Gould & Schröder 1966). In the 1-10 TeV range, the target photon field is the infrared extragalactic background light (EBL), with an undetermined horizon $z \gtrsim 0.2$ due to uncertainties in the EBL density at optical to UV wavelengths. Conversely, observations of absorbed VHE spectra of blazars can constrain the EBL density at these wavelengths, provided their intrinsic emission is known (Stecker et al. 1992; Biller 1995). Recently, the HESS collaboration used its observations of 1ES 1101-232 ($z = 0.186$), together with a reasonable assumption on the intrinsic spectrum, to estimate a stringent upper limit to the EBL (Aharonian et al. 2006). This estimation did not consider emission from the cascade initiated when the created pairs upscatter EBL photons back to VHE energies (Protheroe 1986; Protheroe & Stanev 1993; Aharonian et al. 1994; Biller 1995; Aharonian et al. 2002). Cascade emission may make the universe appear more transparent than under

the assumption of pure absorption. Inversely, including cascade emission when deconvolving for propagation effects on a given EBL leads to intrinsic spectra different from the pure absorption case.

The impact of this emission on the EBL upper limit, as derived from the 1ES 1101-232 spectrum, is considered here. Electrons may diffuse on the extragalactic magnetic field (EMF), causing their emissions to be lost for the observer (Protheroe 1986; Aharonian et al. 1994; Plaga 1995). The EBL and EMF governing the propagation of the cascade are described in §2. The cascade equations and numerical method are described in §3 and applied to the case of 1ES 1101-232 in §4. The implications on the EBL and EMF limits are set out in §5.

2. Extragalactic backgrounds

In addition to the CMB, the diffuse photon background is constituted of integrated emission from stars (peaking around $2\mu\text{m}$, see Fig. 1) and heated dust (peaking around $200\mu\text{m}$). The EBL spectral energy distribution is difficult to measure directly because of the strong zodiacal and galactic foregrounds.

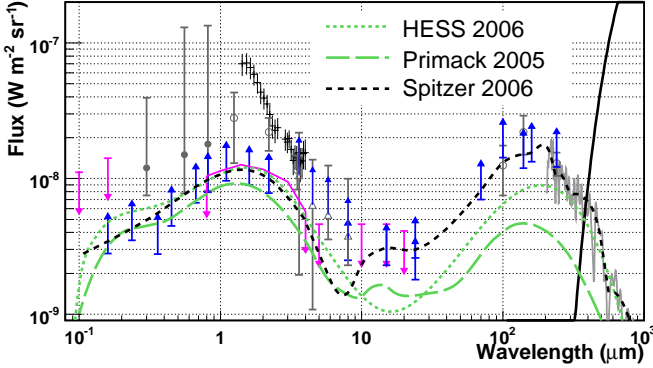


Fig. 1. EBL+CMB photon density (at $z=0$) used in this work. The *HESS 2006* and *Primack 2005* EBL derive from a simulation of galaxy formation (Primack et al. 1999, 2005, respectively). The *Spitzer 2006* EBL is a best fit to available observations (Dole et al. 2006, from which the measurements shown here were also taken).

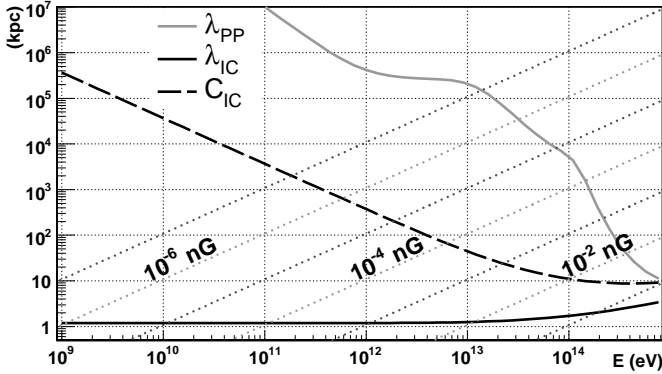


Fig. 2. Mean free path λ_{PP} for PP on the EBL+CMB background as a function of the VHE photon energy. The mean free path λ_{IC} and IC cooling length C_{IC} of the pairs on the CMB is also shown as function of electron energy. C_{IC} flattens (then rises) at high energies as the interaction enters the Klein-Nishina regime. The electron then loses its energy in a single interaction ($\lambda_{IC} \approx C_{IC}$). IC losses of the pairs take place on a small scale compared to the γ -ray attenuation length for photon energies < 300 TeV. The electron gyroradius R_L for various EMF intensities is indicated by dashed diagonal lines. The pairs are expected to be isotropised by the EMF for energies and B intensities such that $R_L \leq C_{IC}$.

Lower limits have been set using source counts while SED shapes have been derived from simulations of galaxy formation (Primack 2002; Lagache et al. 2003; Xu et al. 2001). The EBL shape *HESS 2006* (Fig. 1) was computed by Primack et al. (1999) and normalised by a factor 0.45 in Aharonian et al. (2006) to account for the TeV observations of 1ES 1101-232. *Primack 2005* refers to an EBL normalised instead to fit the lower limit set by galaxy counts. The *Spitzer* observations suggest higher fluxes in the 10 – 1000 μm range (Dole et al. 2006). This affects attenuation above 20 TeV but has been verified to have no consequence on the results presented here.

The created pairs can be deflected from the line-of-sight by an extragalactic magnetic field (EMF). Faraday rotation and synchrotron emission in radio yield estimates of magnetic fields in galaxies (roughly > 10 nG), or in clusters ($\leq 0.1 - 1$ nG) and even some super-clusters (\leq nG) (Kronberg 1994; Widrow 2002; Vallée 2004). The EMF outside these structures is unconstrained and may be as low as 10^{-19} nG (Fan et al. 2003, and references therein). For such very weak EMFs, the deflection of electrons due to IC interactions is negligible and the cascade occurs along the line-of-sight with a short delay of the secondary emission (Plaga 1995; Cheng & Cheng 1996; Dai et al. 2002). Diffusion on a stronger EMF creates a halo around γ -ray sources and isotropizes the cascade emission (Aharonian et al. 1994). This occurs when the gyroradius R_L of the pairs is much lower than their Compton cooling length $C_{IC} = E(dE/dl)_{IC}^{-1}$. Since mostly CMB photons are upscattered, the minimum B required to isotropise pairs of energy E is $3 \cdot 10^{-6} E_{\text{TeV}}^2 (1+z)^4$ nG. Much of the isotropic re-emission is lost to the observer and the pairs diffuse on a scale $\sim (R_L C_{IC})^{1/2}$. For intermediate EMFs, the TeV electrons in the beamed relativistic jet are deflected by $\sim C_{IC}/R_L$. Halo sizes $\geq 0.1^\circ$ could be resolved by γ -ray detectors and used to estimate the EMF intensity (Neronov & Semikoz 2006). Photons in 0.1° haloes have propagation times varying by $\sim 10^5$ years, averaging out any time variability (Fan et al. 2003). In the following, the cascade emission is assumed to be unresolved from the source and delays are not considered. The TeV emission detected by HESS from 1ES 1101-232 appears to be at a low flux level with no significant variability.

3. Cascade equations

The cascade is described by a set of two coupled equations involving the photon energy density $n_P(\varepsilon)$ and the electron (positron) energy density $n_E(E)$:

$$c \partial_t n_P = -\frac{1}{\lambda_{PP}} n_P + c_B \int_E^{+\infty} G_{IC}(e, \varepsilon) n_E(e) de \quad (1)$$

$$c \partial_t n_E = -\frac{1}{\lambda_{IC}} n_E + 2 \int_E^{+\infty} G_{PP}(e, E) n_e(e) de + \int_E^{+\infty} G_{IC}(e, e-E) n_E(e) de \quad (2)$$

The first term in both equations is the sink term due to PP (Eq. 1) or IC losses (Eq. 2). λ_{PP} and λ_{IC} are the mean free path for each interaction. The second term is the source term corresponding to cascade emission (Eq. 1) or pair creation (Eq. 2, with a factor 2 for the pair). The cascade emission factor c_B is 1 when the EMF is ignored, and approximated to 0 when the electron population is considered isotropised. The pair production term is written in terms of $G_{PP}(E, \varepsilon) = \int \partial_E \sigma_{PP}(\varepsilon, \varepsilon_B) u(\varepsilon_B) d\varepsilon_B$, where $\partial_E \sigma_{PP}$ is the differential cross-section and u is the photon background energy density (EBL+CMB). The IC radiation term $G_{IC}(E, \varepsilon)$ is defined similarly. The third term in Eq. 2 reflects IC cooling of electrons from higher energies. All of these terms are functions of z .

The integrated cross-sections for PP and IC on isotropic target photons are taken from Gould & Schröder (1966) and Jones

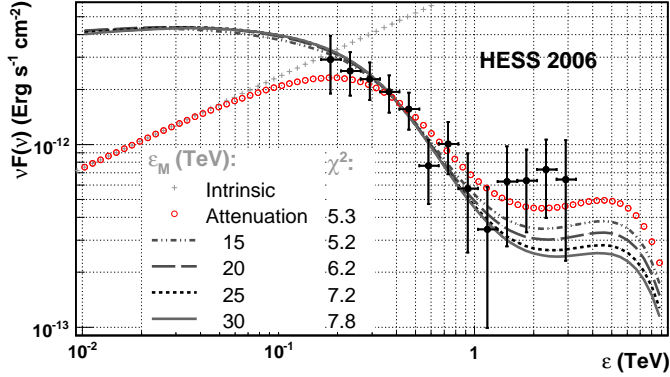


Fig. 3. 1ES 1101-232 observed and modelled spectra with a maximal (*HESS 2006*) EBL and including cascades with no magnetic field. HESS observations points are in black (Aharonian et al. 2006). Markers indicate the attenuation only observed spectrum (circles) and the corresponding intrinsic spectrum (crosses), whereas the lines indicate the observed spectra with cascade emissions. Intrinsic spectra are in the form of $\nu F_\nu \propto E^{0.5} \nu$ and adjusted to the data. Cascade emission accumulates at 100 GeV and below, softening the spectra compared to pure absorption. The HESS upper limit on the EBL remains valid after taking the full emission from cascades into account.

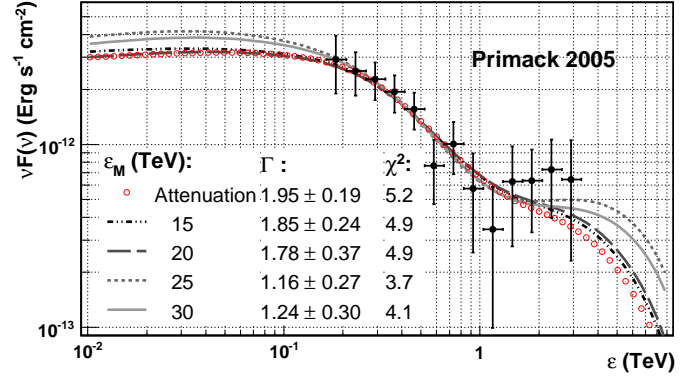


Fig. 4. 1ES 1101-232 observed and modelled spectra with a minimal (*Primack 2005*) EBL and including cascades with no magnetic field. The intrinsic spectrum is now adjusted to the HESS data leaving the spectral index Γ free. For pure absorption, the best index is $\Gamma = 1.95$. With cascades, the index hardens as IC emission softens the propagated spectrum. For high ϵ_M , the best index softens again so as to limit the amount of cascading but the fit worsens. Significant cascading on the minimal EBL and in a very weak EMF implies a very hard input spectrum in order to account for the observations.

(1967). Analytic expressions of the differential cross-sections derived by Zdziarski (1988) for background densities in the form of blackbodies or power laws are used to calculate G_{PP} and G_{IC} . The cascade equations are solved numerically by combining n_P and n_E into a single vector V defined on a logarithmic scale of energies ($\epsilon_0 \zeta^i$), from $\epsilon_0 = 10^7$ eV up to 10^{17} eV in 250 steps (Thus $\zeta = (10^{17}/10^7)^{1/250}$). To ensure energy conservation, the integrals on G_{PP} and G_{IC} are calculated as

$$\int G_{IC}(e, \epsilon) n_E(e) de = \sum_k V_{k,E} \int_{\zeta^{-1/2}}^{\zeta^{1/2}} \frac{\epsilon_0 \zeta^k u G_{IC}(\epsilon_0 \zeta^k u, \epsilon) du}{\zeta^{1/2} - \zeta^{-1/2}} \quad (3)$$

The cascade equations may then be rewritten as a matrix \mathbf{P} acting on the vector V : $V(t + \delta t) = \exp(\delta t \mathbf{P}) V(t)$ (exp is developed to the 4th order in δt). The terms in \mathbf{P} are of the order of λ_{IC}^{-1} or less, hence it is enough to take steps of size $c\delta t = 0.1$ kpc, updating the matrix $\mathbf{P}(z)$ every $\delta z = 0.001$ with $dz = H_0(1+z)[\Omega_M(1+z)^3 + \Omega_\Lambda + (1-\Omega_M-\Omega_\Lambda)(1+z)^2]^{1/2} dt$ and values for H_0 , Ω_M and Ω_Λ taken from WMAP (Peiris et al. 2003). Thus, at $z = 0.2$, $\delta z \approx 3 \cdot 10^4 c\delta t$.

4. Application to 1ES 1101-232

The SED of the attenuating EBL can be deconvolved from γ -ray observations of extragalactic sources (TeV blazars), given *a priori* knowledge on the intrinsic spectra. Modelling observed spectra as power-laws, the effect of PP is to soften the intrinsic spectral index, increasingly so with EBL intensity. Hence, using observations of the farthest TeV blazar and assuming the hardest possible intrinsic spectrum puts an upper limit on the EBL responsible for attenuation. Current theoretical understanding of shock acceleration limits the intrinsic par-

ticle distribution in blazars to a power-law of index no harder than a 1.5 and correspondingly, an intrinsic photon spectrum $dN \propto E^{-\Gamma} dE$ with $\Gamma \geq 1.5$ (Aharonian et al. 2006).

1ES 1101-232, at $z = 0.186$, is currently the farthest known TeV source and was used by the HESS collaboration to set an upper limit to the EBL corresponding to the *HESS 2006* SED shown in Fig. 1. The comparison between a $\Gamma=1.5$ power-law attenuated by the *HESS 2006* EBL (without cascade, $c_B=0$) and the data is shown in Fig. 3, reproducing the results of Aharonian et al. (2006). Attenuated spectra taking into account the full cascade emission with $c_B=1$ (i.e. a null EMF) are also shown for various values of the maximum energy ϵ_M to which the intrinsic power-law extends. Since cascades initiated at higher energies increase the photon populations in lower ones, one might expect the final spectra to appear harder than for pure absorption. However, because IC occurs predominantly on the CMB, the cascade emission accumulates below 100 GeV, softening the spectrum between 100 GeV and 1 TeV. High values of ϵ_M lead to more cascading and more softening. The χ^2 values suggest $\epsilon_M < 15$ TeV, although further observations, particularly above 1 TeV, would be necessary in order to confirm this. For such low ϵ_M values, not many photons initiate cascades. For higher ϵ_M , the softening is such that a lower EBL would be needed to match the data. Thus the *HESS 2006* upper limit found by Aharonian et al. (2006) holds strong, even in this extreme limit where all the cascade emission is received by the observer.

Inversely, the intrinsic γ -ray spectrum at the source can be obtained given some assumption on the intervening EBL. Using the lower limit on the EBL set by galaxy counts (*Primack 2005* in Fig. 1) gives a limit on how soft the intrinsic spectrum can be. For pure absorption, the best fit has $\Gamma = 1.95 \pm 0.19$ (Fig. 4). As expected, this is softer than the $\Gamma = 1.5$ assumed above, yet still suggests that a good fraction of the γ -ray energy

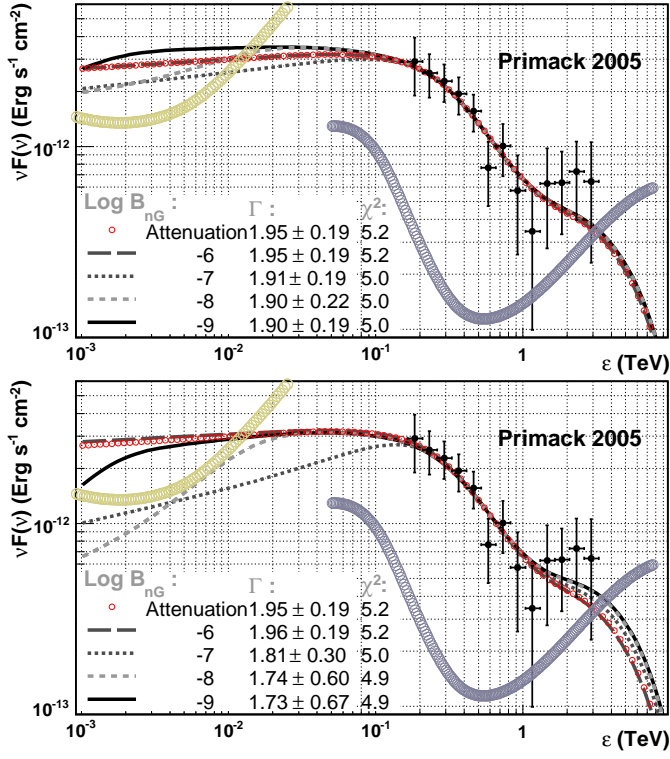


Fig. 5. Observed spectra for the *Primack 2005* EBL and various EMFs between 10^{-9} and 10^{-6} nG. The spectra are adjusted to the HESS points, leaving Γ free but fixing $\epsilon_M = 10$ TeV (top) or 20 TeV (bottom). For high EMFs the cascade emission does not reach the observer and the spectrum is identical to the pure absorption case. For very low EMFs the results are similar to those shown in Fig. 4. Intermediate values lead to a more or less pronounced bump at 1-100 GeV energies over the intrinsic continuum. Hatches represent projected 5- σ sensibilities for one year of observation with GLAST (≤ 30 GeV) and 50 hours with HESS-2 (≥ 50 GeV).

in 1ES 1101-232 is output above a TeV. A hard $\Gamma \leq 2$ intrinsic spectrum is needed if cascade emission is to contribute significantly to the low-energy continuum (Aharonian et al. 2002). 1ES 1101-232 is the first blazar where the intrinsic spectrum is constrained to be hard enough for this, even in the minimal EBL limit.

Including cascade emission in the fit (Fig. 4) hardens even more the intrinsic spectrum as the cutoff ϵ_M increases and cascades contribute more and more to the observed spectrum. For higher ϵ_M , the best fit Γ increases again to mitigate the pronounced softening from the strong cascading but the fit worsens. This also holds for (implausibly) high values of $\epsilon_M > 100$ TeV, for which cascade emission largely dominates at a few TeV. The hard intrinsic spectra found here, assuming the *Primack 2005* is indeed the minimum possible EBL, suggest either that ϵ_M is not greater than a few TeV, so that there is little cascade emission in the TeV range, or that a large part of the cascade emission is lost due to diffusion on the EMF.

As discussed in §2, the electron diffusion on the EMF depends on the ratio R_L/C_{IC} . The effect on the observed spectra is now taken into account by setting $c_B=0$ when $R_L/C_{IC} < 300$

(corresponding to a maximum deviation on the line-of-sight of 0.1° - 0.2° equal to the best GLAST angular resolution) and $c_B=1$ otherwise. For example, an EMF of 10^{-6} nG means that emission from electrons of energy $E \lesssim 20$ TeV is suppressed. This will lead to low-energy cutoff in the cascade spectrum as only emission from pairs above a certain energy reaches the observer. The overall spectrum appears as a hump between $\gamma^2 h\nu_{CMB}$ (with γ the Lorentz factor of the electrons for which $R_L = 300 C_{IC}$) and 100 GeV (above which absorption dominates). Hence, a non-zero EMF leads to a reduction of the overall cascade emission seen by the observer (compared to Figs. 3-4) but can also lead to a well-defined signature above the continuum.

Figure 5 shows the observed spectra for a *Primack 2005* EBL and for EMF intensities between 10^{-9} and 10^{-6} nG. The intrinsic power-law index was left free but its cutoff ϵ_M was fixed at either 10 TeV or 20 TeV. The best fit index Γ is then found for each value of the EMF. In both cases, the spectra for an EMF $\geq 10^{-6}$ nG are not much different from the pure absorption case as most of the cascade emission is isotropised and lost to the observer. With $\epsilon_M=10$ TeV, the best-fit intrinsic slopes are flat in νF_ν and the cascade emission is essentially indistinguishable from the GeV continuum for any value of the EMF. The intrinsic emission is assumed here to be a simple power-law over the whole energy range. More realistic modelling would result in a curved intrinsic Compton component. The cascade emission might then be more readily identifiable over an intrinsic continuum rising from GeV to TeV energies.

Stronger cascading, as a result of a higher cutoff energy ϵ_M and/or a higher EBL density, makes the hump apparent for the same reason. The intrinsic spectrum is then necessarily much harder, enabling the contribution from the cascade to stand out over the continuum. The bottom panel of Fig. 5 shows that EMF intensities of 10^{-9} - 10^{-8} nG can be identified using GLAST and HESS-2 if $\epsilon_M=20$ TeV. Cascade emission is not diluted for EMF intensities weaker than 10^{-9} nG and there is no spectral feature to measure the EMF. Surprisingly, in most cases 1ES 1101-232 is only slightly above the GLAST one-year detection limit. Unless they become active and flaring, low flux state blazars detected by HESS such as 1ES 1101-232 are likely to be difficult to detect with GLAST, illustrating the advantage provided by the large collecting area of ground-based Cherenkov arrays (but at higher energy thresholds). Similar results are obtained by keeping ϵ_M at 10 TeV but using the stronger *HESS 2006* EBL. However, in this case, the fitted intrinsic slopes are very hard ($\Gamma \approx 1.1$) when the EMF intensities are lower than 10^{-7} nG.

The softest values of Γ , which are the most plausible given the present knowledge on blazars, favour values of the EMF higher than 10^{-6} nG and/or a cutoff energy below 20 TeV. VHE emission from nearby, little-attenuated blazars can be investigated for evidence of cutoffs at energies > 20 TeV — although it should be noted that *e.g.* HESS observations of Mkn 421 ($z = 0.03$) taken at a high flux actually measure an exponential cutoff at 3 TeV (Aharonian et al. 2005). EMF intensities $\gtrsim 10^{-6}$ nG are consistent with measures inside clusters and super-clusters. Such structures may reach 10-50 Mpc in size, which is greater than the attenuation length for γ -rays above

50 TeV. Furthermore, the largest voids, where the EMF is expected to be very small, have a size ($20 h^{-1}$ Mpc, Patiri et al. 2006), smaller than the distance to 1ES 1101-232. Hence, cascades are likely to be initiated inside walls. As C_{IC} is only of the order of 1 Mpc, such cascades reemit most of their energy within the confines of the clusters, and thus are subject to diffusion. In this case, the cascade emission can only be detected by resolving the faint halo surrounding the γ -ray source.

5. Conclusion

The impact of extragalactic cascade emissions on the GeV-TeV spectrum of 1ES 1101-232 has been investigated and shown to soften the observed spectrum in the TeV range compared to pure absorption. This occurs because most of the cascade emissions occurs at 100 GeV and below. As a result, the upper limits on the EBL determined by HESS are strengthened in the sense that taking cascades into account would lead to harder intrinsic spectra than judged plausible, or to a reduced EBL upper limit. Inversely, using lower limits on the EBL coming from galaxy counts, the intrinsic spectrum of 1ES 1101-232 is found to have $\Gamma \leq 1.95$, with very hard values if there is an important contribution from cascade emission. This is at odds with current theoretical and observational understanding of blazars. A cut-off ≤ 10 TeV in the intrinsic spectrum would limit the cascade contribution. This contribution would also be quenched if the EMF intensity is greater than 10^{-6} nG, as expected away from voids. A lower EMF increases the amount of cascade emission reaching the observer in the GeV band, with a signature in the GLAST band for intensities $\sim 10^{-8}$ nG — but at the price of a hard intrinsic spectrum so as to fit the HESS observations.

References

- Aharonian, F., Akhperjanian, A. G., Aye, K.-M., et al. 2005, *A&A*, 437, 95
- Aharonian, F., Akhperjanian, A. G., Bazer-Bachi, A. R., et al. 2006, *Nature*, 440, 1018
- Aharonian, F. A., Coppi, P. S., & H.J., V. 1994, *ApJ*, 423, L5
- Aharonian, F. A., Timokhin, A. N., & Plyasheshnikov, A. V. 2002, *A&A*, 384, 834
- Biller, S. D. 1995, *Astroparticle Physics*, 3, 385
- Cheng, L. X. & Cheng, K. S. 1996, *ApJ*, 459, L79
- Dai, Z. G., Zhang, B., Gou, L. J., Mészáros, P., & Waxman, E. 2002, *ApJ*, 580, L7
- Dole, H., Lagache, G., Puget, J.-L., et al. 2006, *A&A*, 446
- Fan, Y. Z., Dai, Z. G., & Wei, D. M. 2003, *A&A*, 13
- Gould, R. J. & Schröder, G. 1966, *Phys. Rev. Lett.*, 16, 252
- Jones, F. C. 1967, *Phys. Rev.*, 167, 1159
- Kronberg, P. P. 1994, *Reports of Progress in Physics*, 57, 325
- Lagache, G., Dole, H., & Puget, J.-L. 2003, *MNRAS*, 338, 555
- Neronov, A. & Semikoz, D. V. 2006, *ArXiv Astrophysics e-prints*
- Patiri, S. G., Betancort-Rijo, J. E., Prada, F., Klypin, A., & Gottlöber, S. 2006, *MNRAS*, 369, 335
- Peiris, H. V., Komatsu, E., Verde, L., et al. 2003, *ApJS*, 148, 213
- Plaga, R. 1995, *Nature*, 374, 430
- Primack, J. 2002, in *COSPAR, Plenary Meeting*
- Primack, J. R., Bullock, J. S., & Somerville, R. S. 2005, in *AIP Conf. Proc. 745: High Energy Gamma-Ray Astronomy*, ed. F. A. Aharonian, H. J. Völk, & D. Horns, 23–33
- Primack, J. R., Bullock, J. S., Somerville, R. S., & MacMinn, D. 1999, *Astroparticle Physics*, 11, 93
- Protheroe, R. J. 1986, *MNRAS*, 221, 769
- Protheroe, R. J. & Stanev, T. 1993, *MNRAS*, 264, 191
- Stecker, F. W., de Jager, O. C., & Salamon, M. H. 1992, *ApJ*, 390, L49
- Vallée, J. P. 2004, *New A Rev.*, 48, 763
- Widrow, L. M. 2002, *Reviews of Modern Physics*, 74, 775
- Xu, C., Lonsdale, C. J., Shupe, D. L., O’Linger, J., & Masci, F. 2001, *ApJ*, 562, 179
- Zdziarski, A. A. 1988, *ApJ*, 335, 786

List of Objects

- ‘1ES 1101-232’ on page 1
‘Mkn 421’ on page 4