

Blazar surveys with WMAP and Swift

P. Giommi^{*,†}, M. Capalbi^{*,†}, E. Cavazzuti^{*}, S. Colafrancesco^{*}, S. Cutini^{*},
D. Gasparrini^{*}, E. Massaro^{*,**}, P. Padovani[‡], M. Perri^{*,†} and S. Puccetti^{*}

^{*}ASI Science Data Center, ASDC, ESRIN, Frascati, Italy

[†]On behalf of the Swift blazar team

^{**}Dept. of Physics, Sapienza Univ., Rome, Italy

[‡]European Southern Observatory, ESO

Abstract. We present the preliminary results from two new surveys of blazars that have direct implications on the GLAST detection of extragalactic sources from two different perspectives: microwave selection and a combined deep X-ray/radio selection. The first one is a 41 GHz flux-limited sample extracted from the WMAP 3-year catalog of microwave point sources. This is a statistically well defined sample of about 200 blazars and radio galaxies, most of which are expected to be detected by GLAST. The second one is a new deep survey of Blazars selected among the radio sources that are spatially coincident with serendipitous sources detected in deep X-ray images (0.3-10 keV) centered on the Gamma Ray Bursts (GRB) discovered by the Swift satellite. This sample is particularly interesting from a statistical viewpoint since a) it is unbiased as GRBs explode at random positions in the sky, b) it is very deep in the X-ray band ($f_{X(0.5-2 \text{ keV})} \gtrsim 10^{-15} \text{ erg cm}^{-2} \text{ s}^{-1}$) with a position accuracy of a few arc-seconds, c) it will cover a fairly large (20-30 square deg.) area of sky, d) it includes all blazars with radio flux (1.4 GHz) larger than 10 mJy, making it approximately two orders of magnitude deeper than the WMAP sample and about one order of magnitude deeper than the deepest existing complete samples of radio selected blazars, and e) it can be used to estimate the amount of unresolved GLAST high latitude gamma-ray background and its anisotropy spectrum.

Keywords: galaxies: active

PACS: 98.54.Cm;95.80.+p

INTRODUCTION

It is widely expected that GLAST will detect a large number (probably between 3,000 and 10,000) of extragalactic sources, most of which will be identified as blazars or radio galaxies. This very rich sample will be used to study the gamma-ray properties of blazars in great detail. However, in order to secure good samples of candidate gamma-ray sources and to understand the multi-frequency behavior of blazars from a statistical viewpoint, it is very useful to create sizable and well defined samples of blazars discovered in other wave-bands (see, for instance, the *Roma – BZCAT*, Massaro et al., these proceedings). In this contribution we present the preliminary results from two surveys that approach this issue from two different perspectives: i) the WMAP 3-year 1 Jy sample of blazars selected at 41 GHz which defines a microwave selected sample; ii) the survey of serendipitous blazars detected in Swift X-ray images centered on GRBs, which defines a combined X-ray/radio selected sample of faint ($f_r > 10 \text{ mJy}$ at 1.4 GHz, $f_{X(0.5-2 \text{ keV})} \gtrsim 10^{-15} \text{ erg cm}^{-2} \text{ s}^{-1}$) blazars.

THE WMAP 3-YR 1 JY SAMPLE OF BLAZARS AT 41 GHZ

The catalog of bright point-like sources detected in the WMAP 3-yr data includes 323 objects [1] with microwave fluxes larger than $\approx 0.5 \text{ Jy}$. However, close to the lowest flux level the sample is largely incomplete. We selected a subsample of 219 sources with 41 GHz flux larger than 1 Jy, that, based on the observed flux distribution, can be considered complete above this flux level and is therefore best suited for statistical studies. Since all these sources are also bright at cm wavelength the large majority of them are well studied radio sources and a good amount of information about their nature is available in the literature. To identify all objects in the sample we checked several web-based archives and literature services and found the following class distribution: FSRQ (156 sources), BL Lacs (29), SSRQ (9), radio galaxies (17), Staburst galaxies (2), planetary nebulae (1) and 5 still unidentified objects. The final sample will be published in the near future and the Spectral Energy Distribution (SED) of all sources will be made available on the web. As an example Fig. 1 shows the SED of the blazar WMAP 133 built using data from the

literature, WMAP data and optical/UV and X-ray data from Swift satellite ([2]). The GLAST sensitivity is also plotted to show that blazars so bright at microwave frequencies can easily be detected by GLAST.

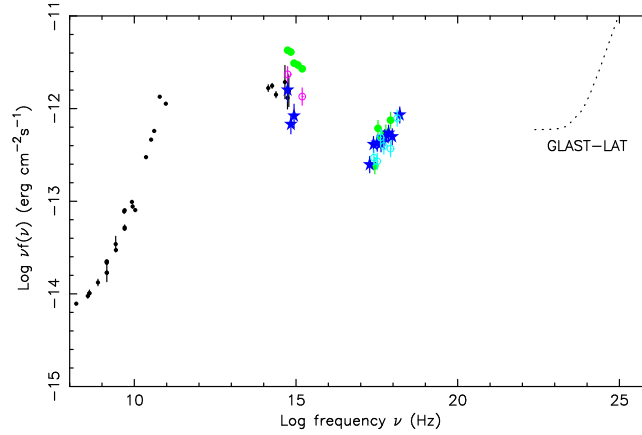


FIGURE 1. The SED of the Blazar WMAP 133=BZQJ0808-0751=PKS 0805-07

THE SWIFT XRT GRB-DEEP FIELDS

As of today, Swift has discovered over 200 Gamma Ray Bursts (GRBs), a large fraction of which have been observed with its X-ray (XRT) and Optical-UV (UVOT) telescopes, to monitor the afterglow for several days or weeks. This resulted in the accumulation of X-ray images that when co-added reach exposures ranging from $\approx 30,000$ to over one million seconds, and sensitivity reaching $\approx 10^{-15}$ erg cm $^{-2}$ s $^{-1}$ in the soft (0.5-2.0 keV) X-ray band (e.g. see Fig. 2). These X-ray images are particularly well suited for statistical purposes since they make an unbiased survey, as GRBs explode at random position in the sky, are very deep in the X-ray band ($f_{X(0.5-2 \text{ keV})} \gtrsim 10^{-15}$ erg cm $^{-2}$ s $^{-1}$). We have

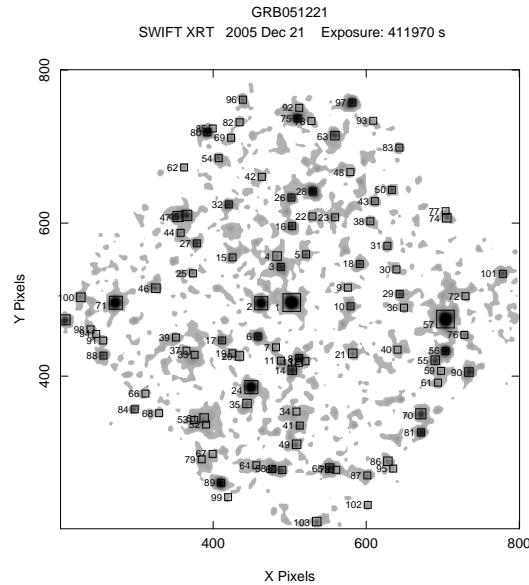


FIGURE 2. The Swift XRT field centered on GRB 051221 with a total exposure of 410,000 seconds.

so far analyzed in a standard way the co-added XRT images of 130 GRBs with exposures ranging from 40,000 to over 600,000 seconds. Within the 90 fields that are at high Galactic latitude ($|b| > 20$ deg) we have detected over 7,000 point-like sources, 164 of which coincide (within 10 arc-seconds) with a radio source in the NVSS, FIRST or SUMSS survey. From a cross-correlation of this sample 164 sources with catalogs of known objects we found that none of them was previously known. To start the optical identification program we used the spectra from the Sloan Digital Sky

Survey [3]. As an example Fig. 3 (left) shows the SDSS image of the field centered on SWIFT-XRT J005503+1408.0: only one optical candidate is present within the 5 arc-seconds XRT error radius. Table 1 lists the eight objects for which we have found a spectrum in the SDSS database. All source are extragalactic with redshift ranging from 0.133 to 1.668. Figure 3 (right) shows the SED of another blazar candidate (SWIFT-XRT J015700+0854.0) which clearly shows an energy distribution consistent with that of a blazar.

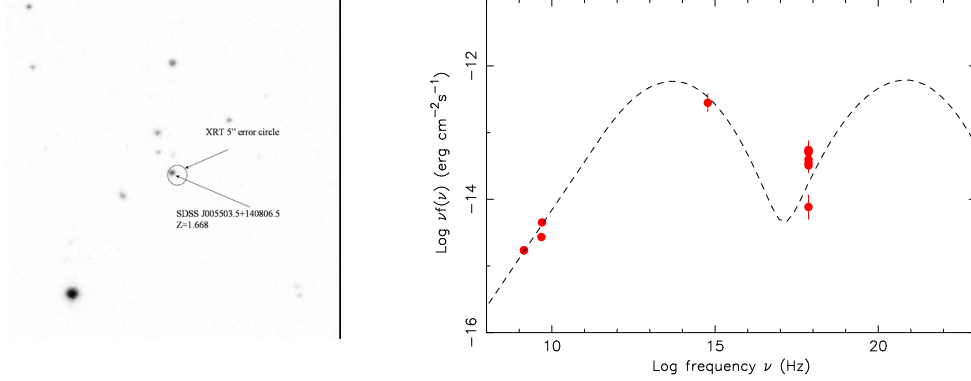


FIGURE 3. Left: the Swift XRT (5 arc-sec) error circle and the optical counterpart of the source SWIFT-XRT J005503+1408.0. Right: the multi- ν SED of the source SWIFT-XRT J015700+0854.0.

TABLE 1. List of X-ray/radio sources with SDSS spectra

Source Name SWIFT-XRT	SDSS Name	X-ray flux 0.5-2.0 keV, cgs	X-ray flux 2.0-10.0 keV, cgs	Radio flux mJy, 1.4GHz	Redshift
J005503+1408.0	SDSS J005503.5+140806.5	4.6×10^{-14}	1.1×10^{-13}	100	1.668
J005514+1407.4	SDSS J005514.7+140727.0	2.4×10^{-14}	5.7×10^{-14}	20	0.375
J082040+3157.1	SDSS J082040.9+315710.2	4.0×10^{-15}	9.5×10^{-15}	5	0.172
J101727+4329.0	SDSS J101727.5+432904.8	5.9×10^{-14}	1.3×10^{-13}	197	1.173
J120207+1058.9	SDSS J120207.9+105851.7	1.5×10^{-15}	3.0×10^{-15}	21	0.204
J121558+3543.0	SDSS J121559.3+354302.5	5.3×10^{-15}	1.2×10^{-14}	55	0.133
J121559+3521.3	SDSS J121600.0+352122.0	7.9×10^{-14}	1.7×10^{-13}	21	1.320
J151325+3057.9	SDSS J151326.6+305811.8	1.3×10^{-15}	3.0×10^{-15}	13	0.420

CONCLUSIONS AND FUTURE PROSPECTS

We have presented the preliminary results from two statistically complete and unbiased surveys of blazars that can be used to: a) determine the Gamma-ray properties of well defined samples blazars when the GLAST survey data will be available, and b) determine the statistical properties of blazars over a wide dynamical range, including a precise estimate of the contribution of blazars to the unresolved gamma-ray background. We plan to publish the final results on the WMAP 3-year sample before the launch of GLAST and more complete results on a sample of serendipitous blazars found in about 200 GRB fields by the end of 2007. Our medium term goal is to use our surveys to obtain *i)* the radio LogN-LogS of Blazars with fluxes down to 10 mJy, *ii)* the radio luminosity function down to $L_{5\text{GHz}} = 5 \times 10^{30}$ erg s⁻¹ Hz⁻¹ and its cosmological evolution, *iii)* a volume limited X-ray survey out to $z = 0.5$ and $L_X = 5 \times 10^{42}$ erg s⁻¹, and *iv)* tight constraints for the contributions of Blazars to the Cosmic Microwave Background and to the extragalactic gamma-ray background.

REFERENCES

1. G. Hinshaw et al., *ApJ* (2007) in press (astro-ph/0603386)
2. P. Giommi, M. Capalbi, E. cavazzuti, S. Colafrancesco et al., *A&A* (2007) in press (astro-ph/0703150)
3. J. Adelman-McCarthy et al., *ApJ* (2007) in press