

Black hole puncture initial data with realistic gravitational wave content

B. J. Kelly,^{1,2} W. Tichy,³ M. Campanelli,^{4,2} and B. F. Whiting^{5,2}

¹*Gravitational Astrophysics Laboratory, NASA Goddard Space Flight Center, 8800 Greenbelt Rd., Greenbelt, MD 20771, USA*

²*Center for Gravitational Wave Astronomy, Department of Physics and Astronomy,
The University of Texas at Brownsville, Brownsville, Texas 78520*

³*Department of Physics, Florida Atlantic University, Boca Raton Florida 33431-0991*

⁴*Center for Computational Relativity and Gravitation,
School of Mathematical Sciences, Rochester Institute of Technology,
78 Lomb Memorial Drive, Rochester, New York 14623*

⁵*Department of Physics, University of Florida, Gainesville Florida 32611-8440*

(Dated: October 26, 2018)

We present improved post-Newtonian-inspired initial data for non-spinning black-hole binaries, suitable for numerical evolution with punctures. We revisit the work of Tichy *et al.* [W. Tichy, B. Brügmann, M. Campanelli, and P. Diener, Phys. Rev. D **67**, 064008 (2003)], explicitly calculating the remaining integral terms. These terms improve accuracy in the far zone and, for the first time, include realistic gravitational waves in the initial data. We investigate the behavior of these data both at the center of mass and in the far zone, demonstrating agreement of the transverse-traceless parts of the new metric with quadrupole-approximation waveforms. These data can be used for numerical evolutions, enabling a direct connection between the merger waveforms and the post-Newtonian inspiral waveforms.

PACS numbers: 04.25.Dm, 04.25.Nx, 04.30.Db, 04.70.Bw

I. INTRODUCTION

Post-Newtonian (PN) methods have played a fundamental role in our understanding of the astrophysical implications of Einstein’s theory of general relativity. Most importantly, they have been used to confirm that the radiation of gravitational waves accounts for energy loss in known binary pulsar configurations. They have also been used to create templates for the gravitational waves emitted from compact binaries which might be detected by ground-based gravitational wave observatories, such as LIGO [1, 2], and the NASA/ESA planned space-based mission, LISA [3, 4]. However, PN methods have not been extensively used to provide initial data for binary evolution in numerical relativity, nor, until recently (see [5, 6]), have they been extensively studied so that their limitations could be well identified and the results of numerical relativity independently confirmed.

Until the end of 2004, the field of numerical relativity had been struggling to compute even a single orbit for a black-hole binary (BHB). Although debate occurred on the advantages of one type of initial data over another, the primary focus within the numerical relativity community was on code refinement which would lead to more stable evolution. Astrophysical realism was very much a secondary issue. However, this situation has radically changed in the last few years with the introduction of two essentially independent, but equally successful techniques: the generalized harmonic gauge (GHG) method developed by Pretorius [7] and the “moving puncture” approach, independently developed by the UTB and NASA Goddard groups [8, 9]. Originally introduced by Brandt & Brügmann [10] in the context of initial data, the puncture method explicitly factored out

the singular part of the metric. When used in numerical evolution in which the punctures remained fixed on the numerical grid, it resulted in distortions of the coordinate system and instabilities in the Baumgarte-Shapiro-Shibata-Nakamura (BSSN) [11, 12] evolution scheme. The revolutionary idea behind the moving puncture approach was precisely, not to factor out the singular part of the metric, but rather evolve it together with the regular part, allowing the punctures to move freely across the grid with a suitable choice of the gauge.

A golden age for numerical relativity is now emerging, in which multiple groups are using different computer codes to evolve BHBs for several orbits before plunge and merger [13, 14, 15, 16, 17, 18, 19, 20, 21]. Comparison of the numerical results obtained from these various codes has taken place [22, 23, 24], and comparison with PN inspiral waveforms has also been carried out with encouraging success [5, 6, 25, 26]. The application of successful numerical relativity tools to study some important astrophysical properties (e.g. precession, recoil, spin-orbit coupling, elliptical orbits, etc) of spinning and/or unequal mass-black hole systems is currently producing extremely interesting new results [27, 28, 29, 30, 31, 32, 33, 34, 35, 36, 37, 38, 39, 40, 41, 42]. It now seems that the primary obstacle to further progress is simply one of computing power. In this new situation, it is perhaps time to return to the question of what initial data will best describe an astrophysical BHB.

To date, the best-motivated description of pre-merger BHBs has been supplied by PN methods. We might expect, then, that a PN-based approach would give us the most astrophysically correct initial data from which to run full numerical simulations. In practice, PN results are frequently obtained in a form ill-adapted to numeri-

cal evolution. PN analysis often deals with the full four-metric, in harmonic coordinates; numerical evolutions frequently use ADM-type coordinates, with a canonical decomposition of the four-metric into a spatial metric and extrinsic curvature.

Fortunately, many PN results have been translated into the language of ADM by Ohta, Damour, Schäfer and collaborators. Explicit results for 2.5PN BHB data in the near zone were given by Schäfer [43] and Jaranowski & Schäfer (JS) [44], and these were implemented numerically by Tichy *et al.* [45]. Their insight was that the ADM-transverse-traceless (TT) gauge used by Schäfer was well-adapted to a puncture approach. To facilitate comparison with this earlier work [45], we continue to use the results of Schäfer and co-workers, anticipating that higher-order PN results should eventually become available in a useful form.

The initial data provided previously by Tichy *et al.* already include PN information. They are accurate up to order $(v/c)^5$ in the near zone ($r \ll \lambda$), but the accuracy drops to order $(v/c)^3$ in the far zone ($r \gg \lambda$) [here $\lambda \sim \pi \sqrt{r_{12}^3/G(m_1 + m_2)}$ is the gravitational wavelength]. These data were incomplete in the sense that they did not include the correct TT radiative piece in the metric, and thus did not contain realistic gravitational waves.

In this paper, we revisit the PN data problem in ADM-TT coordinates, with the aim of supplying Numerical Relativity with initial BHB data that extend as far as necessary, and contain realistic gravitational waves. To do this, we have evaluated the “missing pieces” of Schäfer’s TT metric for the case of two non-spinning particles. We have analyzed the near- and far-zone behavior of these data, and incorporated them numerically in the Cactus [46] framework. In principle, the most accurate PN metric available could be used at this step, but it is not currently available in ADM-TT form.

The remainder of this paper is laid out as follows. In Section II, we summarize the results of Schäfer (1985) [43], and Jaranowski & Schäfer (1997) [44] and their application by Tichy *et al.* (2003) [45], to the production of puncture data for numerical evolution. In Section III, we describe briefly the additional terms necessary to complete h^{TT} to order $(v/c)^4$, deferring details to the Appendix. In Section IV, we study the full data both analytically and numerically. Section V summarizes our results, and lays the groundwork for numerical evolution of these data, to be presented in a subsequent article.

II. ADM-TT GAUGE IN POST-NEWTONIAN DATA

The “ADM-TT” gauge [43, 47] is a 3+1 split of data where the three-metric differs from conformal flatness

precisely by a TT radiative part:

$$g_{ij} = \left(1 + \frac{1}{8} \phi\right)^4 \eta_{ij} + h_{ij}^{\text{TT}}, \quad (1)$$

$$\pi_i^i = 0. \quad (2)$$

The fields ϕ , π^{ij} and h_{ij}^{TT} can all be expanded in a post-Newtonian series. Solving the constraint equations of 3+1 general relativity in this gauge, [43, 44] obtained explicit expressions valid up to $O(v/c)^5$ in the near zone, incorporating an arbitrary number of spinless point particles, with arbitrary masses m_A . For N particles, the lowest-order contribution to the conformal factor is¹:

$$\phi^{(2)} = 4G \sum_{A=1}^N \frac{m_A}{r_A}, \quad (3)$$

where $r_A = \sqrt{\vec{x} - \vec{x}_A}$ is the distance from the field point to the location of particle A .

In principle h_{ij}^{TT} is computed from

$$h_{ij}^{\text{TT}} = -\delta_{ij}^{\text{TT} kl} \square_{ret}^{-1} s_{kl}, \quad (4)$$

where \square_{ret}^{-1} is the (flat space) inverse d’Alembertian (with a “no-incoming-radiation” condition [48]), s_{kl} is a non-local source term and $\delta_{ij}^{\text{TT} kl}$ is the TT-projection operator. In order to compute h_{ij}^{TT} we first rewrite Eq. (4) as

$$\begin{aligned} h_{ij}^{\text{TT}} &= -\delta_{ij}^{\text{TT} kl} [\Delta^{-1} + (\square_{ret}^{-1} - \Delta^{-1})] s_{kl} \\ &= h_{ij}^{\text{TT}(\text{NZ})} - \delta_{ij}^{\text{TT} kl} (\square_{ret}^{-1} - \Delta^{-1}) s_{kl}. \end{aligned} \quad (5)$$

Note that the near-zone approximation $h_{ij}^{\text{TT}(\text{NZ})}$ of h_{ij}^{TT} has already been computed in [43] up to order $O(v/c)^4$ (see also Eq. 12 below). The last term in Eq. (5) is difficult to compute because

$$s_{kl} = 16\pi G \sum_A \frac{p_{Ak} p_{Al}}{m_A} \delta(x - x_A) + \frac{1}{4} \phi_{,k}^{(2)} \phi_{,l}^{(2)} \quad (6)$$

is a non-local source. However, we can approximate s_{kl} by

$$\begin{aligned} \bar{s}_{kl} &= \sum_A \left[\frac{p_{Ak} p_{Al}}{m_A} - \frac{G}{2} \sum_{B \neq A} m_A m_B \frac{n_{ABk} n_{ABl}}{r_{AB}} \right] \\ &\quad \times 16\pi G \delta(x - x_A). \end{aligned} \quad (7)$$

and show that

$$h_{ij,(div)}^{\text{TT}} = -\delta_{ij}^{\text{TT} kl} (\square_{ret}^{-1} - \Delta^{-1}) (s_{kl} - \bar{s}_{kl}) \sim O(v/c)^5 \quad (8)$$

¹ We explicitly include the gravitational constant G in all expressions here, as the standard convention $G = 1$ used in Numerical Relativity differs from the convention $16\pi G = 1$ employed by [43, 44].

in the near zone. Furthermore, outside the near zone $h_{ij,(div)}^{\text{TT}} \sim 1/r^2$, so that $h_{ij,(div)}^{\text{TT}}$ falls off much faster than rest of h_{ij}^{TT} , which falls off like $1/r$. Hence

$$h_{ij}^{\text{TT}} = h_{ij}^{\text{TT(NZ)}} - \delta_{ij}^{\text{TT}kl} (\square_{ret}^{-1} - \Delta^{-1}) \bar{s}_{kl} + h_{ij,(div)}^{\text{TT}}, \quad (9)$$

where $h_{ij,(div)}^{\text{TT}}$ can be neglected if we only keep terms up to $O(v/c)^4$ generally, and $O(1/r)$ at infinity.

The full expression for h_{ij}^{TT} for N interacting point particles from Eq. (4.3) of [43] is:

$$h_{ij}^{\text{TT}} = h_{ij}^{\text{TT(NZ)}} + h_{ij,(div)}^{\text{TT}} + 16\pi G \int \frac{d^3\vec{k} d\omega d\tau}{(2\pi)^4} \times \sum_A \left[\frac{p_{Ai} p_{Aj}}{m_A} - \frac{G}{2} \sum_{B \neq A} m_A m_B \frac{n_{ABi} n_{ABj}}{r_{AB}} \right]_{\tau}^{\text{TT}} \times \frac{(\omega/k)^2 e^{i\vec{k} \cdot (\vec{x} - \vec{x}_A) - i\omega(t-\tau)}}{k^2 - (\omega + i\epsilon)^2}. \quad (10)$$

The first term in (10), $h_{ij}^{\text{TT(NZ)}}$ can be expanded in v/c as

$$h_{ij}^{\text{TT(NZ)}} = h_{ij}^{\text{TT(4)}} + h_{ij}^{\text{TT(5)}} + O(v/c)^6. \quad (11)$$

The leading order term at $O(v/c)^4$, is given explicitly by Eq. (A20) of [44]:

$$h^{\text{TT(4)ij}} = \frac{G}{4} \sum_A \frac{1}{m_A r_A} \left\{ [\|\vec{p}_A\|^2 - 5(\hat{n}_A \cdot \vec{p}_A)^2] \delta^{ij} + 2p_A^i p_A^j + [3(\hat{n}_A \cdot \vec{p}_A)^2 - 5\|\vec{p}_A\|^2] n_A^i n_A^j + 12(\hat{n}_A \cdot \vec{p}_A) n_A^{(i} p_A^{j)} \right\} + \frac{G^2}{8} \sum_A \sum_{B \neq A} m_A m_B \left\{ -\frac{32}{s_{AB}} \left(\frac{1}{r_{AB}} + \frac{1}{s_{AB}} \right) n_{AB}^i n_{AB}^j + 2 \left(\frac{r_A + r_B}{r_{AB}^3} + \frac{12}{s_{AB}^2} \right) n_A^i n_B^j + 32 \left(\frac{2}{s_{AB}^2} - \frac{1}{r_{AB}^2} \right) n_A^{(i} n_{AB}^{j)} + \left[\frac{5}{r_{AB} r_A} - \frac{1}{r_{AB}^3} \left(\frac{r_B^2}{r_A} + 3r_A \right) - \frac{8}{s_{AB}} \left(\frac{1}{r_A} + \frac{1}{s_{AB}} \right) \right] n_A^i n_A^j + \left[5 \frac{r_A}{r_{AB}^3} \left(\frac{r_A}{r_B} - 1 \right) - \frac{17}{r_{AB} r_A} + \frac{4}{r_A r_B} + \frac{8}{s_{AB}} \left(\frac{1}{r_A} + \frac{4}{r_{AB}} \right) \right] \delta^{ij} \right\}, \quad (12)$$

where $s_{AB} \equiv r_A + r_B + r_{AB}$. The other two terms in Eq. (10) can be shown to be small in the near zone ($r \ll \lambda$, where the characteristic wavelength $\lambda \sim 100M$ for $r_{AB} \sim 10M$). However, $h_{ij}^{\text{TT(NZ)}}$ is only a valid approximation to h_{ij}^{TT} in the near zone, and becomes highly inaccurate when used further afield.

Setting aside these far-field issues, Tichy *et al.* [45] applied Schäfer's formulation, in the context of a black-hole binary system, to construct initial data that are accurate up to $O(v/c)^5$ in the near zone. They noted that the ADM-TT decomposition was well-adapted to the use of a puncture approach to handle black-hole singularities. This approach is essentially an extension of the method introduced in [10]. It allows a simple numerical treatment of the black holes without the need for excision.

The PN-based puncture data of Tichy *et al.* have not been used for numerical evolutions. This is in part because these data, just like standard puncture data [10, 49, 50, 51], do not contain realistic gravitational waves in the far zone: $h_{ij}^{\text{TT(NZ)}}$ does not even vaguely agree with the 2PN approximation to the waveform amplitude

nor with the quadrupole approximation to the waveform phase for realistic inspiral.

To illustrate this, we restrict to the case of two point sources, and compute the ‘‘plus’’ and ‘‘cross’’ polarizations of the near-zone approximation for h_{ij}^{TT} :

$$h_+^{\text{(NZ)}} = h_{ij}^{\text{TT(NZ)}} e_\theta^i e_\theta^j, \quad (13)$$

$$h_\times^{\text{(NZ)}} = h_{ij}^{\text{TT(NZ)}} e_\theta^i e_\phi^j. \quad (14)$$

For comparison, the corresponding polarizations of the quadrupole approximation for the gravitational-wave strain are given by (paraphrasing Eq. (3.4) of [52]):

$$h_+ = \frac{2G\mathcal{M}}{r} (1 + \cos^2 \theta) (\pi G \mathcal{M} f_{\text{GW}})^{2/3} \cos(\Phi_{\text{GW}}), \quad (15)$$

$$h_\times = \frac{4G\mathcal{M}}{r} \cos \theta (\pi G \mathcal{M} f_{\text{GW}})^{2/3} \sin(\Phi_{\text{GW}}), \quad (16)$$

where $\mathcal{M} \equiv \nu^{3/5} M$ is the ‘‘chirp mass’’ of the binary, given in terms of the total PN mass of the system $M = m_1 + m_2$, and the symmetric mass ratio $\nu = m_1 m_2 / M^2$. The angle θ is the ‘‘inclination angle of orbital angular

momentum to the line of sight toward the detector”; that is, just the polar angle to the field point, when the binary moves in the x - y plane. Φ_{GW} and f_{GW} are the phase and frequency of the radiation at time t , exactly twice the orbital phase $\Phi(t-r)$ and orbital frequency $\Omega(t-r)/2\pi$.

The lowest-order PN prediction for radiation-reaction effects yields a simple inspiral of the binary over time, with orbital phasing given by

$$\Phi(\tau) = \Phi(t_c) - \frac{1}{\nu} \Theta^{5/8}, \quad (17)$$

$$\Omega(\tau) = \frac{1}{8GM} \Theta^{-3/8}, \quad (18)$$

where $\Theta \equiv \nu(t_c - \tau)/5GM$, M and ν are given below (16), and t_c is a nominal “coalescence time”. To evaluate (13-14), we need the transverse momentum p corresponding to the desired separation r_{12} . The simplest expression for this is the classical Keplerian relation, which we give parameterized by $\Omega(\tau)$:

$$r_{12} = G^{1/3} M (M\Omega)^{-2/3}, \quad (19)$$

$$p = M\nu(GM\Omega)^{1/3}. \quad (20)$$

In Fig. 1 we compare the plus polarization of the two waveforms (13) and (15) at a field point $r = 100M$,

$\theta = \pi/4$, $\phi = 0$, for a binary in the x - y plane, with initial separation $r_{12} = 10M$. The orbital frequency of the binary is related to the separation r_{12} and momenta p entering (13) by (19-20). To this level of approximation, the binary has a nominal PN coalescence time $t_c \approx 780M$. As might have been anticipated, both phase and amplitude of $h_{ij}^{\text{TT}(4)}$ are wrong outside the near zone. This means that the data constructed from $h_{ij}^{\text{TT}(4)}$ have the wrong wave content, but nevertheless these data are still accurate up to order $(v/c)^3$ in the far zone.

It is evident from the present-time dependence of (12) that it cannot actually contain any of the past history of an inspiralling binary. We would expect that a correct “wave-like” contribution should depend rather on the retarded time of each contributing point source. It seems evident that the correct behavior must, in fact, be contained in the as-yet unevaluated parts of (10). The requisite evaluation is what we undertake in the next section.

III. COMPLETING THE EVALUATION OF h_{ij}^{TT}

To move forward, we will simplify (10) and (12) to the case of only two particles. Then (10) reduces to:

$$h_{ij}^{\text{TT}} = h_{ij}^{\text{TT}(\text{NZ})} + 16\pi G \int \left[\frac{p_{1i} p_{1j}}{m_1} e^{i\vec{k}\cdot(\vec{x}-\vec{x}_1)} + \frac{p_{2i} p_{2j}}{m_2} e^{i\vec{k}\cdot(\vec{x}-\vec{x}_2)} - \frac{G}{2} m_1 m_2 \frac{n_{21i} n_{12j}}{r_{12}} e^{i\vec{k}\cdot(\vec{x}-\vec{x}_1)} - \frac{G}{2} m_2 m_1 \frac{n_{21i} n_{21j}}{r_{12}} e^{i\vec{k}\cdot(\vec{x}-\vec{x}_2)} \right]_{\tau}^{\text{TT}} \cdot \frac{(\omega/k)^2 e^{-i\omega(t-\tau)}}{k^2 - (\omega + i\epsilon)^2} \frac{d^3\vec{k} d\omega d\tau}{(2\pi)^4} + h_{ij,(\text{div})}^{\text{TT}} \quad (21)$$

$$= h_{ij}^{\text{TT}(\text{NZ})} + H_{ij}^{\text{TT}1} \left[\frac{\vec{p}_1}{\sqrt{m_1}} \right] + H_{ij}^{\text{TT}2} \left[\frac{\vec{p}_2}{\sqrt{m_2}} \right] - H_{ij}^{\text{TT}1} \left[\sqrt{\frac{G m_1 m_2}{2 r_{12}}} \hat{n}_{12} \right] - H_{ij}^{\text{TT}2} \left[\sqrt{\frac{G m_1 m_2}{2 r_{12}}} \hat{n}_{12} \right] + h_{ij,(\text{div})}^{\text{TT}}, \quad (22)$$

where

$$H_{ij}^{\text{TT}A}[\vec{u}] := 16\pi G \int d\tau \frac{d^3\vec{k} d\omega}{(2\pi)^4} [u_i u_j]_{\tau}^{\text{TT}} \frac{(\omega/k)^2}{k^2 - (\omega + i\epsilon)^2} e^{i\vec{k}\cdot(\vec{x}-\vec{x}_A(\tau))} e^{-i\omega(t-\tau)}. \quad (23)$$

Here, the “TT projection” is effected using the operator $P_i^j := \delta_i^j - k_i k_j / k^2$. For an arbitrary spatial vector \vec{u} ,

$$\begin{aligned} [u_i u_j]^{\text{TT}} &= u_c u_d \left(P_i^c P_j^d - \frac{1}{2} P_{ij} P^{cd} \right) \\ &= u_i u_j + \frac{1}{2} \left[\left(\frac{u_c k^c}{k} \right)^2 - u^2 \right] \delta_{ij} \\ &\quad + \frac{1}{2} \left[\left(\frac{u_c k^c}{k} \right)^2 + u^2 \right] \frac{k_i k_j}{k^2} \\ &\quad - 2 \left(\frac{u_c k^c}{k} \right) \frac{u_{(i} k_{j)}}{k}. \end{aligned} \quad (24)$$

Details on the evaluation of these terms are presented in Appendix A. After calculation, we write the result as

a sum of terms evaluated at the *present* field-point time t , the *retarded* time t_A^r defined by

$$t - t_A^r - r_A(t_A^r) = 0, \quad (25)$$

and *integrals* between t_A^r and t ,

$$\begin{aligned} H_{\text{TT}A}^{ij}[\vec{u}] &= H_{\text{TT}A}^{ij}[\vec{u}; t] + H_{\text{TT}A}^{ij}[\vec{u}; t_A^r] \\ &\quad + H_{\text{TT}A}^{ij}[\vec{u}; t_A^r \rightarrow t], \end{aligned} \quad (26)$$

where the three parts are given by:

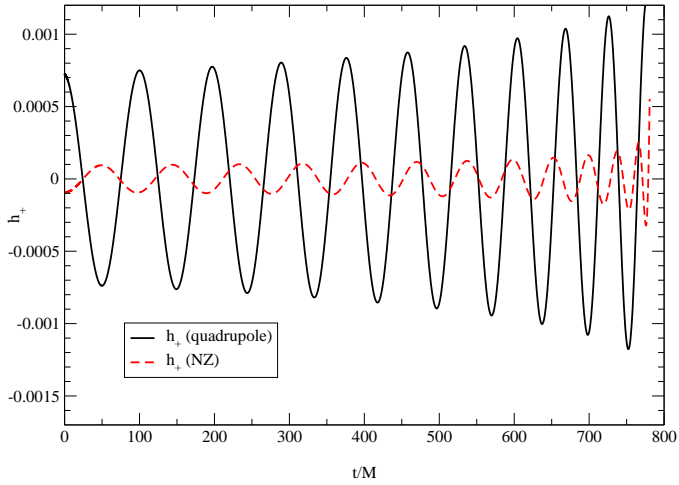


FIG. 1: Plus polarization of the quadrupole (black/solid) and near-zone (red/dashed) strains observed at field point $r = 100M$, $\theta = \pi/4$, $\phi = 0$. The binary orbits in the x - y plane, with initial separation $r_{12} = 10M$, and a nominal coalescence time $t_c \approx 780M$. Both phase and amplitude of $h_{ij}^{\text{TT}(4)}$ are very wrong outside the near zone.

$$H_{\text{TT}A}^{ij}[\vec{u}; t] = -\frac{1}{4} \frac{G}{r_A(t)} \left\{ [u^2 - 5(\vec{u} \cdot \hat{n}_A)^2] \delta^{ij} + 2u^i u^j + [3(\vec{u} \cdot \hat{n}_A)^2 - 5u^2] n_A^i n_A^j + 12(\vec{u} \cdot \hat{n}_A) u^{(i} n_A^{j)} \right\}_t, \quad (27)$$

$$H_{\text{TT}A}^{ij}[\vec{u}; t_A^r] = \frac{G}{r_A(t_A^r)} \left\{ [-2u^2 + 2(\vec{u} \cdot \hat{n}_A)^2] \delta^{ij} + 4u^i u^j + [2u^2 + 2(\vec{u} \cdot \hat{n}_A)^2] n_A^i n_A^j - 8(\vec{u} \cdot \hat{n}_A) u^{(i} n_A^{j)} \right\}_{t_A^r}, \quad (28)$$

$$H_{\text{TT}A}^{ij}[\vec{u}; t_A^r \rightarrow t] = -G \int_{t_A^r}^t d\tau \frac{(t-\tau)}{r_A(\tau)^3} \left\{ [-5u^2 + 9(\vec{u} \cdot \hat{n}_A)^2] \delta^{ij} + 6u^i u^j - 12(\vec{u} \cdot \hat{n}_A) u^{(i} n_A^{j)} + [9u^2 - 15(\vec{u} \cdot \hat{n}_A)^2] n_A^i n_A^j \right\} - G \int_{t_A^r}^t d\tau \frac{(t-\tau)^3}{r_A(\tau)^5} \left\{ [u^2 - 5(\vec{u} \cdot \hat{n}_A)^2] \delta^{ij} + 2u^i u^j - 20(\vec{u} \cdot \hat{n}_A) u^{(i} n_A^{j)} + [-5u^2 + 35(\vec{u} \cdot \hat{n}_A)^2] n_A^i n_A^j \right\}. \quad (29)$$

In Fig. 2, we show the retarded times calculated for each particle, as measured at points along the x axis, for the same orbit as in Fig. 1. We also show the corresponding retarded times for a binary in an exactly circular orbit. Since the small-scale oscillatory effect of the finite orbital radius would be lost by the overall linear trend, we have multiplied by the orbital radius.

A. Reconciling with Jaranowski & Schäfer's $h_{ij}^{\text{TT}(4)}$

From the derivation above it is clear that h_{ij}^{TT} includes retardation effects, so it will not depend solely on the present time. We might even expect that all “present-time” contributions should vanish individually, or should cancel out. It can be seen easily from (27) that the “ t ” part of the second and third terms of Eq. (22) exactly cancel out the “kinetic” part (first line) of Eq. (12). Thus, we can simply remove that line in Eq. (12), and use the

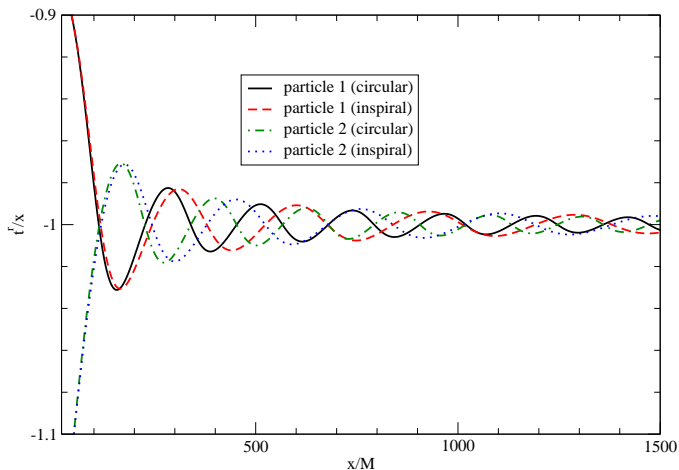


FIG. 2: Retarded times for particles 1 and 2, as measured by observers along the x axis at the initial time $t = 0$, for the binary of Fig. 1. To highlight the oscillatory effect of the finite-radius orbit on t^r , we first divide by the average field distance r .

“ t^r ” part instead. One may similarly inquire whether the “ t ” parts of the fourth and fifth terms of Eq. (22) above,

$$h_{ij}^{\text{TT}(pot,now)} \equiv -H_{ij}^{\text{TT}1} \left[\sqrt{\frac{G m_1 m_2}{2 r_{12}}} \hat{n}_{12}; t \right] - H_{ij}^{\text{TT}2} \left[\sqrt{\frac{G m_1 m_2}{2 r_{12}}} \hat{n}_{12}; t \right], \quad (30)$$

also cancel the remaining, “potential” parts of Eq. (12). The answer is “not completely”; expanding in powers of $1/r$, we find:

$$h_{ij}^{\text{TT}(pot,4)} + h_{ij}^{\text{TT}(pot,now)} = \frac{G^2 m_1 m_2 r_{12}}{16 r^3} \left\{ (3 + 14 W^2 - 25 W^4) \delta_{ij} - 4 (1 + 5 W^2) n_{12i} n_{12j} - 5 (1 + 6 W^2 - 7 W^4) n_{1i} n_{1j} + 2 W (7 + 9 W^2) (n_{12i} n_{1j} + n_{12j} n_{1i}) \right\} + O(1/r^4) \quad (31)$$

where $W \equiv \sin \theta \cos(\phi - \Phi(t))$, and $\Phi(t)$ is the orbital phase of particle 1 at the present time t . That is, the “new” contribution cancels the $1/r$ and $1/r^2$ pieces of $h_{ij}^{\text{TT}(4)}$ entirely. In the far zone the result is thus smaller than the $h_{ij,(div)}^{\text{TT}}$ term which we are ignoring everywhere, since it is small both in the near and the far zone [43].

We note here two general properties of the contributions to the full h_{ij}^{TT} .

1. In the near zone $h_{ij}^{\text{TT}(4)}$ is the dominant term since all other terms arise from $(\square_{ret}^{-1} - \Delta^{-1})s_{kl}$. Thus all other terms must cancel within the accuracy of the near-zone approximation.
2. $h_{ij}^{\text{TT}(4)}$ is wrong far from the sources; thus, the new corrections should “cancel” $h_{ij}^{\text{TT}(4)}$ entirely, far from sources. Note, however, that while $h_{ij} = -\square_{ret}^{-1}s_{kl}$ depends only on retarded time, its TT-projection $h_{ij}^{\text{TT}} = \delta_{ij}^{\text{TT}kl} h_{kl}$ has a more complicated causal structure; E.g. the finite time integral comes from applying the TT-projection. [Proof: Even if we had a source given exactly by \bar{s}_{kl} , $h_{ij}^{\text{TT}(4)}$ would depend only the present time, h_{ij} would depend only on retarded time, and h_{ij}^{TT} would (as we have computed) contain a finite time integral term.]

Additionally, the full h_{ij}^{TT} agrees well with quadrupole predictions, which we demonstrate in Section IV.

IV. NUMERICAL RESULTS AND INVARIANTS

A. Phasing and Post-Keplerian Relations

It has been known for some time (see for example [53]) that gravitational wave phase plays an even more important part in source identification than does wave amplitude. In PN work, phase and amplitude are estimated somewhat separately; the amplitude requires knowledge of the time-dependent multipoles, used in developing the full metric, while the phase can be relatively simply approximated from the orbital equations of motion, taking into account the gravitational wave flux at infinity to evolve the orbital parameters [54].

The quadrupole waveform introduced for the comparison in Fig. 1 had an amplitude accurate to $O(v/c)^4$ and the simplest available time evolution for the phase. Waveform phase is a direct consequence of orbital phase. To lowest order, we could have assumed a binary moving in a circular orbit (of zero eccentricity) since, up to 2PN order, we can have circular orbits, where the linear momentum, p , of each particle is related to the separa-

tion r_{12} by, say, Eq. (24) of [45]. Nevertheless, circular orbits are physically unrealistic – since radiation reaction will lead to inspiral and merger of the particles – and Eqs. (17-18) already include leading-order radiation-reaction effects. Moreover, the phase errors that would accrue from using purely circular orbits would be larger, the further from the sources we tried to compute them.

The calculations of section III lead to waveform amplitudes that are accurate at $O(v/c)^4$ everywhere. However, we desire that our initial-data wave content already encode the phase as accurately as possible. Highly accurate *phase* for our initial data (via h^{TT}), and hence in the leading edge of the waveforms we would extract from numerical evolution, is critical for parameter estimation following a detection.

For demonstrative purposes, in this section, we will restrict ourselves to the simplest phasing relations consistent with radiation-reaction inspiral as given by Eqs. (17-18), while using higher-order PN expressions than Eqs. (19-20) for relating the orbit to the phase. For example, from [55], we have found to second PN (beyond leading) order:

$$\frac{r_{12}(\Omega)}{GM} = (GM\Omega)^{-2/3} - \frac{(3-\nu)}{3} - \frac{(18-81\nu-8\nu^2)}{72}(GM\Omega)^{2/3}, \quad (32)$$

$$\frac{p(\Omega)}{M\nu} = (GM\Omega)^{1/3} + \frac{(15-\nu)}{6}(GM\Omega) + \frac{(441-324\nu-\nu^2)}{72}(GM\Omega)^{5/3}, \quad (33)$$

and we note that higher-order equivalents of these can be computed from [56].

In the numerical construction of initial data, the primary input is the coordinate separation of the holes. In placing the punctures on the numerical grid, the separation must be maintained exactly. To ensure this, we invert Eq. (32) to obtain the exact Ω_r corresponding to our desired r_{12} . Then we use Eq. (18) with $t = 0$ to find the coalescence time t_c that yields this Ω_r . Once we have obtained t_c , we then find the orbital phase Φ and frequency Ω at any source time τ directly from Eqs. (17-18), and the corresponding separation r_{12} and momentum p from Eqs. (32-33), or their higher-order equivalents.

In Fig. 3, we show a representative component of the retarded-time part of h_{ij}^{TT} for both circular and leading-order inspiral orbits. For both orbits, we use the extended Keplerian relations (32) and (33); otherwise the orbital configuration is that of Fig. 1. The coalescence time is now $t_c \sim 1100M$. We can see that the cumulative wavelength error of the circular-orbit assumption becomes very large at large distances from the sources. This demonstrates that using inspiral orbits instead of circular orbits will significantly enhance the phase accuracy of the initial data, even though circular orbits are in principle sufficient when we include terms only up to $O(v/c)^4$ as done in this work. From now on we use only inspiral orbits.

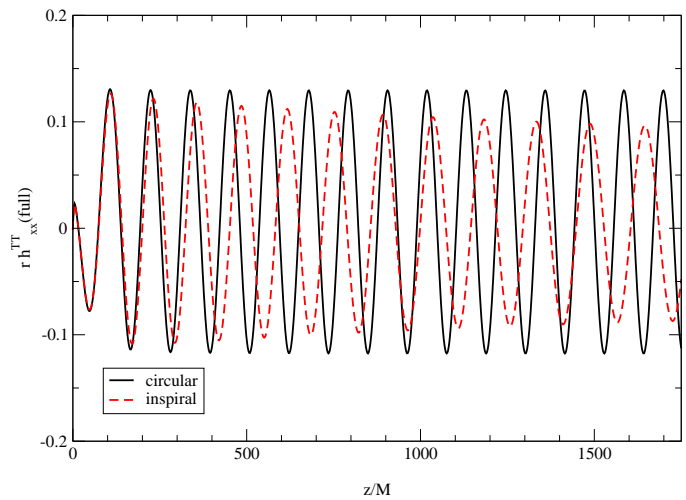


FIG. 3: The xx component of the full h_{ij}^{TT} for a binary with initial separation $r_{12} = 10M$ in a circular (black/solid) or inspiralling (red/dashed) orbit. Both fields have been rescaled by the observer radius $r = z$ to compensate for the leading $1/r$ fall-off. The orbital configuration is the same as for Fig. 1, apart from the Keplerian relations, where we have used the higher-order relations (32-33), yielding $t_c \sim 1100M$. Note the frequency broadening at more distant field points.

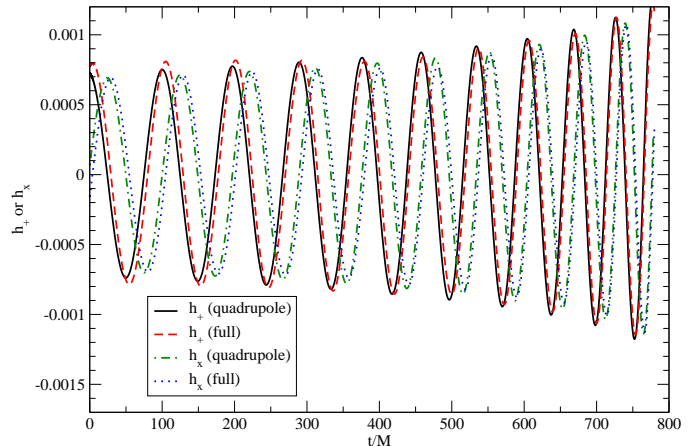


FIG. 4: Plus and cross polarizations of the strain observed at field point $r = 100M$, $\theta = \pi/4$, $\phi = 0$. Both the quadrupole-approximation waveform (black/solid and green/dot-dashed) and the full (red/dashed and blue/dotted) waveforms coming from h_{ij}^{TT} are shown. The orbital configuration is the same as for Fig. 1.

Next, we compare our full waveform h_{ij}^{TT} (expressed as the combinations h_+ and h_\times) at an intermediate-field position ($r = 100M$, $\theta = \pi/4$, $\phi = 0$) to the lowest-order quadrupole result. In Fig. 4, the orbital configuration is the same as for Fig. 1. As one can see, both the $+$ and \times polarizations of our h_{ij}^{TT} agree very well with quadrupole results, as they should. We demonstrate the near- and intermediate-zone behavior of the new data on

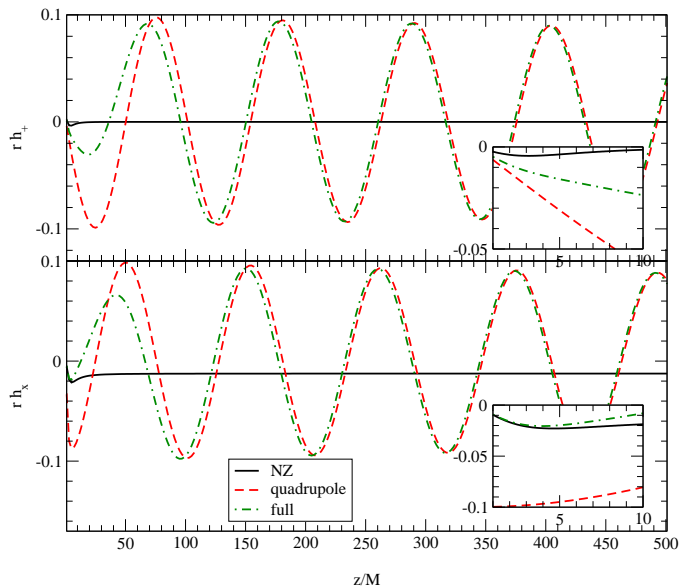


FIG. 5: Plus and cross polarizations of the strain observed at $t = 0$ along the z axis. We show the near-zone (solid/black), the quadrupole (dashed/red) and full (dot-dashed/green) waveforms. All waveforms have been rescaled by the observer radius $r = z$ to compensate for the leading $1/r$ fall-off. The orbital configuration is the same as for Fig. 1.

the initial spatial slice in Fig. 5. The quadrupole and full solutions agree very well outside $\sim 100M$. However, the full solution's phase and amplitude approach the NZ solution closer to the sources.

B. Numerical Implementation

After having confirmed that we have a PN three-metric g_{ij} that is accurate up to errors of order $O(v/c)^5$, and that correctly approaches the quadrupole limit outside the near zone, we are now ready to construct initial data for numerical evolutions. In order to do so, we need the intrinsic curvature K_{ij} , which can be computed as in Tichy *et al.* [45] from the conjugate momentum. The difference is that here we use the full \dot{h}_{ij}^{TT} instead of the near-zone approximation $\dot{h}_{ij}^{\text{TT}(4)}$ to obtain the conjugate momentum [43]. The result is

$$K^{ij} = -\psi_{PN}^{-10} \left[\tilde{\pi}_{(3)}^{ij} + \frac{1}{2} \dot{h}_{ij}^{\text{TT}} + (\phi_{(2)} \tilde{\pi}_{(3)}^{ij})^{\text{TT}} \right] + O(v/c)^6, \quad (34)$$

where the error term comes from neglecting terms like $h_{ij,(\text{div})}^{\text{TT}}$ at $O(v/c)^5$ in h_{ij}^{TT} , and where ψ_{PN} , $\tilde{\pi}_{(3)}^{ij}$ and $\phi_{(2)}$ can be found in Tichy *et al.* [45]. An additional difference is that the time derivative of h_{ij}^{TT} is evaluated numerically in this work. Note that the results for g_{ij} are accurate up to $O(v/c)^4$, while the results for K_{ij} are

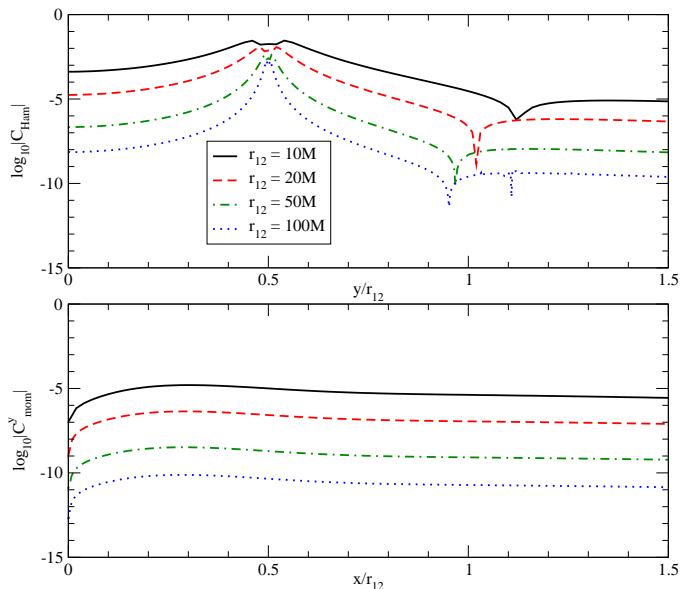


FIG. 6: Upper panel: Hamiltonian constraint violation along the y axis of our new data in the near zone, as a function of binary separation r_{12} . Lower panel: Momentum constraint (y -component) violation of the same data along the x axis. The orbital configuration is that of Fig. 3. Distances have been scaled relative to r_{12} , so that the punctures are initially at $y/r_{12} = \pm 0.5$.

accurate up to $O(v/c)^5$, because K_{ij} contains an additional time derivative [45, 57, 58].

Next we show the violations of the Hamiltonian and momentum constraints computed from g_{ij} and K_{ij} , as functions of the binary separation r_{12} . As we can see in both panels of Fig. 6, the constraints become smaller for larger separations, because the post-Newtonian approximation gets better. Note that, as in [45], the constraint violation remains finite everywhere, and is largest near each black hole.

C. Curvature Invariants and Asymptotic Flatness

In analysis of both initial and evolved data, it is often instructive to investigate the behavior of scalar curvature invariants, as these give some idea of the far-field properties of our solution. We expect, for an asymptotically flat space-time, that in the far field, the speciality index $\mathcal{S} \equiv 27\mathcal{J}^2/\mathcal{I}^3$ will be close to unity. This can be seen from the following arguments. Let us choose a tetrad such that the Weyl tensor components ψ_1 and ψ_3 are both zero. Further, we assume that in the far field ψ_0 and ψ_4 are both perturbations of order ϵ off a Kerr background. Then

$$\mathcal{S} \approx 1 - 3 \frac{\psi_0 \psi_4}{\psi_2^2} + O(\epsilon^3), \quad (35)$$

which is indeed close to one. Note however, that this argument only works if the components of the Weyl tensor obey the peeling theorem, such that $\psi_2 \sim O(r^{-3})$, $\psi_0 \sim O(r^{-5})$ and $\psi_4 \sim O(r^{-1})$. In particular, if ψ_0 falls off more slowly than $O(r^{-5})$, S will grow for large r . Now observe that $\psi_0 \sim O(r^{-5}) \sim M^3/r^5$ is formally of $O(v/c)^6$. Thus, in order to see the expected behavior of $S \approx 1$ in the far-field we need to go to $O(v/c)^6$. If we only go to $O(v/c)^4$ (as done in this work) ψ_0 consists of uncontrolled remainders only, which should in principle be dropped. When we numerically compute S we find that for our data, S deviates further and further from unity for large distances from the binary. This reflects the fact that the so-called “incoming” Weyl scalar ψ_0 only falls off as $1/r^3$, due to uncontrolled remainders at $O(v/c)^6$, which arise from a mixing of the background with the TT waveform.

V. DISCUSSION AND FUTURE WORK

Exploring and validating PN inspiral waveforms is crucially important for gravitational-wave detection and for our theoretical understanding of black-hole binaries. Our goal has been to provide a step forward in this understanding by building a direct interface between the PN approach and numerical evolution, along the lines initially outlined in Ref. [45]. In this paper we have essentially completed the calculation of the transverse-traceless part of the ADM-TT metric to $O(v/c)^4$ provided in [45], yielding data that, on the initial Cauchy slice, will describe the space-time into the far-field. We have incorporated this formulation into a numerical initial-data routine adapted to the “puncture” topology that has been so successful recently, and have explored these data’s numerical properties on the initial slice.

Our next step is to evolve these data with moving punctures, and investigate how the explicit incorporation of post-Newtonian waveforms in the initial data affects both the ensuing slow binary inspiral of the sources and the release of radiation from the system. We note especially that our data are non-conformally flat beyond $O(v/c)^3$. We expect our data to incorporate smaller unphysical initial distortions in the black holes than is possible with conformal flatness, and hence less spurious gravitational radiation during the numerical evolution. We see this as a very positive step toward providing further validation of numerical relativity results for multiple orbit simulations, since it permits comparison with PN results where they are expected to be reliable. Our initial data will also allow us to fully evaluate the validity of PN results for merging binaries by enabling comparison with the most accurate numerical relativity results.

We expect that further development of these data will certainly involve the use of more accurate orbital phasing information than the leading order given by Eqs. (17-18). This information is available in radiative coordinates (see, e.g. Eq. (6.29) of [59]) appropriate for far-field eval-

uation of the gravitational radiative modes; it may be possible to produce them in ADM-TT coordinates via a contact transformation, or by direct calculation (see, e.g. [60]). For initial separations similar to the fiducial test case of this paper, $r_{12} = 10M$, the order necessary for clean matching of the initial wave content with the new radiation generated in evolution should not be particularly high [26]. As noted, the Keplerian relations Eqs. (32-33) can easily be extended to higher PN order.

The data presented already allow for arbitrary initial mass ratios ν ; this introduces the possibility of significant gravitational radiation in odd- l multipoles, together with associated phenomena, such as in-plane recoil “kicks”. An interesting future development of these data will be the inclusion of spin angular momenta on the pre-merger holes. This will open our initial-data prescription to describing an even richer spectrum of binary radiation.

Acknowledgments

We would like to thank L. Blanchet and G. Schäfer for generous assistance and helpful discussion.

M.C., B.K. and B.W. gratefully acknowledge the support of the NASA Center for Gravitational Wave Astronomy (NAG5-13396). M.C. and B.K. also acknowledge the NSF for financial support under grants PHY-0354867 and PHY-0722315. B.K. also acknowledges support from the NASA Postdoctoral Program at the Oak Ridge Associated Universities. The work of W.T. was supported by NSF grant PHY-0555644. W.T. also acknowledges partial support from the NCSA under Grant PHY-060040T. The work of B.W. was also supported by NSF grants PHY-0245024 and PHY-0555484.

APPENDIX A: DETAILS OF INTEGRAL CALCULATION

Here we present some more details of the calculations that lead to the three contributions to Eq. (23): Eqs. (27-29). Inserting Eq. (24) in the general integral (23), we can write $H_{TTA}^{ij}[\vec{u}]$ as a combination of scalar and tensor terms:

$$\begin{aligned}
 H_{ij}^{TTA}[\vec{u}] = & 16\pi G \int d\tau \left\{ \left[u_i u_j - \frac{u^2}{2} \delta_{ij} \right]_{\tau} I_A \right. \\
 & + \left[\frac{u^2}{2} \right]_{\tau} I_{ijA} + \left[\frac{u_c u_d}{2} \right]_{\tau} I_A^{cd} \delta_{ij} \\
 & \left. - [2u_c u_{(i}]_{\tau} I_{j)A}^c + \left[\frac{u_c u_d}{2} \right]_{\tau} I_{ijA}^{cd} \right\} \quad (A1)
 \end{aligned}$$

where the “ I ” integrals are defined as:

$$I_A \equiv \int \frac{d^3 \vec{k} d\omega}{(2\pi)^4} \frac{(\omega/k)^2 e^{i k r_A \cos \theta - i \omega T}}{k^2 - (\omega + i \epsilon)^2}, \quad (\text{A2})$$

$$I_A^{ij} \equiv \int \frac{d^3 \vec{k} d\omega}{(2\pi)^4} \frac{k^i k^j}{k^2} \times \frac{(\omega/k)^2 e^{i k r_A \cos \theta - i \omega T}}{k^2 - (\omega + i \epsilon)^2}, \quad (\text{A3})$$

$$I_A^{ijcd} \equiv \int \frac{d^3 \vec{k} d\omega}{(2\pi)^4} \frac{k^i k^j k^c k^d}{k^4} \times \frac{(\omega/k)^2 e^{i k r_A \cos \theta - i \omega T}}{k^2 - (\omega + i \epsilon)^2}. \quad (\text{A4})$$

Here $T \equiv t - \tau$, and $\vec{r}_A \equiv \vec{x} - \vec{x}_A$. We have also taken our integration coordinates such that \vec{r}_A lies in the z direction, so that the dummy momentum vector \vec{k} satisfies

$$\vec{k} \cdot \vec{r}_A = k r_A \cos \theta, \quad (\text{A5})$$

$$d^3 \vec{k} = k^2 dk \sin \theta d\theta d\phi. \quad (\text{A6})$$

Define the unit orthogonal vectors $\hat{n}_A \equiv (0, 0, 1)$, $\hat{\ell} \equiv (\cos \phi, \sin \phi, 0)$. Then we can write

$$\vec{k} = k \cos \theta \hat{n}_A + k \sin \theta \hat{\ell} \Rightarrow \vec{k} \cdot \vec{r}_A = r_A \vec{k} \cdot \hat{n}_A.$$

We can also define a projector tensor onto $\hat{\ell}$:

$$Q^{ab} \equiv \delta^{ab} - n^a n^b \Rightarrow Q^a_b = \delta^a_b - n^a n_b \\ \Rightarrow Q^a_c Q^c_b = Q^a_b, \quad Q^a_b n^b = 0, \quad Q^a_b \ell^b = \ell^a.$$

1. Angular integration

We will neglect the A subscript for now, until it becomes relevant again. To calculate the integrals (A2-A4), we begin with the ϕ integration. The only ϕ dependence comes from the $\vec{\ell}$ parts of the \vec{k} terms. It can be seen from elementary trigonometric integrals that:

$$\int d\phi \ell^a = \int d\phi \ell^a \ell^b \ell^c = 0, \quad \int d\phi \ell^a \ell^b = \pi Q^{ab}, \\ \int d\phi \ell^a \ell^b \ell^c \ell^d = \frac{\pi}{4} (Q^{ab} Q^{cd} + Q^{ac} Q^{bd} + Q^{ad} Q^{bc}).$$

We use these to calculate the ϕ integrals for I_A^{ab} and I_A^{abcd} . Define $w \equiv \cos \theta$. Then

$$\int d\phi 1 = 2\pi, \\ \int d\phi \frac{k^a k^b}{k^2} = 2\pi w^2 n^a n^b + \pi(1 - w^2) Q^{ab}, \\ \int d\phi \frac{k^a k^b k^c k^d}{k^4} = 2\pi w^4 n^a n^b n^c n^d \\ + 6\pi w^2 (1 - w^2) Q^{(ab} n^c n^d) \\ + \frac{3\pi}{4} (1 - w^2)^2 Q^{(ab} Q^{cd)}.$$

So the next integrals will differ in their θ dependence, contained in the powers of w above. The θ integrals will contain the following basic types:

$$g_0(a) \equiv \int_{-1}^{+1} dw e^{aw} = 2 \frac{\sinh a}{a}, \quad (\text{A7})$$

$$g_2(a) \equiv \int_{-1}^{+1} dw w^2 e^{aw} = 2 \frac{\sinh a}{a} - 4 \frac{\cosh a}{a^2} \\ + 4 \frac{\sinh a}{a^3} \quad (\text{A8})$$

$$g_4(a) \equiv \int_{-1}^{+1} dw w^4 e^{aw} = 2 \frac{\sinh a}{a} - 8 \frac{\cosh a}{a^2} \\ + 24 \frac{\sinh a}{a^3} - 48 \frac{\cosh a}{a^4} + 48 \frac{\sinh a}{a^5}. \quad (\text{A9})$$

Now I^{ab} and I^{abcd} can be written as the linear combinations:

$$I^{ab} = \frac{1}{2} [Q^{ab} I]_\tau + \left[(n^a n^b - \frac{1}{2} Q^{ab}) K \right]_\tau, \quad (\text{A10})$$

$$I^{abcd} = \left[\left(n^a n^b n^c n^d - 3 Q^{(ab} n^c n^d) + \frac{3}{8} Q^{(ab} Q^{cd)} \right) L \right]_\tau \\ + \left[\left(3 Q^{(ab} n^c n^d) - \frac{3}{4} Q^{(ab} Q^{cd)} \right) K \right]_\tau \\ + \frac{3}{8} [Q^{(ab} Q^{cd)} I]_\tau. \quad (\text{A11})$$

I here can be expressed in terms of $g_0(a)$ above:

$$I \equiv \int \frac{d\omega}{(2\pi)^3} \int \frac{d^3 \vec{k}}{2\pi} \frac{(\omega/k)^2}{k^2 - (\omega + i \epsilon)^2} e^{i k r \cos \theta - i \omega T} \\ = \int \frac{d\omega}{(2\pi)^3} \omega^2 e^{-i \omega T} \int_{-\infty}^{\infty} dk \frac{1/2}{k^2 - (\omega + i \epsilon)^2} g_0(i k r) \\ = \int \frac{d\omega}{(2\pi)^3} \omega^2 e^{-i \omega T} J_0. \quad (\text{A12})$$

The $1/2$ factor is because we moved to integrating k over the whole real line instead of the positive half-line (this is permissible as $g_n(a)$ is an even function of a). K and L are defined analogously to I , but with extra even powers of $\cos \theta = w$:

$$K \equiv \int \frac{d\omega}{(2\pi)^3} \int \frac{d^3 \vec{k}}{2\pi} \frac{(\omega/k)^2}{k^2 - (\omega + i \epsilon)^2} e^{i k r \cos \theta - i \omega T} \cos^2 \theta \\ = \int \frac{d\omega}{(2\pi)^3} \omega^2 e^{-i \omega T} \int_{-\infty}^{\infty} dk \frac{1/2}{k^2 - (\omega + i \epsilon)^2} g_2(i k r) \\ = \int \frac{d\omega}{(2\pi)^3} \omega^2 e^{-i \omega T} J_2, \quad (\text{A13})$$

$$L \equiv \int \frac{d\omega}{(2\pi)^3} \int \frac{d^3 \vec{k}}{2\pi} \frac{(\omega/k)^2}{k^2 - (\omega + i \epsilon)^2} e^{i k r \cos \theta - i \omega T} \cos^4 \theta \\ = \int \frac{d\omega}{(2\pi)^3} \omega^2 e^{-i \omega T} \int_{-\infty}^{\infty} dk \frac{1/2}{k^2 - (\omega + i \epsilon)^2} g_4(i k r) \\ = \int \frac{d\omega}{(2\pi)^3} \omega^2 e^{-i \omega T} J_4. \quad (\text{A14})$$

2. Momentum integration

Now we address the k integrals, defined as:

$$J_n \equiv \int_{-\infty}^{\infty} dk f_n(k) = \int_{-\infty}^{\infty} dk f_n^+(k) + \int_{-\infty}^{\infty} dk f_n^-(k),$$

where we collect the positive exponents in the g_n in the integrand of $f_n^+(k)$, and the negative exponents in $f_n^-(k)$:

$$f_n^+(k) \equiv \frac{g_n^+(i k r)/2}{k^2 - (\omega + i \epsilon)^2}, \quad f_n^-(k) \equiv \frac{g_n^-(i k r)/2}{k^2 - (\omega + i \epsilon)^2}.$$

We calculate this as the sum of contour integrals of the ‘‘plus’’ and ‘‘minus’’ integrands (necessary, as the opposite signs require different contours). Each of these has poles at $k = 0$, $k = k_+ \equiv \omega + i \epsilon$, and $k = k_- \equiv -\omega - i \epsilon$ (the first of these is from the g_n). We integrate the ‘‘plus’’ integrands anticlockwise around the contour C_1 , and the ‘‘minus’’ integrands anticlockwise around the contour C_2 (see Fig. 7); taking the limit $|k| \rightarrow \infty$, the contribution from the curved segments vanishes, and the residue theorem gives us:

$$J_n = 2 \pi i \operatorname{Res}[f_n^+, k_+] - 2 \pi i \operatorname{Res}[f_n^-, k_-] + \pi i \operatorname{Res}[f_n^+, 0] - \pi i \operatorname{Res}[f_n^-, 0]. \quad (\text{A15})$$

Calculating the residues, we find the values of each of the J_n :

$$J_0 = \frac{\pi e^{i r (\omega + i \epsilon)}}{r (\omega + i \epsilon)^2} - \frac{\pi}{r (\omega + i \epsilon)^2}, \quad (\text{A16})$$

$$J_2 = \frac{\pi e^{i r (\omega + i \epsilon)}}{r (\omega + i \epsilon)^2} + \frac{\pi e^{i r (\omega + i \epsilon)} [-2 + 2 i r (\omega + i \epsilon)]}{r^3 (\omega + i \epsilon)^4} + \frac{2 \pi}{r^3 (\omega + i \epsilon)^4}, \quad (\text{A17})$$

$$J_4 = \frac{\pi e^{i r (\omega + i \epsilon)}}{r (\omega + i \epsilon)^2} + \frac{4 \pi e^{i r (\omega + i \epsilon)}}{r^5 (\omega + i \epsilon)^6} [6 - 6 i r (\omega + i \epsilon) - 3 r^2 (\omega + i \epsilon)^2 + i r^3 (\omega + i \epsilon)^3] - \frac{24 \pi}{r^5 (\omega + i \epsilon)^6}. \quad (\text{A18})$$

3. Frequency integration

Now we perform the ω integration. Inserting the results (A16-A18) into (A12-A14) respectively, we see that each of I , K and L contains a delta function, which we

can extract:

$$\begin{aligned} I &= \frac{1}{4 \pi r} [\delta(T - r) - \delta(T)], \\ K &= \frac{1}{4 \pi r} \delta(T - r) + e^{-r \epsilon} \int \frac{d\omega}{(2 \pi)^3} e^{-i \omega (T - r)} F_{2a}(\omega) \\ &\quad + \int \frac{d\omega}{(2 \pi)^3} e^{-i \omega T} F_{2b}(\omega), \\ L &= \frac{1}{4 \pi r} \delta(T - r) + e^{-r \epsilon} \int \frac{d\omega}{(2 \pi)^3} e^{-i \omega (T - r)} F_{4a}(\omega) \\ &\quad + \int \frac{d\omega}{(2 \pi)^3} e^{-i \omega T} F_{4b}(\omega), \end{aligned}$$

where the new terms on the right-hand side come from the J_n above, grouped by exponential, as that is what determines the contours chosen during integration (see Fig. 7):

$$\begin{aligned} F_{2a}(\omega) &= \frac{\pi \omega^2 [-2 + 2 i r (\omega + i \epsilon)]}{r^3 (\omega + i \epsilon)^4}, \\ F_{2b}(\omega) &= \frac{2 \pi \omega^2}{r^3 (\omega + i \epsilon)^4}, \\ F_{4a}(\omega) &= \frac{\pi \omega^2}{r^5 (\omega + i \epsilon)^6} [24 - 24 i r (\omega + i \epsilon) - 12 r^2 (\omega + i \epsilon)^2 + 4 i r^3 (\omega + i \epsilon)^3], \\ F_{4b}(\omega) &= -\frac{24 \pi \omega^2}{r^5 (\omega + i \epsilon)^6}. \end{aligned}$$

Now the residues are as follows (taking the $\epsilon \rightarrow 0$ limit):

$$\begin{aligned} \operatorname{Res} [e^{-i \omega (T - r)} F_{2a}(\omega), -i \epsilon] &= \frac{2 \pi i T}{r^3}, \\ \operatorname{Res} [e^{-i \omega T} F_{2b}(\omega), -i \epsilon] &= -\frac{2 \pi i T}{r^3}, \\ \operatorname{Res} [e^{-i \omega (T - r)} F_{4a}(\omega), -i \epsilon] &= \frac{4 \pi i T^3}{r^5}, \\ \operatorname{Res} [e^{-i \omega T} F_{4b}(\omega), -i \epsilon] &= -\frac{4 \pi i T^3}{r^5}. \end{aligned}$$

The only pole is at $\omega = -i \epsilon$, so if we can close the contour in the upper half-plane, we will get zero.

- For $T < 0$, both the ‘‘a’’ and ‘‘b’’ integrals can be closed in C_1 . Result: zero contribution.
- For $0 < T < r$, the ‘‘a’’ integrals can be closed in C_1 , but the ‘‘b’’ integrals must be closed in C_2 . Result: ‘‘b’’ contribution.
- For $T > r$, both the ‘‘a’’ and ‘‘b’’ integrals must be closed in C_2 . But then the ‘‘a’’ and ‘‘b’’ residues cancel out. Result: zero contribution.

Thus the only interesting contribution happens in the interval $0 < T < r \Leftrightarrow t - r(\tau) < \tau < t$. In this case, the final integrals yield

$$\begin{aligned} \int \frac{d\omega}{(2 \pi)^3} e^{-i \omega (T - r)} F_{2b}(\omega) &= -\frac{T}{2 \pi r^3}, \\ \int \frac{d\omega}{(2 \pi)^3} e^{-i \omega (T - r)} F_{4b}(\omega) &= -\frac{T^3}{\pi r^5}, \end{aligned}$$

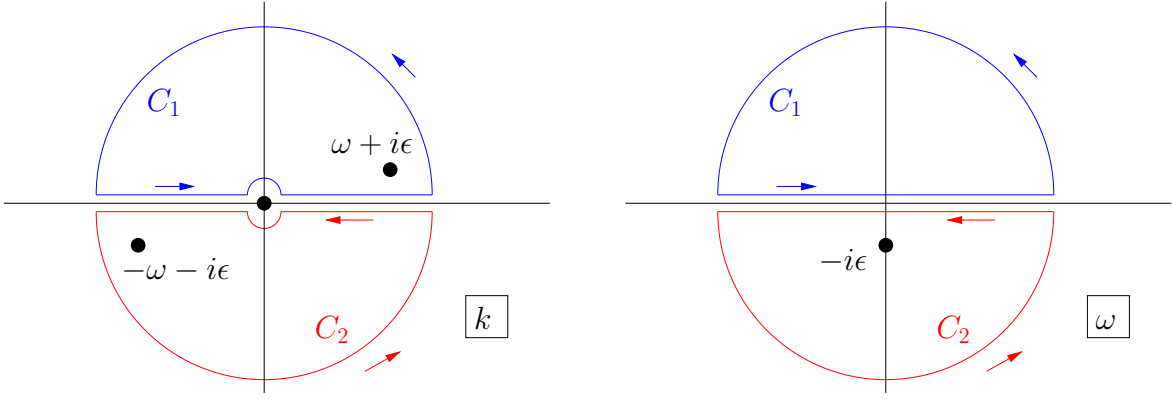


FIG. 7: Contours needed to complete integration over k (left) and ω (right).

leading to the final result for K and L :

$$\begin{aligned}
 I &= \frac{1}{4\pi r} \delta(T-r) - \frac{1}{4\pi r} \delta(T), \\
 K &= \frac{1}{4\pi r} \delta(T-r) - \Theta(T) \Theta(r-T) \frac{T}{2\pi r^3}, \\
 L &= \frac{1}{4\pi r} \delta(T-r) - \Theta(T) \Theta(r-T) \frac{T^3}{\pi r^5}.
 \end{aligned}$$

We use these to calculate the I^{ij} and I^{ijkl} :

$$I^{ij} = \left[n^i n^j \left(\frac{1}{4\pi r} \delta(T-r) - \Theta(T) \Theta(r-T) \frac{T}{2\pi r^3} \right) + \frac{1}{2} Q^{ij} \left(-\frac{1}{4\pi r} \delta(T) + \Theta(T) \Theta(r-T) \frac{T}{2\pi r^3} \right) \right]_{\tau} \quad (\text{A19})$$

$$\begin{aligned}
 I^{ijkl} &= \left[n^i n^j n^k n^l \left(\frac{1}{4\pi r} \delta(T-r) - \Theta(T) \Theta(r-T) \frac{T^3}{\pi r^5} \right) - 3 Q^{(ij} n^k n^l) \Theta(T) \Theta(r-T) \left(\frac{T}{2\pi r^3} - \frac{T^3}{\pi r^5} \right) \right. \\
 &\quad \left. + \frac{3}{8} Q^{(ij} Q^{kl)} \left(-\frac{1}{4\pi r} \delta(T) + \Theta(T) \Theta(r-T) \left(\frac{T}{\pi r^3} - \frac{T^3}{\pi r^5} \right) \right) \right]_{\tau}. \quad (\text{A20})
 \end{aligned}$$

4. Time integration

The final integrations will be over the source time τ . The ‘‘crossing times’’ for the two Θ functions are $\tau = t$ and $\tau = t^r$, where t is the present field time, and t^r the corresponding retarded time defined by (25). Now taking a general function $y(\tau)$, we find that

$$\begin{aligned}
 \int_{-\infty}^{\infty} d\tau I_A y(\tau) &= \frac{y(t_A^r)}{4\pi r_A(t_A^r)} - \frac{y(t)}{4\pi r_A(t)}, \\
 \int_{-\infty}^{\infty} d\tau I_A^{ij} y(\tau) &= \left[n_A^i n_A^j \frac{y(\tau)}{4\pi r_A} \right]_{\tau=t_A^r} - \left[\frac{1}{2} Q_A^{ij} \frac{y(\tau)}{4\pi r_A} \right]_{\tau=t} - \int_{t_A^r}^t d\tau \left(3 n_A^i n_A^j - \delta^{ij} \right) \frac{(t-\tau) y(\tau)}{4\pi r_A(\tau)^3}, \\
 \int_{-\infty}^{\infty} d\tau I_A^{ijkl} y(\tau) &= \left[n_A^i n_A^j n_A^k n_A^l \frac{y(\tau)}{4\pi r_A} \right]_{\tau=t_A^r} - \left[\frac{3}{8} Q_A^{(ij} Q_A^{kl)} \frac{y(\tau)}{4\pi r_A} \right]_{\tau=t} \\
 &\quad + \int_{t_A^r}^t d\tau \left(-3 Q_A^{(ij} n_A^k n_A^l + \frac{3}{4} Q_A^{(ij} Q_A^{kl)} \right) \frac{(t-\tau)}{2\pi r_A(\tau)^3} y(\tau) \\
 &\quad + \int_{t_A^r}^t d\tau \left(-n_A^i n_A^j n_A^k n_A^l + 3 Q_A^{(ij} n_A^k n_A^l - \frac{3}{8} Q_A^{(ij} Q_A^{kl)} \right) \frac{(t-\tau)^3}{\pi r_A(\tau)^5} y(\tau).
 \end{aligned}$$

These can now be substituted into the general integral (A1). We write the result as a sum of terms at the *present* field-point time t , the *retarded* time t_A^r , and *interval* terms between them,

$$H_{\text{TT}A}^{ij}[\vec{u}] = H_{\text{TT}A}^{ij}[\vec{u}; t] + H_{\text{TT}A}^{ij}[\vec{u}; t_A^r] + H_{\text{TT}A}^{ij}[\vec{u}; t_A^r \rightarrow t],$$

$$H_{\text{TT}A}^{ij}[\vec{u}; t] = -\frac{4G}{r_A(t)} \left\{ \left[u^i u^j - \frac{u^2}{2} \delta^{ij} \right]_t + \left[\frac{u^2}{2} \right]_t \frac{1}{2} Q_A^{ij} + \left[\frac{u_k u_l}{2} \right]_t \frac{1}{2} Q_A^{kl} \delta^{ij} - \left[2 u_k u^{(i} \right]_t \frac{1}{2} Q_A^{j)k} + \left[\frac{u_k u_l}{2} \right]_t \frac{3}{8} Q_A^{(ij} Q_A^{kl)} \right\},$$

$$H_{\text{TT}A}^{ij}[\vec{u}; t_A^r] = \frac{4G}{r_A(t_A^r)} \left\{ \left[u^i u^j - \frac{u^2}{2} \delta^{ij} \right]_{t_A^r} + \left[\frac{u^2}{2} \right]_{t_A^r} n_A^i n_A^j + \left[\frac{u_k u_l}{2} \right]_{t_A^r} n_A^k n_A^l \delta^{ij} - \left[2 u_k u^{(i} \right]_{t_A^r} n_A^{j)k} + \left[\frac{u_k u_l}{2} \right]_{t_A^r} n_A^i n_A^j n_A^k n_A^l \right\},$$

$$H_{\text{TT}A}^{ij}[\vec{u}; t_A^r \rightarrow t] = -4G \int_{t_A^r}^t d\tau \frac{(t-\tau)}{r_A(\tau)^3} \left\{ \left[\frac{u^2}{2} \right] \left(3 n_A^i n_A^j - \delta^{ij} \right) + \left[\frac{u_k u_l}{2} \right] \left(3 n_A^k n_A^l - \delta^{kl} \right) \delta^{ij} - \left[2 u_k u^{(i} \right] \left(3 n_A^{j)k} - \delta^{jk} \right) + \left[\frac{u_k u_l}{2} \right] \left(6 Q_A^{(ij} n_A^k n_A^l - \frac{3}{2} Q_A^{(ij} Q_A^{kl)} \right) \right\} - 16G \int_{t_A^r}^t d\tau \frac{(t-\tau)^3}{r_A(\tau)^5} \left\{ \left[\frac{u_k u_l}{2} \right] \left(n_A^i n_A^j n_A^k n_A^l - 3 Q_A^{(ij} n_A^k n_A^l + \frac{3}{8} Q_A^{(ij} Q_A^{kl)} \right) \right\}.$$

-
- [1] R. Vogt, in *Sixth Marcel Grossman Meeting on General Relativity (Proceedings, Kyoto, Japan, 1991)*, edited by H. Sato and T. Nakamura (World Scientific, Singapore, 1992), pp. 244–266.
- [2] B. Abbott et al. (LIGO Scientific), Nucl. Instrum. Meth. **A517**, 154 (2004), gr-qc/0308043.
- [3] P. Bender et al., Tech. Rep. MPQ 233, Max-Planck-Institut für Quantenoptik (1998), URL: <http://www.lisa-science.org/resources/talks-articles/misq06092111basea.pdf>.
- [4] K. Danzmann and A. Rudiger, Class. Quantum Grav. **20**, S1 (2003).
- [5] A. Buonanno, G. B. Cook, and F. Pretorius, Phys. Rev. D **75**, 124018 (2007), gr-qc/0610122.
- [6] E. Berti, V. Cardoso, J. A. Gonzalez, U. Sperhake, M. Hannam, S. Husa, and B. Brügmann (2007), arXiv:gr-qc/0703053.
- [7] F. Pretorius, Phys. Rev. Lett. **95**, 121101 (2005), gr-qc/0507014.
- [8] M. Campanelli, C. O. Lousto, P. Marronetti, and Y. Zlochower, Phys. Rev. Lett. **96**, 111101 (2006), gr-qc/0511048.
- [9] J. G. Baker, J. Centrella, D.-I. Choi, M. Koppitz, and J. van Meter, Phys. Rev. Lett. **96**, 111102 (2006), gr-qc/0511103.
- [10] S. Brandt and B. Brügmann, Phys. Rev. Lett. **78**, 3606 (1997), gr-qc/9703066.
- [11] M. Shibata and T. Nakamura, Phys. Rev. D **52**, 5428 (1995).
- [12] T. Baumgarte and S. Shapiro, Phys. Rev. D **59**, 024007 (1999), gr-qc/9810065.
- [13] B. Brügmann, W. Tichy, and N. Jansen, Phys. Rev. Lett. **92**, 211101 (2004), gr-qc/0312112.
- [14] M. Campanelli, C. O. Lousto, and Y. Zlochower, Phys. Rev. D **73**, 061501(R) (2006), gr-qc/0601091.
- [15] F. Pretorius, Class. Quantum Grav. **23**, S529 (2006), gr-qc/0609115.
- [16] J. G. Baker, J. Centrella, D.-I. Choi, M. Koppitz, and J. van Meter, Phys. Rev. D **73**, 104002 (2006), gr-qc/0602026.
- [17] B. Brügmann et al. (2006), gr-qc/0610128.
- [18] M. A. Scheel et al., Phys. Rev. D **74**, 104006 (2006), gr-qc/0607056.
- [19] P. Marronetti, W. Tichy, B. Brügmann, J. Gonzalez, M. Hannam, S. Husa, and U. Sperhake, Class. Quant. Grav. **24**, S43 (2007), gr-qc/0701123.
- [20] W. Tichy, Phys. Rev. D **74**, 084005 (2006), gr-qc/0609087.
- [21] H. P. Pfeiffer, D. A. Brown, L. E. Kidder, L. Lindblom, G. Lovelace, and M. A. Scheel, Class. Quant. Grav. pp. S59–S81 (2007), gr-qc/0702106.
- [22] J. G. Baker, M. Campanelli, F. Pretorius, and Y. Zlochower, Class. Quant. Grav. **24**, S25 (2007), gr-qc/0701016.
- [23] J. Thornburg, P. Diener, D. Pollney, L. Rezzolla,

- E. Schnetter, E. Seidel, and R. Takahashi, *Class. Quant. Grav.* **24**, 3911 (2007), gr-qc/0701038.
- [24] NRwaves home page:
https://gravity.psu.edu/wiki_NRwaves.
- [25] J. G. Baker, S. T. McWilliams, J. R. van Meter, J. Centrella, D.-I. Choi, B. J. Kelly, and M. Koppitz, *Phys. Rev. D* **75**, 124024 (2007), gr-qc/0612117.
- [26] J. G. Baker, J. R. van Meter, S. T. McWilliams, J. Centrella, and B. J. Kelly (2006), gr-qc/0612024.
- [27] M. Campanelli, *Class. Quant. Grav.* **22**, S387 (2005), astro-ph/0411744.
- [28] F. Herrmann, D. Shoemaker, and P. Laguna (2006), gr-qc/0601026.
- [29] J. G. Baker et al., *Astrophys. J.* **653**, L93 (2006), astro-ph/0603204.
- [30] M. Campanelli, C. O. Lousto, and Y. Zlochower, *Phys. Rev. D* **74**, 041501(R) (2006), gr-qc/0604012.
- [31] M. Campanelli, C. O. Lousto, and Y. Zlochower, *Phys. Rev. D* **74**, 084023 (2006), astro-ph/0608275.
- [32] M. Campanelli, C. O. Lousto, Y. Zlochower, B. Krishnan, and D. Merritt, *Phys. Rev. D* **75**, 064030 (2007), gr-qc/0612076.
- [33] J. A. Gonzalez, U. Sperhake, B. Bruegmann, M. Hannam, and S. Husa, *Phys. Rev. Lett.* **98**, 091101 (2007), gr-qc/0610154.
- [34] F. Herrmann, I. Hinder, D. Shoemaker, P. Laguna, and R. A. Matzner (2007), gr-qc/0701143.
- [35] M. Campanelli, C. O. Lousto, Y. Zlochower, and D. Merritt, **659**, L5 (2007), revised version has very different numbers/formulae, gr-qc/0701164.
- [36] M. Koppitz, D. Pollney, C. Reisswig, L. Rezzolla, J. thornburg, P. Diener, and E. Schnetter, *Phys. Rev. Lett.* **99**, 041102 (2007), gr-qc/0701163.
- [37] J. A. Gonzalez, M. D. Hannam, U. Sperhake, B. Brügmann, and S. Husa, *Phys. Rev. Lett.* **98**, 231101 (2007), gr-qc/0702052.
- [38] D.-I. Choi et al. (2007), gr-qc/0702016.
- [39] J. G. Baker et al. (2007), astro-ph/0702390.
- [40] F. Pretorius and D. Khurana, *Class. Quant. Grav.* **24**, S83 (2007), gr-qc/0702084.
- [41] M. Campanelli, C. O. Lousto, Y. Zlochower, and D. Merritt, *Phys. Rev. Lett.* **98**, 231102 (2007), arXiv:gr-qc/0702133.
- [42] W. Tichy and P. Marronetti (2007), gr-qc/0703075.
- [43] G. Schäfer, *Ann. Phys.* **161**, 81 (1985).
- [44] P. Jaranowski and G. Schäfer, *Phys. Rev. D* **57**, 7274 (1998), errata: *Phys. Rev. D* **63**, 029902(E) (2000), gr-qc/9712075.
- [45] W. Tichy, B. Brügmann, M. Campanelli, and P. Diener, *Phys. Rev. D* **67**, 064008 (2003), gr-qc/0207011.
- [46] **Cactus** Computational Toolkit,
<http://www.cactuscode.org>.
- [47] T. Ohta, H. Okamura, T. Kimura, and K. Hiida, *Prog. Theor. Phys.* **51**, 1598 (1974).
- [48] V. A. Fock, *The Theory of Space, Time and Gravitation, 2nd ed.* (Pergamon Press, 1964).
- [49] W. Tichy, B. Brügmann, and P. Laguna, *Phys. Rev. D* **68**, 064008 (2003), gr-qc/0306020.
- [50] W. Tichy and B. Brügmann, *Phys. Rev. D* **69**, 024006 (2004), gr-qc/0307027.
- [51] M. Ansorg, B. Brügmann, and W. Tichy, *Phys. Rev. D* **70**, 064011 (2004), gr-qc/0404056.
- [52] L. S. Finn and D. F. Chernoff, *Phys. Rev. D* **47**, 2198 (1993), gr-qc/9301003.
- [53] C. Cutler et al., *Phys. Rev. Lett.* **70**, 2984 (1993), astro-ph/9208005.
- [54] W. Tichy, E. E. Flanagan, and E. Poisson, *Phys. Rev. D* **61**, 104015 (2000), gr-qc/9912075.
- [55] G. Schäfer and N. Wex, *Phys. Lett. A* **174**, 196 (1993).
- [56] R.-M. Memmesheimer, A. Gopakumar, and G. Schäfer, *Phys. Rev. D* **70**, 104011 (2004), gr-qc/0407049.
- [57] N. Yunes, W. Tichy, B. J. Owen, and B. Brügmann, *Phys. Rev. D* **74**, 104011 (2006), gr-qc/0503011.
- [58] N. Yunes and W. Tichy, *Phys. Rev. D* **74**, 064013 (2006), gr-qc/0601046.
- [59] L. Blanchet, *Phys. Rev. D* **54**, 1417 (1996), gr-qc/9603048.
- [60] T. Damour, A. Gopakumar, and B. R. Iyer, *Phys. Rev. D* **70**, 064028 (2005), gr-qc/0404128.