

Quantum theory, consciousness and temporal perception: Binocular rivalry

Efstratios Manousakis

*Department of Physics, Florida State University,
Tallahassee, Florida, 32306-4350, USA and*

*Department of Physics, University of Athens,
Panepistimiopolis, Zografos, Athens, 157 84, Greece*

Abstract

A theory of the process of perception is presented based on von Neumann's quantum theory of measurement and conscious observation. Conscious events that occur are identified with the quantum mechanical "collapses" of the wave function, as specified by the orthodox quantum theory. The wave function, between such perceptual events, describes a state of potential consciousness which evolves via the Schrödinger equation. When a perceptual event is observed, where a wave-function "collapse" occurs through the process of measurement, it actualizes the corresponding neural correlate of consciousness (NCC) brain state. Using this theory and parameters based on known values of neuronal oscillation frequencies and firing rates, the calculated probability distribution of dominance duration of rival states in binocular rivalry under various conditions is in good agreement with available experimental data. This theory naturally explains recently observed marked increase in dominance duration in binocular rivalry upon periodic interruption of stimulus and yields testable predictions for the distribution of perceptual alteration in time.

PACS numbers: 03.65.Ta, 07.05.Mh, 42.66.Si, 87.10.+e, 87.19.Bb, S 87.19.Dd

I. INTRODUCTION

The possible relation of consciousness to quantum theory has been considered by several authors[1, 2, 3, 4, 5, 6, 7, 8, 9] where it is argued that the former may arise from the latter. More recently[9], a theory has been postulated from which quantum mechanics, as we currently know it, can be derived as part of a more encompassing theory of consciousness.

In von Neumann's picture, if the part of the brain which is associated with consciousness is accepted to be a quantum mechanical system connected to consciousness according to the description of the quantum theory of measurement and consciousness observation[1, 6], then each consciously experienced event should be associated with the actualization, by means of a quantum "collapse" of a quasi-stable macroscopic subprocess in the brain associated with a particular NCC (neural correlate of consciousness) brain state. Between observations the wave-function evolves deterministically according to an evolution operator (constructed appropriately for the particular problem) acting on an assumed initial state, and the wave-function as a function of time has a typical oscillatory form, such as the evolution of simple harmonic oscillator states. In order to apply this idea, we have assumed that we are dealing with a limited quantum system imbedded in a classical brain that is providing the classically describable force field[6] in which the quantum subsystem associated with consciousness operates.

In the present paper, we explore further the connection of quantum theory and consciousness by applying the ideas of Ref. [1] (and Ref. [9]) to the problem of perception and in particular to the binocular rivalry[10, 11]. As it is demonstrated, it works well and, thus, it might be a useful approach for understanding the function of the central nervous system and consciousness. The basic formalism and ideas which are used in the present paper are contained in the standard quantum theory in conjunction with von Neumann's interpretation of its connection to consciousness as outlined in Ref. [1] and analyzed in Ref. [6]. If we accept the idea that quantum theory can be used to describe the operation of consciousness, the more philosophical ideas of Ref. [9] are not required for the present application and, for simplicity, throughout this paper the presentation will remain as close as possible to von Neumann's ideas, as they are, relatively speaking, more widely accepted.

Atmanspacher et al.[12] have introduced the so-called weak quantum theory (WQT) which is an attempt to generalize the formal framework of quantum theory in such a way

that complementarity and entanglement might be useful in a broader context. Atmanspacher et al.[13] have applied their WQT to describe bistable perception. There are the following important differences between the present work and that of Ref. [13]: Standard quantum theory and not WQT is used in the present paper, and the details of the mathematical model, as applied to the problem of multistable perception used in Ref. [13] and in the present paper, are different. Further, as it will be shown, the present work accurately describes the observed probability distribution of dominance duration (PDDD) in binocular rivalry, while the work of Ref. [13] does not reproduce certain important aspects of the experimentally obtained PDDD. In addition, the present model goes further and makes testable predictions for the distribution of dominance duration when the stimulus is periodically removed.

In order to discuss the results of the present paper, first, we wish to outline the formalism to be used[1, 6, 9] which is essentially the same as in standard quantum theory and in parallel to discuss the interpretation of the formalism in terms of the following aspects of consciousness as discussed in recent work[9]. The presentation of this work is made in such a way that the reader is not required to refer to Ref. [9] nor to accept any particular philosophical idea from there.

i) *Potential and actual state of consciousness*: We distinguish two fundamentally distinct states of consciousness: The state of *potential* consciousness and the state of *actual or manifested* consciousness. The state of potential consciousness is mathematically represented by a vector $|\psi(t)\rangle$ in a Hilbert space[1, 6, 14] as discussed in Ref. [9] and in von Neumann's work[1, 6] for the general case, and it corresponds to the familiar state vector in orthodox quantum theory. When a conscious *observation* occurs, an actual perceptual event is realized in consciousness which is associated with a particular NCC (neural correlate of consciousness) brain state[1, 6]. Between such manifested events, consciousness is in a state of *potentiality*, i.e., while no event occurs, the “potential” for events, i.e., $|\psi(t)\rangle$, evolves deterministically as discussed below in ii).

ii) *Evolution of potential consciousness*: The state of potential consciousness evolves in a simple way, i.e., $|\psi(t)\rangle = \hat{U}(t)|\psi(0)\rangle$, and obeys a Schrödinger equation of motion where the evolution operator $\hat{U}(t) = \exp(i \int_0^t \hat{\omega}(t') dt')$ is related to the frequency operator $\hat{\omega}$ (in quantum mechanics $\hat{\omega} \equiv \hat{H}/\hbar$ where \hat{H} is the Hamiltonian) which is the generator of *potential* (as opposed to actualized) change. The parameter of time in this equation is not the actual or realized time by consciousness, but rather a *potential or unrealized time*. This operator

$\hat{\omega}$ is defined in Section II A for the case of binocular rivalry. Only this process of evolution of the state of potential consciousness is deterministic.

iii) *Projection or measurement*: A conscious or perceptual event is caused by a transition from the state $|\psi\rangle = \sum_n c_n |n\rangle$ immediately prior to the event to a particular state $|i\rangle$ immediately after the quantum jump, from a complete set $\{|n\rangle\}$ which correspond to all possible NCC brain states pertinent to a particular conscious inquiry Q . This process causes a perceptual event to occur by actualizing the particular NCC brain state associated with a particular percept corresponding to the state $|i\rangle$ projected by the operator $\hat{Q} = |i\rangle\langle i|$, with probability $|c_i|^2$, and the state of potential consciousness collapses “momentarily” to the state $|i\rangle$. For example, in the case of binocular rivalry (see Section II B) consciousness operates the question: $\hat{Q} = \text{“Is the observed in state } |1\rangle\text{?”}$ ($|1\rangle$ and $|2\rangle$ represent the two percepts observed in a binocular rivalry experiment) on the state of potential consciousness and formally the operator is $\hat{Q} = |1\rangle\langle 1|$ (See Section II). This process is analogous to (and formally the same as) the process of measurement or collapse in standard quantum mechanics[1, 6, 9, 14], whereby an event is generated.

As discussed in Ref. [9] and in Section II, the operation which causes the state of potential consciousness to evolve between observations (i.e., part ii above) is deterministic and *oscillatory with characteristic frequencies* (See Section II). Oscillations are also believed to be responsible for temporal perception given the fact that receptors for what we refer to as “time” do not exist[15]. More specifically oscillations[16, 17, 18, 19, 20] are believed to be involved in the mechanism that binds successive events into perceptual units.

In Section II the analysis of the process which causes binocular rivalry is presented. In binocular rivalry[10, 11, 21], which is an example of multistable perception[10, 11, 21, 22], two images, which are the potential percepts (and form the basis vectors to write down the state of potential consciousness), are presented dichoptically to awareness. The action of consciousness, i.e., through conscious *attention*, at a higher level causes the perception of a particular *potentiality* as a real event in consciousness by activating one particular percept. Through this operation of consciousness, the conscious percept (or symbol) acts and activates the corresponding NCC in the nervous system. Furthermore, a sequence of ordered events arise in consciousness as a time series t_1, t_2, \dots, t_n , at each one of which a perceptual change occurs and this defines a flow in consciousness.

II. FORMULATION

A. Time evolution of potential consciousness

Following Refs. [1, 6, 9] for the case of periodic change, we imagine two potential states of consciousness denoted as $|1\rangle$ and $|2\rangle$ which correspond to the two states which can be realized in the case of binocular rivalry, namely, two distinct NCC brain states. An arbitrary state of potential consciousness will be written as

$$|\psi\rangle = a|1\rangle + b|2\rangle, \quad |a|^2 + |b|^2 = 1, \quad (1)$$

such that, after the process of projection, the probability for either distinct state, namely $|1\rangle$ or $|2\rangle$, to become real is unity. Therefore, in binocular rivalry, we have two rival states of consciousness associated with brain correlates $|1\rangle$ and $|2\rangle$. For the purpose of understanding the brain processes pertinent to this phenomena, we can regard the rest of the brain as basically a classical system that provides the “potential energy wells” in which the system consisting of two coupled harmonic oscillators evolve.

The state of potential consciousness evolves in a similar way as the state vector evolves in standard quantum mechanics[1], namely,

$$|\psi(t)\rangle = \hat{U}(t)|\psi_0\rangle \quad (2)$$

where the time displacement (or evolution operator) \hat{U} is related to the frequency operator $\hat{\omega}$ (in quantum mechanics $\hat{\omega} \equiv \hat{H}/\hbar$ where \hat{H} is the Hamiltonian) as follows

$$\hat{U}(t) = e^{i \int_0^t dt' \hat{\omega}(t')}, \quad (3)$$

namely, the frequency operator (which in general can change as a function of time) is the generator of infinitesimal translations in time. Eq. 2 and Eq. 3 are equivalent to the statement that the equation of “motion” of the state $|\psi_t\rangle$ is the following

$$\hat{\omega}|\psi_t\rangle = i\partial_t|\psi_t\rangle. \quad (4)$$

This is a Schrödinger-like equation of motion describing the dynamics of cognitive processes.

In Ref. [9] it is argued that frequency in nature and consciousness is more fundamental than time. In biological systems, receptors for *time* do not exist[15]. On the contrary, there

is neurophysiological evidence that the perception of time takes place via coherent neuronal oscillations[16, 17, 18, 19, 20] which bind successive events into perceptual units.

In order to solve Eq. 4 in the case where $\hat{\omega}$ is time independent, we generally proceed[1, 14] by finding the eigenvalues ω_ν and eigenstates $|\nu\rangle$ of the operator $\hat{\omega}$ and by expanding the initial state $|\psi_0\rangle$ in the basis formed by these eigenstates, i.e.,

$$|\psi_0\rangle = \sum_{\nu} a_{\nu} |\nu\rangle, \quad a_{\nu} = \langle \nu | \psi_0 \rangle. \quad (5)$$

Then the solution is

$$|\psi_t\rangle = \sum_{\nu} a_{\nu} e^{i\omega_{\nu}t} |\nu\rangle. \quad (6)$$

For binocular rivalry, and more generally for a two-state problem $\hat{\omega}$ is a 2×2 matrix,

$$\hat{\omega} = \begin{pmatrix} \langle 1 | \hat{\omega} | 1 \rangle & \langle 1 | \hat{\omega} | 2 \rangle \\ \langle 2 | \hat{\omega} | 1 \rangle & \langle 2 | \hat{\omega} | 2 \rangle \end{pmatrix} = \begin{pmatrix} \epsilon_1 & h_{12} \\ h_{21} & \epsilon_2 \end{pmatrix}. \quad (7)$$

As discussed in Ref. [9], the operator $\hat{\omega}$ must be a Hermitian operator, therefore, $h_{21} = h_{12}^*$. To simplify the problem, let us consider, the case where $\epsilon_1 = \epsilon_2 = \epsilon$ (namely, the two rival states are “degenerate” and there is no preference for or bias against one or the other).

Let us suppose that the initial state is just one of the two states, for example the state $|1\rangle$. As long as there is no observation (conscious or involuntary attempts to project), the state of potential consciousness as a function of time (time as measured by another periodic process) is in a state given as follows:

$$|\psi_t\rangle = \cos(\bar{\omega}t) |1\rangle - i \sin(\bar{\omega}t) |2\rangle. \quad (8)$$

The frequency $\bar{\omega} = |h_{12}|$ and it is given as $\bar{\omega} = 2\pi/T$; T is the characteristic period of the instrument of consciousness. The diagonal elements ϵ of $\hat{\omega}$, in the case where $\epsilon_1 = \epsilon_2 = \epsilon$, only contribute to an overall phase which has no observable effects.

B. Measurement/projection in Binocular Rivalry

In order for an event to enter the stream of consciousness, a projection/measurement (see part iii in the introduction of this paper) must occur. Let us now assume that after time δt an observation or measurement is carried out where the state of consciousness is observed by operating (operationally asking) the question: $\hat{Q} = \text{“is the observed in state } |1\rangle\text{?”}$

This is asked by applying the operator $\hat{Q} = |1\rangle\langle 1|$ on the state of potential consciousness $|\psi_t\rangle$ and the probability to observe the state $|1\rangle$ is given by $\langle\psi_t|\hat{Q}|\psi_t\rangle = \cos^2(\bar{\omega}\delta t)$. The operation of the inquiry on the state of potential consciousness actualizes the state $|1\rangle$ (or $|2\rangle$) with probability $\cos^2(\bar{\omega}\delta t)$ (or $\sin^2(\bar{\omega}\delta t/T)$). If $\delta t \ll T/4$ there is high probability to observe the state $|1\rangle$. Therefore, if we keep making conscious or involuntary attempts to observe frequently, the same state is projected (the quantum Zeno effect).

It is well-known[23, 24] that if the retina is kept constant relative to the object, the object fades from our consciousness and the striate-cortex neurons will only respond to moving objects, and, in addition, they are direction selective[25]. In order to be able to see an object which remains fixed, we constantly move the retina by means of a micro-saccadic motion[23, 24]. Change is a necessary condition for consciousness to operate and cause an observation (measurement). When the retina is kept constant relative to the object, there is no change and, thus, no measurement, hence, the object fades from consciousness and it becomes only a mixture of all potential outcomes. We will assume that an operation occurring at a higher level in the brain is the observing operation which, using the micro-saccadic motion, changes the state of potential consciousness and compares it with its state before the motion in order to cause the collapse and observation. We will assume that in an interval $0 < t < t_{max}$ a series of observing events occur each one of which causes the neurons to fire in bursts as illustrated in Fig. 1.

Let us assume that the observations take place at time instants $t_1, t_2, \dots, t_n, \dots$, and these instances have been picked from a distribution, an example of which is given in Fig. 1. The probability that the initial state during the first $i - 1$ observations at the instances t_1, t_2, \dots, t_{i-1} was repeatedly found to be $|1\rangle$ and found to switch to $|2\rangle$ at time t_i , is $w_i = \sin^2(\bar{\omega}(t_i - t_{i-1})) \prod_{j=1}^{i-1} \cos^2(\bar{\omega}(t_j - t_{j-1}))$. In this case the dominance duration of the initial state is t_i . Therefore, the probability density of dominance duration t is given as $P(t) = \sum_{i=1}^n w_i \delta(t - t_i)$. This probability density can be calculated using a random walk Monte Carlo process where the time instants of the measurement events t_1, t_2, \dots, t_n , are chosen from a desired distribution similar to that of Fig. 1. One simple choice of such a sampling technique is to select the first N_f events which constitute the first burst as $t_i = t_{i-1} + \delta t$ (with $t_0 = 0$) where the variable δt is chosen from a Gaussian distribution with variance T_f (or as a random variable uniformly distributed in the interval $[0, T_f]$). Similarly, the beginning of the next burst is chosen from a Gaussian distribution with variance T_b (or as a uniform

random variable in the interval $[0, T_b]$). A sample train of three such bursts produced using Gaussian distributions with $T_f = 5msec$, $N_f = 60$ and $T_b = 0.9sec$ is shown in Fig. 1.

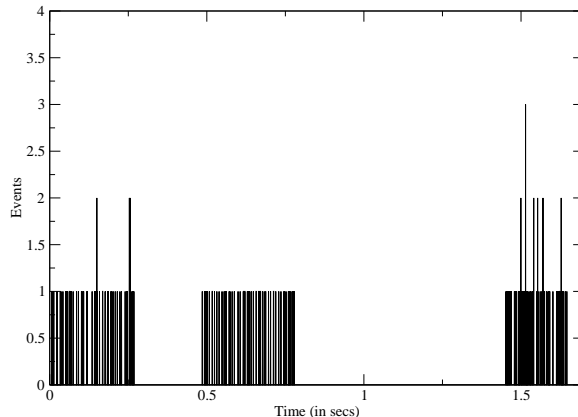


Figure 1: Illustration of the neuronal activity or measurement events needed to understand the distribution of dominance duration in binocular rivalry. Notice that there are the following time scales. (a) A long time scale T_b , the average time between neuronal firing bursts, (b) the duration of the burst δT , and (c) the average firing rate $r_f = 1/T_f$ within each burst. Notice that T_b is of the order of 1 sec, δT is a fraction of a second and f_s of the order of $100Hz$. [17, 18, 19]

In Section V we present a detailed study of this model and how the results differ by changing the neuron firing rates.

III. RESULTS AND COMPARISON WITH EXPERIMENT

In Fig. 2, the distribution of dominance duration obtained using the present model is compared with the data obtained by Levelt[26] and in Fig. 3 it is compared with the data obtained by Lehky[27]. The values of the parameters used in the fit, which are given in the figure captions, are reasonable; recent measurements of the micro-saccadic eye movements and the firing of single cells in the striate cortex of macaque monkeys[28] indicate that the average frequency of the micro-saccadic motion with significant amplitude to lead to a firing of a striate cortex neuron indicating motion perception, is about $0.5sec$. This time scale is similar to our value of T_b . The value of the oscillation period $T \sim 6sec$ is very close to twice the value known as a characteristic time scale for a low-frequency mechanism

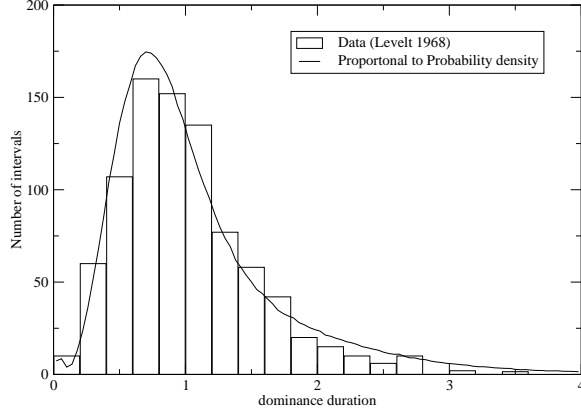


Figure 2: Comparison with the data from Levelt using $T_b = 0.5$, $\delta T = 0.1$, and $T = 3$. Time in Ref. [26] is in units of the mean dominance duration. The time scale T is the period characterizing the evolution of the state of potential consciousness (See Section II A.

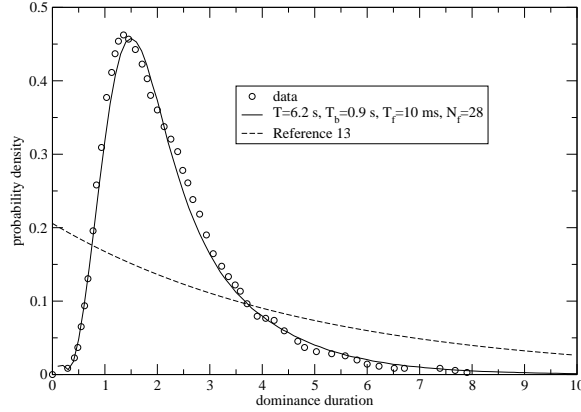


Figure 3: Comparison with the data from Lehky is made using $T = 6.2sec$, $T_b = 0.9sec$ and $T_f = 10msec$ and $N_f = 28$ (only the combination $\delta T = T_f N_f = 0.28sec$ is relevant). The dashed line is obtained from the expression and the parameter values found in Ref. [13].

that binds successive events of up to $3sec$ into perceptual units[15, 29]. In a study of the human auditory sensory system by examining the mismatch negativity (MMN) using SQUID magnetometry[30] it was found that the amplitude of the MMN as a function of the inter-stimulus interval becomes large at a time scale of the order of $3sec$. More recently direct

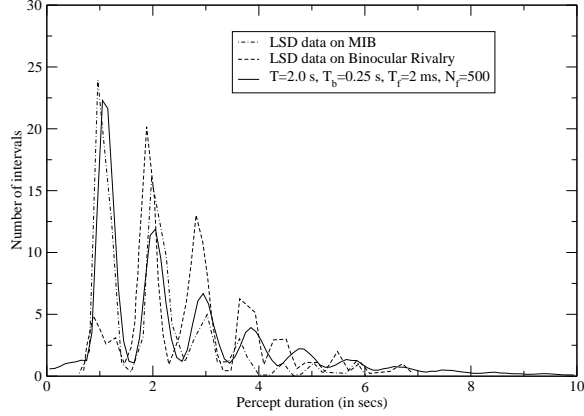


Figure 4: Comparison of the theoretical distribution of dominance duration (solid line) with the data from subjects under the influence of the hallucinogen LSD. The theoretical curve is obtained using $T = 2.0sec$, $T_b = 0.25sec$ and $\delta T = T_f N_f = 1sec$.

functional MRI measurements[31, 32, 33, 34] demonstrate that the perceived alteration is accompanied by responses in extra-striate cortex areas which are characterized by such time scales. In addition, oscillations at such very low frequencies which correspond to a fraction of a Hz have been observed in EEG patterns during the deep stages of sleep of humans[35, 36, 37] and of the cat cerebral cortex[38]. In addition, a frequency band in the range of 0.15-0.40 Hz has been observed in the human heart beat process possibly indicative of the presence of respiratory modulation[39].

The approach of Atmanspacher et al.[13] would predict a simple formula for the PDDD given by $P(t) = p_1^n(1 - p_1)$ where $t = n\Delta T$ and $p_1 = \cos^2(g\Delta T)$, and ΔT and g are two parameters of their model. Using the parameter values obtained by Atmanspacher et al.[13], we find the curve shown as dashed-line in Fig. 3. Notice that this functions exhibits a featureless (exponential, i.e., $\sim \exp(-t/\tau)$) decay of the PDDD as a function of time and it misses the peak in the experimental data which occurs at a characteristic time scale. The long-time decay time constant τ is of the same order of magnitude as the experimental value.

In studies with subjects who took the hallucinogenic drug LSD[40] an oscillatory behavior of the distribution of dominance duration is revealed. In Fig. 4, the distribution obtained for the case of binocular rivalry and motion-induced blindness (MIB) from subjects under the influence of LSD is compared with the present model when we use the values of the

parameters shown in the inset. Therefore, we conclude that the hallucinogenic drug changes the burst frequency and the characteristic period T significantly which places the observing conscious apparatus into a regime where oscillations are transparent.

Periodic removal of stimulus: Next, we discuss the results of Ref. [41] where the stimulus was periodically removed as shown in Fig. 5. Namely, the stimulus appears and disappears periodically and both rival images are presented to awareness for a time interval T_{on} , and for a time interval T_{off} both images are removed. It was found that the frequency of perceptual alterations can be slowed down, and even brought to almost a standstill. These experimental results are very important because they provide clear support for the present theory in which consciousness is primary.

Here, we are dealing with a frequency operation and a time-evolution operator which changes with time as measured by an external clock. Namely the frequency operator is given by a constant operator $\hat{\omega}(t) = \hat{\omega}$, in the on-stimulus time intervals and it is a c-number, i.e., $\hat{\omega}(t) = C$ in the off-stimulus intervals. When the rival images are presented, the evolution occurs according to the frequency operator $\hat{\omega}$ given by Eq. 7 and when they are totally absent the frequency operator is a constant C (which can be taken to be zero). The general solution of the Schrödinger-like equation, when $\omega(t)$ is time dependent, is given by $|\psi_t\rangle = e^{i\int_0^t dt' \hat{\omega}(t')} |\psi_0\rangle$, which implies that $|\psi(t)\rangle$ in the on-stimulus intervals evolves as before and during the off-stimulus interval the state of potential consciousness “freezes”.

In Fig. 6 the probability distribution of the dominance duration is shown. Notice that the probability distribution which corresponds to continuous presentation of the stimulus (solid line), splits into separate parts (gray-shaded) with duration T_{on} , when the stimulus is presented intermittently. However, if we eliminate these blank intervals (as if they did not exist) and the separate parts are placed side by side, the result is the same as the distribution obtained with continuous presentation of the stimulus. This result has a number of consequences and we would like to mention the following two: (a) For fixed T_{on} , the average dominance duration grows linearly with the blank duration T_{off} . (b) For fixed blank duration T_{off} , the average dominance duration decreases with increasing T_{on} . These conclusions agree well with the available experimental results[22, 41].

We would like to note that when the stimulus turns on after the blank duration, the change itself is expected to cause a measurement. Our simulation shows that, if at the beginning of the “stimulus on” periods we always start with a burst of N_f measurements

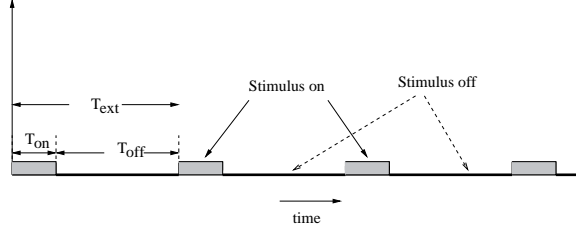


Figure 5: The periodic switching on and off of the rival stimuli. The rival figures are dichoptically presented to awareness for an interval T_{on} and they are removed for a blank interval $T_{off} = T_{ext} - T_{on}$ where T_{ext} is the period of the externally modulated stimulus. Random observations take place during the on-intervals with an average frequency $f_s = 1/T_s$.

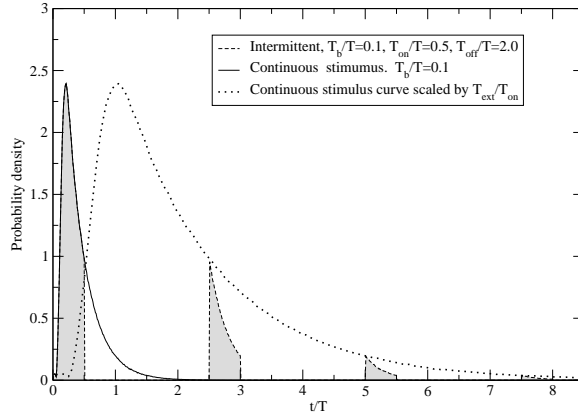


Figure 6: Probability distribution of dominance duration in binocular rivalry with intermittent stimulus. The average time between bursts T_b/T is taken to be 0.1 and the width of the burst is $\delta t/T = 0.05$. (a) Solid line: Continuous stimulus. (b) Gray-shaded: Intermittent presentation of stimulus. (c) Dotted-line: The distribution of part (a) where the time axis is scaled by a factor $(T_{on} + T_{off})/T_{on}$.

and the bursts which follow this initial burst are selected according to the same probability distribution, there is additional broadening of the distribution, thus, further increasing the dominance duration.

IV. DISCUSSION

In summary, the present theory accurately describes: (a) the distribution of dominance duration in binocular rivalry; (b) the qualitative change in distribution of dominance duration and the appearance of oscillations in subjects which were studied under the influence of hallucinogenic drugs which, as is found, increase the neuron firing rates and decrease the potential frequency; (c) the marked increase in dominance duration by periodic removal of the stimulus.

Furthermore, for binocular rivalry experiments where the stimulus is periodically removed, a distribution of perceptual alterations as a function of time is predicted and this can be tested in future experiments.

The present explanation of the phenomenon observed, when the stimulus was periodically removed, is based on the fact that our theory places the attention of consciousness higher, in the hierarchy of consciousness, than the two stimulated neural correlates in the brain. If we interrupt the external process which presents to awareness the mixture of the two potential states, the state of potential consciousness remains (as memory, with no oscillatory evolution) on the most recently collapsed percept; namely, because of the interruption of the external stimulation of the rival state, there is no reason for alterations of the state of potential consciousness because there is no likelihood associated with the other percept. Therefore, when a new stimulation occurs, where both conscious symbols are presented to awareness, evolution of the state of potential consciousness begins starting from the previously collapsed state. Thus, shortly afterwards, the state of potential consciousness will collapse again in the previously collapsed state with high probability. Hence, when the external presentation to awareness of the stimulus is halted, the time evolution of the state of potential consciousness *stops*, and the *perceived time* stands still.

Role of Attention: There are recent studies[42, 43, 44] where attention can bias the initial selection of state in binocular rivalry toward the attended state(or stimulus). In our formulation attention is a fundamental aspect of consciousness. Attention is the voluntary or involuntary preparation of the state of potential consciousness with increased likelihood, which causes biased preference, for a certain event or events to occur. If the initial state of potential consciousness is prepared in such a way to be the state $|1\rangle$, this state will be a preferred state when an event occurs soon afterwards.

There are two types of factors which can enhance *attention*. 1) *Bottom-up factors*: If we make the diagonal terms of the operator $\hat{\omega}$ different, the probability distribution of dominance durations for state $|1\rangle$ and for $|2\rangle$ would be the equal. However, the transition rates would be smaller, a fact that prolongs dominance durations (because there is a potential barrier to be crossed for the oscillations to occur). This is in agreement with the experimental conclusions[45, 46]. 2) *Top-down factors*: Instructing the observer to pay attention to one particular perceptual state influences and modulates the frequency of measurements. When one eye's stimulus is strengthened (e.g. by increasing contrast), the mean dominance duration of the other (unaffected) eye decreases[26]. In this case the rate of observations f_s is different for each of the two eyes. The contrast difference causes the “observer” to increase the rate of observations of one of the states when that state is being experienced.

V. APPENDIX

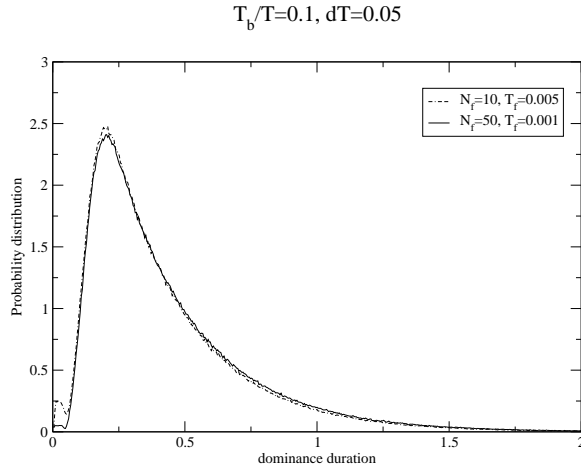


Figure 7: Comparison of $P(t)$ obtained for different firing rates but keeping the duration of firing and everything else constant.

In this appendix we study the role of the parameters which control the neuron firing rates and the various qualitative different regimes of the present model.

In Fig. 7 we study the effect of changing the firing frequency within any given burst. Therefore we keep the other parameters, namely, the average interval between the end

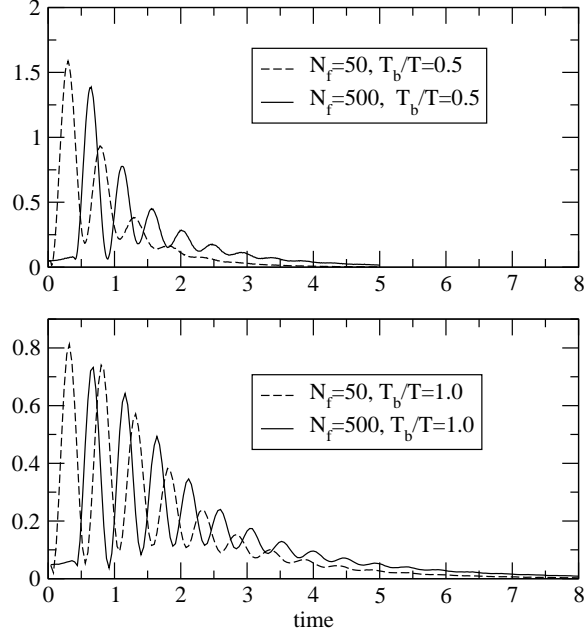


Figure 8: Comparison of $P(t)$ obtained for $T_f/T = 0.001$ and $N_f = 50$ and $N_f = 500$. Top: $T_b/T = 0.5$. Bottom $T_b/T = 1.0$.

of a burst and the beginning of the next burst $T_b/T = 0.1$ and the burst duration $\delta T \equiv N_f T_f = 0.1$, fixed. Notice that if we change the number of measurements (which result to neuron firings) within each burst from 10 to 50 the calculated probability distribution of dominance duration $P(t)$ changes significantly only for $0 < t \leq \delta T$ and when the average interval between measurements is reduced the probability for perceptual change is significantly reduced. The reason for that change is the so-called quantum Zeno effect. This can be easily understood if we consider that the measurements are done at equally spaced intervals $\delta t = \delta T/N_f$. The expression given for the transition probability gives $P_{N_f}(t) = (\cos(\bar{\omega}\delta T/N_f))^{2N_f} \sin^2(\bar{\omega}\delta T/N_f)$ and for large N_f the leading term is

$$P_{N_f \rightarrow \infty}(t) = \left(\frac{\bar{\omega}\delta T}{N_f}\right)^2. \quad (9)$$

In Fig. 8 and Fig. 9 we demonstrate the effect of increasing the burst duration δT . We need to distinguish two regimes:

1. When $\delta T \leq T_b$. In Fig. 8 it is demonstrated that, by increasing N_f from 50 to 500, the initial interval where $P(t)$ is small (of the order of that given by Eq. 9) is extended

$$T_b/T=0.1, T_f/T=0.001$$

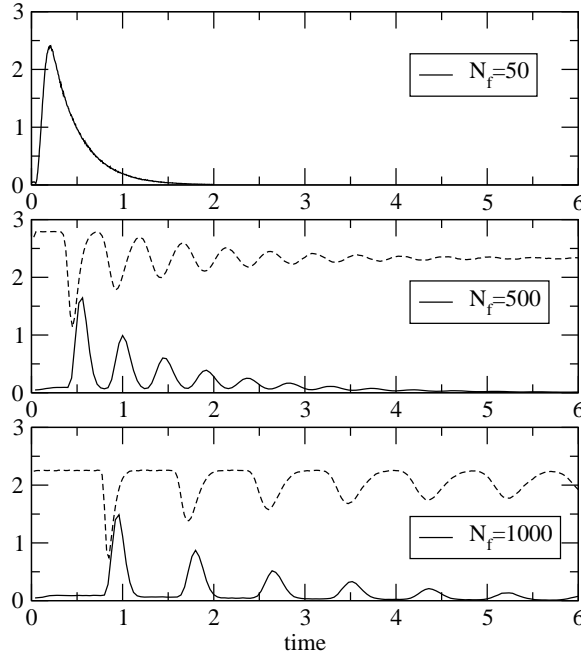


Figure 9: Comparison of $P(t)$ obtained for $T_b/T = 0.1$ and $T_f/T = 0.001$. Top: $N_f = 50$. Middle: $N_f = 500$. Bottom: $N_f = 1000$.

and it is of the order of δT . The oscillatory behavior of the function $P(t)$ which is controlled by the period T is unchanged but with the onset delayed by δT .

2. When $\delta T > T_b$, as in the example of Fig. 9. In this case an increase of δT leads to an oscillatory behavior with period given by the approximately δT . In Fig. 9(middle and bottom) the dashed line is the average measurement probability density. Notice the oscillatory behavior of the measurement probability density matches the oscillatory behavior of $P(t)$.

In Fig. 10 the function $P(t)$ calculated for small values of T_b/T (and $\delta T/T = 0.05$) is plotted. The function $P(t)$ for large t decays exponentially with a decay time constant which increases by decreasing T_b as in the quantum Zeno case.

In Fig. 11 the function $P(t)$ calculated for larger values of T_b/T (and $\delta T/T = 0.05$) is plotted. The function $P(t)$ is oscillating with period T and with envelop of the oscillation

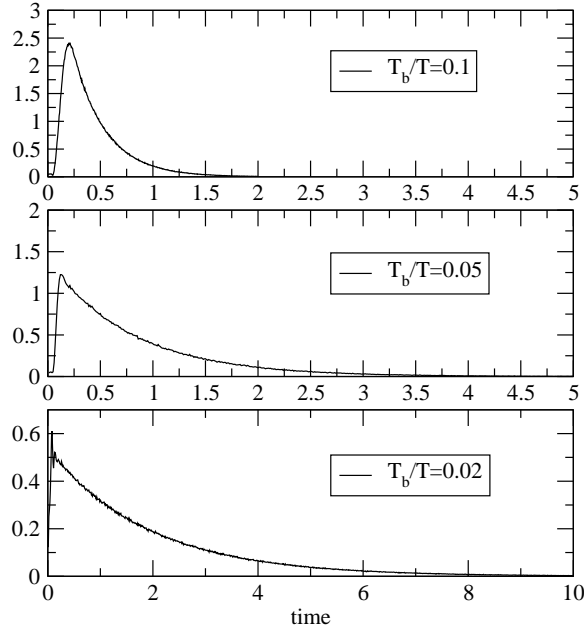


Figure 10: Comparison of $P(t)$ obtained for different small values of T_b/T for $T_f/T = 0.005$ and $N_f = 10$. The decay time constant increases by decreasing T_b . Notice the difference in the scale of time used in the graphs.

decays exponentially with a decay time constant which increases by increasing T_b .

-
- [1] J. Von Neumann, *Mathematical Foundations of Quantum Mechanics*, Chap. VI, pg. 417 (Princeton University Press, Princeton, 1955).
 - [2] F. London and E. Bauer, in *Quantum Theory and Measurement*, J. A. Wheeler and W. H. Zurek eds., pg. 217 (Princeton University Press, Princeton, 1983).
 - [3] E. Schrödinger, *What is life? and Mind and Matter*, (Cambridge University Press, Cambridge, 1967). Studying the entire book is strongly recommended and in particular Chap. 3, pg. 126 and Chap. 4, pg. 139. E. Schrödinger, *Nature and the Greeks*, Cambridge University Press, Cambridge, 1954).
 - [4] E. P. Wigner, in *Quantum Theory and Measurement* J. A. Wheeler and W. H. Zurek eds.,

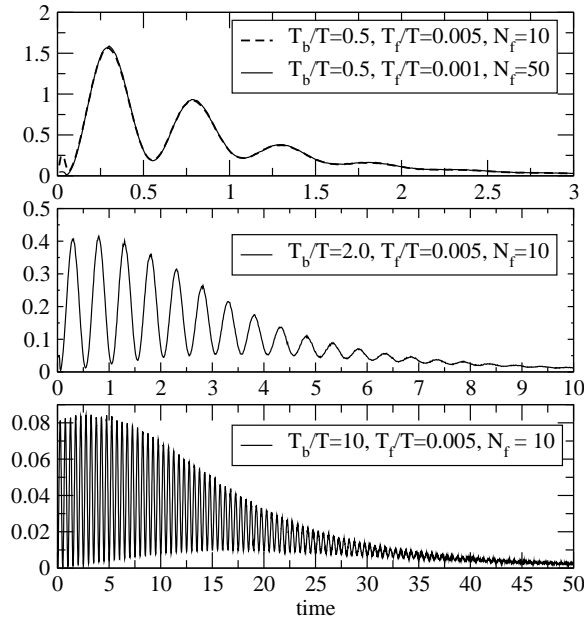


Figure 11: Comparison of $P(t)$ obtained for different values of T_b/T for $T_f/T = 0.005$ and $N_f = 10$. Notice the difference in the scale of time used in the plots.

pg.260 and pg. 325 (Princeton University Press, Princeton, 1983).

- [5] W. Pauli and C. G. Jung, *Atom and the Archetype*, Pauli/Jung, Letters, 1932-1958, ed. C. A. Meier, (Princeton University Press, Princeton, 2001).
- [6] H. P. Stapp, *Mind, Matter and Quantum Mechanics*, (Springer-Verlag, Berlin, 2003); H. P. Stapp, *Found. Phys.* **10**, 767 (1980); J. M. Schwartz, H. P. Stapp and M. Beauregard, *Phil. Tran. Royal Soc.*, **B 360** (1458), 1306 (2005).
- [7] R. Penrose, *The emperor's new mind* (Oxford University Press, New York, 1989), and *The Shadows of the Mind*, (Oxford University Press, New York, 1994).
- [8] N. E. Mavromatos and D. V. Nanopoulos, *Int J. Mod. Phys.* **B 12** 517(1998)
- [9] E. Manousakis, *Found. Phys.* **36**(6), 795 (2006).
- [10] R. Blake and N. Logothetis, *Nature Rev. Neurosci.* **3**, 13 (2002).
- [11] D. A. Leopold, N. K. Logothetis, *Trends Cogn. Sci.*, **3**, 254 (1999).
- [12] H. Atmanspacher, H. Römer and H. Walach, *Found. Phys.* **32**, 379 (2002).
- [13] H. Atmanspacher, T. Filk, and H. Römer, *Biol. Cybern.* **90**, 33 (2004).
- [14] D. Bohm, *Quantum Mechanics*, (Dover, New York, 1979).

- [15] E. Pöppel, *Trends Cognit. Sci.* **1**, 56-61 (1997).
- [16] A. K. Engel, P. Fries, P. König, M. Brecht, and W. Singer, *Consciousness and Cognition*, **8**, 128 (1999).
- [17] A. K. Engel, P. König, A.K. Kreiter, T. B. Schillen, W. Singer *Trends Neurosci.* **15**, 218-226. (1992). C. M. Gray. *J Comput Neurosci.* **1**, 11-38 (1994).
- [18] C. M. Gray and W. Singer, *Proc. Natl. Acad. Sci. USA*, **86**, 1698 (1989).
- [19] W. Singer and C. M. Gray, *Annu. Rev. Neurosci.*, **18**, 555 (1995).
- [20] P. Fries, P. R. Roelfsema, A. K. Engel, P. König, and W. Singer, *Proc. Natl. Acad. Sci. USA*, **94**, 12699 (1997).
- [21] F. Tong, *Nature Rev. Neurosci.*, **4**, 219 (2003).
- [22] J. Orbach, E. Zucker and R. Olson, *Perceptual and Motor Skills*, **22**, 615 (1966).
- [23] D. H. Hubel, and T. N. Wiesel. *J. Physiol.* **148**, 574-591 (1959).
- [24] D. H. Hubel, *Eye, Brain, and Vision*, Scientific American Library Series (1995).
- [25] C. L. Baker, Jr. and M. S. Cynader, *J. Neurophysiol.*, **55**, No 6, 1136 (1986).
- [26] W. J. M. Levelt, "Psychological studies on binocular rivalry", (Mouton, Hague, 1968).
- [27] S. R. Lehky, *Proc. R. Soc. Lond. B* **259**, 71 (1995). R. Fox and J. Herrmann, *Perception and Psychophysics*, **2**(9), 432 (1967).
- [28] S. Martinez-Conde, S. L. Maknik and D. H. Hubel, *Nature Neurosci.*, **3**, 251 (2000).
- [29] L. R. Peterson and M. J. Peterson, *J. Exp. Psychol.*, **58**(3), 193 (1959).
- [30] M. Sams, R. Hari, J. Rif and J. Knuutila, *J. Cogn. Neurosci.* **5**(3), 363 (1993).
- [31] F. Tong, K. Nakayama, J. T. Vaughan, and N. Kanwisher, *Neuron*, **21**, 753 (1998).
- [32] E. D. Lumer, K. J. Friston, G. Rees, *Science*, **280**, 1930 (1998).
- [33] A. Polonsky, R. Blake, J. Braun, and D. J. Heeger, *Nat. Neurosci.*, **3** (11), 1153 (2000).
- [34] F. Tong and S. A. Engel, *Nature*, **411**, 195 (2001).
- [35] P. Achermann and A. A. Borbely, *Neurosci.*, **81**(1), 213 (1997).
- [36] J. A. Hobson, *Nature*, **437**, 1254 (2005).
- [37] R. Ferri, O. Bruni, S. Miano, G. Plazzi, M. G. Terzano, *Clin. Neurophys.*, **116**, 2429 (2005).
- [38] A. Destexhe, D. Contreras, and M. Steriade, *J. Neurosci.*, **19**(11), 4595 (1999).
- [39] S. C. Malpas, *Am. J. Physiol. Heart Circ. Physiol.* **282**, H6 (2002). M. D. Prokhorov, V. I. Ponomarenko, V. I. Gridnev, M. B. Bodrov, and A. B. Bespyatov, *Phys. Rev. E* **68**, 041913 (2003). J. T. Bigger, Jr. J. L. Fleiss, R. C. Steinman, L. M. Rolnitzky, W. J. Schneider, and

- P. K. Stein, *Circulation* **91**, 1936 (1995). P. A. Varotsos, N. V. Sarlis, E. S. Skordas, and M. S. Lazaridou, *Appl. Phys. Lett.* **91**, 064106 (2007).
- [40] O. I. Carter and J. D. Pettigrew, *Perception*, **32**, 295 (2003).
- [41] D. A. Leopold, M. Wilke, A. Mair and N. Logothetis, *Nature Neurosci.*, **5**, 605 (2002).
- [42] T. L. Ooi and Z. J. He, *Perception*, **28**, 551 (1999).
- [43] J. F. Mitchell, G. R. Stoner, and J. H. Reynolds, *Nature*, **429**, 410 (2004).
- [44] S. C. Chong and R. Blake, [Abstract]*J. Vision*, **5** (8), 1045a (2005).
- [45] M. Meng and F. Tong, *J. Vision*, **4**, 539-551(2004).
- [46] S. C. Chong, D. Tadin and R. Blake, *J. Vision*, **5**, 1004 (2005).