

# Evidence for Strange Quark Contributions to the Nucleon's Form Factors at $Q^2 = 0.108(\text{GeV}/c)^2$

F. E. Maas,<sup>1,\*</sup> K. Aulenbacher,<sup>1</sup> S. Baunack,<sup>1</sup> L. Capozza,<sup>1</sup> J. Diefenbach,<sup>1</sup> B. Gläser,<sup>1</sup> T. Hammel,<sup>1</sup> D. von Harrach,<sup>1</sup> Y. Imai,<sup>1</sup> E.-M. Kabuß,<sup>1</sup> R. Kothe,<sup>1</sup> J. H. Lee,<sup>1</sup> A. Lorente,<sup>1</sup> E. Schilling,<sup>1</sup> D. Schwaab,<sup>1</sup> M. Sikora,<sup>1</sup> G. Stephan,<sup>1</sup> G. Weber,<sup>1</sup> C. Weinrich,<sup>1</sup> I. Altarev,<sup>2</sup> J. Arvieux,<sup>3</sup> M. El-Yakoubi,<sup>3</sup> R. Frascaria,<sup>3</sup> R. Kunne,<sup>3</sup> M. Morlet,<sup>3</sup> S. Ong,<sup>3</sup> J. van de Wiele,<sup>3</sup> S. Kowalski,<sup>4</sup> B. Plaster,<sup>4</sup> R. Suleiman,<sup>4</sup> and S. Taylor<sup>4</sup>

<sup>1</sup>*Institut für Kernphysik, Johannes Gutenberg-Universität Mainz, J.J. Becherweg 45, D-55099 Mainz, Germany*

<sup>2</sup>*St. Petersburg Institute of Nuclear Physics, Gatchina, Russia*

<sup>3</sup>*Institut de Physique Nucléaire (CNRS/IN2P3), Université Paris-Sud, F-91406 - Orsay Cedex, France*

<sup>4</sup>*Laboratory for Nuclear Science, Massachusetts Institute of Technology, Cambridge, MA 02139, USA*

(Dated: October 27, 2018)

We report on a measurement of the parity violating asymmetry in the elastic scattering of polarized electrons off unpolarized protons with the A4 apparatus at MAMI in Mainz at a four momentum transfer value of  $Q^2 = 0.108 (\text{GeV}/c)^2$  and at a forward electron scattering angle of  $30^\circ < \theta_e < 40^\circ$ . The measured asymmetry is  $A_{LR}(\vec{e}p) = (-1.36 \pm 0.29_{stat} \pm 0.13_{syst}) \times 10^{-6}$ . The expectation from the Standard Model assuming no strangeness contribution to the vector current is  $A_0 = (-2.06 \pm 0.14) \times 10^{-6}$ . We have improved the statistical accuracy by a factor of 3 as compared to our previous measurements at a higher  $Q^2$ . We have extracted the strangeness contribution to the electromagnetic form factors from our data to be  $G_E^s + 0.106 G_M^s = 0.071 \pm 0.036$  at  $Q^2 = 0.108 (\text{GeV}/c)^2$ . As in our previous measurement at higher momentum transfer for  $G_E^s + 0.230 G_M^s$ , we again find the value for  $G_E^s + 0.106 G_M^s$  to be positive, this time at an improved significance level of  $2\sigma$ .

PACS numbers: 12.15.-y, 11.30.Er, 13.40.Gp, 13.60.Fz, 14.20.Dh

The understanding of quantum chromodynamics (QCD) in the nonperturbative regime is crucial for the understanding of the structure of hadronic matter like protons and neutrons (nucleons). The successful description of a wide variety of observables by the concept of effective, heavy ( $\approx 350$  MeV) constituent quarks, which are not the current quarks of QCD, is still a puzzle. There are other equivalent descriptions of hadronic matter at low energy scales in terms of effective fields like chiral perturbation theory ( $\chi$ PT) or Skyrme-type soliton models. The effective fields in these models arise dynamically from a sea of virtual gluons and quark-antiquark pairs. In this context the contribution of strange quarks plays a special role since the nucleon has no net strangeness, and any contribution to nucleon structure observables is a pure sea-quark effect. Due to the higher current mass of the strange quark ( $m_s$ ) as compared to the up ( $m_u$ ) and down ( $m_d$ ) quark masses with  $m_s \approx 140$  MeV  $\gg m_u, m_d \approx 5 - 10$  MeV, one expects a suppression of strangeness effects in the creation of quark-antiquark pairs. On the other hand the strange quark mass is within the range of the mass scale of QCD ( $m_s \approx \Lambda_{QCD}$ ) so that the dynamic creation of strange sea quark pairs could still be substantial with the contribution from c, b, and t-quarks being negligible.

In the past, many hadronic quantities have been investigated for their strangeness contribution. For example, the strangeness contribution to the scalar quark density of the vacuum  $\langle 0|\bar{s}s|0\rangle$  is sizeable and comparable in magnitude to the quark condensate of the u and d flavors  $\langle 0|\bar{q}q|0\rangle$ , namely  $\langle 0|\bar{s}s|0\rangle = (0.8 \pm 0.1) \langle 0|\bar{q}q|0\rangle$

[1]. The scalar strangeness density  $\langle N|\bar{s}s|N\rangle$  of the nucleon gives a contribution to the mass of the nucleon. It has been discussed in the context of the  $\Sigma$  commutator, which can be related to the  $\pi N$  scattering amplitude. Recent evaluations of the  $\pi N$  sigma term from new  $\pi N$  scattering data give values for  $\Sigma_{\pi N}$  of  $(64 \pm 8)$  MeV up to  $(79 \pm 7)$  MeV resulting in a strangeness ratio  $y = 2 \langle N|\bar{s}s|N\rangle / \langle N|\bar{u}u + \bar{d}d|N\rangle$  in the range between 0.22 and 0.46. This corresponds to a contribution to the nucleon mass from the scalar density  $m_s \langle N|\bar{s}s|N\rangle$  of 110 MeV to 220 MeV [2]. Information on the axial charge  $\langle N|\bar{s}\gamma_\mu\gamma^5 s|N\rangle$  and on the strangeness contribution to the spin of the nucleon comes from the interpretation of deep inelastic scattering data and suggests a sizeable contribution of the strange quarks of  $\Delta s(Q^2 = 1 (\text{GeV}/c)^2) = -0.045 \pm 0.007$  to the nucleon spin from a next-to-leading order perturbative QCD analysis of the available world data set including higher twist effects [3]. Parity violating (PV) electron scattering off nucleons provides experimental access to the strange quark vector current in the nucleon  $\langle N|\bar{s}\gamma_\mu s|N\rangle$ , which is parameterized in the electromagnetic form factors of proton and neutron,  $G_E^s$  and  $G_M^s$  [4]. Recently three collaborations have published experimental results: 1. The SAMPLE collaboration at MIT-Bates [5, 6] at a four momentum transfer of  $Q^2 = 0.1 (\text{GeV}/c)^2$  and  $Q^2 = 0.04 (\text{GeV}/c)^2$  at backward angles, where they are sensitive to  $G_M^s$  and the axial form factor  $\tilde{G}_A^p$ , 2. the HAPPEX collaboration at TJNAF [7] with scattering at a momentum transfer of  $Q^2 = 0.48 (\text{GeV}/c)^2$  at forward angles of  $12^\circ$  where they are sensitive to  $G_E^s + 0.39 G_M^s$ , and 3. our

collaboration A4 at MAMI at a momentum transfer of  $Q^2 = 0.23$  (GeV/c)<sup>2</sup> with scattering at forward angles sensitive to  $G_E^s + 0.25 G_M^s$ . A direct separation of the electric ( $G_E^s$ ) and magnetic ( $G_M^s$ ) contributions at forward angles has been impossible so far, since the measurements have been taken at different  $Q^2$ -values. We present here a new measurement of the PV asymmetry in the scattering of polarized electrons off unpolarized protons with the A4 experiment at forward angles of  $30^\circ < \theta_e < 40^\circ$  and at the same four momentum transfer of  $Q^2 = 0.108$  (GeV/c)<sup>2</sup> where the SAMPLE collaboration has measured at backward kinematics so that for the first time a separation of  $G_E^s$  and  $G_M^s$  solely from experimental data will be possible.

The interference between weak ( $Z$ ) and electromagnetic ( $\gamma$ ) amplitudes leads to a PV asymmetry  $A_{LR}(\bar{e}p) = (\sigma_R - \sigma_L)/(\sigma_R + \sigma_L)$  in the elastic scattering cross section of right- and left-handed electrons ( $\sigma_R$  and  $\sigma_L$  respectively). The asymmetry can be written as  $A_{LR}(\bar{e}p) = c_1 \tilde{G}_E^p + c_2 \tilde{G}_M^p + c_3 \tilde{G}_A^p$  and is given in the framework of the Standard Model [8]. The weak vector form factors  $\tilde{G}_{E,M}^p$  of the proton can be expressed in terms of the known electromagnetic nucleon form factors  $G_{E,M}^{p,n}$  and the unknown strange form factors  $G_{E,M}^s$  using isospin symmetry and the universality of the quarks in weak and electromagnetic interactions. It can be expressed as a sum of three terms,  $A_{LR}(\bar{e}p) = A_V + A_s + A_A$ .

$$A_V = -a\rho'_{eq}\{(1 - 4\hat{\kappa}'_{eq}\hat{s}_Z^2) - \frac{\epsilon G_E^p G_E^n + \tau G_M^p G_M^n}{\epsilon(G_E^p)^2 + \tau(G_M^p)^2}\}, \quad (1)$$

$$A_s = a\rho'_{eq} \frac{\epsilon G_E^p G_E^s + \tau G_M^p G_M^s}{\epsilon(G_E^p)^2 + \tau(G_M^p)^2}, \quad (2)$$

$$A_A = a \frac{(1 - 4\hat{s}_Z^2)\sqrt{1 - \epsilon^2}\sqrt{\tau(1 + \tau)}G_M^p \tilde{G}_A^p}{\epsilon(G_E^p)^2 + \tau(G_M^p)^2}. \quad (3)$$

$A_V$  represents the vector coupling at the proton vertex where the possible strangeness contribution has been taken out and has been put into  $A_s$ , a term arising only from a contribution of strangeness to the electromagnetic vector form factors. The term  $A_A$  represents the contribution from the axial coupling at the proton vertex due to the neutral current weak axial form factor  $\tilde{G}_A^p$ . The quantity  $a$  represents  $(G_\mu Q^2)/(4\pi\alpha\sqrt{2})$ .  $G_\mu$  is the Fermi coupling constant as derived from muon decay.  $\alpha$  is the fine structure constant,  $Q^2$  the negative square of the four momentum transfer,  $\tau = Q^2/(4M_p^2)$  with  $M_p$  the proton mass, and  $\epsilon = [1 + 2(1 + \tau)\tan^2(\theta_e/2)]^{-1}$  with  $\theta_e$  the laboratory scattering angle of the electron. The electromagnetic form factors  $G_{E,M}^{p,n}$  are taken from a recent parametrization (version 1, page 5) by Friedrich and Walcher [9], where we assign an experimental error of 3% to  $G_M^p$  and  $G_E^p$ , 5% to  $G_M^n$ , and 10% to  $G_E^n$ . Electro-weak radiative corrections are included in the factors  $\rho'_{eq}$  and  $\hat{\kappa}'_{eq}$  which have been evaluated in the  $\overline{MS}$  renormalization scheme according to [10]. We use a

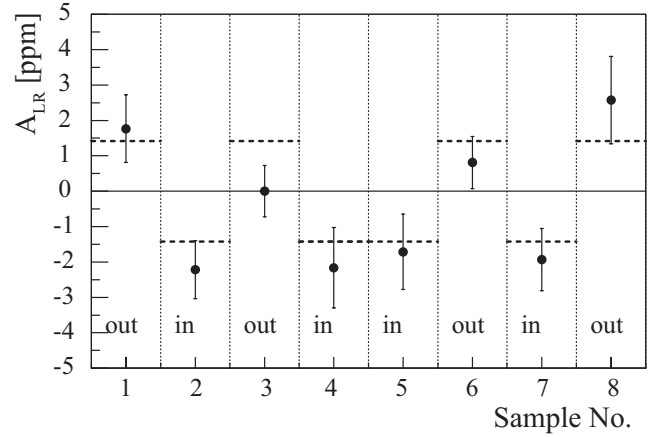


FIG. 1: Extracted physics asymmetries for  $Q^2 = 0.108(\text{GeV}/c)^2$  with respect to the state of the  $\lambda/2$  wave plate. The flip of sign can be observed well. The dashed line represents the global fit to all data with  $\lambda/2$ -wave plate sign flip taken into account.

value for  $\hat{s}_Z^2 = \sin^2 \hat{\theta}_W(M_Z)_{\overline{MS}}$  of 0.23120(15) [11]. The electro-weak radiative corrections to  $A_A$  [12] are included in  $\tilde{G}_A^p$ . Electromagnetic internal and external radiative corrections to the asymmetry and the effect of energy loss due to ionization in the target have also been calculated. They reduce the expected asymmetry for our kinematics by about 1.3%. We average  $A_0 = A_V + A_A$  over the acceptance of the detector and the target length. We obtain an expected value for the asymmetry at the averaged  $Q^2$  without strangeness contribution to the vector form factors of  $A_0 = (-2.06 \pm 0.14) \times 10^{-6}$ . The three largest contributions to the uncertainty of  $A_0$  come from the uncertainty in the axial form factor  $\tilde{G}_A^p$  ( $0.08 \times 10^{-6}$ ), the electric form factor of the proton  $G_E^p$  ( $0.07 \times 10^{-6}$ ), and the magnetic form factor of the neutron  $G_M^n$  ( $0.07 \times 10^{-6}$ ). The measurement was carried out at the MAMI accelerator facility using the setup of the A4 experiment [13, 14, 15, 16]. We used an electron beam with an energy of 570.4 MeV and an intensity of 20  $\mu\text{A}$ . An averaged electron beam polarization  $P_e$  of 80% was obtained using a strained layer GaAs crystal. The helicity of the electrons is changed randomly between two complementary patterns on a 20 ms basis. The beam polarization was measured weekly by a Møller polarimeter with a precision of better than 2%. Together with the interpolation between the weekly measurements the uncertainty in the knowledge of the polarization was 4%. Several monitor and stabilization systems were installed along the accelerator to minimize and measure helicity correlated beam fluctuations such as differences in position, angle, and energy for the two helicity states, which introduce false asymmetries. The electrons were scattered off a 10 cm long liquid hydrogen target corresponding to a luminosity of  $L = 0.5 \times 10^{38} \text{ cm}^{-2}\text{s}^{-1}$ , monitored by eight water-Cerenkov detectors mounted at small scatter-

TABLE I: Applied corrections to the measured asymmetry and their contribution to the systematic error at  $Q^2 = 0.108(\text{GeV}/c)^2$  in units of parts per million (ppm).

	Correction (ppm)	Error (ppm)
Target density, luminosity	-0.32	0.01
Target density, current	0.00	0.02
Nonlinearity of LuMo	0.05	0.00
Dead time correction	0.03	0.02
Current asymmetry $A_I$	-0.33	0.04
Energy difference $\Delta E$	0.03	0.03
Position differences $\Delta x, \Delta y$	0.01	0.09
Angle differences $\Delta x', \Delta y'$	0.01	0.09
Al windows ( $\text{H}_2$ target)	0.06	0.03
Dilution from $\pi^0$ decay	0.00	0.02
$P_e$ measurement	-0.34	0.03
$P_e$ interpolation	0.00	0.05
Total systematic error		0.13

ing angles of  $4.4^\circ < \theta_e < 10^\circ$  covering the full azimuthal range of  $\phi_e$ . From the helicity correlated luminosity and beam current measurement we obtained the target density  $\rho_{R,L} = L_{R,L}/I_{R,L}$  for the two helicity states R and L from the ratio of luminosity  $L_{R,L}$  and beam current  $I_{R,L}$ .

The scattered particles were detected in a total absorbing calorimeter that consisted of 1022 individual lead fluoride ( $\text{PbF}_2$ ) crystals placed in 7 rings and 146 rows. It covered scattering angles from  $30^\circ < \theta_e < 40^\circ$  and the full azimuthal  $\phi_e$ -range, yielding a solid angle of  $\Delta\Omega = 0.62$  sr. We achieved an energy resolution of  $3.9\%/\sqrt{E}$  at the elastic peak. This allows a clean separation of elastic scattered electrons from inelastic events like  $\pi$ -electroproduction and  $\Delta(1232)$ -excitation, which have a PV asymmetry originating from different physics. Using Monte Carlo simulations we estimated the possible background contribution from the production of  $\pi^0$ s, which subsequently decay into two photons, to be much less than 1%. It is neglected here. The largest background comes from quasi-elastic scattering off the thin aluminum entrance and exit windows of the target cell (see Table I).

The number of elastic events for positive (R) and negative (L) helicity  $N_{R,L}$  was determined from the energy histograms and from summing up over all 730 channels of the inner five rings of the calorimeter. For each 5 minute run we calculated a raw asymmetry using the elastic counts normalized to the target density  $A_{raw} = (N_R/\rho_R - N_L/\rho_L)/(N_R/\rho_R + N_L/\rho_L)$ . Corrections due to false asymmetries arising from helicity correlated changes of beam parameters were applied on a run by run basis, using the method of multilinear regression. We corrected for the measured polarization  $P_e$  of the electron beam. The analysis is based on a total of  $4.8 \times 10^6$  histograms corresponding to  $2 \times 10^{13}$  elastic events. The largest correction arises from the in-

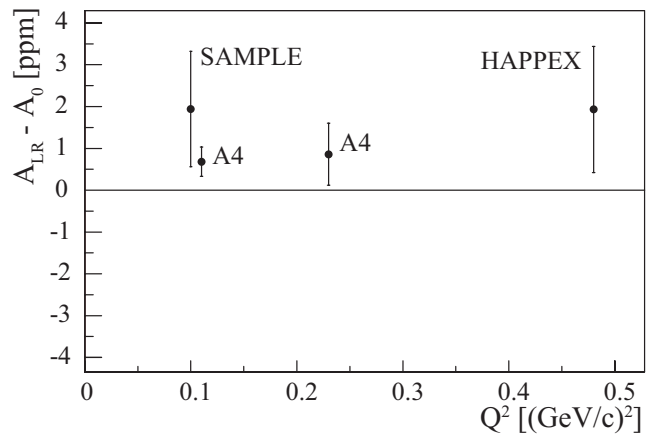


FIG. 2: Difference between the measured parity violating asymmetry in electron proton scattering  $A_{LR}(\vec{e}p)$  and the asymmetry  $A_0$  without vector strangeness contribution from the Standard Model for the SAMPLE experiment at backward angles, and the HAPPEX and the two A4 results at forward angles. We have taken the published asymmetry values from the SAMPLE and HAPPEX results and recalculated  $A_0$  according to Equations 1 and 3, taking for SAMPLE the mean values of the kinematical variables. The new experimental result at  $Q^2=0.108$  ( $\text{GeV}/c$ )<sup>2</sup> presented here is the most accurate measurement.

terpolation between the polarization measurements and the corrections for the beam current asymmetry. Table I gives an overview of the corrections and their contributions to the systematic error. About half of the data samples were taken with a  $\lambda/2$ -wave plate inserted in the laser optics of the electron source which reverses the beam helicity from R to L and vice versa without any other change to the data acquisition system or the analysis. This serves as a sensitive test for the understanding of the systematic corrections since the extracted physics asymmetry  $A_{LR}(\vec{e}p)$  must change sign. Altogether eight so called data samples have been taken, four with the  $\lambda/2$ -wave plate in. Figure 1 shows the extracted physics asymmetries for these data samples. The change in sign when the  $\lambda/2$ -wave plate was inserted can easily be observed. From all of the data we extracted a value of  $A_{LR}(\vec{e}p) = (-1.36 \pm 0.29_{stat} \pm 0.13_{syst})$  ppm.

A combination of the weak form factors of the proton  $\tilde{G}_E^p$  and  $\tilde{G}_M^p$  can be extracted from the measured asymmetry. For the extraction we take  $\tilde{G}_A^p$  from [12]. At our average momentum transfer of  $Q^2 = 0.108$  ( $\text{GeV}/c$ )<sup>2</sup> we extract a value of  $\tilde{G}_E^p + 0.106 \tilde{G}_M^p = 0.115 \pm 0.036$ . We compute the result for our previous measurement at the higher  $Q^2$  of  $0.230$  ( $\text{GeV}/c$ )<sup>2</sup> and yield  $\tilde{G}_E^p + 0.225 \tilde{G}_M^p = 0.212 \pm 0.035$ , which has been omitted in [16].

The statistical and systematic error of the measured asymmetry and the error in the theoretical prediction of  $A_0$  are added in quadrature. The difference between the measured value of  $A_{LR}(\vec{e}p)$  and the Standard Model prediction without vector strangeness contribution is di-

rectly proportional to the strangeness contribution to the vector form factors of the nucleon. The previously reported results of SAMPLE, HAPPEX and A4 at a different momentum transfer give a measured value for  $A_{LR}(\vec{e}p)$  smaller than  $A_0$ . For our new data presented here the difference of  $A_{LR}(\vec{e}p) - A_0$  has a two  $\sigma$  deviation from zero. Each single measurement does not give a strangeness signal larger than two  $\sigma$ , but the combination of the three forward angle measurements seems to show evidence for the observation of strangeness effects. We have taken the published asymmetry values from the SAMPLE and HAPPEX results and recalculated  $A_0$  according to Equations 1 and 3, taking for SAMPLE the mean values of the kinematical variables. Figure 2 shows the present situation of all the published asymmetry measurements in elastic electron proton scattering using our parameter set for the calculation of  $A_0$ .

From the difference between the measured  $A_{LR}(\vec{e}p)$  and the theoretical prediction in the framework of the Standard Model,  $A_0$ , we extract a linear combination of the strange electric and magnetic form factors of  $G_E^s + 0.106 G_M^s = 0.071 \pm 0.036$  at  $Q^2 = 0.108$  (GeV/c)<sup>2</sup>. In Figure 3, the solid lines show the possible values of  $G_E^s$  against  $G_M^s$ , the gray shaded area represents the 65 % confidence limit error band. Our result is about two standard deviations away from  $G_E^s + 0.106 G_M^s = 0$ . The gray shaded area with the dashed lines is the result from the SAMPLE experiment on  $G_M^s$  at the same  $Q^2$  as measured at backward scattering angles. If we take the published SAMPLE result on  $G_M^s$ , we get a value for  $G_E^s = 0.032 \pm 0.051$ . A consistent combination of our result on  $G_E^s + 0.106 G_M^s$  presented here and the SAMPLE result on  $G_M^s$  would require a reanalysis of averaging  $A_0$  over the detector acceptance with a common set of electromagnetic and axial form factors. Work is in progress on a common A4/SAMPLE analysis. A recent very accurate determination of the strangeness contribution to the magnetic moment of the proton  $\mu_s = G_M^s(Q^2 = 0)$  (GeV/c)<sup>2</sup> from lattice gauge theory [17] is indicated by the dotted lines. It would yield a larger value of  $G_E^s = 0.076 \pm 0.036$  if the  $Q^2$  dependence of  $G_M^s$  from 0 to 0.108 (GeV/c)<sup>2</sup> were neglected. The theoretical expectations from another quenched lattice gauge theory calculation [18], from SU(3) chiral perturbation theory [19], from a chiral soliton model [20], from a quark model [21], from a Skyrme-type soliton model [22] and from an updated vector meson dominance model fit to the form factors [23] are depicted into Figure 3.

We are preparing a series of measurements of the parity violating asymmetry in the scattering of longitudinally polarized electrons off unpolarized protons and deuterons at backward scattering angles of  $140^\circ < \theta_e < 150^\circ$  with the A4 apparatus in order to separate the electric ( $G_E^s$ ) and magnetic ( $G_M^s$ ) strangeness contribution to the electromagnetic form factors of the nucleon.

This work is supported by the DFG under SFB 201, SPP

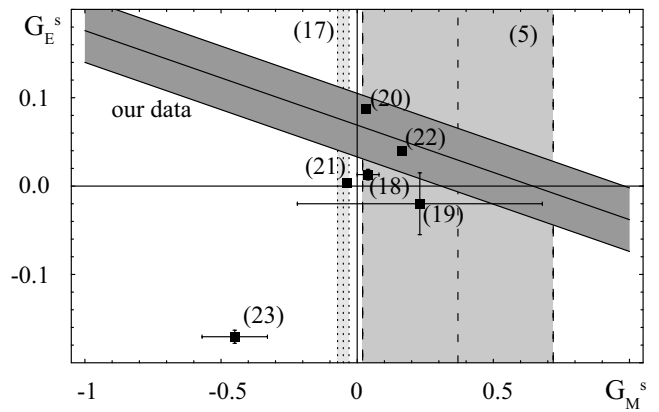


FIG. 3: The solid lines represent our result on  $G_E^s + 0.106 G_M^s$  as extracted from our new data presented here. The shaded region represents in all cases the one- $\sigma$ -uncertainty with statistical and systematic and theory error added in quadrature. The dashed lines represent the result on  $G_M^s$  from the SAMPLE experiment [5]. The dotted lines represent the result of a recent lattice gauge theory calculation for  $\mu_s$  [17]. The black squares represent different model calculations and the numbers denote the references.

1034, by the IN2P3 of CNRS and in part by the DOE. We are indebted to K.H. Kaiser and the MAMI crew and we thank the A1 Collaboration for the Møller polarimeter measurements. We would like to thank S. Scherer and H. Spiessberger for useful discussions.

\* corresponding author: maas@kph.uni-mainz.de

- [1] B. L. Ioffe, Phys. Atom. Nucl. **66**, 30 (2003).
- [2] M. M. Pavan et al., PiN Newslett. **16**, 110 (2002).
- [3] E. Leader et al., Phys.Rev. **D 67**, 074017 (2003).
- [4] D. B. Kaplan et al., Nucl. Phys. B **310**, 527 (1988).
- [5] D. T. Spayde et al., Phys. Lett. **B583**, 79 (2004).
- [6] T. M. Ito et al., Phys. Rev. Lett. **92**, 102003 (2004).
- [7] K. A. Aniol et al., Phys. Rev. **C 69**, 065501 (2004).
- [8] M. J. Musolf et al., Phys. Rep. **239**, 1 (1994).
- [9] J. Friedrich et al., Eur. Phys. J. A **17**, 607 (2003).
- [10] W. J. Marciano and A. Sirlin, Phys. Rev. D **29**, 75 (1984).
- [11] S. Eidelmann et al., Phys. Lett. **B 592**, 1 (2004).
- [12] S.-L. Zhu et al., Phys. Rev. D **62**, 033008 (2000).
- [13] H. Euteneuer et al., Proc of the EPAC 1994 **1**, 506 (1994).
- [14] F. E. Maas et al., Proc. of the ICATPP-7 (World Scientific, 2002), p. 758.
- [15] F. E. Maas et al., Eur. Phys. J. A **17**, 339 (2003).
- [16] F. E. Maas et al., Phys. Rev. Lett. **93**, 022002 (2004).
- [17] D. B. Leinweber et al., hep-lat/0406002 (2004).
- [18] R. Lewis et al., Phys. Rev. **D 67**, 013003 (2003).
- [19] T. R. Hemmert et al., Phys. Rev. **C 60**, 045501 (1999).
- [20] A. Silva et al., Eur. Phys. J. A **22**, 481 (2004).
- [21] V. Lyubovitskij et al., Phys. Rev. **C 66**, 055204 (2002).
- [22] H. Weigel et al., Phys. Lett. B **353**, 20 (1995).
- [23] H.-W. Hammer et al., Phys. Rev. **C60**, 045204 (1999).