

Confronting fragmentation function universality with single hadron inclusive production at HERA and e^+e^- colliders

S. Albino, B. A. Kniehl, G. Kramer, and C. Sandoval

II. Institute for Theoretical Physics, University of Hamburg,

Luruper Chaussee 149, 22761 Hamburg, Germany

(Dated: November 2, 2006)

Abstract

Predictions for light charged hadron production data in the current fragmentation region of deeply inelastic scattering from the H1 and ZEUS experiments are calculated using perturbative Quantum Chromodynamics at next-to-leading order, and using fragmentation functions obtained by fitting to similar data from e^+e^- reactions. General good agreement is found when the magnitude Q^2 of the hard photon's virtuality is sufficiently large. The discrepancy at low Q and small scaled momentum x_p is reduced by incorporating mass effects of the detected hadron. By performing quark tagging, the contributions to the overall fragmentation from the various quark flavours in the ep reactions are studied and compared to the contributions in e^+e^- reactions. The yields of the various hadron species are also calculated.

I. INTRODUCTION

Due to their high accuracy, data for single hadron inclusive production in high energy e^+e^- reactions have been used within the framework of the factorization theorem of Quantum Chromodynamics (QCD) at leading twist and at next-to-leading order (NLO) to constrain fragmentation functions (FFs) for charge summed light charged hadrons (π^\pm , K^\pm and p/\bar{p}) in Refs. [1, 2, 3, 4]. The benefits of such an extraction are twofold. First, a test of perturbative QCD is provided and consequently imposes a constraint on the strong coupling constant $\alpha_s(M_Z)$ at the Z boson mass scale M_Z . Second, since the universality principle of the factorization theorem implies that the FFs are independent of the initial state, FFs extracted in this way can be used to make predictions for other hadron production processes such as those arising from ep reactions in the current fragmentation region and from pp and $p\bar{p}$ reactions.

Tests of universality were performed in Ref. [5] by confronting predictions obtained from the KKP FF set [1] with corresponding measurements of rapidity (y) and transverse momentum (p_T) distributions for unidentified light charged hadron production in $p\bar{p}$ reactions at UA1, UA2 and CDF, γp reactions at H1 and ZEUS, and $\gamma\gamma$ reactions at OPAL. Within the theoretical and experimental errors the description of all data sets was good. However, the predictions for the $p\bar{p}$ reactions have large theoretical errors arising from scale variations, and the experimental errors are largest at large p_T where additional non-perturbative information such as higher twist is expected to be least important. The γp and $\gamma\gamma$ reaction data suffer from similar problems, but in addition the predictions gain large errors from the rather badly constrained parton distribution functions (PDFs) of the photon. Distributions in y generally have even larger theoretical errors. More stringent tests of universality were performed in Refs. [6, 7, 8] through analysis of pseudorapidity and p_T distributions from H1 for the process $ep \rightarrow e + \pi^0 + X$, and in Ref. [6] through analysis of p_T distributions from ZEUS for the process $ep \rightarrow e + h + X$, which did not require the use of photon PDFs (except in the low Q region [9]). The disagreement found with the ZEUS data was reduced in Ref. [10] through resummation of multiple parton radiation at low p_T .

In this paper we confront predictions of normalized light charged hadron scaled momentum (x_p) distributions with single hadron inclusive production measurements in deeply inelastic scattering at the H1 [11] and ZEUS [12, 13] experiments (the more recent ZEUS

data of Ref. [14] are unfortunately unavailable) at high Q in the current fragmentation region, where the detected hadron originates from the fragmentation of a parton at high scale. These hadrons can be reliably distinguished from those in the target fragmentation region by working in the Breit frame, where the struck quark, which subsequently fragments, moves in the opposite direction to the proton remnants, so that x_p distributions in the current fragmentation region are closely related to x_p distributions in any one of the two event hemispheres of e^+e^- reactions. Consequently, comparison of predictions for ep reaction data using FFs constrained from e^+e^- reaction data allows for more direct tests of universality. Since the data are normalized, uncertainties from the proton PDFs and their perturbative evolution are reduced, as well as the dependence on Bjorken x .

The charge-squared weighted FFs are weighted equally in e^+e^- reactions. In particular, this implies that FFs for massless d and s quarks cannot be separated if they are not separately tagged, so that, since no individually tagged light quark flavour data was used in the analyses of Refs. [1, 2, 3], additional theoretical constraints on the d quark had to be imposed. However, calculation of hadron production processes from proton initiated reactions at facilities such as HERA (e^+p), the Tevatron ($p\bar{p}$), RHIC and the LHC (pp), where the charge-squared weighted FFs for quarks of each flavour have an independent weighting provided by the PDFs, may demand some degree of knowledge of the individual quark FFs, particularly in the light quark sector.

In the determination of the AKK FF set for light charged hadrons [4], a more phenomenological separation of the light quark flavour FFs was pursued using the individually quark flavour tagged probabilities measured by the OPAL collaboration [15]. These probabilities were constrained by single and double hadron inclusive production measurements for which light quarks are favoured, together with the well justified theoretical assumptions of SU(2) isospin invariance between u and d quarks for the quark compositions of π^\pm , and the branching ratios of the Z boson into quark-antiquark pairs of each quark flavour from perturbative QCD. Small x_p subtleties in double hadron inclusive production are relatively unimportant since the data are in the range $x_p > 0.2$. Such a separation should make little difference to the current knowledge of π^\pm FFs, since the SU(2) isospin relation was also used in the extraction of the KKP FF set to constrain the d quark. Thus, predictions for π^\pm data should not depend too much on the choice of FF set. The same applies to unidentified light charged hadron data, albeit to a slightly less degree, since π^\pm dominates the sample on account of its

low mass. However, the anticipated strange quark suppression in K^\pm production observed in the OPAL experiment gave more realistic K^\pm production FFs for d and s quarks in the AKK set than those in the KKP set, where the FF for s was set equal to the FF for u for simplicity. Finally, the light quark separation of the AKK FFs for p/\bar{p} production may also be significant, although it was limited by the large experimental uncertainties of the OPAL tagging probabilities.

These expectations are found to some degree in the comparisons of theoretical predictions with pp initiated single hadron inclusive production data [16, 17] from the STAR collaboration. In Ref. [16], both the AKK and KKP FF sets lead to similar and good descriptions of the π^\pm yield, while the theoretical prediction gives better agreement (at scale $\mu = p_T$) with the measured p/\bar{p} production when the p/\bar{p} FFs are employed from the AKK set than from the KKP set. The AKK set for K^\pm and K_S^0 [18] also resulted in an improvement [19] in the theoretical description of the K_S^0 production measurements of Ref. [17].

The paper is organized as follows. We first present the formalism behind our calculations in section II. We define the observable we are studying, and give the form of the cross section in terms of the FFs to underline the similarities among, and differences between, single hadron inclusive production in e^+e^- and ep reactions. Then we discuss the modification to the cross section when the detected hadron's mass is not negligible, since this effect is important at sufficiently small x_p and low Q . Section III contains our comparisons with the data, and we examine the uncertainties arising from the arbitrary choice of scale, of PDF set and of FF set, as well as the importance of gluon fragmentation and of the detected hadron mass effect. Furthermore, although the corresponding data is absent, the contributions from the individual fragmenting parton and detected hadron species to the cross section are calculated to further determine differences and similarities of the FF sets. In section IV we present our conclusions. Finally, the appendix gives details on the cuts used in the experiments.

II. THEORETICAL FORMALISM

We are concerned with the process $ep \rightarrow e + h + X$, where h is a detected hadron and X is the remaining unobserved part of the final state, whose kinematic variables will be assigned according to the external particles of the general graph in Fig. 1. The kinematic

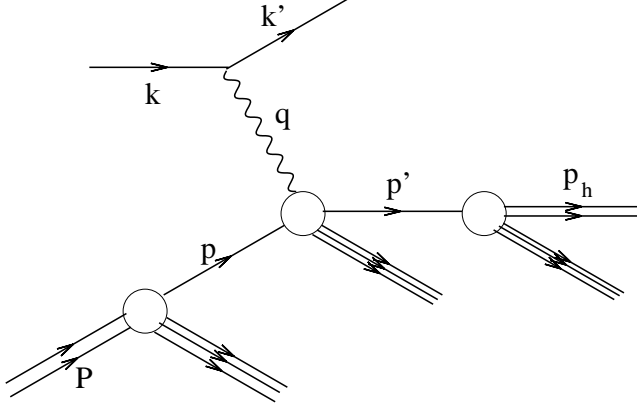


FIG. 1: General graph for the leading twist contributions to the process $e(k)p(P) \rightarrow e(k') + h(p_h) + X$. Parallel trios of lines signify unobserved final states.

degrees of freedom are chosen to be the centre-of-mass (c.m.) energy \sqrt{s} of the initial state electron-proton system, which is given by $s = (P + k)^2$ and which is kept fixed in the experiments, the magnitude of the hard photon's virtuality $Q^2 = -q^2$, the Bjorken scaling variable $x = Q^2/(2P \cdot q)$ and the scaled detected hadron momentum $x_p = 2p_h \cdot q/q^2$. The normalized cross section (with the s dependence omitted for brevity) takes the form

$$F^{\text{proton } h}(\text{cuts}, x_{pA}, x_{pB}) = \frac{\int_{\text{cuts}} dQ^2 dx \int_{x_{pA}}^{x_{pB}} dx_p \frac{d\mathcal{O}^{\text{proton } h}}{dx_p}(x, x_p, Q^2)}{\int_{\text{cuts}} dQ^2 dx \mathcal{O}^{\text{proton}}(x, Q^2)}, \quad (1)$$

where, for convenience later, we use the shorthand \mathcal{O} for $d^2\sigma/(dx dQ^2)$, where “cuts” refers to a specified region in the (x, Q^2) plane (see the appendix for the various cuts used by H1 and ZEUS), and where $x_{pA(B)}$ is the lower (upper) edge of the x_p bin. The cross section and the kinematic variables are frame invariant, and are measured in the Breit frame, defined to be the frame where the photon energy vanishes. In this frame the target fragmentation region ($x_p < 0$) contains the proton remnants, while the struck parton fragments into the current fragmentation region ($x_p > 0$), and the latter process is equivalent to the fragmentation of a parton into an event hemisphere in e^+e^- reactions.

A. QCD factorization theorem

The factorization theorem dictates that the leading twist component of the factorized cross section in the numerator of Eq. (1) is calculated from processes of the form shown in

Fig. 1 and takes the form

$$\begin{aligned} \frac{d\mathcal{O}^{\text{proton } h}}{dx_p}(x, x_p, Q^2) &= \int_x^1 \frac{dy}{y} \int_{x_p}^1 \frac{dz}{z} \sum_{ij} \frac{d\hat{\mathcal{O}}^{ij}}{dz} \left(y, z, \frac{Q^2}{\mu^2}, a_s(\mu^2) \right) \\ &\quad \times \frac{x}{y} f_i^{\text{proton}} \left(\frac{x}{y}, \mu^2 \right) \frac{x_p}{z} D_j^h \left(\frac{x_p}{z}, \mu^2 \right). \end{aligned} \quad (2)$$

In this framework, the incoming parton i has momentum $p = (x/y)P$ and the outgoing parton j has momentum $p' = (z/x_p)p_h$. f_i^{proton} is the PDF of parton i in the proton, D_j^h is the FF of parton j to the hadron h , $\hat{\mathcal{O}}^{ij}$ is the equivalent factorized partonic observable given to NLO in Ref. [20], μ is the factorization / renormalization scale which distinguishes the soft from the hard subprocesses and $a_s(\mu^2) = \alpha_s(\mu)/(2\pi)$. The more commonly written form of Eq. (2) can be obtained by changing the integration variables to $\hat{x} = x/y$ and $\hat{x}_p = x_p/z$, which accentuates the role of the PDFs and FFs as probability densities. Using the momentum sum rule

$$\sum_h \int_0^1 dz z D_j^h(z, \mu^2) = 1, \quad (3)$$

the integration over x_p from 0 to 1 and the sum over h of Eq. (2) yields the factorized cross section in the denominator of Eq. (1), viz.

$$\mathcal{O}^{\text{proton}}(x, Q^2) = \int_x^1 \frac{dy}{y} \sum_i \hat{\mathcal{O}}^i \left(y, \frac{Q^2}{\mu^2}, a_s(\mu^2) \right) \frac{x}{y} f_i^{\text{proton}} \left(\frac{x}{y}, \mu^2 \right). \quad (4)$$

B. Comparison with $e^+e^- \rightarrow h + X$

We now perform a pedagogical study of the FF dependence of $F^{\text{proton } h}$. Therefore, and in this subsection only, we work to leading order (LO) (however, all calculations used for our numerical analysis of section III will be performed to NLO), where

$$\frac{d\hat{\mathcal{O}}^{ij}}{dz} \left(y, z, \frac{Q^2}{\mu^2}, a_s(\mu^2) \right) = \frac{d\sigma_0}{dQ^2}(Q^2) \sum_I \delta_{ij} \delta_{iI} e_{qI}^2(Q^2) \delta(1-y) \delta(1-z) \quad (5)$$

and

$$\hat{\mathcal{O}}^i \left(y, \frac{Q^2}{\mu^2}, a_s(\mu^2) \right) = \frac{d\sigma_0}{dQ^2}(Q^2) \sum_I \delta_{iI} e_{qI}^2(Q^2) \delta(1-y). \quad (6)$$

In these expressions, σ_0 is the cross section for the elastic process $e\mu \rightarrow e\mu$ for one photon exchange in the t -channel, and I indexes the quark of effective electroweak charge $e_{qI}(Q^2)$. As a further simplification, we will neglect the bin width in Q since $F^{\text{proton } h}$ is approximately

independent of Q up to $O(1/\ln Q)$ corrections. (However, we will not neglect the bin widths in Q in section III.) The result is

$$F^{\text{proton } h}(\text{cuts}, x_{pA}, x_{pB}) = \frac{\int_{x_{pA}}^{x_{pB}} dx_p \sum_I e_{qI}^2(Q^2) G_I(Q^2) x_p D_I^h(x_p, Q^2)}{\sum_J e_{qJ}^2(Q^2) G_J(Q^2)}, \quad (7)$$

where $G_I(Q^2) = \int_{\text{cuts}} dx x f_I^{\text{proton}}(x, Q^2)$. If the G_I are independent of I , the numerator of Eq. (7) is equal to the equivalent LO result for $e^+e^- \rightarrow h + X$. It is therefore essentially the differences between the G_I which distinguishes the two types of observables. The relative sizes of the components of the ep cross section where the quark directly connected to the electroweak boson is tagged help to determine the relative importance of the fragmentation of individual quark flavours in the untagged cross section in ep reactions, and consequently to what extent these data could complement the untagged and tagged data from e^+e^- reactions in understanding fragmentation from the various quark flavours. The ep cross section for which quark I is tagged can be obtained by setting the remaining quark charges to zero in the calculation, implying that it is scale independent and is given at LO by $e_{qI}^2(Q^2) G_I(Q^2) x_p D_I^h(x_p, Q^2)$. Then the largest component is the tagged cross section for which $I = u$, due to the valence structure of the proton, the larger charge of the u quark relative to the d quark and, to some extent, because the u quark is the most favoured one in the production of light charged hadrons. By the nature of data from e^+e^- reactions, the u quark fragmentation is currently also the most constrained component, in particular for π^\pm production which constitutes most of the sample, while the most unconstrained component is the difference between the d and s quark fragmentations due to their similar effective electroweak charges. Consequently, in the absence of sufficiently precise data for ep reactions, uds (or equivalently c and b) tagging would therefore be valuable since together with e^+e^- reaction data it would provide some constraint on the separation between d and s quark fragmentation, by virtue of the difference between G_d and G_s . So far only charm quark tagging through $D^{*\pm}$ production measurements [21] has been performed in the fully inclusive case to obtain F_2^c . Separate u , d and s tagging as performed in e^+e^- reactions [15] would constitute a further improvement, but may not be possible at present.

Gluon fragmentation is not so well constrained by e^+e^- reactions since the gluon does not couple directly to the electroweak boson. Although the proton is an abundant source of gluons, this uncertainty is unlikely to contaminate the measurements from ep reactions for the same reason. This contrasts with $p\bar{p}$ and pp reactions, where gluon fragmentation is

very important because a gluon or quark from one (anti)proton can probe a gluon from the other (anti)proton directly and with a much stronger coupling.

C. Detected hadron mass effect

The production rate of the detected hadron falls as its mass m_h increases due to the reduction in the size of the available phase space. This effect is particularly pronounced at small x_p and low Q , where m_h cannot be neglected relative to the hadron's spatial momentum. Treatment of the hadron mass effect in the timelike case was covered in Ref. [22]; here we derive the modification to Eq. (2) in the spacelike case. The result is essentially equivalent to that of Ref. [22] after making the replacement $s \rightarrow Q^2$, where \sqrt{s} is the c.m. energy of the e^+e^- system.

In general, the scaling variables of the factorization theorem are given by ratios of the light cone momenta. To find the general relation between the true scaling variable of fragmentation and the measured variable x_p in the presence of hadron mass, we work in the class of frames in which the spatial momenta of the virtual photon and the detected hadron are parallel, but is otherwise completely general. It contains, but is not limited to, the Breit frame, which is achieved by a boost in the direction of the two momenta. The 3-axis is chosen to be aligned anti-parallel with this direction, with no loss of generality. In light cone coordinates $V = (V^+, V^-, \mathbf{V}_T)$, where $V^\pm = (1/\sqrt{2})(V^0 \pm V^3)$ and $\mathbf{V}_T = (V_1, V_2)$, we then have

$$q = \left(-\frac{Q^2}{2q^-}, q^-, \mathbf{0} \right), \quad (8)$$

and the momentum of the detected hadron with non-zero mass in terms of the scaling variable $\xi_p = p_h^-/q^-$, which is invariant with respect to boosts along the 3-axis, is

$$p_h = \left(\frac{m_h^2}{2\xi_p q^-}, \xi_p q^-, \mathbf{0} \right). \quad (9)$$

This immediately implies that ξ_p is related to the measured variable x_p through

$$x_p = \xi_p \left(1 - \frac{m_h^2}{Q^2 \xi_p^2} \right). \quad (10)$$

In Eq. (2), the partonic momentum must be chosen as

$$p' = \frac{z}{x_p} (0, p_h^-, \mathbf{0}), \quad (11)$$

and ξ_p must replace x_p everywhere. The left hand side, $d\mathcal{O}^{\text{proton } h}/d\xi_p$, is related to the experimentally measured quantity $d\mathcal{O}^{\text{proton } h}/dx_p$ by

$$\frac{d\mathcal{O}^{\text{proton } h}}{dx_p}(x, x_p, Q^2) = \frac{1}{1 + \frac{m_h^2}{Q^2 \xi_p^2(x_p)}} \frac{d\mathcal{O}^h}{d\xi_p}(x, \xi_p(x_p), Q^2). \quad (12)$$

This normalization of the theoretical cross section agrees with one which has already been proposed [23], and applied in analyses of experimental data [14, 24], up to terms of $O((m_h^2/(\xi_p^2 Q^2))^2)$.

In principle, the effect of the initial state proton mass, which is most important at large x and low Q , should also be accounted for. However, since the data we will study are mostly extracted at small x values, and since this effect modifies the numerator and denominator of Eq. (1) in similar ways, we will neglect it.

III. COMPARISONS WITH HERA DATA

In this section we present our numerical results for the single hadron inclusive production measurements from H1 and ZEUS. The kinematic regions of these data are discussed in the appendix. In FF fits, uncertainties at small x_p , such as higher twist effects, quark and hadron mass effects and unresummed soft gluon logarithms in the evolution of the FFs, render the theoretical calculations for hadron production data from e^+e^- reactions unreliable when the scaled momentum, given in this case by $x_p = 2p_h/\sqrt{s}$, where p_h is the c.m. momentum of the detected hadron, falls below 0.1. Because of the resulting uncertainties in the FFs at small x_p , and because ep reaction data suffer from similar uncertainties at small x_p , we only study ep reaction data for which $x_p > 0.1$. Cross sections are calculated to NLO in the $\overline{\text{MS}}$ scheme using the CYCLOPS software [25]. We set the number of active quark flavours $n_f = 5$. To account for the initial state proton, we use the CTEQ6M PDF set of Ref. [26] unless otherwise stated. We use their value $\Lambda_{\text{QCD}}^{(5)} = 226$ MeV. Although this does not coincide with the values at which the various FF sets are obtained, within this range of values the dependence on $\Lambda_{\text{QCD}}^{(5)}$ is rather small. The factorization / renormalization scale is chosen as $\mu = Q$ unless stated otherwise. The detected hadron's mass m_h is set to zero unless otherwise stated.

A. Scaled momentum distributions

In this subsection we compare theoretical predictions with single hadron inclusive production x_p distributions measured by H1 [11] (see Fig. 22 for the kinematical constraints) and ZEUS [12] (see Fig. 23). The predictions generally agree well with the ZEUS data (Fig. 2). The predictions using the Kretzer FF set [2] are similar to those in Ref. [10], where the CTEQ5M1 PDF set was used. A similar comparison was performed in Ref. [27] using the BKK FF set [28], and the agreements were good when the CTEQ3M and MRSA' PDF sets were used. For both the H1 (Figs. 3 and 4) and ZEUS data, the predictions using

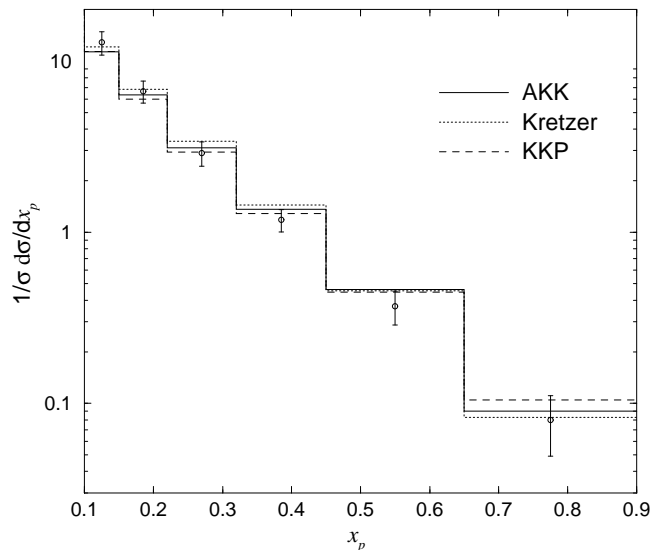


FIG. 2: Comparisons of theoretical predictions using the AKK, Kretzer and KKP FF sets with the x_p distribution from ZEUS [12].

the KKP FF set are the most gradual in x_p , while the Kretzer predictions are the steepest. The predictions from the AKK and Kretzer sets are quite similar, particularly at large x_p and for all x_p values of the high Q H1 data (Fig. 4). The uncertainty from the freedom in the choice of FF set is largest at large x_p , since the data from e^+e^- reactions is most inaccurate and most scarce at large x_p . The predictions for the low Q H1 data (Fig. 3) show an undershoot at large x_p . This behaviour may result from unresummed logarithms at large x_p in the partonic cross section, since resummation tends to enhance the cross section. The overshoot from the low Q H1 data at small x_p may be due to the theoretical errors in ep reaction data discussed above. Indeed, better agreement is found at small x_p with the high

Q H1 data (Fig. 4), where resummation is less necessary and where higher twist and mass effects are significantly reduced.

We now study various modifications to the predictions for the low and high Q H1 data in order to understand the effect of increasing Q on the theoretical and propagated experimental

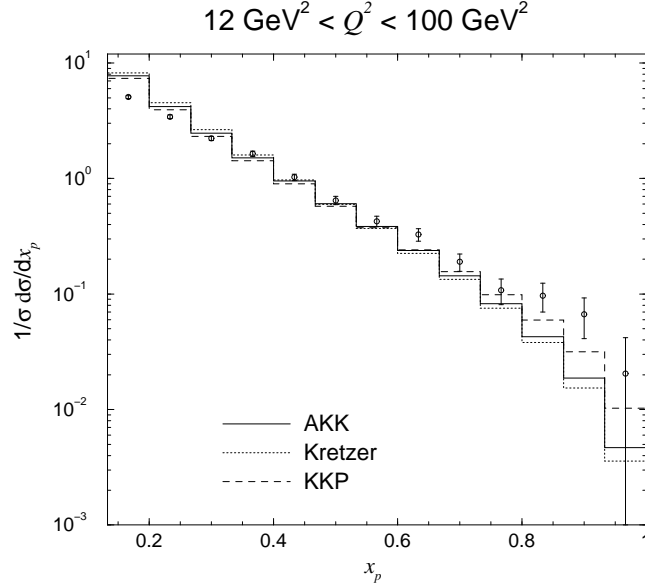


FIG. 3: As in Fig. 2, for the low Q H1 x_p distribution [11].

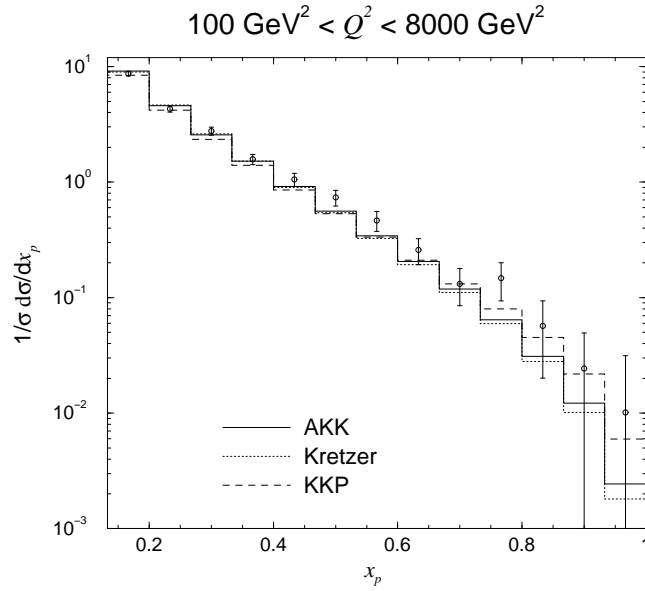


FIG. 4: As in Fig. 2, for the high Q H1 x_p distribution [11].

errors. First we modify our theoretical approach to incorporate the detected hadron mass according to the method of subsection II C. Since the hadron sample is dominated by pions, the “average” hadron mass is expected to be around $m_h = 0.2 - 0.3$ GeV. However, to exaggerate the effect of hadron mass for illustration, we choose the larger value $m_h = 0.5$ GeV. At small x_p , this effect improves the description of the low Q H1 data (Fig. 5), while making negligible difference to the high Q H1 data (Fig. 6) over the whole x_p range. However, this improvement should not be taken too seriously, since other low Q , small x_p effects may also be relevant. In addition, the FFs from the various sets are artificially suppressed at small x_p since the hadron mass effect was not accounted for in the analyses of Refs. [1, 2, 4].

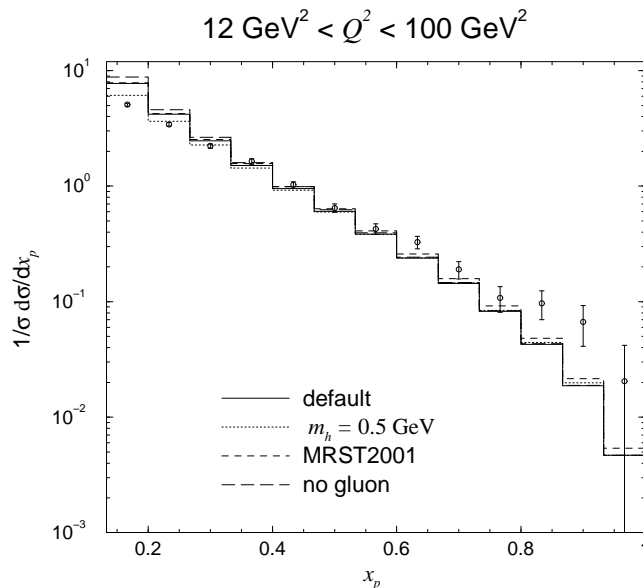


FIG. 5: As in Fig. 3, using only the AKK FF set. The modifications to the default predictions (solid line) arising from the replacement of the CTEQ6M PDF set by the MRST2001 PDF set of Ref. [29], from the removal of the evolved gluon, and from the incorporation of the hadron mass effect are shown.

The error due to the freedom in the choice of PDF set, which we determine by calculating the predictions using the MRST2001 PDF set [29], is rather small, particularly for intermediate x_p values and for the high Q data.

The gluon contribution (also shown in Fig. 5) is clearly negative, although the evolved gluon FF is positive. This quantity is calculated by setting the evolved quark FFs to zero

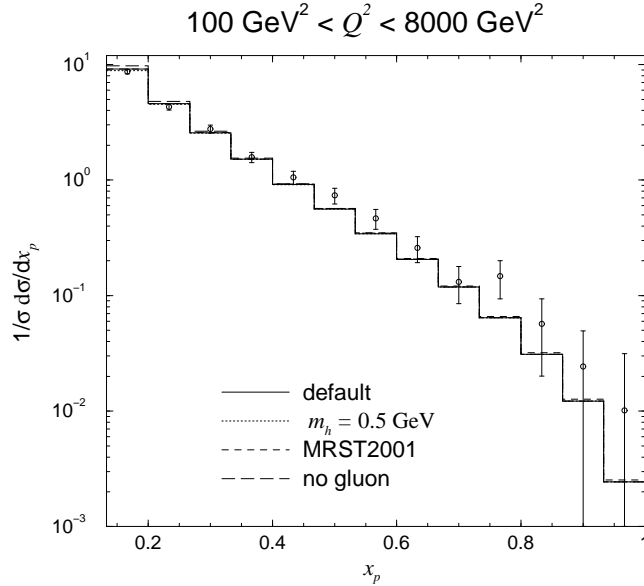


FIG. 6: As in Fig. 5, for the high Q H1 x_p distribution.

in F^{proton}_h . Although it is scheme and scale dependent, its definition is the same for all 3 FF sets, and therefore its variation with respect to the choice of set is due only to the different choices of e^+e^- reaction data used in the fits. In general, the gluon fragmentation is unimportant, particularly away from the smaller x_p range and for the high Q H1 measurements. For the low Q H1 data (Fig. 7), the uncertainty from the gluon fragmentation from its average is about $\pm 4\%$ at the smallest x_p range and about $\pm 2\%$ at $x_p \approx 0.5$. This reduces to $\pm 2\%$ and $\pm 1\%$ at the same respective x_p values for the high Q H1 data. The gluon FF is least important for the Kretzer predictions, and most important for the AKK ones.

For the low Q H1 data, the uncertainty from the freedom in the scale choice is largest at the smaller and larger x_p values (Fig. 8). In addition, since Q is low, our neglect of charm quark threshold effects is expected to contribute significant errors at small x_p . These uncertainties are most likely dominated by unresummed logarithms at small and large x_p discussed above since, for the high Q H1 data (Fig. 9), the error at small x_p is much smaller, while the error at large x_p still remains sizeable. In general, increasing the scale steepens the drop in the cross section with increasing x_p .

To determine how the relative importances of the fragmentations from the various quark flavours differ between the ep and e^+e^- reaction data, we study the quark flavour tagged

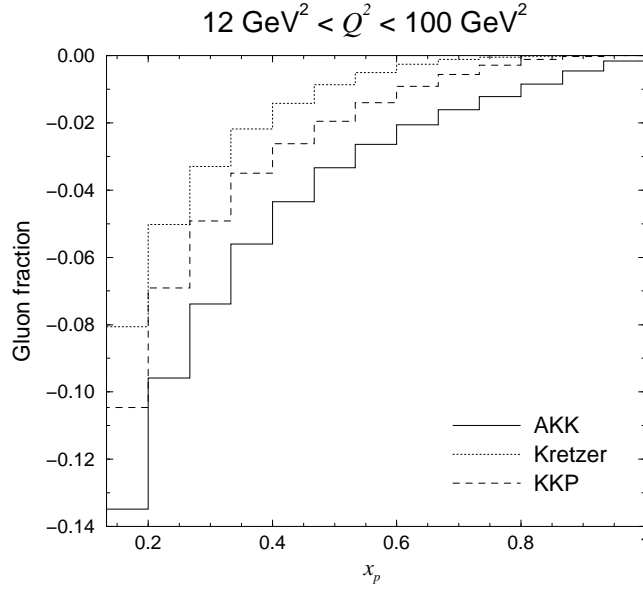


FIG. 7: Ratios of the evolved gluon contribution to the H1 low Q measurement to the full measurement, calculated using the AKK, Kretzer and KKP FF sets.

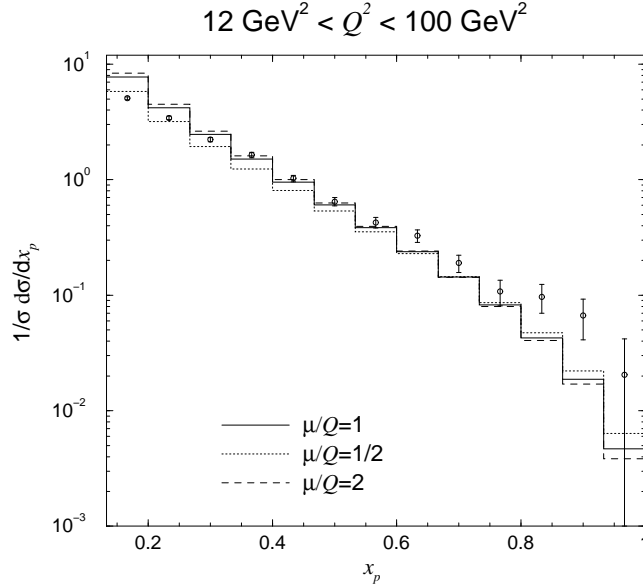


FIG. 8: As in Fig. 5, for the modifications arising from scale variation.

components of the cross section in Fig. 10 (the low Q predictions are not considered since, as we have just seen, the theoretical errors are larger), and compare with the quark tagged cross sections versus x_p in e^+e^- reactions (Fig. 11). The latter reaction was calculated

using the method of Ref. [4]. As anticipated from the valence structure of the initial state proton in subsection IIB, the contribution to the overall fragmentation from the u quark fragmentation constitutes a significant amount (50% or more) of the H1 and ZEUS data, while the contribution from d quark fragmentation is much less. In the e^+e^- reaction data, the u and d quark fragmentations feature in roughly equal proportions since their FFs and electroweak charges are similar, and together contribute 50% or less to the production. Fragmentation from s quarks is more important in e^+e^- reactions, particularly at large x_p , while fragmentation from the c quark constitutes similar fractions in both reactions. Generally, the part of the fragmentation arising from the b quark is small due to its small charge and high mass. However, while it can be relevant in e^+e^- reactions at small x_p , it is always negligible in ep reactions due to its low density in the proton. In the single hadron inclusive production data for ep reactions at large x_p , the contribution to the overall fragmentation from the s quark is more important in the predictions of AKK and Kretzer than in the KKP predictions. On the other hand, as expected, all FF sets lead to similar contributions from the u , $d + s$ and c quark fragmentations, and b quark fragmentation is always negligible.

The relative importances of the fragmentations into the various light charged hadrons in ep reactions can be determined from the composition of the detected hadron sample with

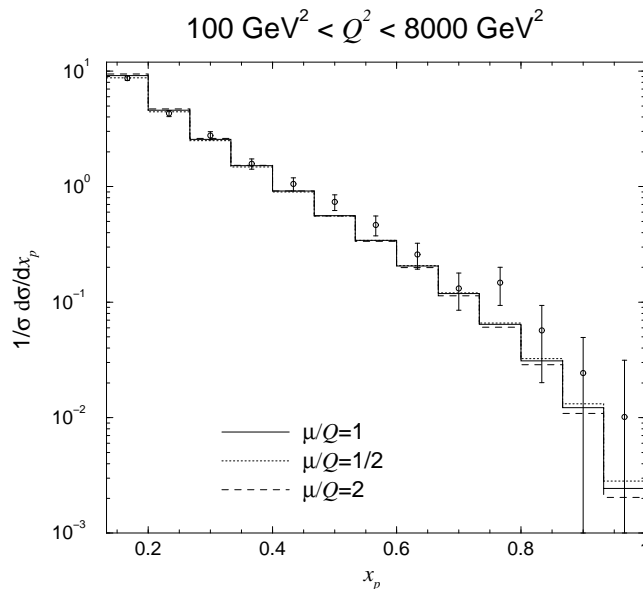


FIG. 9: As in Fig. 6, for the modifications arising from scale variation.

respect to the hadron species (Fig. 12). (The Kretzer p/\bar{p} FFs were calculated by subtraction of the π^\pm and K^\pm FFs from the FFs for all light charged hadrons — no p/\bar{p} production data was used in the extraction of the Kretzer FFs.) The uncertainty in the different yields is estimated by the spread of the results for the different FF sets, and is largest at large x_p and smallest at intermediate x_p . The AKK and Kretzer sets give rather similar descriptions of the π^\pm and K^\pm yields for all x_p values shown, while the KKP set gives larger yields at large x_p . Fragmentation to p/\bar{p} at large x_p , where all three predictions differ considerably, is clearly difficult to calculate reliably. The π^\pm yield in ep reactions (Fig. 13), as for

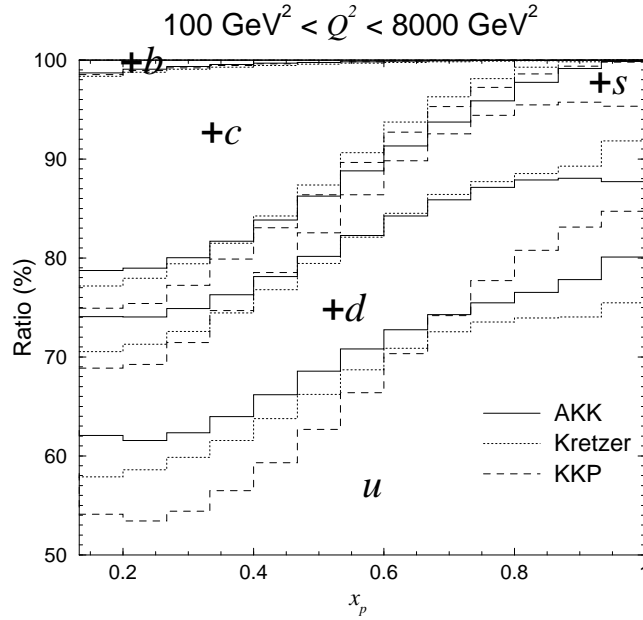


FIG. 10: The ratios of the quark tagged components of the cross section to the untagged cross section for the high Q H1 data, using the AKK, Kretzer and KKP FF sets. The lowest 3 curves show the contribution from the u quark tagged component only, the next 3 curves above the sum of the u and d components, the next 3 u , d and s etc.

e^+e^- reactions (Fig. 14), is the largest one due to the low mass of the charged pion. The fraction of K^\pm is slightly larger in e^+e^- reactions than in ep reactions, possibly because s quark fragmentation is more important in the former data: The most important source of K^\pm is the s quark, since the other favoured quark, u , has to extract a heavier s quark from the sea.

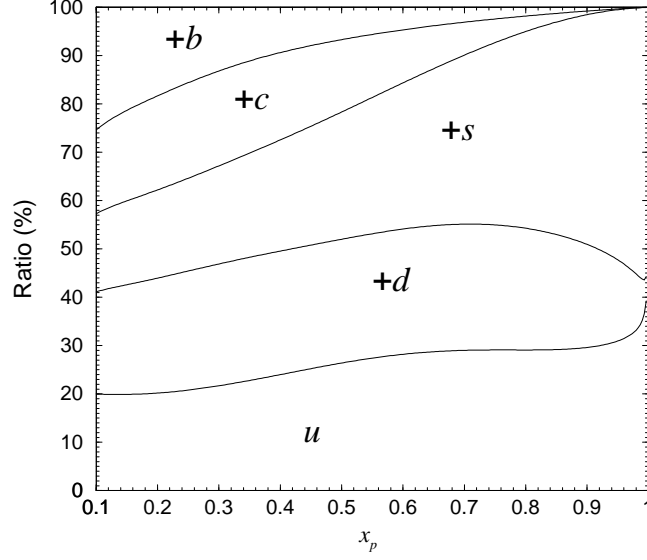


FIG. 11: The ratios of the quark tagged components of the $e^+e^- \rightarrow h + X$ cross section, where h is any light charged hadron, to the untagged cross section, at $\sqrt{s} = 91.2$ GeV and using the AKK FF set.

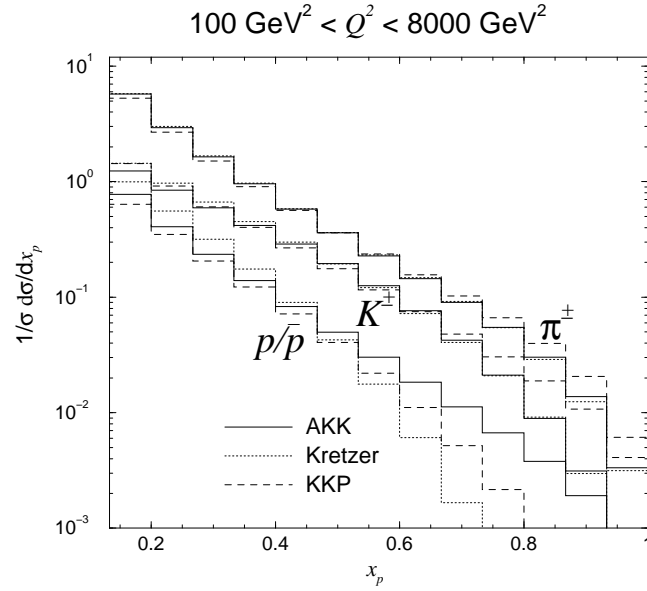


FIG. 12: The individual hadron species constituting the sample for the high Q H1 data, using the AKK, Kretzer and KKP FF sets. Each curve is for a single hadron, not a summation of hadrons.

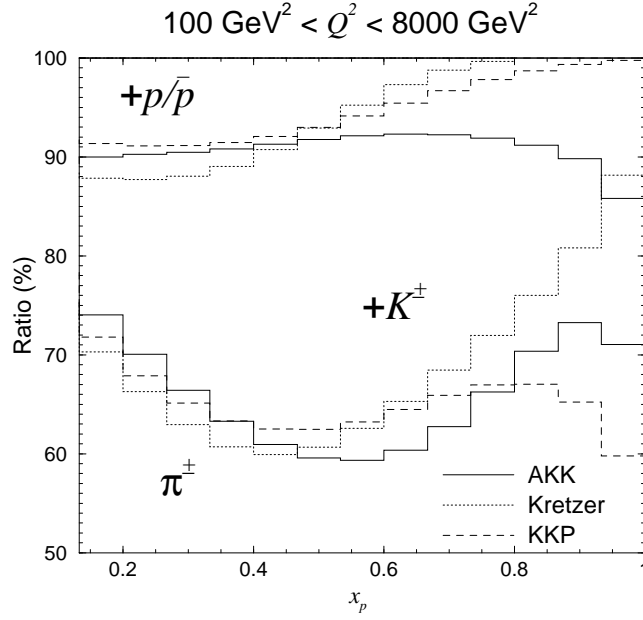


FIG. 13: The ratios of the individual hadron species constituting the sample for the high Q H1 data, using the AKK, Kretzer and KKP FF sets.

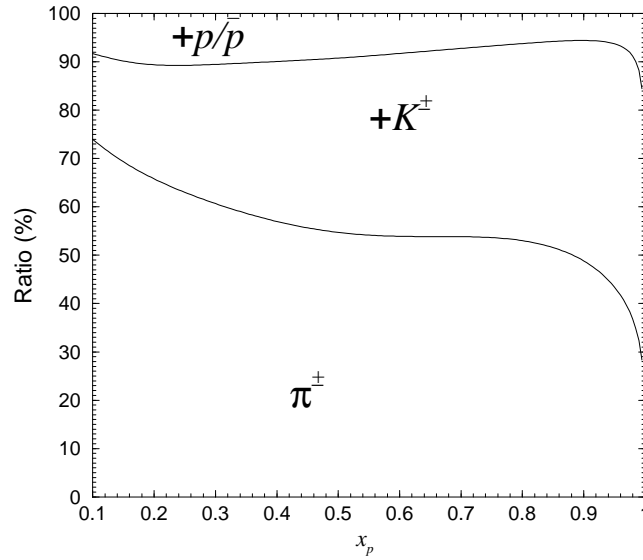


FIG. 14: The ratios of the individual hadron species constituting the sample for the x_p distribution of the $e^+e^- \rightarrow h + X$ cross section, where h is any light charged hadron, to the cross section for the full sample, at $\sqrt{s} = 91.2$ GeV and using the AKK FF set.

B. Distributions in photon virtuality

Next we compare theoretical predictions with the single hadron inclusive production measurements at various Q values from H1 [11] (see Fig. 22) and ZEUS [13] (see Fig. 24). The predictions agree well with the ZEUS data (Fig. 15), except for, at low Q , the overshoot at small x_p and the undershoot at large x_p . Similar behaviour is found with the less precise H1 data (Fig. 16). Note that the theoretical predictions are rather constant over the whole Q range of both data sets, as foreseen in subsection II B. Except at the lower Q and smaller x_p region, the AKK predictions tend to be closer to the Kretzer predictions than to the KKP ones.

The hadron mass effect brings the prediction closer to the data (Figs. 17 and 18) at low Q and small x_p . In this region charm threshold effects are expected to be important, and this may explain the large average hadron mass required to obtain convergence of the theory with the data. Good agreement with the H1 data was obtained in Ref. [24] by essentially choosing $m_h = 0.66$ GeV.

The uncertainty from the freedom in the choice of PDF set for the proton (Fig. 18) is everywhere insignificant. At smaller x_p values, the gluon fragmentation and the uncertainty with respect to the arbitrary scale choice (Fig. 19) become less relevant with increasing Q , and are unimportant for all Q at the other x_p values. The large deviation of the prediction for $\mu = Q/2$ (dotted line) from the one for $\mu = Q$ is caused by the vanishing of the c quark FF below threshold. This behaviour is not physical since we have neglected charm mass effects. The procedure for incorporating these effects is given in Ref. [30], which amounts to retaining the heavy quark mass dependence in the heavy quark flavour creation from photon-gluon fusion, and using the same scaling variable that results in the latter process for the heavy quark flavour excitation. Furthermore, the matching conditions of Ref. [31] must be imposed on the FFs at the quark flavour thresholds. In any case, our results at low Q suffer other theoretical errors mentioned earlier, such as higher twist.

At the lower Q values, the second most important source of fragmentation after the u quark is the fragmentation from the c quark (Fig. 20), although, for the H1 data, this falls with rising Q until the d quark fragmentation becomes more important.

The relative yield of each hadron species does not change significantly with Q (Fig. 21), which is expected from perturbation theory at high Q .

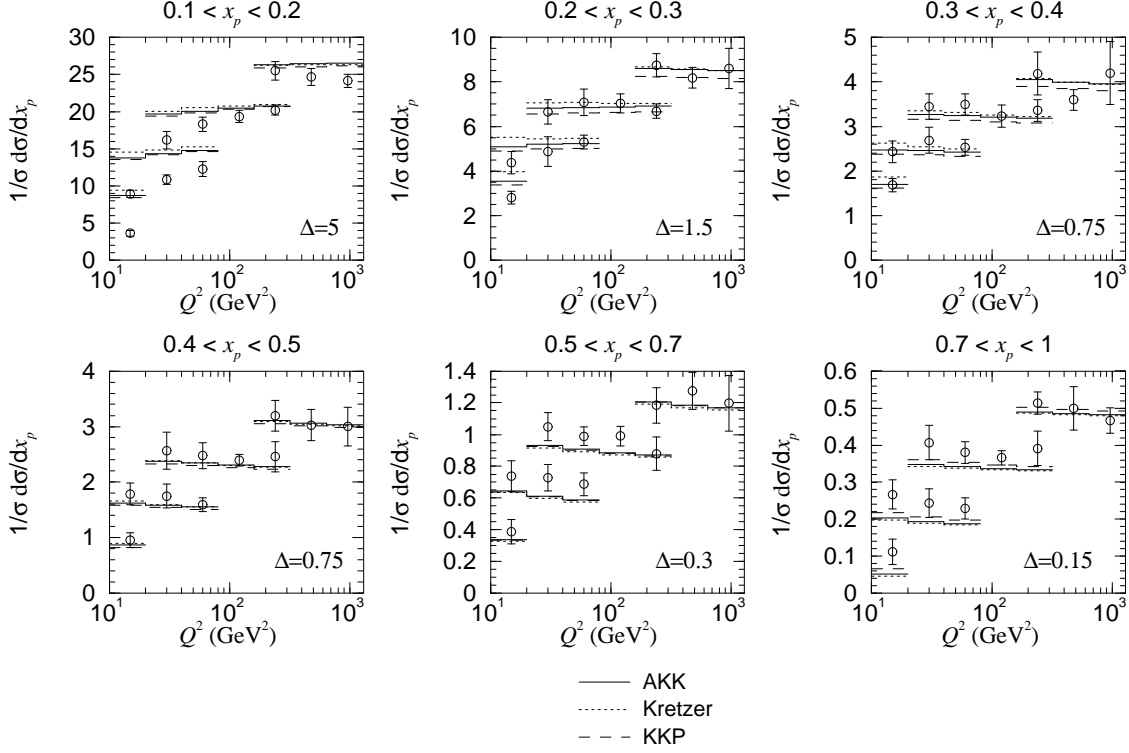


FIG. 15: Comparisons of theoretical predictions using the AKK, Kretzer and KKP FF sets with the ZEUS data [13]. Each data set is measured in a specific x -bin and, together with its predictions, is shifted upwards relative to the one below by the indicated value for Δ .

IV. CONCLUSIONS

We have performed a comprehensive analysis of single hadron inclusive production data at HERA, by calculating the theoretical predictions using FF sets that were obtained by fitting to accurate e^+e^- data. In general, good agreement was found using the AKK, Kretzer and KKP FF sets. However, at low Q and small x_p the predictions overshoot the data, a problem which is partially remedied by including the detected hadron mass effect. Unresummed soft gluon logarithms may also contribute to this discrepancy, as suggested by the increasing variation with respect to the scale for decreasing x_p and Q , as well as higher twist and quark mass effects. A more complete treatment which takes into account all these effects is needed to improve the understanding of fragmentation in this region. At large x_p , an undershoot occurs in the H1 data, which may be avoidable by resumming the logarithms at large x_p , as suggested by the small rise in the variation with respect to the scale as x_p increases and

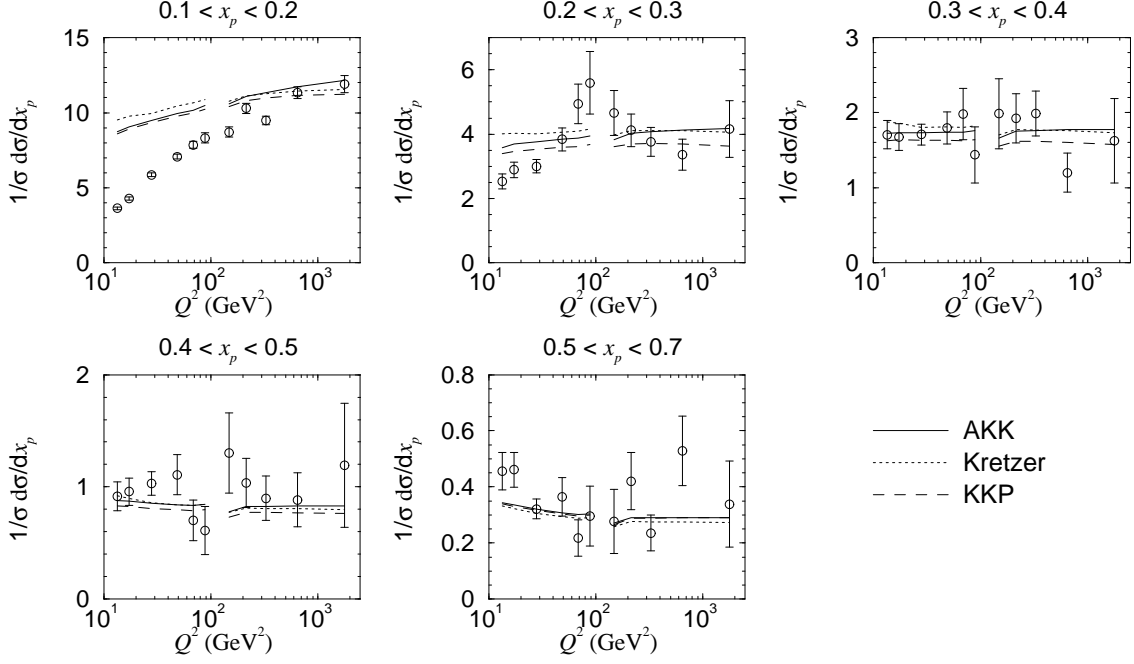


FIG. 16: As in Fig. 15, for the H1 data [11].

Q decreases. As is the case for e^+e^- reactions, gluon fragmentation is not important in ep reaction data, at least for sufficiently large x_p and Q .

Fragmentation from the u quark gives the largest contribution to the overall fragmentation in ep reactions, followed by c and d quark fragmentation (c quark fragmentation being more important at lower Q), and finally from the s quark. Fragmentation from the b quark is negligible. This should be contrasted with the situation in e^+e^- reactions, where the u and d quark fragmentations are of similar importance, while fragmentation from c is less important than from s , and b quark fragmentation has some relevance at smaller x_p . Therefore, even sufficiently accurate *untagged* e^+e^- and ep reaction data taken over a large enough range of the kinematic variables would improve the constraints on the individual quark flavour FFs, although quark tagging is more valuable for this purpose.

The fractional yields of each of the light charged hadron species in ep reactions depend strongly on x_p , but to a much lesser extent on Q . They are similar to the fractional yields in e^+e^- reactions.

Relative to the experimental accuracy of the data sets, the AKK and Kretzer predictions, as well as their quark tagged components and π^\pm and K^\pm yields (but not the evolved gluon

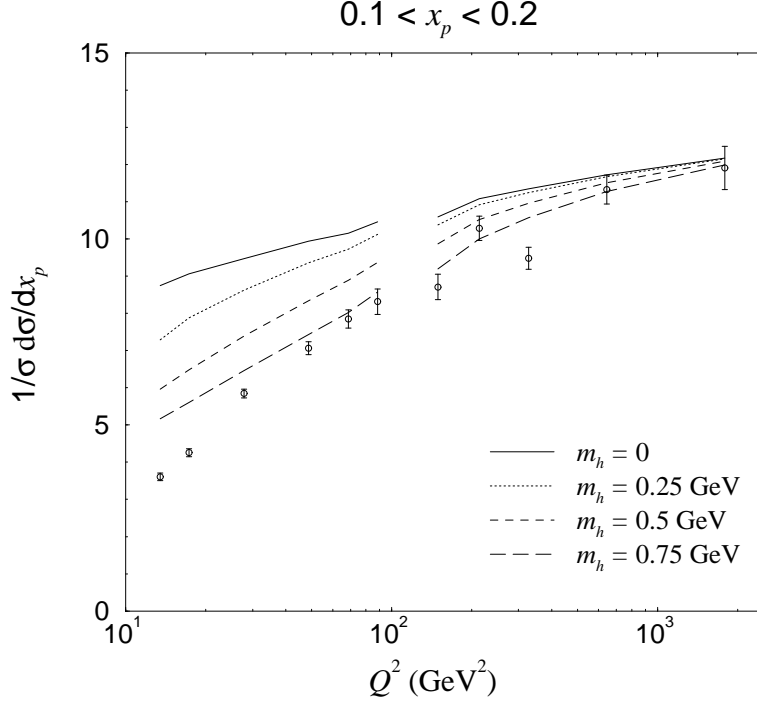


FIG. 17: As in Fig. 16 for the data measured in the interval $0.1 < x_p < 0.2$, using only the AKK FF set and for different values of m_h .

fractions and the p/\bar{p} yields) are very similar for all data considered. At the time of writing, the H1 and ZEUS collaborations are planning an extraction of very accurate data using, respectively, improved triggering and higher luminosity, which could allow for a comparison of the reliability of the FF sets.

APPENDIX: EXPERIMENTAL CUTS

In this section we present the regions in (x, Q^2) used by the H1 and ZEUS collaborations from which the measured cross sections are extracted. These regions are bounded according to cuts on x , Q^2 , the squared c.m. energy of the virtual photon-proton system,

$$W^2 = (P + q)^2 = Q^2 \left(\frac{1}{x} - 1 \right), \quad (\text{A.1})$$

and the fraction of the energy of the initial electron (we do not distinguish between electrons and positrons) which is lost in the rest frame of the proton,

$$y = \frac{P \cdot q}{P \cdot k} = \frac{Q^2}{xs}. \quad (\text{A.2})$$

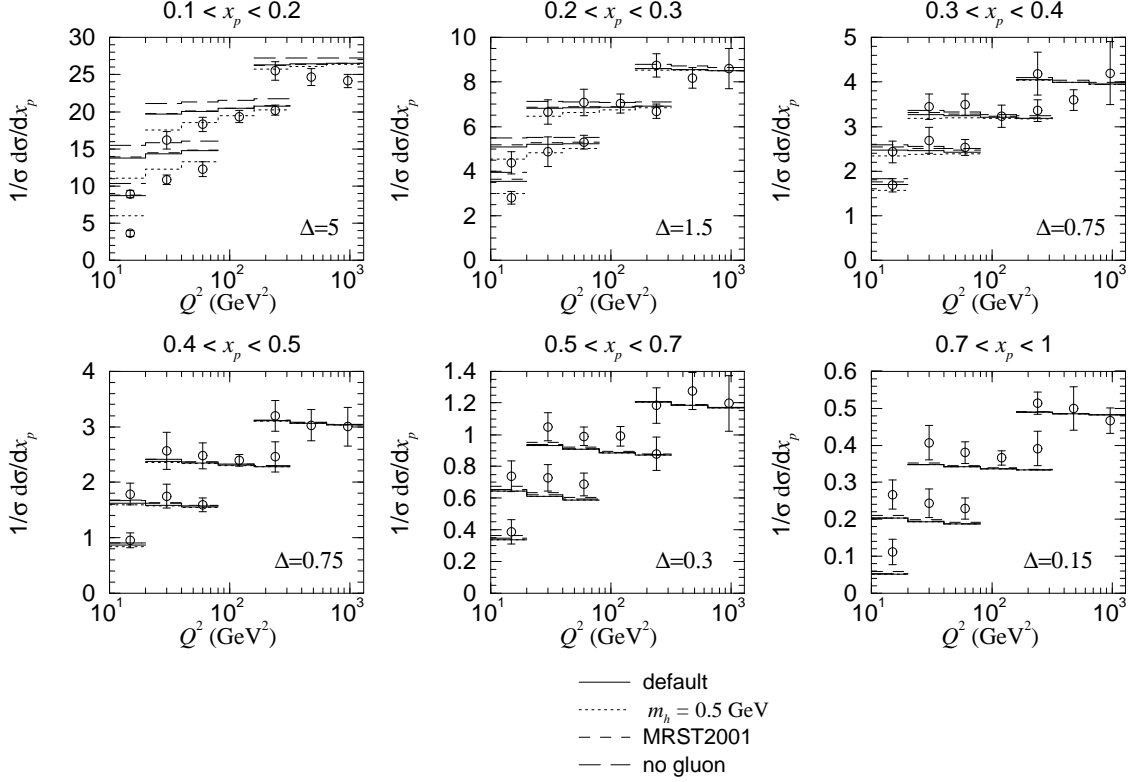


FIG. 18: As in Fig. 15, using the AKK FF set. The modifications to the default predictions (solid line) arising from the replacement of the CTEQ6M PDF set by the MRST2001 PDF set of Ref. [29], from the removal of the evolved gluon, and from the incorporation of hadron mass effects are shown.

A lower bound on the scattered electron's energy

$$E' = E - Q^2 \left(\frac{E}{xs} - \frac{1}{4E} \right), \quad (\text{A.3})$$

where E is the energy of the initial electron, is sometimes imposed to prevent the scattered electron being falsely identified with isolated low energy deposits in the calorimeter while the true scattered electron passes undetected down the beam pipe. The H1 collaboration imposes additional cuts [32] on the angle of deflection of the electron and struck parton, respectively θ_e and θ_p , to maintain good detector acceptance. In the laboratory frame, these are given in terms of x and Q^2 by

$$\cos \theta_e = \frac{xs(4E^2 - Q^2) - 4E^2Q^2}{xs(4E^2 + Q^2) - 4E^2Q^2} \quad (\text{A.4})$$

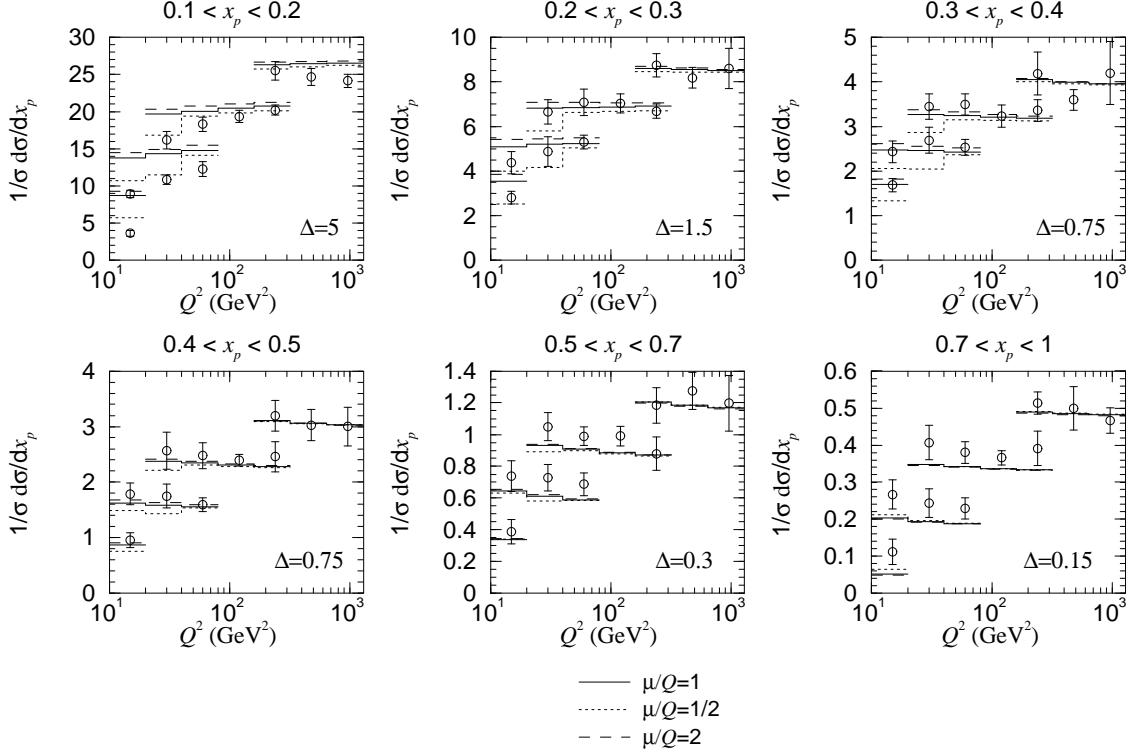


FIG. 19: As in Fig. 18, for the modifications arising from scale variation.

and

$$\cos \theta_p = \frac{xs(xs - Q^2) - 4E^2Q^2}{xs(xs - Q^2) + 4E^2Q^2}. \quad (\text{A.5})$$

The cuts used by H1 in Ref. [11] are shown in Fig. 22. The lower bound on $\theta_e = 10^\circ$ does not bound any of the regions of measurement. The Q bins in this analysis are very narrow and are not shown. The cuts used by ZEUS in Ref. [12] are shown in Fig. 23. It is clear that only the cuts in W and Q border the region of measurement. Figure 24 shows that the upper bound on y is irrelevant in the extraction of the data of Ref. [13].

-
- [1] B.A. Kniehl, G. Kramer, and B. Pötter, Nucl. Phys. B **582**, 514 (2000).
 - [2] S. Kretzer, Phys. Rev. D **62**, 054001 (2000).
 - [3] L. Bourhis, M. Fontannaz, J. P. Guillet, and M. Werlen, Eur. Phys. J. C **19**, 89 (2001). Since the FF set of this reference does not distinguish between hadron species, we will not consider them in this paper.
 - [4] S. Albino, B. A. Kniehl, and G. Kramer, Nucl. Phys. B **725**, 181 (2005).

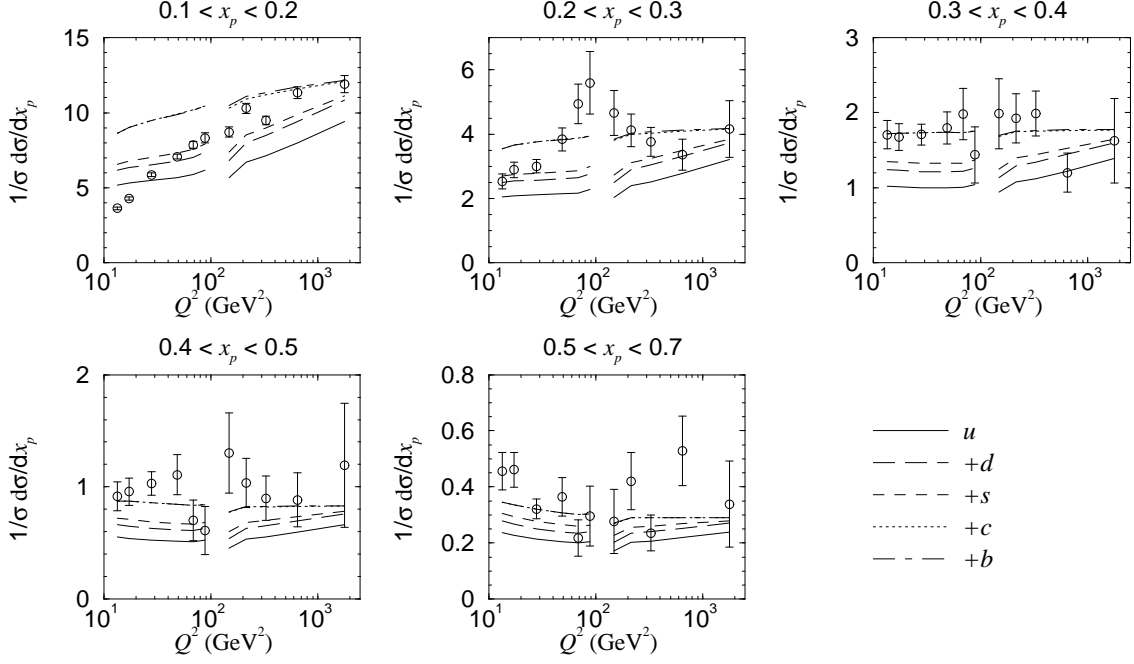


FIG. 20: As in Fig. 16, for the quark tagged components of the cross section using the AKK FF set.

- [5] B.A. Kniehl, G. Kramer, and B. Pötter, Nucl. Phys. B **597**, 337 (2001).
- [6] B. A. Kniehl, G. Kramer, and M. Maniatis, Nucl. Phys. B **711**, 345 (2005).
- [7] A. Daleo, D. de Florian, and R. Sassot, Phys. Rev. D **71**, 034013 (2005).
- [8] P. Aurenche, R. Basu, M. Fontannaz, and R. M. Godbole, Eur. Phys. J. C **34**, 277 (2004).
- [9] M. Fontannaz, Eur. Phys. J. C **38**, 297 (2004).
- [10] P. M. Nadolsky, D. R. Stump, and C. P. Yuan, Phys. Rev. D **64**, 114011 (2001).
- [11] C. Adloff *et al.* [H1 Collaboration], Nucl. Phys. B **504**, 3 (1997).
- [12] M. Derrick *et al.* [ZEUS Collaboration], Z. Phys. C **70**, 1 (1996).
- [13] J. Breitweg *et al.* [ZEUS Collaboration], Phys. Lett. B **414**, 428 (1997).
- [14] J. Breitweg *et al.* [ZEUS Collaboration], Eur. Phys. J. C **11**, 251 (1999).
- [15] G. Abbiendi *et al.*, [OPAL Collaboration], Eur. Phys. J. C **16**, 407 (2000).
- [16] J. Adams *et al.* [STAR Collaboration], Phys. Lett. B **637**, 161 (2006).
- [17] B. Abelev *et al.* [STAR Collaboration], arXiv:nucl-ex/0607033, submitted to Phys. Rev. C.
- [18] S. Albino, B. A. Kniehl, and G. Kramer, Nucl. Phys. B **734**, 50 (2006).
- [19] M. Heinz [STAR Collaboration], J. Phys. G **31**, S1011 (2005); Proceedings of the

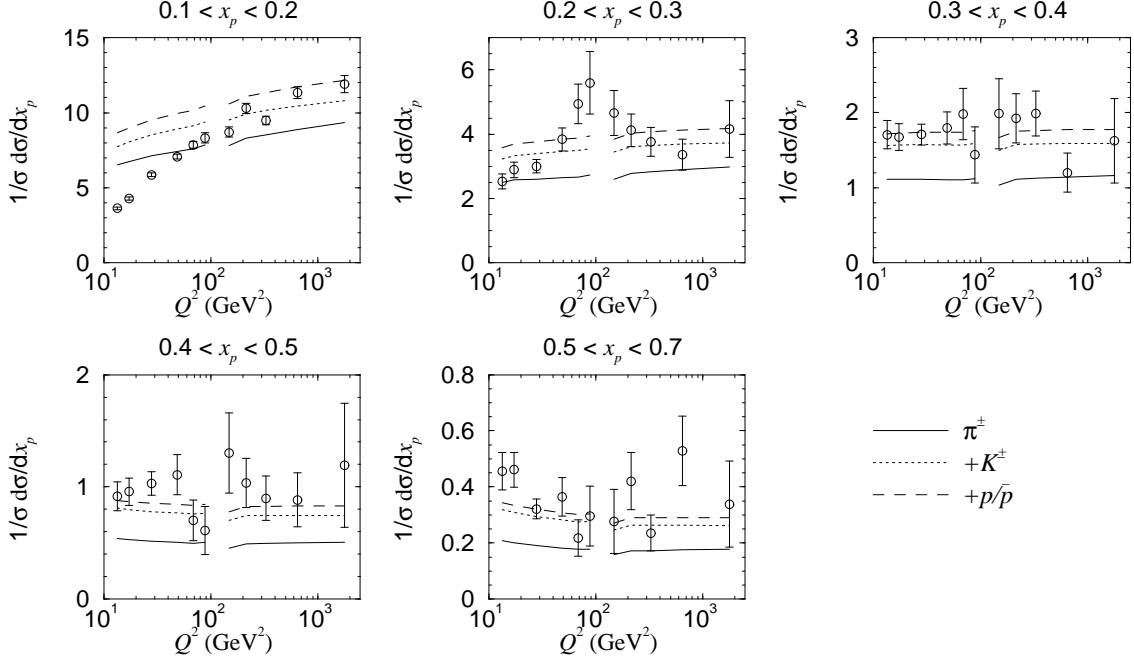


FIG. 21: As in Fig. 16, for the individual hadron species constituting the sample using the AKK FF set.

22nd Winter Workshop on Nuclear Dynamics, La Jolla, California, 11-19 March 2006 (arXiv:hep-ex/0606020).

- [20] G. Altarelli, R. K. Ellis, G. Martinelli, and S. Y. Pi, Nucl. Phys. B **160**, 301 (1979).
- [21] S. Chekanov *et al.* [ZEUS Collaboration], Phys. Rev. D **69**, (2004) 012004; C. Adloff *et al.* [H1 Collaboration], Phys. Lett. B **528**, 199 (2002).
- [22] S. Albino, B. A. Kniehl, G. Kramer, and W. Ochs, Phys. Rev. D **73**, 054020 (2006).
- [23] Yu. Dokshitzer and B. R. Webber, discussion at Third UK Phenomenology Workshop on HERA Physics, Durham, UK, 20-25 September 1998.
- [24] P. Dixon, D. Kant, and G. Thompson, J. Phys. G **25**, 1453 (1999).
- [25] D. Graudenz, Fortsch. Phys. **45**, 629 (1997).
- [26] J. Pumplin, D. R. Stump, J. Huston, H. L. Lai, P. Nadolsky, and W. K. Tung, JHEP **0207**, 012 (2002).
- [27] D. Graudenz, Phys. Lett. B **406**, 178 (1997).
- [28] J. Binnewies, B. A. Kniehl, and G. Kramer, Z. Phys. C **65**, 471 (1995); Phys. Rev. D **52**, 4947 (1995).

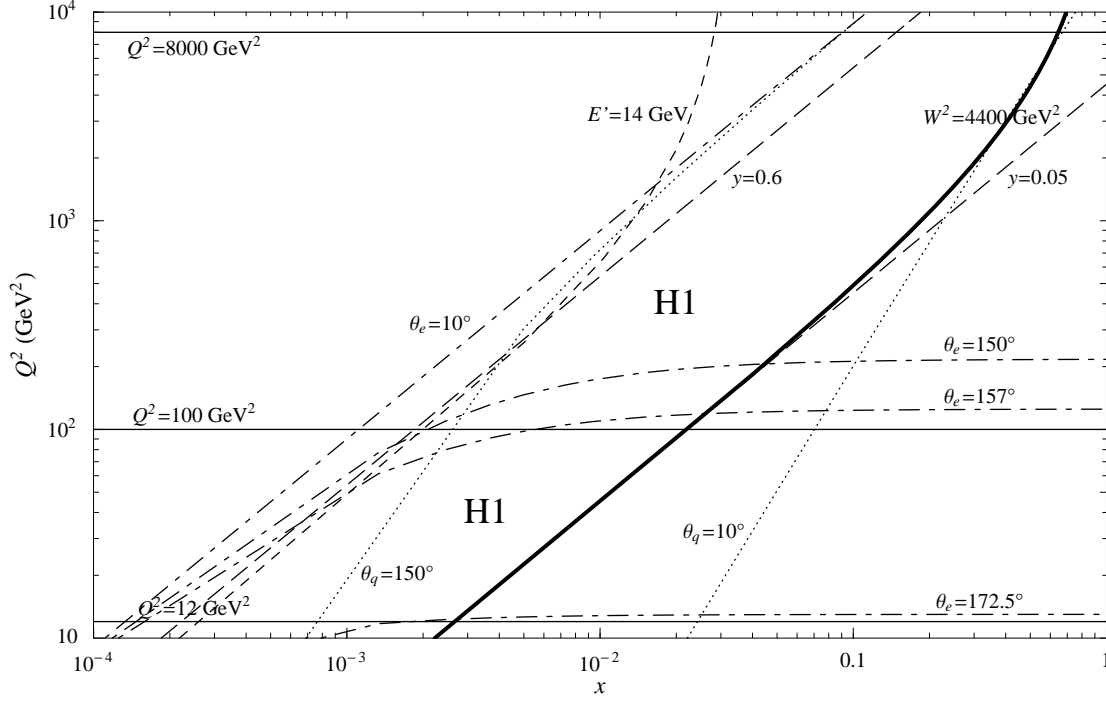


FIG. 22: Cuts in the (x, Q^2) plane used in the H1 analysis of Ref. [11]. The low and high Q regions are each indicated by the label “H1”, being bound in each case by the nearest cut to this label. $E = 27.5$ GeV and $\sqrt{s} = 300.3$ GeV.

- [29] A. D. Martin, R. G. Roberts, W. J. Stirling, and R. S. Thorne, *Eur. Phys. J. C* **23**, 73 (2002).
- [30] P. M. Nadolsky, N. Kidonakis, F. I. Olness, and C. P. Yuan, *Phys. Rev. D* **67**, 074015 (2003).
- [31] M. Cacciari, P. Nason, and C. Oleari, *JHEP* **0510**, 034 (2005).
- [32] D. Kant, “A study of the fragmentation of quarks in e^-p collisions at HERA using the H1 detector”, PhD thesis, University of London (1995); P. Dixon, “A study of the fragmentation of quarks in ep collisions at HERA”, PhD thesis, University of Lancaster (1997).

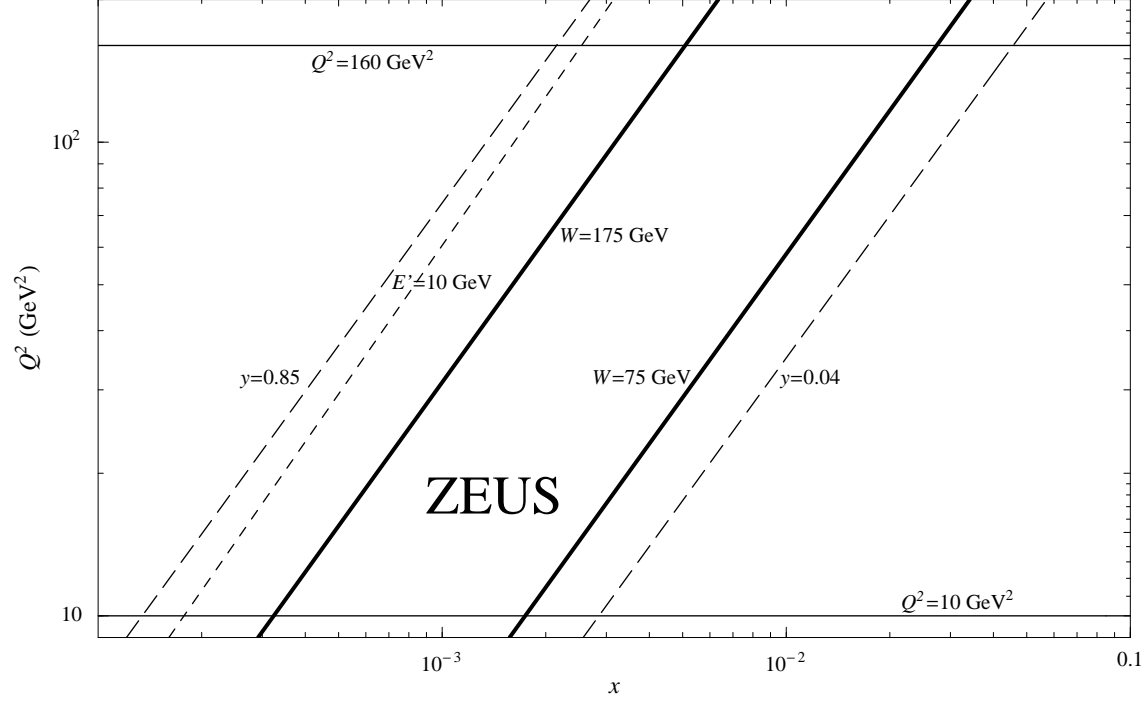


FIG. 23: Cuts in the (x, Q^2) plane used in the ZEUS analysis of Ref. [12]. The measured region is indicated by the label “ZEUS”. $E = 26.7$ GeV and $\sqrt{s} = 296$ GeV.

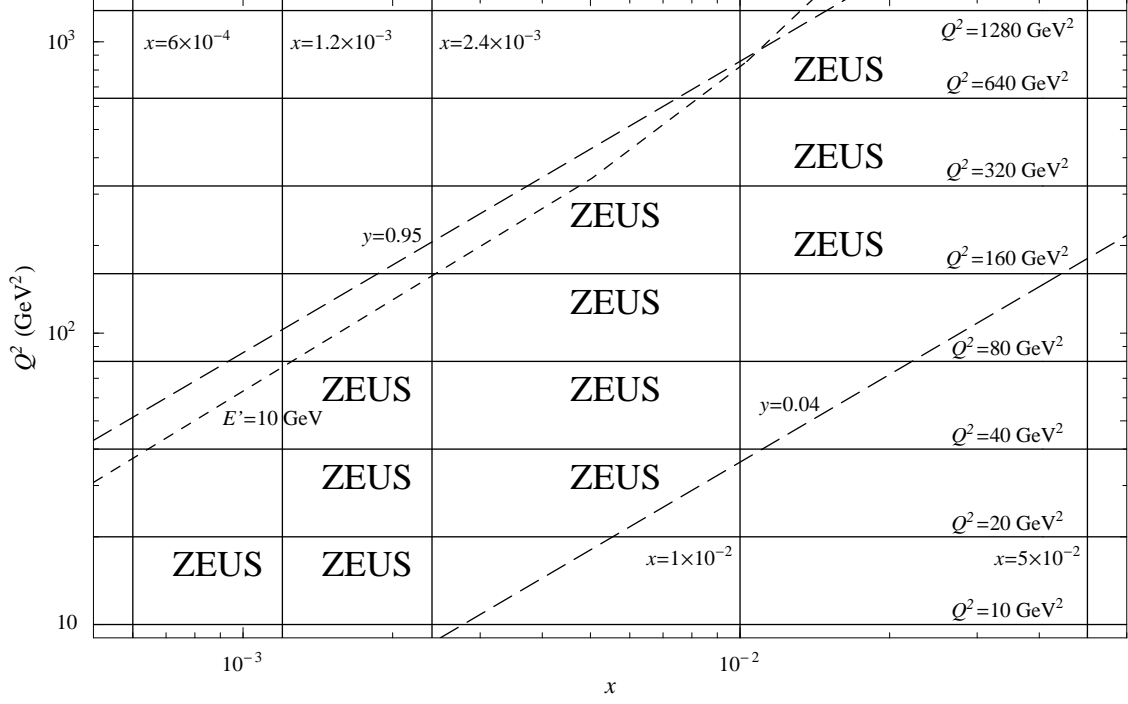


FIG. 24: Cuts in the (x, Q^2) plane used in the ZEUS analysis of Ref. [13]. The measured regions are indicated by the labels “ZEUS”. $E = 27.5$ GeV and $\sqrt{s} = 300.3$ GeV.