

Quasi-free photoproduction of η -mesons off the neutron

I. Jaegle¹, T. Mertens¹, A.V. Anisovich^{2,3}, J. C. S. Bacelar⁴, B. Bantes⁵, O. Bartholomy², D. Bayadilov^{2,3}, R. Beck², Y.A. Beloglazov³, R. Castelijns⁴, V. Crede^{2,6}, H. Dutz⁵, A. Ehmanns², D. Elsner⁵, K. Essig², R. Ewald⁵, I. Fabry², M. Fuchs², Ch. Funke², R. Gothe⁵, R. Gregor⁷, A. B. Gridnev³, E. Gutz², S. Höffgen⁵, P. Hoffmeister², I. Horn², J. Junkersfeld², H. Kalinowsky², S. Kammer⁵, V. Kleber⁵, Frank Klein⁵, Friedrich Klein⁵, E. Klempt², M. Konrad⁵, M. Kotulla^{1,7}, B. Krusche¹, M. Lang², J. Langheinrich⁵, H. Löhner⁴, I.V. Lopatin³, J. Lotz², S. Lugert⁷, D. Menze⁵, J.G. Messchendorp⁴, V. Metag⁷, C. Morales⁵, M. Nanova⁷, V.A. Nikonov^{2,3}, D. Novinski^{2,3}, R. Novotny⁷, M. Ostrick⁵, L.M. Pant⁷, H. van Pee^{2,7}, M. Pfeiffer⁷, A. Radkov³, A. Roy⁷, A.V. Sarantsev^{2,3}, S. Schadmand⁷, C. Schmidt², H. Schmieden⁵, B. Schoch⁵, S.V. Shende⁴, V. Sokhoyan², A. Süle⁵, V.V. Sumachev³, T. Szczepanek², U. Thoma^{2,7}, D. Trnka⁷, R. Varma⁷, D. Walther⁵, Ch. Weinheimer², Ch. Wendel²

(The CBELSA/TAPS Collaboration)

¹*Department Physik, Universität Basel, Switzerland*

²*Helmholtz-Institut für Strahlen- u. Kernphysik, Universität Bonn, Germany*

³*Petersburg Nuclear Physics Institute, Gatchina, Russia*

⁴*KVI, Groningen, The Netherlands*

⁵*Physikalisches Institut, Universität Bonn, Germany*

⁶*Department of Physics, Florida State University, Tallahassee, USA*

⁷*II. Physikalisches Institut, Universität Gießen, Germany*

(Dated: November 17, 2018)

Quasi-free photoproduction of η -mesons off nucleons bound in the deuteron has been measured with the CBELSA/TAPS detector for incident photon energies up to 2.5 GeV at the Bonn ELSA accelerator. The η -mesons have been detected in coincidence with recoil protons and recoil neutrons, which allows a detailed comparison of the quasi-free $n(\gamma, \eta)n$ and $p(\gamma, \eta)p$ reactions. The excitation function for η -production off the neutron shows a pronounced bump-like structure at $W=1.68$ GeV ($E_\gamma \approx 1$ GeV), which is absent for the proton.

PACS numbers: PACS numbers: 13.60.Le, 14.20.Gk, 14.40.Aq, 25.20.Lj

The excitation spectrum of the nucleon is closely connected to the properties of Quantum-Chromo Dynamics (QCD) in the low-energy, non-perturbative regime. Lattice gauge calculations have provided results for the ground state properties, and recently also for some excited states (see e.g. Ref. [1]), but the prediction of the full spectrum is still out of reach. The interpretation of experimental observations is mostly done with QCD inspired quark models. However, so far a comparison of the known excitation spectrum to model predictions reveals severe problems for all models. The ordering of some of the lowest lying states is not reproduced and all models predict many more states than have been observed. However, since the experimental data base is dominated by elastic pion scattering, it may be biased towards states that couple strongly to πN . Therefore photon induced reactions, which nowadays can be investigated with comparable precision as hadron induced reactions, have moved into the focus.

Experiments for the study of the free proton are well developed, but much less effort has gone into the investigation of the neutron. The reason is the non-availability of free neutrons as targets. However, such measurements are required for the extraction of the isospin structure of the electromagnetic excitations. An excellent example is photo- and electro-production of η mesons. It has been studied in detail off the free proton [2, 3, 4, 5, 6, 7, 8, 9, 10, 11, 12], where in the threshold

region it is dominated by the excitation of the $S_{11}(1535)$ resonance [13]. Photon beam asymmetries [3, 11] and angular distributions [2, 9, 10] reveal a small contributions from the $D_{13}(1520)$ resonance via an interference with the S_{11} . Further weak contributions of higher lying resonances have been suggested by detailed analyses of the data with different models (see e.g. [14, 15]). The investigation of η photoproduction off ^2H and ^3He [16, 17, 18, 19, 20, 21, 22] has clarified the isospin structure of the $S_{11}(1535)$ electromagnetic excitation, which is dominantly iso-vector [23] with a value of 2/3 for the neutron/proton cross section ratio. At higher energies, models predict a rise of the ratio due to other resonances. In the work of Chiang et al. [14] ('Eta-MAID'), the largest contribution comes from the $D_{15}(1675)$, which has a strong electromagnetic coupling to the neutron [24]. However, also in the framework of the chiral soliton model [25] such a state is predicted. This is the nucleon-like (P_{11}) member of the anti-decuplet of pentaquarks. Very recently, Kuznetsov et al. [26] reported a structure in the excitation function of η production off quasi-free neutrons, which they interpreted as tentative evidence for a narrow resonance ($\Gamma \leq 30$ MeV) at an excitation energy around 1.68 GeV.

Here we report a measurement of angular distributions and total cross sections for quasi-free photoproduction of η mesons off protons and neutrons bound in the deuteron for incident photon energies up to 2.5 GeV. The experi-

ment was done at the tagged photon facility of the Bonn ELSA accelerator [27, 28] with the combined Crystal Barrel [29] and TAPS [30, 31] calorimeters. The setup is described in [11]. The liquid deuterium target of 5.3 cm length was mounted in the center of the Crystal Barrel and surrounded by a three-layer scintillating fiber detector [32] for charged particle identification.

Photoproduction of η mesons was studied via the $\eta \rightarrow 3\pi^0 \rightarrow 6\gamma$ decay (the two-photon decay was not used due to trigger restrictions). Events with at least six neutral hits were accepted if they could be combined to three π^0 mesons (invariant mass cut: $110 \text{ MeV} < m_{\gamma\gamma} < 160 \text{ MeV}$). The η -mesons were then identified in the three- π^0 invariant mass spectrum. In this part of the analysis, recoil nucleons were treated as missing particles. Their missing mass was calculated under the assumption of quasi-free meson production on a nucleon at rest. The Fermi motion of the bound nucleons broadens the peaks, however it was still possible to separate single η production from $\eta\pi$ final states. Recoil protons and neutrons in TAPS were identified with the plastic veto detectors in front of the BaF₂ crystals and a time-of-flight versus energy analysis. Protons in the barrel were accepted when at least two out of the three layers of the Inner-detector had responded within an angular difference of 10° to a hit in the barrel. Barrel hits were accepted as ‘neutral’ when no layer of the Inner-detector had responded. A direct separation of neutrons and photons in the barrel was not possible. In events with seven neutral hits first six hits were assigned by the invariant mass analysis to the $\eta \rightarrow 3\pi^0 \rightarrow 6\gamma$ decay-chain and the left-over hit was taken as neutron.

Absolute cross sections were derived from the target density (surface number density 0.26 b^{-1}), the incident photon flux, the decay branching ratio (31.35%), the detection efficiency of the $\eta \rightarrow 6\gamma$ decay, and the detection efficiency for neutrons and protons. The photon flux was determined by counting the deflected electrons and measuring the tagging efficiency (i.e. the fraction of correlated photons which pass the collimator) with a detector placed directly in the photon beam. Data have been taken in two runs with different photon fluxes (2.6 and 3.2 GeV electron energy, linearly polarized and unpolarized photons). The results agree within $\pm 10\%$. They have been averaged and the systematic uncertainty of the flux is estimated as 10%. The detection efficiency for the η decay was determined with Monte Carlo simulations (GEANT3 package [33]) as discussed in Ref. [34] for pion production. For neutrons and protons the detection efficiency was also simulated (typical values: 30% for neutrons, 90% for protons), and for protons additionally determined from the analysis of η production off the free proton (agreement between simulation and data better than 10%). For the reaction with coincident neutrons total systematic uncertainties from all sources except the photon flux have been estimated as 10% below incident photon energies of 1.5 GeV, 15% between 1.5 - 2 GeV, and below 20% above 2 GeV. They are below 10% for the

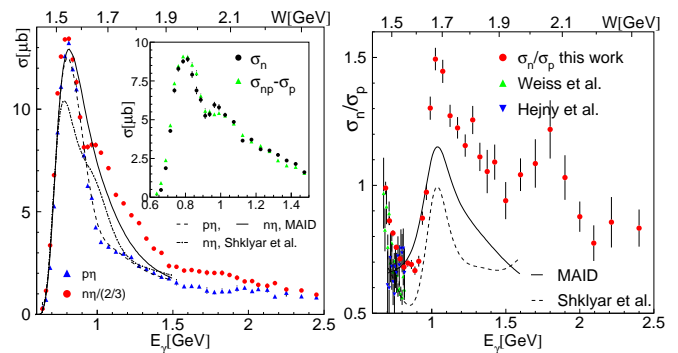


FIG. 1: Left hand side: quasi-free cross sections off proton and neutron. Curves: model predictions MAID model [14], and Shklyar et al. [36]), all folded with Fermi motion. Neutron data and curves are scaled up by a factor of 3/2. Insert: comparison of neutron cross sections from different analyses (see text). Right hand side: neutron/proton cross section ratio. Old low energy data from Refs. [18, 21]

proton channel below 2 GeV and 15% above. The only uncertainty, which does not cancel in the neutron/proton ratio, comes from the detection of the recoil nucleons. The data were analyzed for η mesons in coincidence with recoil protons (σ_p), with recoil neutrons (σ_n), and without any condition for recoil nucleons (σ_{np}), including also the events without detected nucleons. Since coherent production can be neglected, we expect $\sigma_{np} = \sigma_p + \sigma_n$. Consequently, the neutron cross section can be determined in two independent ways, based on neutron detection (σ_n) or on proton detection ($\sigma_{np} - \sigma_p$). The results, which are in excellent agreement, have been averaged and the differences can serve as an independent estimate for the systematic uncertainties.

The total cross sections, which have been obtained by integration of the angular distributions, are shown in Fig. 1. The data for the neutron show a bump-like structure around photon energies of 1 GeV, which is not seen for the proton. This energy corresponds to a photon - nucleon cm-energy $W \approx 1.68 \text{ GeV}$ ($W^2 = 2E_\gamma m_N + m_N^2$; m_N : nucleon mass). The structure is particularly prominent in the neutron/proton cross section ratio shown at the right hand side of Fig. 1. At low incident photon energies the ratios are in good agreement with previous results measured off quasi-free nucleons bound in the deuteron [21] or in ^4He [18], which have, however a larger systematic uncertainty than the present data since the geometrical acceptance for the recoil nucleons was limited. The data are compared in Fig. 1 to model calculations by Chiang et al. (‘Eta-MAID’) [14] and Shklyar et al. [36]. Their results have been folded with the momentum distribution of the bound nucleons [35] as discussed in [16]. Both models show a peak-like structure in the cross section ratio around 1 GeV, although less pronounced than in the data. However, the responsible mechanisms in the models are quite different. In the MAID model [14], the bump is mostly due to the

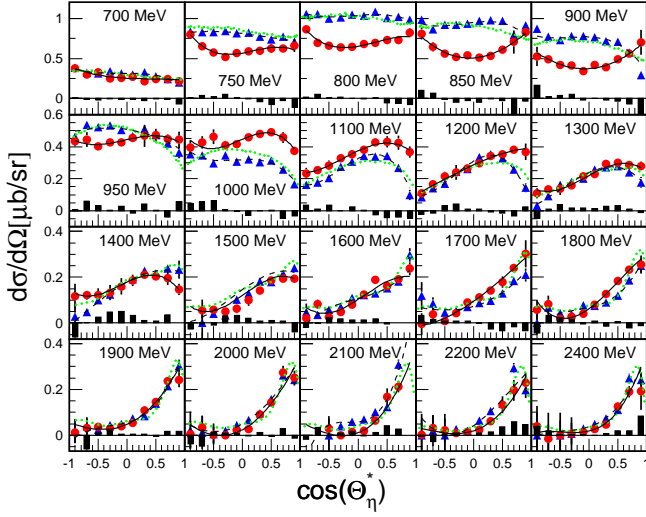


FIG. 2: Angular distributions: Blue triangles: quasi-free proton, red circles: quasi-free neutron. Black solid (dashed) lines: fit of neutron (proton) data (see text), bar charts: half difference of σ_n and $(\sigma_{np} - \sigma_p)$. Green dotted curves: free proton results [9] folded with Fermi motion.

contribution of the $D_{15}(1675)$. The model uses a large $N\eta$ -decay branching ratio (17%) for this state (PDG quotes $0 \pm 1\%$). Shklyar, Lenske, and Mosel [36] try to explain the data with coupled channel effects involving the $S_{11}(1535)$, $S_{11}(1650)$, and $P_{11}(1710)$ resonances.

The angular distributions in the cm system of the incident photon and a nucleon at rest (see [16] for details) are shown in Fig. 2. The results for the quasi-free proton are in agreement with the free proton distributions folded with Fermi motion. The distributions have been fitted with Legendre polynomials $P_i(\cos(\Theta_\eta^*))$, related to the contributing partial waves [23]:

$$\frac{d\sigma}{d\Omega} = \frac{q_\eta^*}{k_\gamma^*} \sum_i A_i P_i(\cos(\Theta_\eta^*)) \quad (1)$$

where the A_i are expansion coefficients. The phase-space factor q_η^*/k_γ^* is also evaluated for the above cm system. The results for A_0, \dots, A_4 are shown in Fig. 3. In the region of the dominant $S_{11}(1535)$, the s -wave contributions (A_0) reflect the ratio of the helicity couplings of this resonance [23], and the shape of the angular distributions reflects the interference with the $D_{13}(1520)$ (see Ref. [21]). In an approximation taking into account only contributions from these two resonances [21], the A_2 coefficient is directly proportional to the product of their helicity-1/2 couplings. This implies a positive sign for A_2^n , a negative sign for A_2^p , and a larger absolute value of A_2^n , all in agreement with the data. In this region, the angular distributions for proton and neutron are well described by the MAID model [14], which qualitatively reproduces the peak in the A_2 coefficient due to the $S_{11} - D_{13}$ interference. The angular distributions for protons and neutrons are similar for high incident photon energies, where

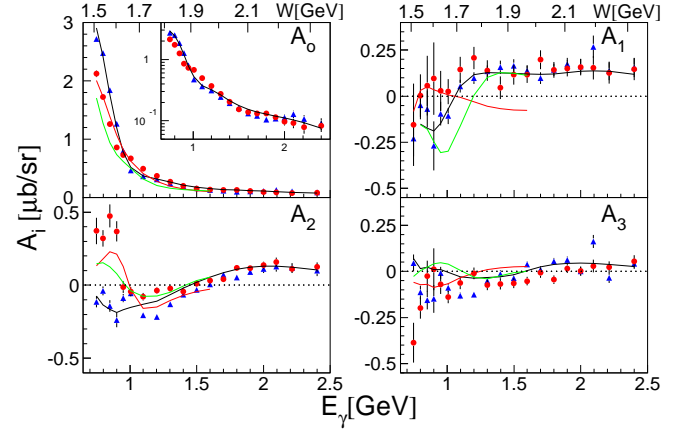


FIG. 3: Legendre coefficients of angular distributions. Red circles: quasi-free neutron, blue triangles: quasi-free proton, Curves: free proton data [9] (black), MAID neutron [14] (red), Shklyar et al. neutron [36] (green), all folded with Fermi motion. Insert: logarithmic scale for A_0 .

diffraction t -channel processes make a large contribution [9, 10]. In the most interesting region around $E_\gamma \approx 1$ GeV, the shapes of the angular distributions for the neutron and the proton change rapidly, and apart from A_0 , their Legendre coefficients become similar. For the proton, the A_1 coefficient rises sharply from negative to positive values. Denizli et al. [12] have recently shown in electroproduction that this feature survives to larger Q^2 values, and interpreted it as an interference between S_{11} and P -resonances. However, so far there is no conclusive evidence if the structure observed in the neutron excitation function is related to P -resonances. Around $E_\gamma \approx 1$ GeV, the data are in better agreement with the MAID model than with the results from Shklyar et al. [36], which due to a strong $S_{11} - P_{11}$ interference develop large negative A_1 coefficients. However, at somewhat higher energies, the picture changes completely. Altogether, the behavior of A_1 , reflecting the $S - P$ interference seems to be least well reproduced by the models. A partial wave analysis in the framework of the Bonn-Gatchina model [15], which will be published elsewhere, can reproduce the bump-structure and the angular distributions alternatively with either interference effects in the S_{11} sector, or with an additional P_{11} state. Consequently, so far no definitive conclusion can be drawn.

Due to the Fermi smearing, it is difficult to discriminate between scenarios with very narrow states and broader resonances. Fix, Tiator, and Polyakov [37] find comparable results for the MAID model with strong D_{15} contribution and for a model with a P_{11} as narrow as 10 - 30 MeV. In principle, Fermi motion can be corrected event-by-event when energy and momentum of the recoil nucleons are known. Instead of using the total cm energy W_B deduced from the incident photon energy, it can be reconstructed from the four-vectors of the η meson and the recoil nucleon (W_R). Since the energy of the neutrons

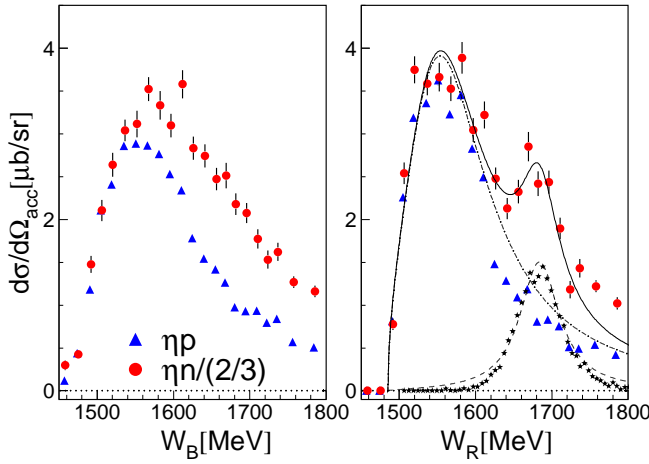


FIG. 4: Proton and neutron excitation functions for $\cos(\Theta_\eta^*) < -0.1$ without (invariant mass W_B from incident photon energy) and with (invariant mass W_R from neutron - η 4-vectors) event-by-event correction of Fermi motion. Curves: solid: full fit, dash-dotted: BW-curve of $S_{11}(1535)$, dashed: BW-curve for second structure. Stars: response for a δ -function due to finite energy resolution. Neutron data scaled by factor $3/2$.

is measured by time-of-flight, only neutrons in TAPS, which correspond to η mesons with $\cos(\Theta_\eta^*) < -0.1$ can be used. The results are summarized in Fig. 4. For proton and neutron, the correction leads to the expected narrower peak for the $S_{11}(1535)$. However, for the neutron also a narrow structure around $W \approx 1.7$ GeV appears. The neutron data were fitted with the sum of two Breit-Wigner (BW) curves corresponding to the $S_{11}(1535)$ [13] and the structure around 1.7 GeV. The parameters for the S_{11} (position: 1566 MeV, width: 162 MeV) are similar to a fit of the free proton data (1540 MeV, 162 MeV).

The position of the second structure ($W=1683$ MeV) is in agreement with the result of the GRAAL experiment ($W \approx 1.68$ GeV, [26]). The fitted width of this structure is (60 ± 20) MeV, however, this is only an upper limit, since it is broadened by the time-of-flight resolution. Even the simulation of a δ -function at the peak position results in a similar line-shape (see Fig. 4), so that no lower limit of the width can be deduced.

In summary, precise data have been measured for quasi-free photoproduction of η -mesons off nucleons bound in the deuteron. The results for the quasi-free proton are in excellent agreement with free-proton data, folded with the momentum distribution of the bound nucleons, which demonstrates the validity of the participant - spectator approach. The data in the excitation range of the $S_{11}(1535)$ resonance confirms the $(A_{1/2}^n/A_{1/2}^p)^2 \approx 2/3$ ratio for this resonance and also the opposite sign of the S_{11} - D_{13} interference term for proton and neutron. At incident photon energies around 1 GeV, corresponding to $W=1680$ MeV a pronounced bump-like structure is found in the quasi-free neutron excitation function, which does not exist for the proton. For the width of this structure in the excitation function of the free neutron only an upper limit of ≈ 60 MeV could be determined. Since such a structure can be reproduced by models based on different mechanisms, so far no final conclusion about its nature can be drawn.

Acknowledgments

We wish to acknowledge the outstanding support of the accelerator group and operators of ELSA. This work was supported by Schweizerischer Nationalfonds and Deutsche Forschungsgemeinschaft (SFB/TR-16).

-
- [1] T. Burch *et al.*, Phys. Rev. **D74** 014504 (2006).
 - [2] B. Krusche *et al.*, Phys. Rev. Lett. **74** 3736 (1995).
 - [3] J. Ajaka *et al.*, Phys. Rev. Lett. **81** 1797 (1998).
 - [4] A. Bock *et al.*, Phys. Rev. Lett. **81** 534 (1998).
 - [5] C.S. Armstrong *et al.*, Phys. Rev. **D60** 052004 (1999).
 - [6] R. Thompson *et al.*, Phys. Rev. Lett. **86** 1702 (2001).
 - [7] F. Renard *et al.*, Phys. Lett. **B528** 215 (2002).
 - [8] M. Dugger *et al.*, Phys. Rev. Lett. **89** 222002 (2002).
 - [9] V. Crede *et al.*, Phys. Rev. Lett. **94** 012004 (2005).
 - [10] O. Bartholomy *et al.*, Eur. Phys. J. **A33** 133 (2007).
 - [11] D. Elsner *et al.*, Eur. Phys. J. **A33** 147 (2007).
 - [12] H. Denizli *et al.*, Phys. Rev. **C76** 015204 (2007).
 - [13] B. Krusche *et al.*, Phys. Lett. **B397** 171 (1997).
 - [14] W.-T. Chiang *et al.*, Nucl. Phys. **A700** 429(2002).
 - [15] A.V. Anisovich *et al.*, Eur. Phys. J. **A25** 427 (2005).
 - [16] B. Krusche *et al.*, Phys. Lett. **B358** 40 (1995).
 - [17] P. Hoffmann-Rothe *et al.*, Phys. Rev. Lett. **78** 4697 (1997).
 - [18] V. Hejny *et al.*, Eur. Phys. J. **A6** 83 (1999).
 - [19] J. Weiß *et al.*, Eur. Phys. J. **A11** 371 (2001).
 - [20] V. Hejny *et al.*, Eur. Phys. J. **A13** 493 (2002).
 - [21] J. Weiß *et al.*, Eur. Phys. J. **A16** 275 (2003).
 - [22] M. Pfeiffer *et al.*, Phys. Rev. Lett. **92** 252001 (2004).
 - [23] B. Krusche and S. Schadmand, Prog. Part. Nucl. Phys. **51** 399 (2003).
 - [24] W.-M. Yao *et al.*, J. Phys., **G33** 1 (2006).
 - [25] R.A. Arndt *et al.*, Phys. Rev. **C69** 035208 (2004).
 - [26] V. Kuznetsov *et al.*, Phys. Lett. **B647** 23 (2007).
 - [27] D. Husman, W.J. Schuille, Phys. BL. **44** 40 (1988).
 - [28] W. Hillert, Eur. Phys. J. **A28** 139 (2006).
 - [29] E. Aker *et al.*, Nucl. Instr. and Meth. **A321** 69 (1992).
 - [30] R. Novotny, IEEE Trans. on Nucl. Science **38**, 379 (1991).
 - [31] A.R. Gabler *et al.*, Nucl. Instr. and Meth. **A346** 168 (1994).
 - [32] G. Suft *et al.*, Nucl. INst. Meth. **A538** 416 (2005).
 - [33] R. Brun *et al.*, GEANT, Cern/DD/ee/84-1, (1986).
 - [34] B. Krusche *et al.*, Eur. Phys. J. **A22** 277 (2004).
 - [35] M. Lacombe *et al.*, Phys. Lett. **B101** 139 (1981).

- [36] V. Shklyar *et al.*, Phys. Lett. **B650** 172 (2007).
- [37] A. Fix *et al.*, Eur. Phys. J. **A32** 311 (2007)