

Improving Out-of-Vocabulary Handling in Recommendation Systems

William Shiao^{1,*}, Mingxuan Ju^{2,3}, Zhichun Guo², Xin Chen³, Evangelos Papalexakis¹, Tong Zhao³,
Neil Shah³, Yozen Liu³

¹University of California, Riverside, ²University of Notre Dame, ³Snap Inc.
{wshiao002@epapalex@cs.}ucr.edu; {mju2,zguo5}@nd.edu; {mju,xin.chen,tong,nshah,yliu2}@snap.com

ABSTRACT

Recommendation systems (RS) are an increasingly relevant area for both academic and industry researchers, given their widespread impact on the daily online experiences of billions of users. One common issue in real RS is the *cold-start* problem, where users and items may not contain enough information to produce high-quality recommendations. This work focuses on a complementary problem: recommending new users and items unseen (out-of-vocabulary, or OOV) at training time. This setting is known as the *inductive* setting and is especially problematic for factorization-based models, that rely on encoding only those users/items (and, more generally, other sparse features) seen at training time with fixed parameter vectors. However, despite its practical significance, handling OOV values is often an afterthought in many academic works due to a predominant focus on *transductive* evaluation, where all categorical values for sparse features are observed at training time. As a result, existing solutions applied in practice are often naive, such as assigning OOV users/items to random buckets. In this work, we tackle this problem and propose approaches that better leverage available user/item features to improve OOV handling at the embedding table level. We discuss general-purpose plug-and-play approaches which are easily applicable to most RS models and improve inductive performance without negatively impacting transductive model performance. We extensively evaluate 9 OOV embedding methods on 5 models across 4 datasets (spanning different domains). One of these datasets is a proprietary production dataset from a prominent RS employed by a large social platform serving hundreds of millions of daily active users. In our experiments, we find that several proposed methods that exploit feature similarity using LSH consistently outperform alternatives on a majority of model-dataset combinations, with the best method showing a mean improvement of 3.74% over the industry standard baseline in inductive performance. We release our code and hope our work helps practitioners make more informed decisions when handling OOV for their RS and further inspires academic research into improving OOV support in RS.

KEYWORDS

recommendation systems, cold-start, out-of-vocabulary, inductive

*Work done during an internship at Snap Inc.

Permission to make digital or hard copies of part or all of this work for personal or classroom use is granted without fee provided that copies are not made or distributed for profit or commercial advantage and that copies bear this notice and the full citation on the first page. Copyrights for third-party components of this work must be honored. For all other uses, contact the owner/author(s).
Conference'17, July 2017, Washington, DC, USA
© 2023 Copyright held by the owner/author(s).
ACM ISBN 978-x-xxxx-xxxx-x/YY/MM
<https://doi.org/10.1145/nnnnnnn.nnnnnnn>

ACM Reference Format:

William Shiao^{1,*}, Mingxuan Ju^{2,3}, Zhichun Guo², Xin Chen³, Evangelos Papalexakis¹, Tong Zhao³, Neil Shah³, Yozen Liu³. 2023. Improving Out-of-Vocabulary Handling in Recommendation Systems. In . ACM, New York, NY, USA, 11 pages. <https://doi.org/10.1145/nnnnnnn.nnnnnnn>

1 INTRODUCTION

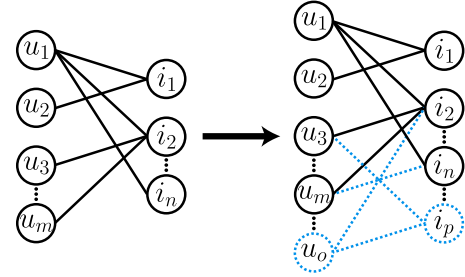


Figure 1: Comparison between transductive (left) and inductive (right) settings. In the transductive setting, RS are evaluated on interactions between users and items observed during training time (i.e., bold links). Whereas in the inductive setting, besides transductive interactions, RS are also evaluated on interactions related to users and items unseen during the training (i.e., both bold and dash links).

Recommendation systems (RS) suggest items to users and have found wide adoption across a variety of domains. For example, they have been used to recommend advertisements [53, 54], movies [14], friends [40, 44], and products [8, 27] to users. These methods are studied in both academia and industry, but many aspects often differ between academic and industrial recommendation systems [42]. One such difference is their evaluation methodology.

RS research in academia primarily focuses on the *transductive* setting [45, 51], where a portion of interactions are masked out for validation and testing. Such a setting assumes that all users and items in the dataset are seen during training. However, in industrial RS environments, there is often a constant influx of new, or out-of-vocabulary (OOV), users and items that were not seen at training time, i.e., the *inductive* setting which correspond to new users and/or items showing up at validation and testing. Almost all production models are deployed to be utilized in an (at least partially) inductive setting, but a recent survey [42] found that only about 10%* of 88 recent RS papers evaluated their models in the fully inductive setting, in which OOV users and items are

*based on an estimate from Figure 1 of [42].

considered. Similarly, existing state-of-the-art models [4, 54, 58] also use embedding tables for sparse ID features, which face similar issues when encountering values unseen at training time since a model would not have an existing row in the embedding table for unseen values.

While handling the inductive setting, industrial practitioners often use primitive methods such as random hashing to a fixed number of OOV buckets whose values are updated during training[†]. Such random hashing on OOV values intuitively can unlock the inductive capability for almost any transductive RS without affecting transductive performance and have been incorporated into industrial RS infrastructures as default options [1]. However, while simple to implement, these primitive methods can easily map two very different OOV users/items to the same embedding bucket, which is known as embedding collision and can greatly affect the recommendation performance [28, 59]. In Figure 2, we show that with a primitive method like assigning OOV values to random buckets, there exists a clear gap between inductive and transductive performance for all datasets. This demonstrates the importance of properly handling OOV values and leads us to the following question: **Can we re-imagine how we handle OOV users and items to improve the inductive capability of RS?**

While many methods in literature could potentially be used to solve this problem, we constrain our search to methods that meet criteria important to industry practitioners:

- *Efficient*: the OOV embedding method should run in sub-linear time with respect to the total number of users/items.
- *Maintains Transductive Performance*: active users and popular items are often the platform’s main income sources. Hence, the OOV embedding method should not sacrifice the base model’s performance on non-OOV items.
- *Model-Agnostic*: the OOV embedding method should be applicable to RS with different model architectures.

Given the above criteria, this work explores existing and proposes new OOV embedding methods. These methods range from simply using a zero vector to feature-similarity-based methods. In our experiments, we thoroughly evaluate nine different OOV embedding methods (detailed in section 3) to provide a broad empirical understanding of the performance of different OOV strategies. Among the 9 OOV methods, inspired by feature-based cold-start work [23], we propose using several feature-based methods, which utilize feature information to compensate for OOV values. In particular, we propose two locality-sensitive hashing (LSH) [12] based methods that exploit feature-similarity consistently outperform other feature or non-feature-based methods in most models-dataset combinations, with the best method showing a mean improvement of 3.74% over the industry-standard random bucket assignment method.

To properly evaluate OOV methods under inductive settings, we also create appropriate inductive datasets, as existing public datasets are (1) transductive and (2) lack user/item features. Such limitations directly contradict the setting faced in industrial recommendation systems, where we usually have rich feature information

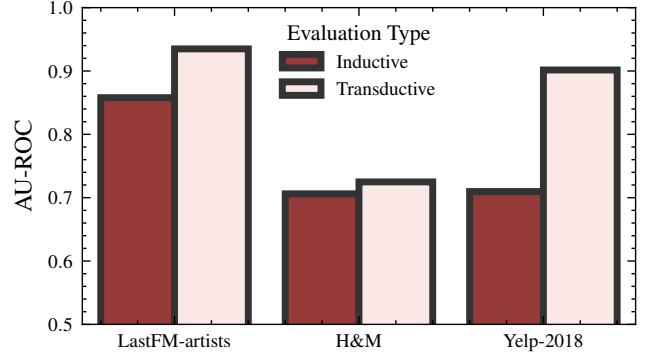


Figure 2: Comparison of inductive vs transductive performance with Wide & Deep models, where OOV (inductive) values are handled with trained random buckets. We see a clear gap in inductive performance vs transductive performance, showing the importance of properly handling OOV values.

for both users and items and many OOV values. Therefore, we augment three existing open-source datasets and perform a time-based split such that unseen items naturally appear during evaluation. Furthermore, we also created a proprietary industrial dataset from a large social media company containing rich feature information to evaluate OOV methods properly under real applications.

Our contributions can be summarized as the following,

- To the best of our knowledge, our work is the first to provide a comprehensive empirical understanding of the performances of various OOV methods for RS.
- We demonstrate that a class of proposed feature-aware, locality-sensitive hashing-based OOV embedders that exploit feature-similarity consistently outperform existing approaches in inductive performance.
- We provide realistic inductive datasets by augmenting and splitting three open-source datasets, enabling experiments on inductive performance and OOV methods of RS, which will be publicly available upon the release of this manuscript.
- We will open-source our evaluation framework, a major extension of the popular RecBole [64] RS library that adds inductive and OOV support to encourage future research in this area.

2 PRELIMINARIES AND RELATED WORK

In this section, we formally define OOV values and the user/item recommendation system problem. We detail the difference between the two classes of RS model setups that we study, delineated by the use of contextual features: context-free vs. context-aware models since OOV handling behaves differently for each class of models.

Notation. We denote the set of users as \mathcal{U} and the set of items as \mathcal{I} . We denote the set of interactions as $\mathcal{R} \subseteq \mathcal{U} \times \mathcal{I}$. For flexibility, let \mathbf{R} be the interaction matrix such that $\mathbf{R}_{u,i} = 1 \iff (u, i) \in \mathcal{R}$. Let $m = |\mathcal{U}|$ and $n = |\mathcal{I}|$ be the number of users and items, respectively. Let $\mathbf{U} \in \mathbb{R}^{m \times d}$ and $\mathbf{I} \in \mathbb{R}^{n \times d}$ be the user/item feature matrices. We assume[‡] that both feature matrices are of dimension d . For a

[†]Some examples of industry usage are <https://engineering.linkedin.com/blog/2023/enhancing-homepage-feed-relevance-by-harnessing-the-power-of-lar>, <https://blog.taboola.com/preparing-for-the-unexpected/> and in the Monolith source code [28].

[‡]We assume users/item features to have the same dimension d for simplicity, but this can be enforced in practice with a projection layer if user/item features have different dimensions d_u and d_i respectively.

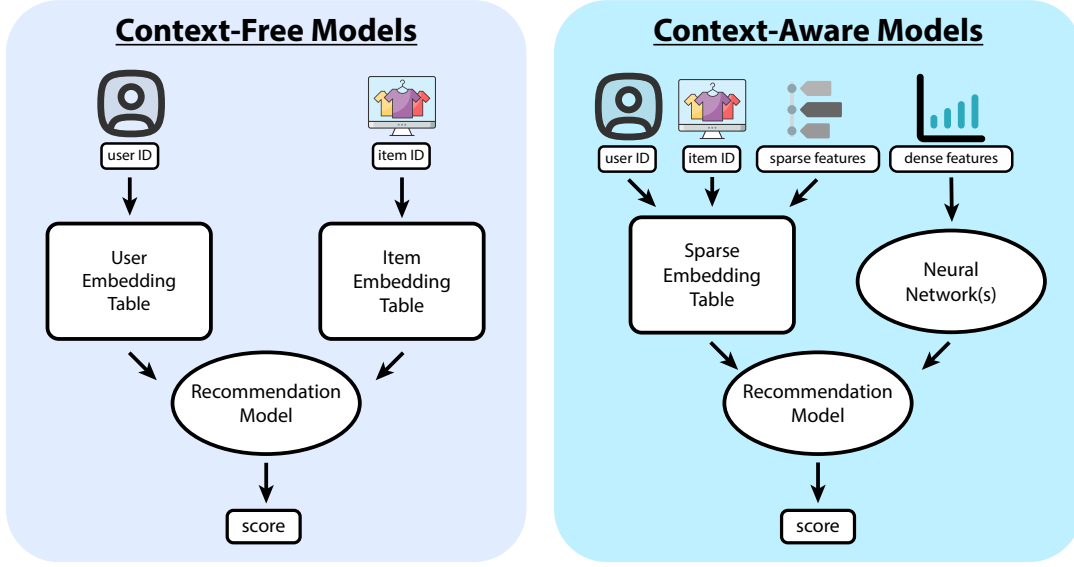


Figure 3: Typical structure of context-aware and context-free recommendation models.

given user $u \in \mathcal{U}$, we have the associated contextual features U_u . Similarly, for a given item $i \in \mathcal{I}$, we have the associated features I_i . $\text{cmean}(\cdot) : \mathbb{R}^{n \times d} \rightarrow \mathbb{R}^d$ is the column-wise mean of a matrix.

We split the set of users and items based on a time t . All users/items appearing before time t are considered a part of the training set, users $\mathcal{U}_{\text{train}} \subseteq \mathcal{U}$ and items $\mathcal{I}_{\text{train}} \subseteq \mathcal{I}$. The set of training interactions $\mathcal{R}_{\text{train}} \subseteq \mathcal{R}$ is also similarly created.

OOV Values. We consider a value Out-Of-Vocabulary (OOV) if it is a categorical value that does not exist at training time but appears at inference time. Formally, a user u is OOV if and only if $u \notin \mathcal{U}_{\text{train}} \wedge u \in \mathcal{U}$ and an item i is OOV if and only if $i \notin \mathcal{I}_{\text{train}} \wedge i \in \mathcal{I}$. We abbreviate non-OOV values as IV (In-Vocabulary).

Transductive vs. Inductive Settings. In the transductive setting, RS models are evaluated on interactions between users and items that are observed during the model training (i.e., $\mathcal{U}_{\text{eval}} \subseteq \mathcal{U}_{\text{train}}$ and $\mathcal{I}_{\text{eval}} \subseteq \mathcal{I}_{\text{train}}$). Whereas in the inductive setting, besides transductive interactions, RS models are also evaluated on interactions between users and items that do not appear during the model training (i.e., $\mathcal{U}_{\text{eval}} \cup \mathcal{U}_{\text{train}} \neq \mathcal{U}_{\text{train}}$ and $\mathcal{I}_{\text{eval}} \cup \mathcal{I}_{\text{train}} \neq \mathcal{I}_{\text{train}}$).

2.1 Context-Free Models

Context-free models are the ones that do not use any additional feature information other than the IDs of users or items. They are also known as latent factor models [43] and are typically based on matrix factorization (MF) [21, 22], with the goal of approximating the training interaction matrix $\mathbf{R}_{\text{train}} \in \mathbb{R}^{m \times n}$. Typically, they factor $\mathbf{R}_{\text{train}}$ into two matrices $\mathbf{A} \in \mathbb{R}^{m \times d}$ and $\mathbf{B} \in \mathbb{R}^{n \times d}$ such that $\mathbf{R}_{\text{train}} \approx \mathbf{A}\mathbf{B}^T$. The rows of \mathbf{A} and \mathbf{B} are the user and item embeddings, respectively.

These embeddings can be learned in a variety of ways. For example, the Non-negative Matrix Factorization (NMF) [24] of the interaction matrix can be computed via non-negative least squares

or gradient descent. In this work, we focus on two popular context-free models: Bayesian Personalized Ranking (BPR) [38] and DirectAU [51].

BPR is a pairwise ranking model that learns user and item embeddings by maximizing the likelihood of observed interactions.

$$\mathcal{L}_{\text{BPR}} = \frac{1}{|\mathcal{R}|} \sum_{(u,i) \in \mathcal{R}} -\log(\sigma(\mathbf{A}_u \cdot \mathbf{B}_i^T - \mathbf{A}_u \cdot \mathbf{B}_{i'}^T)), \quad (1)$$

where i' is a randomly sampled item from \mathcal{I} such that $(u, i') \notin \mathcal{R}$ and $\sigma(\cdot)$ is the sigmoid function. In Equation (1), $\mathbf{A}_u \cdot \mathbf{B}_i^T$ could be regarded as the dot-product similarity between user u and item i . One recent work [15] replaces the dot-product similarity by an MLP to infer a similarity score. Unlike BPR that utilizes negative sampling (i.e., $\mathbf{A}_u \cdot \mathbf{B}_{i'}^T$ in Equation (1)) for training, DirectAU [51] is a loss function that instead directly optimizes for alignment and uniformity – factors that have been shown to be important for representation quality [55]. It is worth noting that these are often used as retrieval models in production [44], which is why we evaluate them as such in our experiments.

2.2 Context-Aware Models

Context-aware models utilize complimentary contextual features in addition to the user or item IDs. They are often based on the two-tower architecture [17], where each tower is responsible for embedding the user and item features, respectively. The two towers output embeddings of the same dimensionality, allowing them to be directly compared to produce a score for each user-item pair.

However, these models are very dependent on the quality of the input contextual features. In production, practitioners often produce cross-features [5] that capture the interactions between features. As such, we focus on 3 context-aware models that incorporate these cross-features: Wide & Deep [5], eXtreme Deep Factorization Machine (xDeepFM) [25], and Deep & Cross Networks V2 (DCN-V2) [54]. We focus on these models as they are three of the most

popular context-aware models in practice. The models are often used during the ranking or re-ranking stage in production pipelines, hence we evaluate them using ranking metrics in our experiments.

The features used in context-aware models are typically categorized into two types: sparse and dense. Sparse features are categorical features that are typically one-hot or multi-hot encoded. Dense features are continuous features. For example, in the case of social media content recommendation, a user's country could be a sparse feature and their mean daily app usage could be a dense feature. Sparse features are typically embedded using an embedding table where each row represents the embedding for that feature's ID. These tables are typically randomly initialized and gradually updated during training. Dense features are typically either unmodified or passed through neural network layers. In this work, we focus primarily on the handling of OOV values in sparse features — specifically, the user/item IDs, which are most likely to be OOV in production settings.

3 TOWARDS A GENERAL OOV EMBEDDER

The motivation for this work stems from how OOV users/items are typically handled in real-world production settings. In practice, OOV users/items are often assigned to a random bucket within which all values share the same embedding or are simply assigned completely random embeddings[†]. This clearly results in poor performance for any pure ID-based models (e.g., factorization-based) that rely on stored embeddings for users/items seen at training time. However, even for models that use features, this can still result in poor performance since poorly-assigned embeddings simply add additional noise. For example, random bucket assignment for OOV users means that two OOV users have the same chance to share an embedding, regardless of how similar/different they are.

Since our goal is to improve OOV support for most general recommendation systems, regardless of specific model architecture, we limit the scope of our modifications to a component that is used in almost all production recommendation systems: the embedding table. In this work, we focus primarily on OOV support for unseen user/item IDs, but the same ideas can also be easily extended to improve support for unseen categorical values in other features. This leads to the following formal definition of an OOV embedder:

OOV Embedders. A user OOV embedder $f_{\text{user}} : \mathcal{U} \setminus \mathcal{U}_{\text{train}} \rightarrow \mathbb{R}^d$ maps an OOV user to a real-valued embedding. An item OOV embedder does the same: $f_{\text{item}} : \mathcal{I} \setminus \mathcal{I}_{\text{train}} \rightarrow \mathbb{R}^d$.

For the sake of simplicity, we describe all the following OOV embedders in terms of OOV users, but we use them for both OOV users and items during evaluation. They can be easily converted to item OOV embedders by substituting the appropriate variables.

3.1 Heuristic-based Embedders

In this work, we first introduce several heuristic-based OOV embedding models that do not require additional trainable parameters. These are straightforward to apply in practice due to their speed and ease of implementation.

Zero Embedder. zero simply uses the zero vector for all OOV inputs. This is a simple solution sometimes used in Natural Language Processing (NLP) for OOV words [29, 31]. Formally, $f_{\text{zero}}(\cdot) = \{0\}^c$.

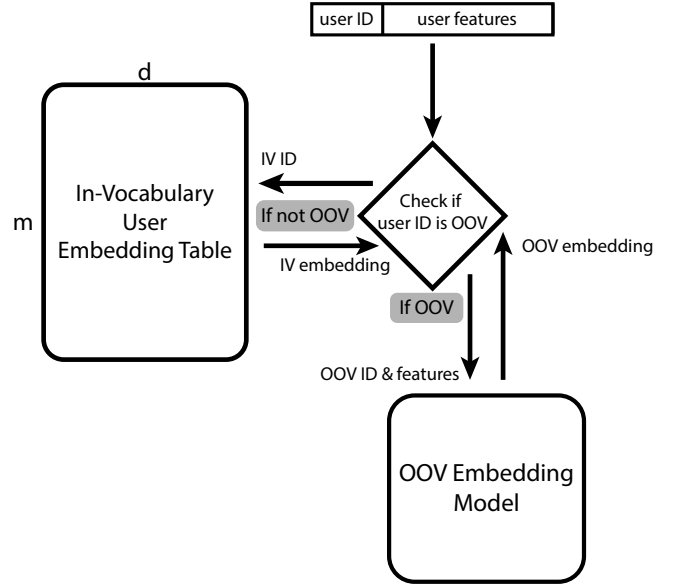


Figure 4: How IV/OOV user IDs are handled under our framework. Item IDs are handled the same way.

For context-free models, all new users will randomly select items (we ensure that items with the same score will be randomly selected without bias towards their ID). For context-aware models, all predictions will depend entirely on a user's/item's contextual information.

Mean Embedder. mean uses the column-wise mean of the embedding matrix for all OOV IDs. Note that users and items use their respective means. Formally, for users, $f_{\text{mean}}(\cdot) = \text{cmean}(\mathcal{U})$. For context-free models, this means that the RS model will recommend the same popular items to all new users and that all new items will have the same probability of being recommended.

Fixed Random Embedder. rand returns a random floating point vector for all OOV IDs. There are b fixed random vectors for each ID type (e.g., user ID, item ID). This ensures that the model's output is deterministic for users/items. Formally, for a set of random vectors $\mathcal{V} = \{\mathbf{v} \in \mathbb{R}^d\}$, we have $f_{\text{rand}}(\cdot) = \mathcal{V}_{g(u)}$ where g is a random hash function[§] $\mathbb{Z} \rightarrow \{1, 2, \dots, b\}$. This approach is similar to generating a random vector, except that (a) the output for a given ID is deterministic, and (b) the maximum amount of memory used is bounded by b .

KNN Embedder. knn returns the mean of the k nearest neighbors of a given point, as measured by the inner product of the features. Formally, for a user u , we have $f_{\text{knn}}(u) = \frac{1}{k} \sum_{a \in \text{K-NEAREST}(u)} \mathbf{U}_a$. With $k = 2$, this is similar to the double-hashing performed by Zhang et al. [59], except that we use feature similarity instead of random hashing to select rows. In order to meet the efficiency criteria mentioned in Section 1, we use approximate nearest neighbor

[§]We use the three-round integer hash function from <https://github.com/skeeto/hash-prospector>.

Embedder	zero	mean	rand	r-bucket	knn	dhe	fdhe	dnn	m-lsh	s-lsh
Requires training	✗	✗	✗	✓	✗	✓	✓	✓	✓	✓
Uses user/item ID	✗	✗	✓	✓	✗	✓	✓	✗	✗	✗
Uses trainable OOV buckets	✗	✗	✗	✓	✗	✗	✗	✗	✓	✓
Uses features	✗	✗	✗	✗	✓	✗	✓	✓	✓	✓
Same features → same embedding	✗	✓	✗	✗	✓	✗	✗	✓	✓	✓
Requires pre-processing	✗	✓	✗	✗	✓	✗	✗	✗	✗	✗
Complexity	$O(1)$	$O(1)$	$O(1)$	$O(1)$	$<O(n)^{\ddagger}$	$O(\theta)$	$O(\theta)$	$O(\theta)$	$O(b)$	$O(b)$
Potential unique embeddings	1	1	1	b	$> n$	$> n$	$> n$	$> n$	$> n$	b

Table 1: Comparison of the different OOV embedders evaluated in this work. For applicable methods, θ refers to the number of parameters in the neural network, b refers to the number of buckets, and n is the number of input items. *Features* refer to non-ID features. We assume the embedding dimensionality is constant for the complexity analysis.

search through libraries like FAISS [19] and ScaNN [13]. Each training ID’s k -nearest neighbors can optionally be pre-computed and stored to prevent additional overhead during training.

3.2 Learning-based Embedders

We also consider a set of trained embedders that are optimized during the training of the base model. As mentioned in Section 3.3, we freeze the non-OOV parameters of the base model to avoid affecting its transductive performance. Some of these methods use an embedding table with b rows, where each row corresponds to an OOV *bucket*. This value can be tuned depending on the expected number of OOV values. In the following paragraphs, we introduce several different learning-based OOV embedders. We describe how these embedders are optimized in Section 3.3.

Random Buckets. r -bucket randomly assigns an embedding (denoted as a bucket) to a given OOV ID. This mapping is done with a deterministic hash function[§] to ensure that the bucket mappings remain consistent. The chance of any bucket being selected is uniform. Given o OOV IDs and b buckets, each bucket’s expected number of OOV IDs is o/b . This is similar to $rand$, except that the values in each bucket are optimized during training. This is TensorFlow’s [1] default approach for handling OOV values. PyTorch-style pseudocode for this approach can be found in Algorithm 1.

DHE. Deep Hash Embedding (DHE) [20] substitutes a deep neural network for the embedding table. To ensure determinism for a given ID, they first compute many hashes on that ID and use those as inputs to the neural network. We use SipHash [2] with different key values as the hash functions for our implementation. DHE was originally created as a drop-in replacement for the main embedding table in context-free methods, but we use it as an OOV embedded (only on OOV IDs) since it naturally works in this case.

F-DHE. Kang et al. [20] mentions that DHE can also incorporate user features. $fdhe$ uses the concatenation of the user/item feature vector with the hash inputs (as with DHE) for the input to a deep neural network. This incorporates user/item features into the OOV embedding. However, compared to dnn , it also assigns a unique embedding for each user/item ID, even if they share the same features.

DNN. dnn is a simple feed-forward deep neural network that takes in the user/item features as input and outputs a real-valued vector. This embedder can be viewed as a modification to $fdhe$ that omits the hash-related features. As a result, users/items with the same features will share the same embedding.

Mean LSH. m -lsh is a locality-sensitive hashing (LSH) [6] based OOV embedder. It uses a random projection matrix to map a user/item ID to a binary vector. It then uses this binary vector to index into the OOV embedding table and returns the column-wise mean of the rows where the binary vector is 1. This helps ensure that similar users/items have similar embeddings, even if their LSH vector is not exactly the same. The projection matrix remains constant, but the OOV embedding table values are updated during training. PyTorch-style pseudocode for this embedder can be found below in Algorithm 2.

Single LSH. s -lsh is similar to m -lsh but instead treats the binary vector as a single index into the OOV embedding table. This means similar users/items with the same LSH vector will have the same embedding. Conversely, users/items with different LSH hashes will have completely different embeddings. As with m -lsh, the projection matrix remains constant, but the OOV embedding table values are updated during training.

Algorithm 1: PyTorch-style pseudocode for the r -bucket OOV embedder.

```

1 # oov_id: OOV user/item ID
2 # oov_table: OOV embedding table.
3 # Each row of the table is an OOV bucket
4 def rbucket_embed(oov_id, table):
5     # b is the number of rows in oov_table
6     b = oov_table.size(0)
7     # hash_func is a deterministic hash function
8     # that returns an integer
9     hashed_id = hash_func(row_features)
10    # we use the selected bucket's embedding
11    return oov_table[hashed_id % b]
12    # the bucket is updated via backpropagation

```

Algorithm 2: PyTorch-style pseudocode for the m-lsh OOV embedder.

```

1 # row_features: vector of the user/item features.
2 # oov_table: OOV embedding table.
3 # Each row of the table is an OOV bucket
4 def lsh_embed(row_features, oov_table):
5     # lsh_hash is a binary vector
6     lsh_hash = random_projection(row_features)
7     # get col-wise mean of rows where vec is 1
8     return oov_table[lsh_hash].mean(axis=1)
9     # oov_table is updated via backpropagation

```

For all of the embedders, we implement *per-feature* normalization — we normalize each feature vector individually before concatenating them together. This is done to ensure that the distance between two users/items is not dominated by a single feature. Otherwise, long, dense features (like content embeddings) or lists of categorical features (like watch history) could dominate the similarity computations for OOV embedding methods like KNN.

3.3 OOV Embedder Training

The training procedure does not need to be modified for the untrained OOV embedders (Section 3.1) — they can be applied to a pre-trained model. However, trained embedders (Section 3.2) add additional parameters that need to be optimized over OOV users/items. With a time-based inductive dataset split (details in Section 4), our training set contains only IV values, and the test set contains OOV values. OOV embedders are only used on OOV values so there is no training data for their parameters if only use the training set. As such, there are two main ways to generate OOV data in training for optimizing our OOV embedders: (1) withhold training data and use it as OOV samples or (2) generate synthetic OOV samples from the training data.

Withholding Data. Withholding training data to use as OOV samples is the simplest method, but it also reduces the amount of data available for training. This also complicates evaluation when benchmarking trained embedders against untrained embedders since the untrained embedders do not have access to the withheld data. Reducing the amount of data available for transductive training worsens transductive performance, violating the criteria defined in Section 1. For this reason, we choose to use synthetic OOV samples. However, the withholding data approach may be useful in production settings where we often cannot afford to maintain a unique embedding table entry for every user/item and may treat low-frequency IDs as OOV values.

Synthetic Data. A simple way to train OOV embedders without affecting existing performance is to generate synthetic OOV samples. For each user/item, we create an OOV version of it that has the same interactions. We then select a subset with ratio α of the OOV samples each epoch to use for training. We then perform feature masking, a common augmentation for self-supervised learning [48, 66], with mask rate β on the features of the OOV samples. This ensures that generated samples do not have the exact same

features as the input samples. There are three types of OOV interactions: (IV user) \rightarrow (OOV item), (OOV user) \rightarrow (IV item), and (OOV user) \rightarrow (OOV item). We generate each type with equal probability — although, in practice, this can be tuned to match the expected distribution of OOV interactions in production.

Maintaining Transductive Performance. When training our OOV embedder, our aim is to maintain the performance of the transductive portion of the model. For example, with synthetic training, interactions that only involve one OOV user/item will result in undesirable updates to the main embedding table. To avoid this, we split each epoch into two training steps. In the first step, we train the model on the original training data — as we normally would in transductive training. There are no OOV values at this point, so it does not affect any trainable parameters in the OOV embedder. In the second step, we freeze the main embedding table weights and train the model on the synthetic OOV samples. The only parameters that can be updated at this step are those of the OOV embedder. We also checkpoint and restore the optimizer state before and after the second step. This ensures that the OOV training does not affect the transductive portion of the model.

4 DATASETS

As mentioned in Section 2, following suggestions from recent works [18, 46], we split the datasets based on a time t . We select t for each dataset by computing the first time each user/item appeared. We then select a time t such that 20% of the users/items are OOV. Formally, select t such that $|\mathcal{U}_{\text{train}}| + |\mathcal{I}_{\text{train}}| \approx 0.8(n + m)$. This results in a naturally different distribution of OOV users compared to OOV items for each of the four datasets. Plots of the relative user/item distributions can be seen in Figure 5.

We benchmark various transductive recommendation system methods across four different datasets. Below, we briefly describe how we processed each of the datasets. Representative statistics for each dataset can be found in Table 2.

Yelp. The Yelp-2018 dataset consists of user reviews of businesses on Yelp from the 2018 Yelp Dataset Challenge[†]. We start with the version of the dataset provided by RecBole [64]. We then sample 75% of the users/items and perform 5-core filtering. We also clean up each feature by removing invalid values, normalizing floating point values, and imputing missing values with scikit-learn [35]. We also remove low-frequency values in categorical features and normalize all strings. Finally, we add text vectors for each business name. We use 300-dimensional GloVe [36] vectors for this purpose.

LastFM. The LastFM-artists dataset [41] consists of user/artist interactions on LastFM gathered in 2014. We start with the LastFM-1b version of the dataset provided by RecBole [64] and sample 10% of the users and items. We perform the feature cleaning as with the Yelp-2018 dataset and add GloVe vectors for each artist’s name.

H&M. The H&M dataset consists of user/item purchases on the H&M website. The raw dataset is taken from the H&M Kaggle competition[‡] and we sample 30% of the users/items. We compute

[†]<https://www.yelp.com/dataset>

[‡]<https://www.kaggle.com/competitions/h-and-m-personalized-fashion-recommendations>

Dataset	IV Users / Items	OOV Users / Items	Mean User / Item Deg.	# User / Item Cat. Feat.	# User / Item Float Feat.
Yelp-2018	126,379 / 79,238	28,140 / 13,078	13.74 / 21.92	3 / 7	18 / 6
LastFM-artists	11,962 / 76,152	342 / 17,190	53.69 / 8.39	1 / 2	45 / 1
H&M	200,749 / 18,871	36,961 / 7,024	12.76 / 135.71	7 / 12	0 / 3
Content	74,700 / 30,757	6,610 / 3,941	24.47 / 59.42	57 / 339	172 / 899

Table 2: Statistics for each of the datasets used in this work. The number of float/dense features counts the number of distinct dense vectors, not the total number of floating point values (e.g., text embeddings count as a single float feature).

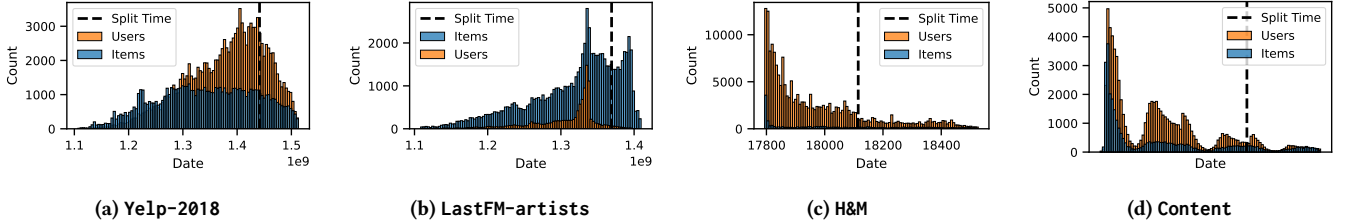


Figure 5: Visualization of where the inductive split occurs on the datasets. The x -axis is the time that the user/item first appeared. Everything to the left of the split time is used for training and validation. The remainder is used for evaluation.

GloVe vectors for each item’s name and use a pre-trained Vision Transformer [9] to extract features from each item’s image. We also perform the same feature cleaning as with the Yelp-2018 dataset.

Content. The Content dataset is a proprietary user-item interaction dataset from a large social platform serving hundreds of millions of daily active users. The data is gathered from 5 days of production traffic over users sampled from a single country. We only collect users who are 18 years old and above. The Content dataset has rich user/item features as with many production recommendation systems. Unfortunately, due to the large number of features, we were unable to train any context-aware models with our RecBole-based [64] evaluation framework.

5 EXPERIMENTAL EVALUATION

5.1 Evaluation Details

Evaluation Metrics. We evaluate the ranking and retrieval models separately. Following conventions from existing work [38, 53, 54, 57], we use $\text{ndcg}@k$ (where $k=20$) for retrieval models and AUROC for ranking models. In Tables 3 and 4, we report the inductive performance of OOV users. It is worth noting that the transductive performance of IV users to IV items remains the same due to how we train the OOV embedding models (see Section 3.3).

Experimental Details. All models utilize a fork of the RecBole [63, 64] framework for experiments, in which we have made extensive modifications to the framework and models to support OOV values and swap between different OOV embedder types. We also added support for filtered evaluation on a subset of users/items. We were very careful to facilitate the easy addition of OOV support to new models. We run all experiments on Google Cloud Platform (GCP). Experiments are conducted on Google Compute Engine instances with NVIDIA Tesla P100 GPUs. The anonymized code, datasets, and hyperparameters for each of our experiments and embedders are available here: <https://github.com/snap-research/improving-inductive-oov-recsys>.

5.2 Context-Aware Results

The OOV user evaluation results of context-aware models are displayed in Table 3. On average, the best-performing OOV embedding method is m-lsh and the worst is fdhe. Unfortunately, we were unable to train context-aware models on Content (even in the transductive setting) using our RecBole-based framework due to the large number of features and resulting stability issues. We make the following observations:

Context helps OOV embeddings. From Table 3, we can see that incorporating contextual information generally helps OOV embeddings. $\frac{3}{4}$ of the best-performing OOV embedding models utilize context information. This aligns with our intuition: similar users/items should have similar embeddings. This is true for both context-free and context-aware models. In some cases, like with xDeepFM on Yelp-2018, the gap in AU-ROC on OOV users is as large as 6 points — showing that incorporating feature information in OOV handling can drastically improve an RS’s ability to generalize to OOV users/items.

LSH-based solutions perform well. Both m-lsh and s-lsh work well for the context-aware models, with one of the two methods performing the best on $\frac{6}{9}$ model/dataset combinations, as shown in Table 3. Across the context-aware model experiments, m-lsh and s-lsh show a mean improvement of 3.74% and 2.58% over r-bucket (a common industry standard[†]), respectively. They also perform well compared to the next-best method, mean, showing respective average improvements of 3.45% and 2.25%.

DHE-based solutions perform poorly. dhe and fdhe are the methods with the lowest average rank across the model/dataset combinations shown in Table 3. Surprisingly, we find that zero generally outperforms both dhe and fdhe. This is likely due to the additional noise the multiple hash inputs introduce to DHE-style models — a different ID results in a completely different embedding.

[†]The exact complexity here is difficult to compute since we rely on approximate nearest neighbor search [13, 19].

	H&M			LastFM-artists			Yelp-2018		
OOV Method	DCNV2	WideDeep	xDeepFM	DCNV2	WideDeep	xDeepFM	DCNV2	WideDeep	xDeepFM
fdhe	66.07	68.51	72.1	85.53	83.25	75.88	71.24	75.87	68.86
dhe	69.09	68.55	74.12	86.15	84.97	59.74	70.57	67.15	71.48
zero	<u>71.06</u>	71.21	69.06	81.57	86.57	84.75	71.16	72.43	76.04
knn	63.71	63.13	63.61	83.9	84.79	83.2	72.73	73.42	75.04
rand	55.17	70.49	66.76	82.14	<u>86.64</u>	85.52	78.95	74.75	73.68
r-bucket	65.48	70.61	68.37	87.13	85.79	84.24	<u>79.88</u>	70.97	76.04
dnn	63.87	<u>71.7</u>	71.09	86.65	84.71	<u>86.19</u>	<u>76.23</u>	<u>77.89</u>	82.26
s-lsh	73.03	72.61	70.64	86.37	79.71	85.86	78.52	76.03	80.68
mean	67.72	70.72	66.12	86.49	85.79	85.16	74.9	79.82	73.88
m-lsh	70.69	71.65	71.3	<u>86.93</u>	86.67	86.78	79.96	76.35	82.48

Table 3: OOV user AUC of context-aware methods with different OOV embedding methods. Higher is better. The best-performing method in each column is bolded, and the second-best is underlined. Rows are sorted from lowest mean rank to highest mean rank.

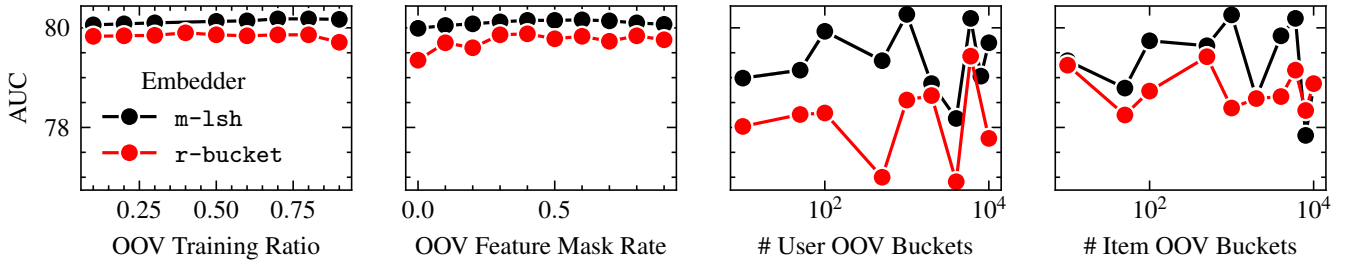


Figure 6: Sensitivity analysis of different training hyperparameters for m-lsh and r-bucket with WideDeep on Yelp-2018. Note that the y-axis range is relatively small and that the x-axis for OOV buckets is on a logarithmic scale.

Dataset	Yelp-2018		LastFM-artists		H&M		Content
Method	BPR	DAU	BPR	DAU	BPR	DAU	BPR
zero	0.79	0.79	0.93	0.93	1.15	1.15	0.71
fdhe	0.99	1.06	0.34	0.35	1.97	2.02	1.32
dhe	1.12	1.11	0.59	0.40	2.09	1.96	1.39
dnn	2.94	4.43	0.38	0.44	2.94	3.36	1.87
knn	6.95	1.58	45.69	4.86	5.23	1.67	6.00
rand	4.05	0.83	15.09	0.71	2.80	1.89	0.94
r-bucket	9.33	1.22	41.78	0.76	6.02	1.38	1.38
s-lsh	9.13	1.05	46.92	0.79	6.19	2.02	1.05
mean	<u>9.40</u>	<u>2.89</u>	48.38	0.12	6.15	1.94	<u>3.74</u>
m-lsh	9.49	1.49	<u>47.85</u>	<u>1.13</u>	<u>6.16</u>	<u>2.15</u>	2.02

Table 4: OOV user NDCG@20 of context-free methods with different OOV embedding methods. Higher is better. The best-performing method in each column is bolded and the second-best is underlined.

5.3 Context-Free Results

Table 4 shows the NDCG@20 for OOV users of BPR and DirectAU. m-lsh has the highest mean rank of the different OOV embedding methods. Unlike in the context-aware setting, a relatively large gap exists between different base models on the same dataset. Surprisingly, BPR outperforms DirectAU on OOV users across all three of the datasets. We make the following observations about OOV embedding methods on the context-free models:

Improving context-free OOV performance is difficult. Both BPR and DirectAU exhibit poor performance on most of the datasets, regardless of OOV embedder choice. This shows that it is difficult to encode feature information from OOV IDs in a useful manner for context-free models.

OOV Embedder choice is extremely important. From Table 4, we can observe that there is a large gap between the best-performing models on each dataset and the worst-performing models for context-free models. This is especially true for BPR on LastFM-artists, where there is a 48.04 gap between the best-performing mean embedder and the worst-performing fdhe embedder. fdhe and dhe exhibit similarly poor performance across the four datasets.

5.4 Sensitivity Analysis

As mentioned in Section 3.3, there are two key hyperparameters for training the models: α (OOV sampling ratio) and β (feature masking probability). r-bucket, m-lsh, and s-lsh also assign values to buckets in an embedding table. These methods, therefore, have another hyperparameter b , the number of buckets, for each instance of the OOV embedding method. Since we use two instances of each OOV method (one for user IDs and one for item IDs), each model run has two bucket-related hyperparameters: b_u and b_i , the number of user/item buckets, respectively.

We conduct a sensitivity analysis on each of the four hyperparameters on *m-lsh*, the best-performing OOV embedder, and *r-bucket*, a frequently-used approach in practice[†]. The results of this analysis are shown in Figure 6. Generally, the performance is not very sensitive to OOV training ratio and feature mask rate hyperparameters; even for the number of user/item OOV buckets, the only performance fluctuates within a relatively small range. We can also observe that *m-lsh* outperforms *r-bucket* even under different low training ratios and high feature mask rates.

5.5 Recommendations for Practitioners

Based on the results of our experiments in Tables 3 and 4, we make the following recommendations for practitioners aiming to improve their performance on OOV users/items:

(1) **If contextual information (features) is available**, try using *m-lsh*. Across our experiments, *m-lsh* generally performs the best. An advantage of *m-lsh* over *s-lsh* is that it results in fewer collisions (see Table 1). It can also be trivially computed directly on the GPU and efficiently implemented through data structures like PyTorch’s [34] *EmbeddingBag*.

(2) **If no features are available and collisions are not important**, consider using mean. It is extremely cheap to compute and, based on our experiments, is the best-performing untrained OOV embedder. However, all IDs will receive the same embedding, making it particularly problematic for context-free models.

(3) **If only users or items have features**, OOV embedding methods can be mixed. For example, in a dataset with user features but no item features, *m-lsh* could be used for users and mean for items. This approach can also be used in any case where the user/item ID distributions are significantly different.

(4) **Careful caching can greatly speed up OOV training/inference**. Many of the OOV embedding methods described in this work can benefit from caching — usually for the mapping from ID to bucket(s). For example, caching the LSH vector in *m-lsh* and *s-lsh* can save a vector-matrix multiplication for each ID. Similarly, caching the *k*-nearest-neighbors for knn can save an ANN index query. This is especially true in cases where features are static or during training, during which the full set of examples is known.

6 ADDITIONAL RELATED WORK

Hashing for Scalable RS. While this work primarily utilizes hashing to support unseen IDs, hashing is often used to improve the scalability of practical RS. One method is via the “hashing trick” [32, 56], which reduces the feature space required by categorical features. Zhang et al. [59] uses two hash functions to select and combine the embeddings of high-frequency items to form the embeddings for low-frequency items. Liu et al. [28] uses cuckoo hashing [33] on high-frequency IDs to maintain a collision-less hash table. This allows for the continuous eviction of old IDs during online training. Zhang et al. [61] improves the speed of recommendations by using LSH to limit candidate pairs. Ghaemmaghami et al. [11] proposes a novel hierarchical-clustering-based approach to hash users/items to encourage collisions between similar IDs, resulting in better performance with fewer buckets. Zhang et al. [60] formulates collaborative filtering as a binary code hashing problem, allowing users/items to be represented with binary embeddings. This allows

for improvements in speed and storage efficiency. Tan et al. [47] instead utilizes a Graph Neural Network (GNN) to learn the binary hashing function.

Cold-Start RS Methods. A known issue in recommendation systems is the cold-start problem [26], which is when low-degree users and items receive poorer quality recommendations. In this work, we look specifically at the problem of OOV users/items, which means they occur exactly *zero* times in the training examples. However, cold-start methods often focus on the transductive setting where all the users/items appear at train time (although some may have very few interactions). Vartak et al. [49] focuses on the case of OOV items and proposes a meta-learning approach that uses a classifier based on user history to adjust model parameters. Wang et al. [52] extends Model-Agnostic Meta-Learning (MAML) [10] for improving cold-start recommendation performance. DropoutNet [50] uses input dropout during RS model training to improve the model’s generalization to missing features. Lam et al. [23] proposes a probabilistic approach to handling OOV users on MovieLens [14].

Cold-Start Graph Methods. Recommendation systems can be formulated as a *link prediction* problem on a bipartite graph, where edges represent interactions between users and items. As such, we also briefly discuss existing literature focused on improving cold-start performance on graph-related tasks. These include both training-based [16, 65] and augmentation-based [39, 62] approaches. However, due to model architecture and training differences, these approaches are not straightforward to apply to RS.

NLP OOV Handling. There has also been extensive study of handling OOV values for text tokenization in the field of Natural Language Processing (NLP) [3, 31]. Modern DNN models typically use sub-word (e.g., character or byte-level) tokens [7, 31, 37], which reduce or eliminate the chance of OOV values. However, word-level tokenizers often have to deal with OOV values, and various approaches have been proposed, including using mean and random vectors [29–31].

7 CONCLUSION

In this work, we explored the inductive setting in recommendation systems, where we focused on finding the best method to handle previously unseen (OOV) values. We evaluated nine different OOV embedder methods that are efficient, model-agnostic, and guaranteed to maintain transductive performance. To the best of our knowledge, this is the first comprehensive empirical study of the performance of various OOV methods for recommendation systems. Our results show that, of the nine methods, the locality-sensitive-hashing-based methods tend to be the most effective in improving inductive performance. Additionally, we augment and re-release three inductive datasets to facilitate future study of inductive performance and OOV methods in recommendation system problems. Furthermore, we derive a set of four recommendations for industrial practitioners to improve their inductive recommendation systems performance and alleviate pain points in dealing with OOV values. We hope this work encourages both academic and industrial researchers to further explore the inductive and OOV settings, considering their immediate practical impact in real-world, production-scale recommendation systems.

REFERENCES

- [1] Martin Abadi, Ashish Agarwal, Paul Barham, Eugene Brevdo, Zhifeng Chen, Craig Citro, Greg S. Corrado, Andy Davis, Jeffrey Dean, Matthieu Devin, Sanjay Ghemawat, Ian Goodfellow, Andrew Harp, Geoffrey Irving, Michael Isard, Yangqing Jia, Rafal Jozefowicz, Lukasz Kaiser, Manjunath Kudlur, Josh Levenberg, Dandelion Mané, Rajat Monga, Sherry Moore, Derek Murray, Chris Olah, Mike Schuster, Jonathon Shlens, Benoit Steiner, Ilya Sutskever, Kunal Talwar, Paul Tucker, Vincent Vanhoucke, Vijay Vasudevan, Fernanda Viégas, Oriol Vinyals, Pete Warden, Martin Wattenberg, Martin Wicke, Yuan Yu, and Xiaoqiang Zheng. 2015. TensorFlow: Large-Scale Machine Learning on Heterogeneous Systems. <https://www.tensorflow.org/> Software available from tensorflow.org.
- [2] Jean-Philippe Aumasson and Daniel J Bernstein. 2012. SipHash: a fast short-input PRF. In *International Conference on Cryptology in India*. Springer, 489–508.
- [3] Piotr Bojanowski, Edouard Grave, Armand Joulin, and Tomas Mikolov. 2017. Enriching word vectors with subword information. *Transactions of the association for computational linguistics* 5 (2017), 135–146.
- [4] Xuheng Cai, Chao Huang, Lianghao Xia, and Xubin Ren. 2023. LightGCL: Simple Yet Effective Graph Contrastive Learning for Recommendation. *arXiv preprint arXiv:2302.08191* (2023).
- [5] Heng-Tze Cheng, Levent Koc, Jeremiah Harmsen, Tal Shaked, Tushar Chandra, Hrishi Aradhye, Glen Anderson, Greg Corrado, Wei Chai, Mustafa Isipir, et al. 2016. Wide & deep learning for recommender systems. In *Proceedings of the 1st workshop on deep learning for recommender systems*. 7–10.
- [6] Mayur Datar, Nicole Immorlica, Piotr Indyk, and Vahab S Mirrokni. 2004. Locality-sensitive hashing scheme based on p-stable distributions. In *Proceedings of the twentieth annual symposium on Computational geometry*. 253–262.
- [7] Jacob Devlin, Ming-Wei Chang, Kenton Lee, and Kristina Toutanova. 2018. BERT: Pre-training of Deep Bidirectional Transformers for Language Understanding. <https://doi.org/10.48550/ARXIV.1810.04805>
- [8] Ruihai Dong, Michael P O'Mahony, Markus Schaal, Kevin McCarthy, and Barry Smyth. 2016. Combining similarity and sentiment in opinion mining for product recommendation. *Journal of Intelligent Information Systems* 46, 2 (2016), 285–312.
- [9] Alexey Dosovitskiy, Lucas Beyer, Alexander Kolesnikov, Dirk Weissenborn, Xi-aohua Zhai, Thomas Unterthiner, Mostafa Dehghani, Matthias Minderer, Georg Heigold, Sylvain Gelly, et al. 2020. An image is worth 16x16 words: Transformers for image recognition at scale. *arXiv preprint arXiv:2010.11929* (2020).
- [10] Chelsea Finn, Pieter Abbeel, and Sergey Levine. 2017. Model-agnostic meta-learning for fast adaptation of deep networks. In *International conference on machine learning*. PMLR, 1126–1135.
- [11] Benjamin Ghaemmaghami, Mustafa Ozdal, Rakesh Komuravelli, Dmitriy Korchev, Dheevatsa Mudigere, Krishnakumar Nair, and Maxim Naumov. 2022. Learning to collide: Recommendation system model compression with learned hash functions. *arXiv preprint arXiv:2203.15837* (2022).
- [12] Aristides Gionis, Piotr Indyk, Rajeev Motwani, et al. 1999. Similarity search in high dimensions via hashing. In *Vldb*, Vol. 99. 518–529.
- [13] Ruiqi Guo, Philip Sun, Erik Lindgren, Quan Geng, David Simcha, Felix Chern, and Sanjiv Kumar. 2020. Accelerating large-scale inference with anisotropic vector quantization. In *International Conference on Machine Learning*. PMLR, PMLR, Cambridge, MA, USA, 3887–3896.
- [14] F Maxwell Harper and Joseph A Konstan. 2015. The movielens datasets: History and context. *Acm transactions on interactive intelligent systems (tiis)* 5, 4 (2015), 1–19.
- [15] Xiangnan He, Lizi Liao, Hanwang Zhang, Liqiang Nie, Xia Hu, and Tat-Seng Chua. 2017. Neural collaborative filtering. In *Proceedings of the 26th international conference on world wide web*. 173–182.
- [16] Weihua Hu, Kaidi Cao, Kexin Huang, Edward W Huang, Karthik Subbian, and Jure Leskovec. 2022. Tuneup: A training strategy for improving generalization of graph neural networks. *arXiv preprint arXiv:2210.14843* (2022).
- [17] Po-Sen Huang, Xiaodong He, Jianfeng Gao, Li Deng, Alex Acero, and Larry Heck. 2013. Learning deep structured semantic models for web search using clickthrough data. In *Proceedings of the 22nd ACM international conference on Information & Knowledge Management*. 2333–2338.
- [18] Yitong Ji, Aixin Sun, Jie Zhang, and Chenliang Li. 2023. A critical study on data leakage in recommender system offline evaluation. *ACM Transactions on Information Systems* 41, 3 (2023), 1–27.
- [19] Jeff Johnson, Matthijs Douze, and Hervé Jégou. 2019. Billion-scale similarity search with gpus. *IEEE Transactions on Big Data* 7, 3 (2019), 535–547.
- [20] Wang-Cheng Kang, Derek Zhiyuan Cheng, Tiansheng Yao, Xinyang Yi, Ting Chen, Lichan Hong, and Ed H Chi. 2021. Learning to embed categorical features without embedding tables for recommendation. In *Proceedings of the 27th ACM SIGKDD Conference on Knowledge Discovery & Data Mining*. 840–850.
- [21] Yehuda Koren. 2008. Factorization meets the neighborhood: a multifaceted collaborative filtering model. In *Proceedings of the 14th ACM SIGKDD international conference on Knowledge discovery and data mining*. 426–434.
- [22] Yehuda Koren, Robert Bell, and Chris Volinsky. 2009. Matrix factorization techniques for recommender systems. *Computer* 42, 8 (2009), 30–37.
- [23] Xuan Nhat Lam, Thuc Vu, Trong Duc Le, and Anh Duc Duong. 2008. Addressing cold-start problem in recommendation systems. In *Proceedings of the 2nd International Conference on Ubiquitous Information Management and Communication* (Suwon, Korea) (ICUIMC '08). Association for Computing Machinery, New York, NY, USA, 208–211. <https://doi.org/10.1145/1352793.1352837>
- [24] Daniel Lee and H Sebastian Seung. 2000. Algorithms for non-negative matrix factorization. *Advances in neural information processing systems* 13 (2000).
- [25] Jianxun Lian, Xiaohuan Zhou, Fuzheng Zhang, Zhongxia Chen, Xing Xie, and Guangzhong Sun. 2018. xdeepfm: Combining explicit and implicit feature interactions for recommender systems. In *Proceedings of the 24th ACM SIGKDD international conference on knowledge discovery & data mining*. 1754–1763.
- [26] Blerina Lika, Kostas Kolomvatsos, and Stathes Hadjiefthymiades. 2014. Facing the cold start problem in recommender systems. *Expert systems with applications* 41, 4 (2014), 2065–2073.
- [27] Greg Linden, Brent Smith, and Jeremy York. 2003. Amazon. com recommendations: Item-to-item collaborative filtering. *IEEE Internet computing* 7, 1 (2003), 76–80.
- [28] Zhuoran Liu, Leqi Zou, Xuan Zou, Caihua Wang, Biao Zhang, Da Tang, Bolin Zhu, Yijie Zhu, Peng Wu, Ke Wang, et al. 2022. Monolith: real time recommendation system with collisionless embedding table. *arXiv preprint arXiv:2209.07663* (2022).
- [29] Johannes V Lochter, Renato M Silva, and Tiago A Almeida. 2020. Deep learning models for representing out-of-vocabulary words. In *Brazilian Conference on Intelligent Systems*. Springer, 418–434.
- [30] Johannes V Lochter, Renato M Silva, and Tiago A Almeida. 2022. Multi-level out-of-vocabulary words handling approach. *Knowledge-Based Systems* 251 (2022), 108911.
- [31] Sabrina J Mielke, Zaid Alyafeai, Elizabeth Salesky, Colin Raffel, Manan Dey, Matthias Gallé, Arun Raja, Chenglei Si, Wilson Y Lee, Benoît Sagot, et al. 2021. Between words and characters: a brief history of open-vocabulary modeling and tokenization in nlp. *arXiv preprint arXiv:2112.10508* (2021).
- [32] John Moody. 1988. Fast learning in multi-resolution hierarchies. *Advances in neural information processing systems* 1 (1988).
- [33] Rasmus Pagh and Flemming Friche Rodler. 2004. Cuckoo hashing. *Journal of Algorithms* 51, 2 (2004), 122–144.
- [34] Adam Paszke, Sam Gross, Francisco Massa, Adam Lerer, James Bradbury, Gregory Chanan, Trevor Killeen, Zeming Lin, Natalia Gimelshein, Luca Antiga, et al. 2019. Pytorch: An imperative style, high-performance deep learning library. *Advances in neural information processing systems* 32 (2019), 1–12.
- [35] F. Pedregosa, G. Varoquaux, A. Gramfort, V. Michel, B. Thirion, O. Grisel, M. Blondel, P. Prettenhofer, R. Weiss, V. Dubourg, J. Vanderplas, A. Passos, D. Cournapeau, M. Brucher, M. Perrot, and E. Duchesnay. 2011. Scikit-learn: Machine Learning in Python. *Journal of Machine Learning Research* 12 (2011), 2825–2830.
- [36] Jeffrey Pennington, Richard Socher, and Christopher D Manning. 2014. Glove: Global vectors for word representation. In *Proceedings of the 2014 conference on empirical methods in natural language processing (EMNLP)*. 1532–1543.
- [37] Matthew E Peters, Mark Neumann, Mohit Iyyer, Matt Gardner, Christopher Clark, Kenton Lee, and Luke Zettlemoyer. 2018. Deep contextualized word representations. In *Proceedings of NAACL-HLT*. 2227–2237.
- [38] Steffen Rendle, Christoph Freudenthaler, Zeno Gantner, and Lars Schmidt-Thieme. 2012. BPR: Bayesian personalized ranking from implicit feedback. *arXiv preprint arXiv:1205.2618* (2012).
- [39] Yu Rong, Wenbing Huang, Tingyang Xu, and Junzhou Huang. 2019. Droppedge: Towards deep graph convolutional networks on node classification. *arXiv preprint arXiv:1907.10903* (2019).
- [40] Aravind Sankar, Yozen Liu, Jun Yu, and Neil Shah. 2021. Graph neural networks for friend ranking in large-scale social platforms. In *Proceedings of the Web Conference 2021*. 2535–2546.
- [41] Markus Schedl. 2016. The lfm-1b dataset for music retrieval and recommendation. In *Proceedings of the 2016 ACM on international conference on multimedia retrieval*. 103–110.
- [42] Tobias Schnabel, Mengting Wan, and Longqi Yang. 2022. Situating Recommender Systems in Practice: Towards Inductive Learning and Incremental Updates. *arXiv preprint arXiv:2211.06365* (2022).
- [43] Shalin Shah. 2023. A Survey of Latent Factor Models for Recommender Systems and Personalization. *Authorea Preprints* (2023).
- [44] Jiahui Shi, Vivek Chaurasiya, Yozen Liu, Shubham Vij, Yan Wu, Satya Kanduri, Neil Shah, Peicheng Yu, Nik Srivastava, Lei Shi, et al. 2023. Embedding Based Retrieval in Friend Recommendation. (2023).
- [45] Aixin Sun. 2023. On Challenges of Evaluating Recommender Systems in an Offline Setting. In *Proceedings of the 17th ACM Conference on Recommender Systems*. 1284–1285.
- [46] Aixin Sun. 2023. Take a Fresh Look at Recommender Systems from an Evaluation Standpoint. In *Proceedings of the 46th International ACM SIGIR Conference on Research and Development in Information Retrieval*. 2629–2638.
- [47] Qiaoyu Tan, Ninghao Liu, Xing Zhao, Hongxia Yang, Jingren Zhou, and Xia Hu. 2020. Learning to hash with graph neural networks for recommender systems. In *Proceedings of The Web Conference 2020*. 1988–1998.

- [48] Shantanu Thakoor, Corentin Tallec, Mohammad Gheshlaghi Azar, Mehdi Azabou, Eva L. Dyer, Rémi Munos, Petar Velickovic, and Michal Valko. 2022. Large-Scale Representation Learning on Graphs via Bootstrapping. In *The Tenth International Conference on Learning Representations, ICLR 2022, Virtual Event, April 25-29, 2022*. OpenReview.net, Virtual, 1–18. <https://openreview.net/forum?id=0UXT6PpRpW>
- [49] Manasi Vartak, Arvind Thiagarajan, Conrado Miranda, Jeshua Bratman, and Hugo Larochelle. 2017. A meta-learning perspective on cold-start recommendations for items. *Advances in neural information processing systems* 30 (2017).
- [50] Maksims Volkovs, Guangwei Yu, and Tomi Poutanen. 2017. Dropoutnet: Addressing cold start in recommender systems. *Advances in neural information processing systems* 30 (2017).
- [51] Chenyang Wang, Yuanqing Yu, Weizhi Ma, Min Zhang, Chong Chen, Yiqun Liu, and Shaoping Ma. 2022. Towards representation alignment and uniformity in collaborative filtering. In *Proceedings of the 28th ACM SIGKDD Conference on Knowledge Discovery and Data Mining*. 1816–1825.
- [52] Li Wang, Binbin Jin, Zhenya Huang, Hongke Zhao, Defu Lian, Qi Liu, and Enhong Chen. 2021. Preference-Adaptive Meta-Learning for Cold-Start Recommendation.. In *IJCAI*. 1607–1614.
- [53] Ruoxi Wang, Bin Fu, Gang Fu, and Mingliang Wang. 2017. Deep & cross network for ad click predictions. In *Proceedings of the ADKDD'17*. 1–7.
- [54] Ruoxi Wang, Rakesh Shivanna, Derek Cheng, Sagar Jain, Dong Lin, Lichan Hong, and Ed Chi. 2021. Dcn v2: Improved deep & cross network and practical lessons for web-scale learning to rank systems. In *Proceedings of the web conference 2021*. 1785–1797.
- [55] Tongzhou Wang and Phillip Isola. 2020. Understanding contrastive representation learning through alignment and uniformity on the hypersphere. In *International Conference on Machine Learning*. PMLR, 9929–9939.
- [56] Kilian Weinberger, Anirban Dasgupta, John Langford, Alex Smola, and Josh Attenberg. 2009. Feature hashing for large scale multitask learning. In *Proceedings of the 26th annual international conference on machine learning*. 1113–1120.
- [57] Liangwei Yang, Zhiwei Liu, Chen Wang, Mingdai Yang, Xiaolong Liu, Jing Ma, and Philip S Yu. 2023. Graph-based Alignment and Uniformity for Recommendation. In *Proceedings of the 32nd ACM International Conference on Information and Knowledge Management*. 4395–4399.
- [58] Junliang Yu, Xin Xia, Tong Chen, Lizhen Cui, Nguyen Quoc Viet Hung, and Hongzhi Yin. 2023. XSimGCL: Towards extremely simple graph contrastive learning for recommendation. *IEEE Transactions on Knowledge and Data Engineering* (2023).
- [59] Caojin Zhang, Yicun Liu, Yuanpu Xie, Sofia Ira Ktena, Alykhan Tejani, Akshay Gupta, Pranay Kumar Myana, Deepak Dilipkumar, Suvadip Paul, Ikuhiro Ihara, et al. 2020. Model size reduction using frequency based double hashing for recommender systems. In *Proceedings of the 14th ACM Conference on Recommender Systems*. 521–526.
- [60] Hanwang Zhang, Fumin Shen, Wei Liu, Xiangnan He, Huanbo Luan, and Tat-Seng Chua. 2016. Discrete collaborative filtering. In *Proceedings of the 39th International ACM SIGIR conference on Research and Development in Information Retrieval*. 325–334.
- [61] Kunpeng Zhang, Shaokun Fan, and Harry Jiannan Wang. 2018. An efficient recommender system using locality sensitive hashing. (2018).
- [62] Tong Zhao, Gang Liu, Daheng Wang, Wenhao Yu, and Meng Jiang. 2022. Learning from counterfactual links for link prediction. In *International Conference on Machine Learning*. PMLR, PMLR, Cambridge, MA, 26911–26926.
- [63] Wayne Xin Zhao, Yupeng Hou, Xingyu Pan, Chen Yang, Zeyu Zhang, Zihan Lin, Jingsen Zhang, Shuqing Bian, Jiakai Tang, Wenqi Sun, et al. 2022. RecBole 2.0: towards a more up-to-date recommendation library. In *Proceedings of the 31st ACM International Conference on Information & Knowledge Management*. 4722–4726.
- [64] Wayne Xin Zhao, Shanlei Mu, Yupeng Hou, Zihan Lin, Yushuo Chen, Xingyu Pan, Kaiyuan Li, Yujie Lu, Hui Wang, Changxin Tian, et al. 2021. Recbole: Towards a unified, comprehensive and efficient framework for recommendation algorithms. In *proceedings of the 30th acm international conference on information & knowledge management*. 4653–4664.
- [65] Wenqing Zheng, Edward W Huang, Nikhil Rao, Sumeet Katariya, Zhangyang Wang, and Karthik Subbian. 2021. Cold brew: Distilling graph node representations with incomplete or missing neighborhoods. *arXiv preprint arXiv:2111.04840* (2021).
- [66] Yanqiao Zhu, Yichen Xu, Feng Yu, Qiang Liu, Shu Wu, and Liang Wang. 2020. Deep Graph Contrastive Representation Learning. *CoRR* abs/2006.04131 (2020), 1–17. [arXiv:2006.04131](https://arxiv.org/abs/2006.04131) <https://arxiv.org/abs/2006.04131>