

Science with a wide-field UV transient explorer

I. Sagiv

`ilan.sagiv@weizmann.ac.il`

A. Gal-Yam¹

E. O. Ofek

E. Waxman

O. Aharonson

*Department of Particle Physics and Astrophysics, Faculty of Physics, The Weizmann
Institute of Science, Rehovot 76100, Israel*

E. Nakar

D. Maoz

School of Physics and Astronomy, Tel Aviv University, 93387 Tel Aviv, Israel

B. Trakhtenbrot²

*Department of Particle Physics and Astrophysics, Faculty of Physics, The Weizmann
Institute of Science, Rehovot 76100, Israel*

S. R. Kulkarni

E. S. Phinney

*Division of Physics, Astronomy, and Mathematics, California Institute of Technology,
91105 Pasadena, California*

J. Topaz

*Department of Particle Physics and Astrophysics, Faculty of Physics, The Weizmann
Institute of Science, Rehovot 76100, Israel*

C. Beichman

*Division of Geophysics and Planetary Science, California Institute of Technology, 91105
Pasadena, California*

J. Murthy

Indian Institute of Astrophysics, Koramangala, Bangalore 560 034, India

S. P. Worden

NASA Ames Research Center, Moffett Field, 94035 California

ABSTRACT

The time-variable electromagnetic sky has been well-explored at a wide range of wavelengths. Numerous high-energy space missions take advantage of the dark γ -ray and X-ray sky and utilize very wide field detectors to provide almost continuous monitoring of the entire celestial sphere. In visible light, new wide-field ground-based surveys cover wide patches of sky with ever decreasing cadence, progressing from monthly-weekly time scale surveys to sub-night sampling. In the radio, new powerful instrumentation offers unprecedented sensitivity over wide fields of view, with pathfinder experiments for even more ambitious programs underway. In contrast, the ultra-violet (UV) variable sky is relatively poorly explored, even though it offers exciting scientific prospects. Here, we review the potential scientific impact of a wide-field UV survey on the study of explosive and other transient events, as well as known classes of variable objects, such as active galactic nuclei and variable stars. We quantify our predictions using a fiducial set of observational parameters which are similar to those envisaged for the proposed ULTRASAT mission. We show that such a mission would be able to revolutionize our knowledge about massive star explosions by measuring the early UV emission from hundreds of events, revealing key physical parameters of the exploding progenitor stars. Such a mission would also detect the UV emission from many tens of tidal-disruption events of stars by supermassive black holes at galactic nuclei and enable a measurement of the rate of such events. The overlap of such a wide-field UV mission with existing and planned gravitational-wave and high-energy neutrino telescopes makes it especially timely.

¹Kimmel Investigator

²Benoziyo Fellow

1. Introduction

The coming decade is expected to be a golden age for time-domain astronomy, which has been identified as an area of unusual discovery potential by the 2010 Decadal Survey.

There are three reasons for this developing focus. In most electromagnetic bands the static sky has been imaged to interesting depths: FIRST (Becker et al. 1995) and NVSS (Condon et al. 1998) in radio, 2MASS (Skrutskie et al. 2006), UKIDSS (Lawrence et al. 2007) and WISE (Wright et al. 2010) in IR, SDSS (York et al. 2000) in optical, GALEX AIS in UV (Martin et al. 2005), and ROSAT (Voges et al. 1999) in X-rays.

Next, technology is now enabling efficient monitoring of large swaths of sky. Advances include arrays of sensitive detectors in the IR, visible and UV, as well as increase in computing power, data storage capacity, and improved communications. Following advances in astronomical software designed for handling large-area static surveys, new development is focussed on various aspects of time-domain investigation, such as variability detection, in particular via image-subtraction methods (Alard and Lupton 1998; Bramich 2008), event classification (Bloom et al. 2012; Brink et al. 2012) and real-time processing and follow-up (Gal-Yam et al. 2011).

Finally, some of the most exciting frontiers, particularly those related to cosmic explosions, require wide-field time-domain imaging surveys. Examples include the discovery of rare or unusual transient events, (Quimby et al. 2007; Barbary et al. 2009; Gal-Yam et al. 2009; Quimby et al. 2011; Gal-Yam 2012; Gezari et al. 2012; Chornock et al. 2013; Cenko et al. 2012, 2013), as well as systematic studies of unbiased object samples (Arcavi et al. 2010; Neill et al. 2011; van Velzen et al. 2011; Quimby et al. 2013; Gezari et al. 2013). An additional exciting prospect is the discovery and follow-up of electromagnetic counterparts of poorly-localized non-electromagnetic signals, such as high-energy neutrino or gravitational-wave sources (Nakar and Piran 2011; Metzger and Berger 2012; LIGO Scientific Collaboration et al. 2012; Abbasi et al. 2012).

It should therefore not come as a surprise that the Large Synoptic Survey Telescope (LSST), a wide field optical survey telescope, was the top choice of the US astronomical community for ground-based astronomy. Radio astronomers are developing powerful mapping machines such as LOFAR, MWA and APERTIF (and ultimately SKA) that will also study transients. The dynamic sky has been a major science driver for high-energy X- and γ -ray astronomy, with current (Swift, Fermi, MAXI/ISS) and future (e.g., AstroSAT, SVOM, LOFT) space missions offering wide-field capabilities.

In contrast, there has been little time domain study and exploration in the Ultra-violet (100-300nm). This is all the more surprising given that several major questions in astronomy

(reviewed below) can be addressed even by a modest UV time domain explorer. Historically, exploration of the UV by photoelectric missions (OAO 2-3, TD-1A, ANS) provided photometry and spectroscopy of stars and studied bright Galactic variables and novae (Code et al. 1970; Rogerson et al. 1973). Subsequent missions such as IUE, FUSE and HST focused on single-object spectroscopy, with narrow fields of view prohibiting survey operations. Only in 2003 the 1.2 deg² field GALEX mission (Martin et al. 2005) begun the first systematic study of the extra-galactic static sky, and a more very limited time-domain program (Welsh et al. 2005; Gezari et al. 2013).

Below we give an overview of possible science that will be enabled by a wide field UV transient explorer. § 2 discusses how the death of massive stars can be explored. In § 3 we describe how Gamma Ray Burst (GRB) afterglows can be explored and orphan GRBs discovered. In § 4 we discuss the study of tidal disruption events (TDEs) and in § 5 describes studies of AGN variability. Sections § 6 and § 7 discuss planetary transits and variable star studies, while § 8 describes solar-system studies. In § 9 we consider searches for the electromagnetic counterparts to Gravitational-Wave (GW) and high-energy neutrino sources. In § 10 we describe the design parameters of the proposed ULTRASAT mission which we use as fiducial to quantify our predictions above. We conclude in § 11 with a summary of the expected impact of an ULTRASAT-like mission.

2. Death of Massive Stars

The explosive death of massive stars as SNe is a complex unsolved astrophysical questions, defined as a science frontier question by the 2010 decadal survey¹. Determining the physical properties of massive stars prior to explosion is a critical step towards solving this problem; the pre-explosion stellar state sets the initial conditions to any computational investigation of the explosive process. Direct identification of SN progenitor stars in pre-explosion images is limited, as it can only be applied to explosions in nearby galaxies (typically ~ 20 Mpc away) and requires that high-spatial-resolution and deep images (mostly by *HST* were acquired prior to the explosion; these conditions are met only for a couple of events per year. Only about ten such relatively nearby massive stars have been confirmed as SN progenitors (Smartt et al. 2009; Maund et al. 2013).

Early UV observations of SN explosions provide a powerful method to study the properties (e.g., radius, surface composition) of exploding massive stars (Chevalier 1992; Matzner and McKee 1999; Nakar and Sari 2010; Rabinak and Waxman 2011). Following the supernova explosion

¹New Worlds, New Horizons in Astronomy and Astrophysics, pages 57, 247, SSE-3

a shock wave propagates outward from the core of the star through its optically thick envelope. When the shock wave reaches the outer regions where the optical depth is such that the photon diffusion time scale is shorter than the hydrodynamical time scale, the photons can escape the star; this is usually called the *shock breakout* flare, and would constitute the first electromagnetic signal for the explosion that an outside observer can detect. For supergiant stars the initial shock breakout signal is expected to be in the X-ray/UV and its duration is directly proportional to the radius of the progenitor star. Following this initial flare, the thermal energy deposited by the shock in the expanding envelope continues to diffuse out; we will call this the *shock cooling* emission. The bolometric luminosity of the shock cooling emission is almost constant, while the temperature of the radiating gas declines. The shock cooling signal will be prominent in the UV. The measured flux will rise as the peak of the emitted spectrum cools and passes through the observed band and will then decline as further cooling drives the emission peak to redder wavelengths (Figure 1, bottom). The rate of cooling (and thus the time it takes for the flux to peak in a given band) depends on the stellar radius and the composition of the envelope which determines the opacity. For supergiant star explosions with thick hydrogen envelopes, the opacity is known (Thomson scattering) and time independent, so the radius is straightforwardly inferred. For compact Wolf-Rayet (W-R) stars the opacity is time-dependant and a function of the surface composition (mass fraction of He, C and O). Rabinak and Waxman (2011) show that, given a well-sampled light curve, one can infer both the stellar radius and the surface composition, as well as the ratio of explosion energy to ejected mass (E/M) and the relative extinction towards an explosion.

The shock-cooling emission lasts a few hours for compact WR stars (Rabinak and Waxman 2011; Piro and Nakar 2012) and approximately a day for red supergiants (Nakar and Sari 2010; Rabinak and Waxman 2011). This early emission provides constraints on the progenitor radius and chemical composition, which can not be derived from later (<few days) ground observations, since by the time the shock cools enough for visible light to be below the peak emissivity, complicating radiation from other sources (e.g., radioactivity, recombination) interferes with these measurements, and the total emission from shock cooling in compact stars become very faint and difficult to observe.

A UV wide-field transient explorer can detect the *shock breakout* flare from the largest stars, and those exploding within an extended circum-stellar medium (e.g. PTF09uj; Ofek et al. 2010), as well as the *shock cooling signal* from numerous supergiant and W-R massive stars, as predicted by theory and demonstrated by available observations (Figure 2). Combined space-UV and ground-based observations triggered by a UV transient explorer would yield an unprecedented wealth of data about massive star explosions (Table 1), going beyond the stellar radius and surface composition (and thus the stellar class of the progenitor: red or blue supergiant, or W-R star). Such information includes direct measurements of the dust

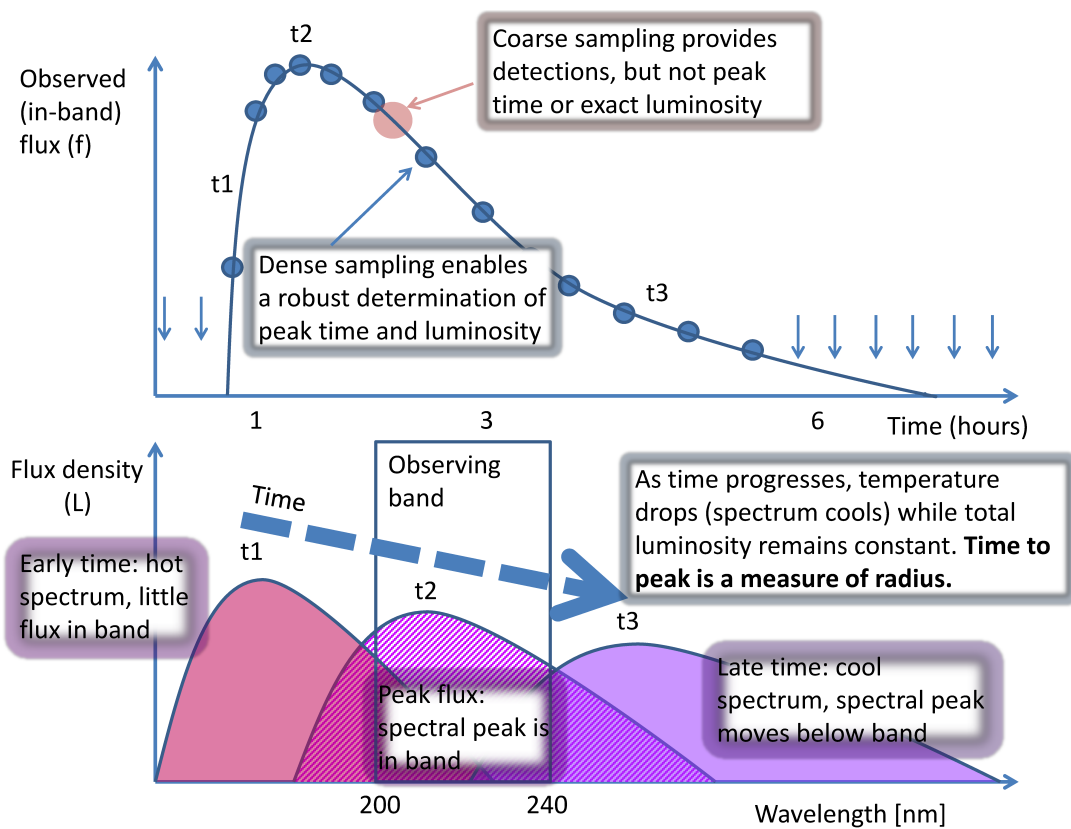


Fig. 1.— Bottom: a heuristic description of shock cooling emission from a massive star explosion. While the bolometric luminosity is almost constant, the decline in temperature leads to a rise and fall when observing in a given UV band. A well measured UV light curve (top) provides a measurement of the radius and surface composition of the exploding star.

extinction curve toward the progenitor location, removing uncertainties in measured quantities due to extinction (Rabinak and Waxman 2011) and the amount of radioactive ^{56}Ni into the ejecta (a probe of the explosion mechanism and geometry; Piro and Nakar 2012). As the early UV data measure the ratio of explosion energy to ejected mass, E/M , derivation of the ejecta mass M from modeling of late-time data (light curves and nebular spectra) would provide information about the explosion energy. Measurements of early-UV photometry and early spectroscopic velocity measurements that diverge from predictions of simple models would indicate non-standard stellar density profiles (e.g., Bersten et al. 2012) while early UV observations of explosions occurring in thick circum-stellar medium would probe the final stages of massive star evolution just prior to explosion (e.g., Ofek et al. 2013b and references within). Assuming fiducial survey parameters (§ 10), the known UV signals (Fig. 2) and local SN rates, one could study ~ 100 such events per year². Analysis of such a sample of massive star explosions would shed new light on the final stages of massive-star evolution and the explosive deaths of these stellar giants.

3. GRB afterglows

3.1. Untriggered GRBs

More than half of all Gamma-Ray Bursts (GRB) are associated with an optical/UV counterpart signal that lasts between minutes to few days (Cenko et al. 2009). The afterglow is supposedly generated by the interaction of relativistic expanding shells with the surrounding medium. The resulting light curve is a complex, time-dependent combination of several components (reverse shock, jet break, density bumps, late energy injection) and unraveling them provides valuable information regarding the physics and energies of the explosion.

Detection of the afterglow in the near UV is limited to the closest GRBs since above $z \sim 1$, intergalactic Lyman absorption will suppress the signal. In addition, UV observations suffer from higher host galaxy extinction. We estimate the fraction of GRB afterglows that will be detectable in the UV at a fiducial sensitivity (§ 10) using the complete sample of Cenko et al. (2009) and typical UV-R afterglow colors ($UV - R = 0$ mag). Of the ~ 1000 GRBs occurring every year, about 10 will happen within the field of view of a mission with fiducial parameters as specified in § 10 (covering $\sim 1.2\%$ of the sky at any given

²It is interesting to note that should a nearby SN Ia occur within the surveyed field of view, limits on the shock-cooling emission from it would place interesting constraints on the progenitor system (Piro et al. 2010; Rabinak et al. 2012)

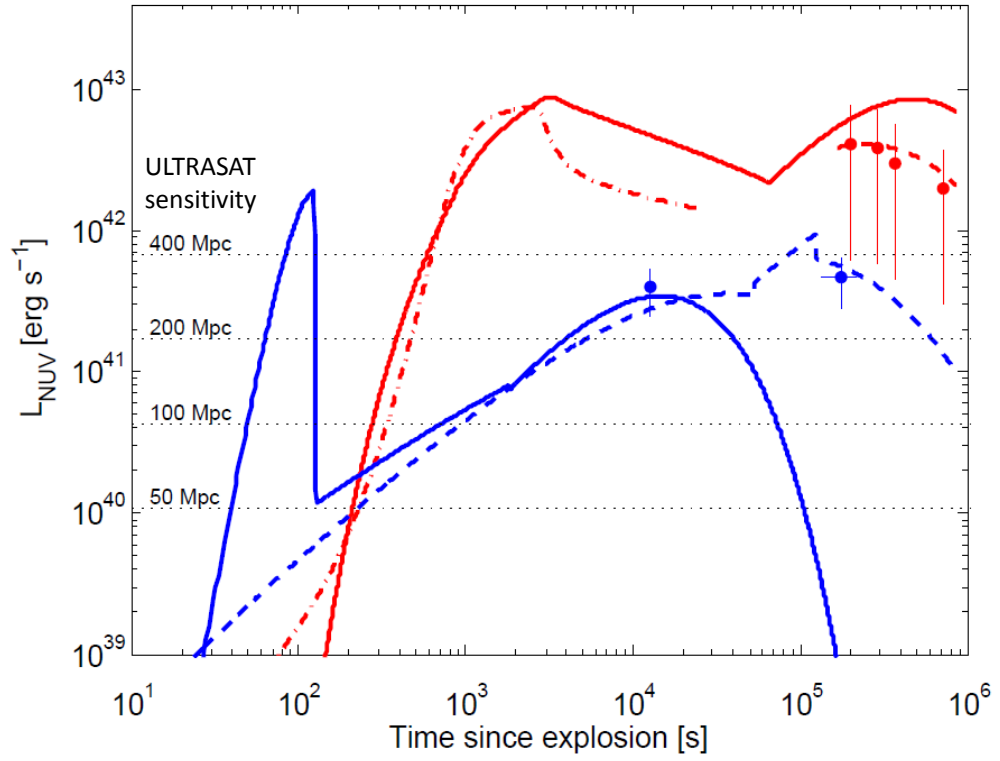


Fig. 2.— Theoretical shock-cooling models in the mid-UV band (200-240nm) (Solid: Nakar and Sari (2010); dashed: Rabinak and Waxman (2011); dash-dot: Sapir et al. in preparation) compare well with observations (red data points: binned observations of Type II SNe from Gezari et al. 2008b; blue points: binned observations of Type Ib SN 2008D from Soderberg et al. 2008). Red and blue curves are predictions for red supergiant and W-R star explosions, respectively.

Physical property	Required data	Reference
Pre-explosion stellar radius	Early UV photometry	Nakar and Sari 2010 Rabinak and Waxman 2011
Surface chemical Composition	Early UV photometry	Rabinak and Waxman 2011
Dust extinction curve towards the SN	Early UV photometry augmented by ground optical/IR data	Rabinak and Waxman 2011
Amount of radioactive ^{56}Ni mixing into the ejecta	Early UV photometry plus optical photometry and early spectroscopy	Piro and Nakar 2012
Explosion energy	Early UV photometry and late-time ground observations	Rabinak and Waxman 2011
Progenitor density profile	Early UV photometry augmented by spectroscopic temperature measurements	Bersten et al. 2012
Recent progenitor mass-loss	Early UV photometry combined with spectroscopic velocity measurements	Ofek et al. 2010, 2013b,a Chevalier and Irwin 2011 Balberg and Loeb 2011 Svirski et al. 2012

Table 1: Physical properties derived from early UV observations of massive star explosions

moment, down to $\text{NUV} \sim 21$ mag AB), and will be detectable. These GRBs will therefore be observed regardless of a high-energy trigger, and their early afterglow emission will be followed continuously at minute-timescale temporal resolution.

3.2. Orphan GRB

Gamma-Ray Bursts are assumed to be collimated explosions, powered by ultra-relativistic jets that are a few degrees wide (see Piran 2004 for review). Although indirect evidence supports this model, a direct observational demonstration of the collimated nature of the outflow would be very valuable.

A testable prediction of the narrow jet model is that the radiation beaming angle should become wider with time as the jet decelerates. Thus, low-energy afterglow emission recorded hours-days after the burst should be seen by observers out of the initial opening angle of

the prompt gamma-ray emission cone. The hypothesized event of afterglow emission seen without a high-energy (gamma- or X-ray) emission has been termed “orphan GRB” (Rhoads 1997).

The orphan events are 100 time more abundant (Guetta et al. 2005; Ghirlanda et al. 2013) but are orders of magnitude fainter than the GRB prompt emission and have not been detected so far, with a single possible exception (Cenko et al. 2013). In flux limited surveys we expect a $\sim 1 : 1$ ratio of orphan to regular GRBs (Nakar et al. 2003). A wide field UV transient explorer will thus be able to detect of order 10 events per year. Assuming future high energy missions maintain the current sky coverage provided by *Swift* and Fermi/GBM ($\sim 50\%$), we can expect a handful of bona-fide orphan afterglows per year, i.e., events which are detected as UV transients (with precise temporal information and spatial localization) and yet have no high-energy detection, even though they have occurred within sky areas covered by sensitive space missions. Later optical/radio observations would be useful to confirm the identity of such transients, e.g., by identification of an associated GRB-SN, or a long-lived radio afterglow (Cenko et al. 2013). Detection of even a single orphan afterglow will provide a valuable direct confirmation of the GRB jet model. The ratio of orphan GRB afterglows (prompt UV without high-energy emission) to normal events (prompt γ -ray emission and UV afterglow) will measure the GRB jet opening angle. A measurement of the average jet opening angle will allow accurate translation of observed to isotropic energy, settling the true energy budget of GRBs.

4. Tidal Disruption Flares

When a star passes close enough to a super-massive black hole (SMBH) with a mass $< 10^8 M_\odot$ (for a solar mass main sequence star) it is shredded by tidal forces. Part of the stellar material goes into a bound orbit, creating a short-lived accretion disk around the SMBH, leading to flaring emission in UV-X ray light. Such tidal disruption events (TDEs), first considered by Lacy et al. (1982), are of extreme interest for the following reasons.

First, they are probing the properties of SMBHs in the center of inactive galaxies, which are difficult to observe by other means. Second, they probe the stellar population and dynamics at the vicinity of these black holes, which determines the rate at which the SMBH is fed. Third, they can provide a robust estimate of the rate of gravitational waves from extreme mass ratio inspirals. Finally, we have still a lot to learn about the physical processes that are involved in the sequence of disruption, accretion disk build up, the accretion itself and the generation of various types of outflows, all reflected in the emission profile and spectrum of such events.

A large sample of observed TDEs would be extremely useful to tackle the above questions. For example, a study of the dependence of TDE rates and properties on the galaxy type can provide us with a completely new angle to study the connection between galaxy formation and the growth of SMBHs; the rates in particular are expected to be strongly dependant (and therefore an excellent probe) of the inner structure of galaxies. Triaxial galactic nuclei will lead to enhanced rates (by 1 – 2 orders of magnitude; Poon and Merritt 2004) compared to standard spherical models (Magorrian and Tremaine 1999).

To date there are only a handful of TDE *candidates*, observed in gamma-ray (Bloom et al. 2011; Burrows et al. 2011; Cenko et al. 2012) X-ray (Esquej et al. 2008; Cappelluti et al. 2009; Saxton et al. 2012), optical (van Velzen et al. 2011) and UV (Gezari et al. 2006, 2008a, 2012). None of these candidates is a confirmed TDE, mainly due to the difficulty of ruling out contamination by other object classes (mainly unusual SNe near galactic nuclei, and flares from AGN that are “mostly dormant”). At least in one case the evidence seems strong. PS1-10jh (Gezari et al. 2012), detected by the PS1 ground-based optical survey and studied in the UV by GALEX, shows spectroscopic signatures of a helium-rich outflow, which may be interpreted as the disruption of a helium-rich stellar core; the spectrum does not match any known SN class, and is inconsistent with H-rich outflows from AGN. However, The current small and non-uniform sample of candidates does not enables significant progress regarding the interesting open questions described above. For that purpose, a well-understood sample of dozens of observed TDEs is needed.

The UV is an optimal band to look for TDEs, since this is where a large fraction of the accretion luminosity is released. The UV emission is expected to peak on a time scale of 10 – 30 days at a luminosity of $3 \times 10^{42} - 3 \times 10^{43} \text{ erg s}^{-1}$ (Strubbe and Quataert 2009; Lodato and Rossi 2011). Thus a mission with our fiducial parameters (§ 10) will be sensitive to fluxes predicted by these models for emission during the super-Eddington accretion-driven wind (Strubbe and Quataert 2009) and from the accretion disk (Lodato and Rossi 2011) out to 2 Gpc and 0.5 Gpc, respectively. Adopting a TDE volumetric rate based on analytic (Magorrian and Tremaine 1999; Wang and Merritt 2004) and N-body simulations (Brockamp et al. 2011) estimates of galactic TDE rates, and a local density of SMBHs from Marconi et al. (2004); Hopkins et al. (2007) of $4 \times 10^{-7} \text{ Mpc}^{-3} \text{ yr}^{-1}$, the mission is expected to detect hundreds of TDEs per year. An independent consistent estimate is obtained from the detection of a single robust TDE candidate (PS1-10jh; Gezari et al. 2012) during the GALEX time-domain survey (TDS; Gezari et al. 2013). The TDS survey covered 40 square degrees for 6 months (3 2-month seasons) and found at least one event, leading to an estimated rate of 1 event per 20 square degrees per year. Our fiducial mission has a similar sensitivity and cover ~ 700 square degrees per year of extragalactic high-latitude sky, leading to an estimated detection rate of ~ 35 events per year using the above rate (> 10 events per

year at 90% confidence). Since this rate is only for helium-rich TDEs similar to PS1-10jh, it is a conservative lower limit on the total rate which will be dominated by disruptions of common, H-rich stars, and provides an independent confirmation to the theoretically-derived rate above.

The UV light curves will allow a clean separation from other transients (Figure 3). Detection of such a sample of TDEs will allow a systematic study of their properties and an examination of the rate as a function of host galaxy. Each detection will also place an upper limit on the SMBH mass, and thus probe correlations between host galaxy and SMBH masses (e.g., the $M-\sigma$ relation).

5. AGN variability

It has long been hoped that characterizing the multi-wavelength continuum variability properties of the emission from massive black holes at the centers of galaxies (Active Galactic Nuclei; AGN) will provide clues to the physical processes in the inner regions of their accretion disks, where most of the luminosity is produced. Over the past decade, this characterization has improved, based both on detailed many-epoch studies of samples with a few to about a hundred AGNs (Giveon et al. 1999; Kelly et al. 2009; Mushotzky et al. 2011), and on few-to-tens-of-epoch studies of samples with thousands of objects (e.g., Vanden Berk et al. 2004; Sesar et al. 2006; Wilhite et al. 2008; Welsh et al. 2011; Schmidt et al. 2012; MacLeod et al. 2012).

However, due to the limitations of both approaches, the picture is still unclear regarding the form and amplitude of the variability power spectrum, its dependence on physical parameters (redshift, luminosity, BH mass, Eddington ratio), and the correlations between variations in different wavelength bands (X-ray, UV, optical). Based on studies of a handful of Seyfert galaxies with good sampling, the power spectrum can be described as several broken power laws, with break frequencies that may scale inversely with BH mass, analogous to results for stellar-mass accreting BHs. Mushotzky et al. (2011) have recently used data for four Seyfert galaxies in the Kepler field to probe accurately, for the first time in the optical range, timescales as short as one month to a day. They found a steepening of the power spectrum to slopes of -3 on these timescales, steeper than ever seen for AGNs either in the optical or in X-rays.

Figure 5 shows that observing in the NUV probes the inner regions of the accretion disk; NUV-band observations are sensitive to radii which are almost an order of magnitude smaller compared to those probed by R -band data. This makes a UV study complementary

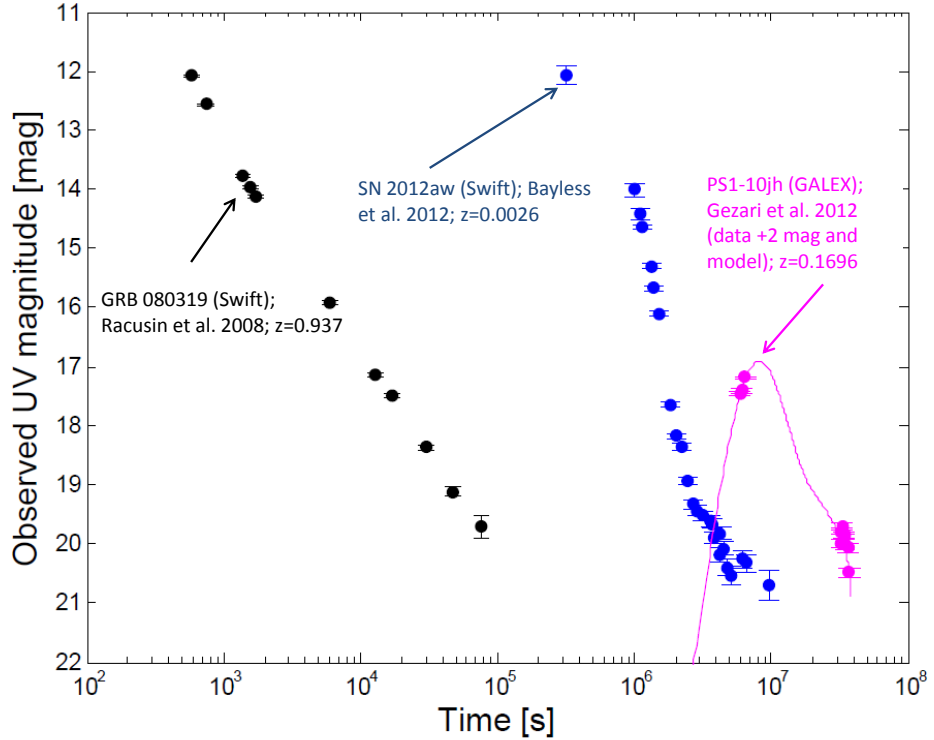


Fig. 3.— UV emission from Supernovae, GRB afterglow and TDEs. Data are in approximately the mid-UV band (200-240 nm), and objects would be well above the sensitivity of our fiducial mission (GRB afterglow data from Racusin et al. 2008; SN 2012aw data from Bayless et al. 2013; TDE data and model from Gezari et al. 2012). Object classes are easily differentiated by their timescales (hours for GRBs, days for SNe, and months for TDEs). Supernovae will typically occur within relatively nearby, star-forming galaxies; GRBs occur in much more distant galaxies, while TDEs typically occur in more luminous hosts, and some would occur in early-type galaxies with little or no ongoing star formation. Note that a continuous sky monitoring by a wide-field UV explorer will provide early UV data, previously only available for GRB afterglows following high-energy triggers, also for SNe and TDEs.

to large optical surveys, and yet opens a window into a relative unexplored region of the accretion disk around AGN.

A UV transient explorer that would combine a wide field of view with minute-scale cadence will chart previously unexplored territory in quasar variability, obtaining both large samples of quasars, and many epochs per quasar. With a full month of continuous minute-scale exposures per field, the power-spectrum can be measured down to short timescales similarly to Mushotzky et al. (2011) but, rather than for four AGNs, for a significantly larger number of quasars (Fig 4).

Our estimate of the expected areal densities of QSOs for our fiducial survey parameters (§ 10), are based on the UV properties of a large number of SDSS QSOs observed in the UV by GALEX. We begin from the SDSS DR7 Quasar Catalog (Schneider et al. 2010), listing 105,783 spectroscopically confirmed, optically-selected, un-obscured (i.e., broad-line or “type-I”) AGNs, most of which are $i < 19.1$ mag sources at $z < 2$, selected over an effective area of 9380 deg^2 . We then used the cross-matched GALEX/GR5 - SDSS/DR7 catalog of Bianchi et al. (2011), to obtain NUV magnitudes (and errors) for all the sources. We used data obtained from all GALEX surveys, and limit our analysis to sources with photometric errors $\Delta\text{NUV} < 0.3 \text{ mag}$.

Figure 4 presents the cumulative areal density of SDSS quasars, according to their GALEX NUV fluxes. At our fiducial flux limit per single visit ($\text{NUV} = 21$), we estimate a density of $> 4.5 \text{ deg}^{-2}$ sources. Assuming the fiducial field of view and yearly observing cycle of ~ 10 independent extragalactic footprints, the expected number of AGN surveyed for variability is ~ 36000 .

We note that this is a conservative lower limit, due the combination of several limitations of the data we used. First, the SDSS QSO catalog is naturally flux-limited, and thus does not contain (optically) faint QSOs, which might still be detected in the UV. Second, the GALEX catalog we used (GR5) includes mainly the rather shallow AIS survey; the fiducial survey we consider here will be significantly deeper once coadded data are considered, and will thus include more UV-faint AGNs. In this context, it should be noted that the cumulative areal density of the SDSS QSOs *alone* (not shown here) reaches $\simeq 10 \text{ deg}^{-2}$ and about .

Such a UV explorer mission would cover the poorly studied UV, and rest-frame far UV for the higher- z quasars (rather than the optical, where variations are smaller; e.g. Giveon et al. 1999; Welsh et al. 2011; Schmidt et al. 2012). Finally it will study bona-fide luminous quasars (which may possibly have lower variation amplitudes than the Seyferts, but this is basically unknown for these timescales). The sub-percent photometric precision for measuring comparable variation amplitudes on one-day timescales (as seen by

Mushotzky et al. 2011) can be achieved by integrating many (> 100) images with lower precision over a day (and further benefit will be provided by time dilation of high-redshift sources). The large sample will allow to bin objects according to the physical attributes derived from their spectra (e.g., black-hole mass and Eddington ratio) and inspect variability properties within each bin.

A UV transient explorer therefore has the potential for important new discoveries in the variability at short timescales in the UV for tens of thousands of luminous AGNs. Results would need to be reproduced by any successful model of AGN accretion disk physics. Apart from studying AGN physics, characterizing fast UV AGN variability would be important for filtering out false transient alerts by other large surveys searching for transient signals (e.g. Gal-Yam et al. 2002; MacLeod et al. 2012), as well as for producing variability-selected AGN samples for cosmological experiments like BigBOSS (Sholl et al. 2012).

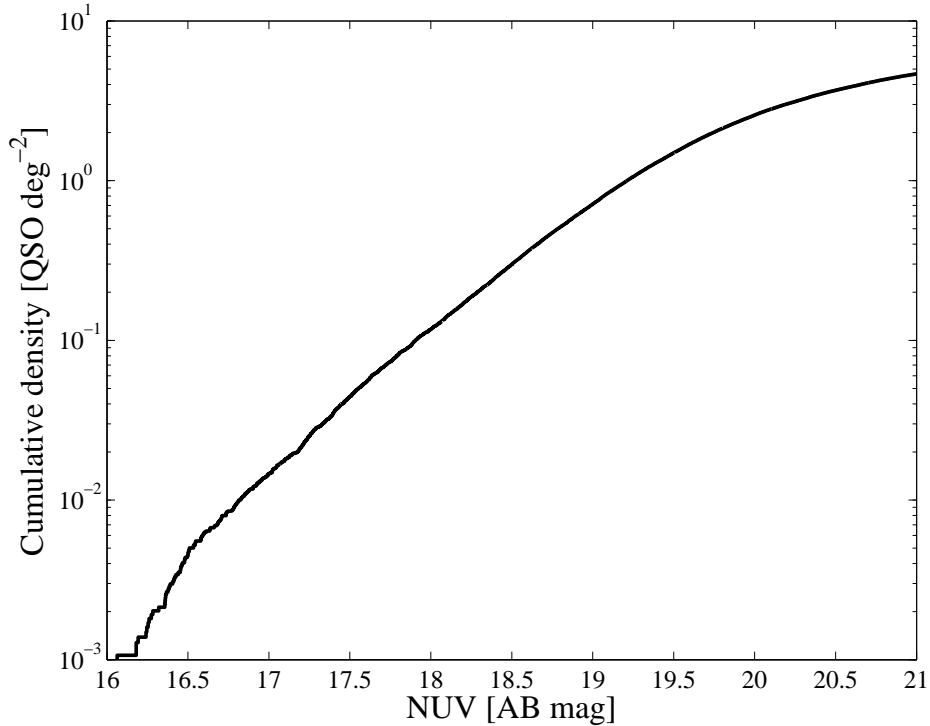


Fig. 4.— The cumulative areal density of spectroscopically confirmed, optically-selected *and* NUV-detected QSOs, as revealed by cross-matching the SDSS/DR7 QSO catalog of Schneider et al. (2010) and the GALEX/GR5 catalog. We only include sources with $\Delta\text{NUV} < 0.3\text{ mag}$. This density is a lower limit on the areal density of QSOs in the NUV band.

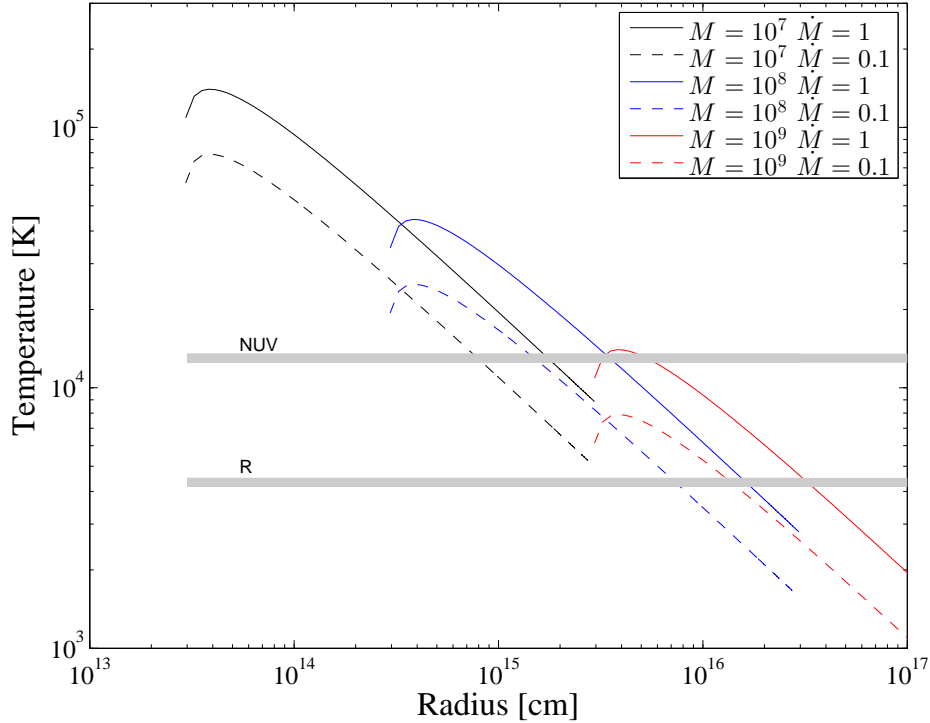


Fig. 5.— The temperature as a function of radius in a simple, optically thick, thin accretion disk for several Black hole mass (marked by M in units of M_{\odot}) and accretion rate (marked by \dot{M} in units of $M_{\odot} \text{ yr}^{-1}$) values. The disk is assumed to span between 10 to 1000 Schwarzschild radii. The gray lines shows the temperature probed by the NUV and R bands. The UV probes significantly smaller radii.

6. Exoplanet transits

Recent years have ushered a revolutionary advance in exoplanet detection. To date, several hundred stars have been confirmed to host orbiting planets (Howard et al. 2012), most detected by their transit light curve (Bordé 2003) in visible light. Discovery of transiting planets relies on the detection of a deficit in the photon flux during the eclipse, a signal whose magnitude scales with the square ratio of the planetary to stellar radii, the eclipse duration, and the observation time (here assumed to be 30 days per FOV; § 10). For a significant detection the flux deficit must exceeds a threshold noise level. A wide-field UV transient explorer offers opportunities to detect planets. As quantified below, planetary transit detections are challenging and require precision measurements, so a conservative approach is warranted in evaluating the potential for such detections.

Several possible subclasses of sources are of particular interest. First, we consider planets

orbiting UV-bright stars, particularly those orbiting O, B, and A type stars, for which no extensive survey has been performed (Johnson et al. 2011), and whose radiative envelopes are likely to be photometrically quiet (Simon et al. 2002). However, we note that the exact level of activity of early type stars is poorly explored. Since these types of stars are considerably shorter lived than Sun-like stars, such detections will provide a snapshot of solar systems in their early stages of formation, and probe planet formation around massive stars.

We estimate the potential results from a mission with our fiducial parameters (§ 10). We model factors contributing to the noise including background ($0.1 \text{ photons s}^{-1} \text{ pixel}^{-1}$), dark current ($0.05 \text{ electrons s}^{-1} \text{ pixel}^{-1}$), readout (4 electrons per readout), digitization noise, shot noise (with a Poisson distribution), and an additional relative accuracy term. The latter accounts for errors induced by spatial variabilities in the detector and temporal variabilities of the starlight. Flat-field errors that vary among observations, variable background sources, multiple source confusion and associated jitter errors will all contribute uncertainty and reduce the effective photometric accuracy, particularly needed for faint sources. Since some of these factors are still unknown, we consider the number of planets that may be found as a function of this additional noise.

We estimate the expected number of stellar sources in the FOV using the Besancon galactic model (Robin et al. 2003), corrected for the Near UV observational band ($200 - 240 \text{ nm}$) using mean spectra of known stars. We find within each FOV observed for 30 days by the nominal system there are several thousand stars for which our accuracy is sufficient to detect a transiting close-in Jupiter-size planet (Figure 6). With an estimated Jupiter-like planet abundance of 1% and a relative accuracy term of 10^{-3} , the survey will find hundreds of such planets within the mission time. It still to be seen if relative accuracy term of 10^{-3} is realistic. Hot stars (O, B, and A type) constitute a significant fraction of these systems, such that detection (or non-detection), would constrain the planetary abundance around massive stars, in contrast with that of the older systems enumerated by Kepler. The Radial Velocity signal of planets orbiting hot stars is difficult to detect for verification. However, even a few detections will be important because of the young, relatively well defined age of such systems.

Secondly, planets transiting evolved stars (giant or sub-giant), whose photospheric temperatures are significantly lower than those of their chromospheres, offer a particular opportunity for study in the UV. Planets orbiting evolved stars were almost exclusively discovered by the Radial Velocity technique thus far. Assef et al. (2009) suggested a new method to detect planets that orbit such stars, by isolating the thin ring of chromospheric emission expected near the limb of evolved stars. The photospheres of these cool stars are significantly colder, and hence dimmer in the UV. A transit of an evolved star would thus exhibit two

drops in the light curve, as the planet occults the relatively bright chromospheric ring on the both the ingress and egress parts of the orbit. Stars with thinner chromospheres would exhibit more distinctive doublets in their light curves. Extended chromospheres (Berio et al. 2011) and those possessing spatial and temporal variability hinder planetary detection, making the planetary discovery science case less certain. But the expected occultation signals resolving stellar chromospheres promise unique and scientifically rich data. In addition to probing planets orbiting giant stars, that cannot be detected by conventional visible light transits due to their relative small size, UV observations of such doubly-transiting planets (and eclipsing binaries in general) can provide valuable information on chromospheric scale heights of evolved stars.

Thirdly, white dwarfs are rare and small, challenging the detection of orbiting planets. However they are bright in the UV, and because of their small size, even relatively small planets can obscure a detectable fraction of the stellar light. While no such systems have been reported to date, a large UV sky survey will include more than 20,000 such objects and may enable the first such discovery (or set a limit on the planetary abundance around WDs).

7. Variable Stars

Many types of variable stars have UV amplitudes which are larger than their visible light variations. Therefore, the UV band may shed new light on some types of variable stars. Here we discuss a few of these classes.

7.1. Eclipsing Binaries

Eclipsing binaries are important for our understanding of stellar parameters and the distance scale. Observations of these stars in the UV may provide two important contributions. First, in some cases it may allow us to study the chromosphere and transition regions of cool stars, via the eclipses of these regions (see §6). For most stars the NUV band is found at the Wein tail of their spectrum, and the luminosity in this band is very sensitive to temperature and metallicity. Therefore, NUV observations, along with visible-light observations, can provide a good description of the components in an eclipsing system, and in some cases can be used to identify systems that are extremely hard to detect in visible light. For example, consider a hot WD eclipsing a main sequence G star. In this case, both primary secondary eclipse signals will have small amplitudes in visible light. However, the

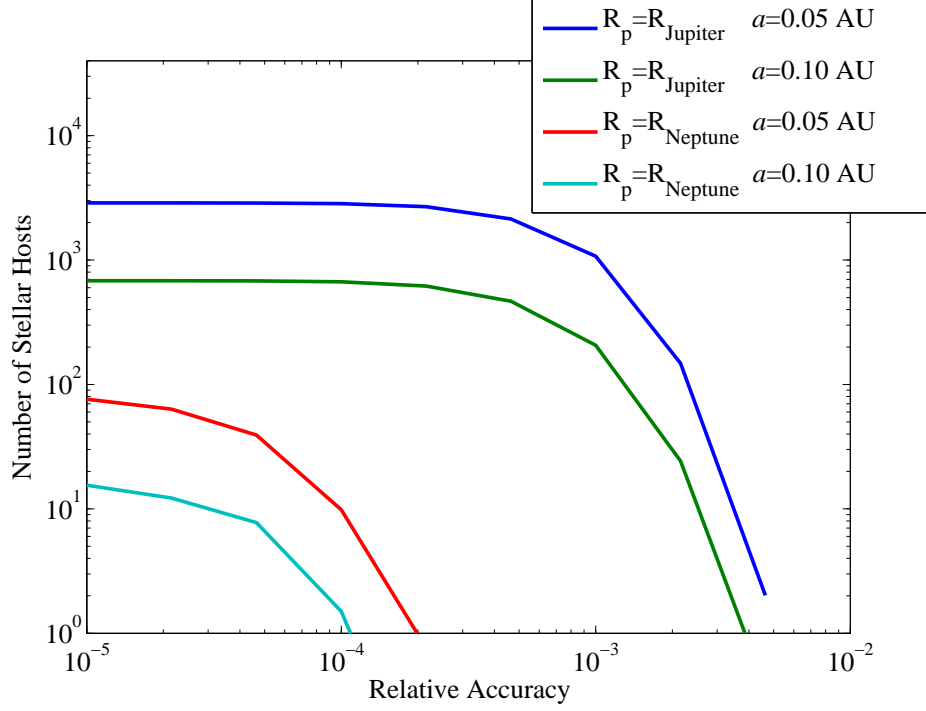


Fig. 6.— We plot the number of stellar sources around which planets would be detectable by a wide-field UV transient explorer (if they exist), as a function of the system relative accuracy. Jupiter-size planets would be detectable orbiting several thousands of stars in tight orbits ($a=0.05$ AU), assuming an isotropic distribution of inclinations. This number decreases with distance from the star, and with planetary radius. Based on experience from ground-based wide-field experiments using CCD detectors (e.g., PTF; Ofek et al. 2012; van Eyken et al. 2011, 2012), we estimate a fiducial mission could achieve a relative accuracy better than 10^{-3} . With an estimated hot Jupiter abundance of 1%, such a survey will find hundreds of planets within the mission time.

secondary eclipses will be quite prominent in the NUV band. Figure 7 shows the primary and secondary eclipse depth as a function of the WD (black-body) temperature, in the r , u and NUV -bands, assuming a primary star with a black body spectrum with temperature of 5700 K and one solar radius, and a WD radius of 10^9 cm. One can see that such a system will be difficult to detect in visible light; but the secondary eclipse signal will be orders of magnitude stronger in the NUV. Such MS-WD systems (including binaries and triples with two WDs in a tight orbit) are of great interest, e.g., as putative progenitors of Type Ia SNe (Iben and Tutukov 1984; Katz and Dong 2012; Kushnir et al. 2013).

7.2. RR Lyr stars

Having long served as Galactic distance indicators, RR Lyr stars have recently become a focus of additional scientific interest as popular tracers of Galactic halo structures (e.g., Sesar et al. 2010) and are being actively used to search for Galactic streams (e.g., Sesar et al. 2012, Drake et al. 2013). As the NUV band is in the Wein tail of the spectrum, the NUV variability amplitude of RR Lyr stars is large compared to the optical variability, making these stars more likely to be detected and their period easier to measure. In addition, UV observations of RR Lyr stars present an opportunity to measure their surface temperature as a function of their phase (e.g., Wheatley et al. 2012). Moreover, Wheatley et al. (2012) showed that when the effective temperature of RR Lyr stars is at its minimum, NUV observations can be used to measure the metallicity of these stars. Such metallicity measurements would be especially valuable for faint and distant RR Lyr stars that trace ancient Galactic halo structure, providing a new key to the formation of our Galaxy.

7.3. Cataclysmic Variables

Cataclysmic variables are WDs accreting matter from a binary companions (Hellier 2001). Several sub-divisions of CVs are recognized, but a ubiquitous property of this class is that these systems emit strong episodic flares; these flare are typically very blue, and could manifest as many-magnitude flares in the blue and UV bands. The combination of time-scales (days), flare amplitudes (magnitudes) and blue colors of the quiescent counterpart are quite unique to these systems.

One of the main observational gaps in studies of these systems is the scarcity of detailed temporal flare profiles; this is due to the fact that the flares are short, and systems are discovered in flare states by low-cadence surveys; in most cases the flare is already declining

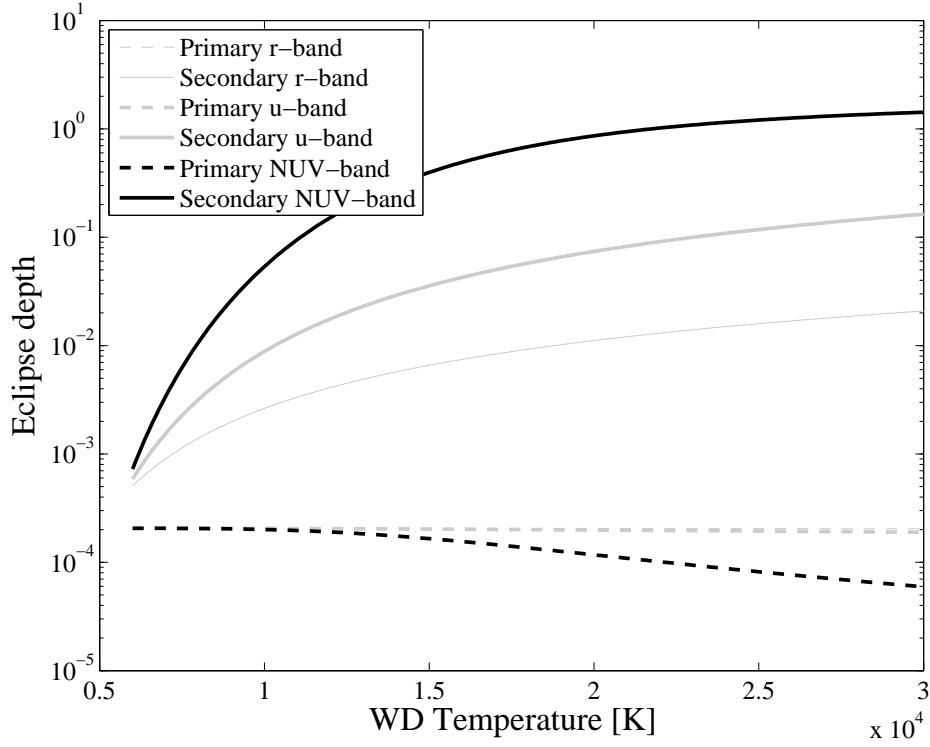


Fig. 7.— The expected primary (solid) and secondary (dashed) eclipse depths for a putative binary system with a main sequence G dwarf primary and a secondary white dwarf of varying temperature. One can see that the secondary eclipse is very prominent in the NUV compared to visible light, more so by orders of magnitude for hot white dwarf stars. UV observations can thus reveal an important population of hot WDs in multiple systems with main-sequence stars.

by the time detailed observations begin.

The fiducial mission described in § 10 below would be a great CV discovery machine, with its very wide field of view and NUV sensitivity, especially during the months that its orbit drives the field of view across the Galactic plane. The observing mode (almost constant monitoring) would provide, for the first time, detailed light curves of CV flares at minute time scales, probably resolving the rise and fine temporal structure. In addition, alerts by such a mission would allow follow-up studies in other wavelengths (e.g., prompt X-ray studies with *Swift* or a successor mission). Such observations offer a broad potential for progress in deciphering the complex physics governing the various classes of CVs.

7.4. Superflares on solar twins and habitability

The fact that the sun is a relatively quiet star has a benevolent impact on life on earth (and more recently, on modern technology and space travel). While many stars in the galaxy are known to episodically emit flares that are much more powerful (up to 10^{39} erg) compared with the strongest solar flares ($\lesssim 10^{32}$ erg; Schaefer 2012 and references therein), it was often believed that solar twins (i.e., slowly-rotating G dwarfs) are as quiet as the Sun.

However, it has recently been demonstrated using Kepler data (Maehara et al. 2012) that even solar twins have superflares that are orders of magnitude stronger than the strongest solar flares on record. As these flares have much better contrast in the NUV (flare flux relative to total photospheric stellar flux) they would be much easier to detect by a mission similar to our fiducial mission described below (§ 10). A broad census of the energy distribution and frequency of strong flares as a function of stellar type and other parameters (e.g. rotation), which such a mission would provide almost by a default, would be extremely valuable to understand flare physics, as well as any astrobiological implications. The potential to trigger multi-wavelength follow-up of powerful flares from nearby solar twins is an especially attractive prospect.

8. Solar System Objects

Solar System objects are expected to be relatively faint in the NUV band. The reasons are that the Solar NUV flux is low and that the albedo of asteroids in the NUV band is lower by a factor of two relative to their visible light albedo (Stern et al. 2011). Nevertheless, a wide field UV satellite mission will detect a wealth of asteroids and NEOs. The colors can provide information about their surface composition, while their magnitude as a function

of phase can provide information about their surface properties (through the opposition effect which is more prominent in the bluer bands; Hapke et al. 1998). Finally, continuous monitoring of asteroids on 10-min to 30-day time scales, is likely to provide the best sample of asteroid rotation periods (e.g., Polishook et al. 2012).

Based on a simulations of the known asteroids in the Solar System, assuming asteroids have a solar-like spectrum and NUV albedo which is half of the visible light albedo, a fiducial mission (§ 10) can detect about 60 asteroids in each field of view, of which 0.5 are NEOs. Over three years baseline, such a mission can observe over 2600 asteroids of which 280 are NEOs.

Given the fiducial cadence (§ 10), we expect to measure the rotation periods for almost all of these asteroids. Observing solar system objects near opposition, the mission will generate accurate UV light curves of the opposition effect. This in turn will allow us to study, in a uniform way, the surface properties of a large sample of asteroids.

9. Gravitational Waves and High Energy ν counterparts

Large scale experiments searching for gravitational waves (GW) from astrophysical sources, such as Advanced LIGO (Harry and LIGO Scientific Collaboration 2010), Virgo (Acernese et al. 2005) and LCGT (Kuroda et al. 2003) are expected to be operational in the near future. The best candidates predicted to produce detectable GW signals are the in-spiral events of double neutron stars (NS-NS) and neutron star-black hole (NS-BH) binary systems. Correlating a GW signal from these experiments with an electromagnetic (EM) counterpart will provide an independent verification of weak signals and therefore substantially improve the surveys effective sensitivity. In addition, the fine spatial localization afforded by EM counterparts would provide crucial information about the sources: measured redshifts of host galaxies would reveal the distance and thus the energy scale, while environmental information (e.g., young vs. old galaxies) will shed further light on the physical nature of the emitting systems.

Several possible candidate EM counterparts to GW sources have been identified. These include Short-duration Gamma Ray Bursts (sGRBs); IR/optical/UV “kilonova” / “macronova” (Kulkarni 2005; Metzger and Berger 2012) and radio afterglows (Nakar and Piran 2011). GW signal localizations will be, at best, down to tens of square degrees (Nissanke et al. 2011). Telescopes with exceptionally wide fields of view will be required to search such large areas. One of the major strength of a wide field space-UV mission would be its capability to rapidly search and identify such EM counterparts and pinpoint their astrophysical source,

if they are UV luminous. Both operational directions - a transient detection in the UV of a potential “macronova” signal which will be followed by a search in GW detector data, or a GW signal that will trigger a target-of-opportunity for the satellite mission - are valuable options.

The estimated GW detection rate, with large uncertainties, is 40 yr^{-1} for NS-NS (Abadie et al. 2010; Kopparapu et al. 2008) and 10 yr^{-1} for NS-BH. Most GW sources that can be detected at reasonable signal-to-noise ratios would have occurred within 50 Mpc, a volume in which good signal-to-noise ratio in the UV would also be provided by a mission with out fiducial parameters (down to events ~ 10 times less luminous than typical SN flares).

A wide field transient explorer may significantly enhance also the sensitivity of high-energy neutrino detectors (Halzen 2007; Montaruli 2012) such as IceCube by reducing their backgrounds through precise timing of the SN explosion providing coincidence with an otherwise sub-threshold neutrino signal. Potential sources include supernova explosions with failed or “choked” jets, that accelerate particles to high energies (leading to pion and neutrino emission) but fail to puncture the stellar surface. Such explosions may be quite common (e.g., appearing as normal SNe Ib/c; Razzaque et al. 2004). Discovery of even a single case would be a breakthrough in high-energy neutrino research, as well as in understanding supernova explosions. Pinpointing an astrophysical source of neutrinos will shed light also on the related open question of the origin of ultrahigh energy cosmic-rays (Waxman 2011), and will enable probing fundamental neutrino properties (e.g., flavor oscillations and coupling to gravity) with an accuracy many orders of magnitude beyond what is currently possible, e.g., using upward moving τ particles (Waxman and Bahcall 1997).

10. A fiducial mission design: the ULTRASAT mission

ULTRASAT - ULtraviolet TRansient Astronomical SATellite - is a proposed wide-field transient explorer satellite mission. The general parameters of the instrument are given in Table 2.

The instrument includes an array of four identical UV imaging 13.3 cm aperture refractive telescopes (f2.4), each with a field of view (FOV) of $11^\circ \times 11^\circ$. A UV enhanced δ -doped (Nikzad et al. 2011) $4k \times 4k$ $15\mu\text{m}$ pixel quad-readout CCD will be mounted at the focal plane of each telescope, providing a pixel scale of 19.3” per pixel after 2×2 binning. Reflective filters are used to prevent out-of-band light from reaching the CCD detectors. The spatial resolution is more than sufficient to determine the position of transient sources

to within an individual typical galaxy. The telescopes observe perpendicular to the Earth's horizon, and roughly point always at the anti-sun direction. The satellite rotates about the FOV axis eight times in an orbit in order to maintain its orientation with respect to the Earth. The telescopes are arranged such that after a 45° rotation alternate fields are interleaved with some overlap, and following an additional 45° rotation, the original field is revisited (Figure 8). The total sky coverage is 802 deg^2 (sampled at alternating steps) with 166 deg^2 overlap observed at every orientation. Each sky position is thus sampled at a cadence between 110s to 24min during approximately one month, as the entire field of view drifts across the sky due to the satellite sun-synchronous orbit.

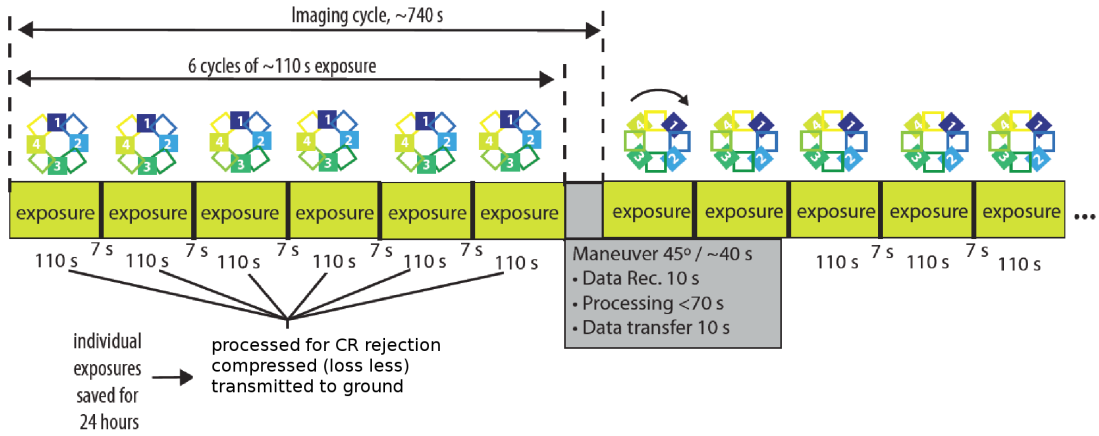


Fig. 8.— The spatial locations of the alternating ULTRASAT field of view.

Each image will be composed of six separate exposures of ~ 110 seconds stored in memory and co-added after cosmic ray rejection. During each image (~ 12 minutes including readout time) the satellite will maintain its pointing and orientation with sub-pixel stability. The images will then be compressed and transmitted to the ground. In addition, 24 hours of raw individual exposures are stored to provide, on request, higher temporal resolution for specific events (cutouts). The satellite will be placed at a low Earth orbit with an inclination of 82° allowing unobstructed continuous observations of a region in the direction opposite the sun. As the Earth revolves around the sun the telescope FOV will shift (once a \sim day), keeping it centered at the anti-sun direction and keeping a maximal margin from the Earth, to minimize the effects of stray light and earthshine. The satellite will be equipped with a real-time communication system based on commercial geostationary communication satellites. The communication system will have sufficient bandwidth to transmit full images (compressed) to the ground. The images will be processed within 10 minutes of arrival to identify transient signals and alerts will be distributed for follow up by telescopes world wide. In addition ULTRASAT will have the capability to receive target of opportunity (ToO) alerts.

Considering orbit and pointing limitations the telescopes will have the ability to point at a given ToO within 30 minutes. More details are available at the project website³.

Field of View	802 deg ²
Cadence	12 min
Spatial resolution	19.3''
Wavelength band	200 nm - 240 nm
Limiting Mag	21 (5σ detection; 12min coadd)
Focal length	$f2.4$
Aperture	13.3 cm

Table 2: ULTRASAT mission design parameters

11. Conclusions

We have reviewed the potential science impact of a wide-field UV transient explorer. In particular, we consider studies of massive star explosions, GRBs and Tidal Disruption Events (Fig. 2, 3), as well as variability studies of AGN, planetary transits and various classes of variable stars. Studies of EM counterparts to GW or high-energy ν sources also offer an exciting prospect. We quantify our analysis using fiducial parameters similar to those of the proposed ULTRASAT mission, and show that such a mission would have a strong impact e.g., on studies of massive stellar death, GRBs and TDEs, as well as numerous other subjects including extra-solar planets. It appears that rich scientific returns can be obtained using a modest space mission focussed on wide-field UV transient surveys.

Acknowledgements

We thank M. Van Kerkwijk and B. E. Schaefer for useful discussions. This research has been supported by grants from the Israeli Space Agency and the Keck Institute for Space Science (KISS).

³<http://www.weizmann.ac.il/astrophysics/ultrasat/>

REFERENCES

- Abadie, J. et al. (2010). TOPICAL REVIEW: Predictions for the rates of compact binary coalescences observable by ground-based gravitational-wave detectors. *Classical and Quantum Gravity*, 27(17):173001.
- Abbasi, et al. (2012). Searching for soft relativistic jets in core-collapse supernovae with the IceCube optical follow-up program. *A&A*, 539:A60.
- Acernese, F. et al., (2005). Status of Virgo. *Classical and Quantum Gravity*, 22:869.
- Alard, C. and Lupton, R. H. (1998). A Method for Optimal Image Subtraction. *ApJ*, 503:325.
- Arcavi, I. et al., (2010). Core-collapse Supernovae from the Palomar Transient Factory: Indications for a Different Population in Dwarf Galaxies. *ApJ*, 721:777–784.
- Assef, R. J., Gaudi, B. S., and Stanek, K. Z. (2009). Detecting Transits of Planetary Companions to Giant Stars. *ApJ*, 701:1616–1626.
- Balberg, S. and Loeb, A. (2011). Supernova shock breakout through a wind. *MNRAS*, 414:1715–1720.
- Barbary, K. et al., (2009). Discovery of an Unusual Optical Transient with the Hubble Space Telescope. *ApJ*, 690:1358–1362.
- Bayless, A. J. et al., (2013). The Long-lived UV ”Plateau” of SN 2012aw. *ApJ*, 764:L13.
- Becker, R. H., White, R. L., and Helfand, D. J. (1995). The FIRST Survey: Faint Images of the Radio Sky at Twenty Centimeters. *ApJ*, 450:559.
- Berio, P. et al., (2011). Chromosphere of K giant stars. Geometrical extent and spatial structure detection. *A&A*, 535:A59.
- Bersten, M. C. et al., (2012). The Type IIb Supernova 2011dh from a Supergiant Progenitor. *ApJ*, 757:31.
- Bianchi, L., Efremova, B., Herald, J., Girardi, L., Zobot, A., Marigo, P., and Martin, C. (2011). Catalogues of hot white dwarfs in the Milky Way from GALEX’s ultraviolet sky surveys: constraining stellar evolution. *MNRAS*, 411:2770–2791.
- Bloom, J. S. et al., (2011). A Possible Relativistic Jetted Outburst from a Massive Black Hole Fed by a Tidally Disrupted Star. *Science*, 333:203–.

- Bloom, J. S. et al., (2012). Automating Discovery and Classification of Transients and Variable Stars in the Synoptic Survey Era. *PASP*, 124:1175–1196.
- Bordé, P. (2003). *Detection and characterization of extrasolar planets using very high precision photometry and infrared interferometry*. PhD thesis, Université Pierre & Marie Curie (Paris 6) LESIA (UMR 8109), Observatoire de Paris, France.
- Bramich, D. M. (2008). A new algorithm for difference image analysis. *MNRAS*, 386:L77–L81.
- Brink, H., Richards, J. W., Poznanski, D., Bloom, J. S., Rice, J., Negahban, S., and Wainwright, M. (2012). Using Machine Learning for Discovery in Synoptic Survey Imaging. *ArXiv e-prints*.
- Brockamp, M., Baumgardt, H., and Kroupa, P. (2011). Tidal disruption rate of stars by supermassive black holes obtained by direct N-body simulations. *MNRAS*, 418:1308–1324.
- Burrows, D. N. et al., (2011). Relativistic jet activity from the tidal disruption of a star by a massive black hole. *Nature*, 476:421–424.
- Cappelluti, N., Ajello, M., Rebusco, P., Komossa, S., Bongiorno, A., Clemens, C., Salvato, M., Esquej, P., Aldcroft, T., Greiner, J., and Quintana, H. (2009). A candidate tidal disruption event in the Galaxy cluster Abell 3571. *A&A*, 495:L9–L12.
- Cenko, S. B., Kelemen, J., Harrison, F. A., Fox, D. B., Kulkarni, S. R., Kasliwal, M. M., Ofek, E. O., Rau, A., Gal-Yam, A., Frail, D. A., and Moon, D.-S. (2009). Dark Bursts in the Swift Era: The Palomar 60 Inch-Swift Early Optical Afterglow Catalog. *ApJ*, 693:1484–1493.
- Cenko, S. B. et al., (2012). Swift J2058.4+0516: Discovery of a Possible Second Relativistic Tidal Disruption Flare? *ApJ*, 753:77.
- Cenko, S. B., Kulkarni, S. R., and et al. (2013). Discovery of a cosmological, relativistic outburst via its fast-fading optical emission. *ApJ*, submitted.
- Chevalier, R. A. (1992). Early expansion and luminosity evolution of supernovae. *ApJ*, 394:599–602.
- Chevalier, R. A. and Irwin, C. M. (2011). Shock Breakout in Dense Mass Loss: Luminous Supernovae. *ApJ*, 729:L6.

- Chornock, R. et al., (2013). PS1-10afx at $z=1.388$: Pan-STARRS1 Discovery of a New Type of Superluminous Supernova. *ArXiv e-prints*.
- Code, A. D., Houck, T. E., McNall, J. F., Bless, R. C., and Lillie, C. F. (1970). Ultraviolet Photometry from the Orbiting Astronomical Observatory. I. Instrumentation and Operation. *ApJ*, 161:377.
- Condon, J. J., Cotton, W. D., Greisen, E. W., Yin, Q. F., Perley, R. A., Taylor, G. B., and Broderick, J. J. (1998). The NRAO VLA Sky Survey. *AJ*, 115:1693–1716.
- Drake, A. J., Catelan, M., Djorgovski, S. G., Torrealba, G., Graham, M. J., Mahabal, A., Prieto, J. L., Donalek, C., Williams, R., Larson, S., Christensen, E., and Beshore, E. (2013). Evidence for a Milky Way Tidal Stream Reaching Beyond 100 kpc. *ApJ*, 765:154.
- Esquej, P., Saxton, R. D., Komossa, S., Read, A. M., Freyberg, M. J., Hasinger, G., García-Hernández, D. A., Lu, H., Rodríguez Zaurín, J., Sánchez-Portal, M., and Zhou, H. (2008). Evolution of tidal disruption candidates discovered by XMM-Newton. *A&A*, 489:543–554.
- Gal-Yam, A. (2012). Luminous Supernovae. *Science*, 337:927–.
- Gal-Yam, A. et al., (2011). Real-time Detection and Rapid Multiwavelength Follow-up Observations of a Highly Subluminous Type II-P Supernova from the Palomar Transient Factory Survey. *ApJ*, 736:159.
- Gal-Yam, A. et al., (2009). Supernova 2007bi as a pair-instability explosion. *Nature*, 462:624–627.
- Gal-Yam, A., Ofek, E. O., Filippenko, A. V., Chornock, R., and Li, W. (2002). SDSS J124602.54+011318.8: A Highly Variable Active Galactic Nucleus, Not an Orphan Gamma-Ray Burst Afterglow. *PASP*, 114:587–592.
- Gezari, S., Basa, S., Martin, D. C., Bazin, G., Forster, K., Milliard, B., Halpern, J. P., Friedman, P. G., Morrissey, P., Neff, S. G., Schiminovich, D., Seibert, M., Small, T., and Wyder, T. K. (2008a). UV/Optical Detections of Candidate Tidal Disruption Events by GALEX and CFHTLS. *ApJ*, 676:944–969.
- Gezari, S. et al., (2012). An ultraviolet-optical flare from the tidal disruption of a helium-rich stellar core. *Nature*, 485:217–220.
- Gezari, S. et al., (2008b). Probing Shock Breakout with Serendipitous GALEX Detections of Two SNLS Type II-P Supernovae. *ApJ*, 683:L131–L134.

- Gezari, S. et al., (2013). The GALEX Time Domain Survey I. Selection and Classification of Over a Thousand UV Variable Sources. *ArXiv e-prints*.
- Gezari, S. et al., (2006). Ultraviolet Detection of the Tidal Disruption of a Star by a Supermassive Black Hole. *ApJ*, 653:L25–L28.
- Ghirlanda, G., Ghisellini, G., Salvaterra, R., Nava, L., Burlon, D., Tagliaferri, G., Campana, S., D’Avanzo, P., and Melandri, A. (2013). The faster the narrower: characteristic bulk velocities and jet opening angles of gamma-ray bursts. *MNRAS*, 428:1410–1423.
- Giveon, U., Maoz, D., Kaspi, S., Netzer, H., and Smith, P. S. (1999). Long-term optical variability properties of the Palomar-Green quasars. *MNRAS*, 306:637–654.
- Guetta, D., Piran, T., and Waxman, E. (2005). The Luminosity and Angular Distributions of Long-Duration Gamma-Ray Bursts. *ApJ*, 619:412–419.
- Halzen, F. (2007). Neutrino Astrophysics Experiments Beneath the Sea and Ice. *Science*, 315:66–.
- Hapke, B., Nelson, R., and Smythe, W. (1998). The Opposition Effect of the Moon: Coherent Backscatter and Shadow Hiding. *Icarus*, 133:89–97.
- Harry, G. M. and LIGO Scientific Collaboration (2010). Advanced LIGO: the next generation of gravitational wave detectors. *Classical and Quantum Gravity*, 27(8):084006.
- Hellier, C. (2001). *Cataclysmic Variable Stars*.
- Hopkins, P. F., Richards, G. T., and Hernquist, L. (2007). An Observational Determination of the Bolometric Quasar Luminosity Function. *ApJ*, 654:731–753.
- Howard, A. W. et al., (2012). Planet Occurrence within 0.25 AU of Solar-type Stars from Kepler. *ApJS*, 201:15.
- Iben, Jr., I. and Tutukov, A. V. (1984). Supernovae of type I as end products of the evolution of binaries with components of moderate initial mass (M not greater than about 9 solar masses). *ApJS*, 54:335–372.
- Johnson, J. A. et al., (2011). Retired A Stars and Their Companions. VII. 18 New Jovian Planets. *ApJS*, 197:26.
- Katz, B. and Dong, S. (2012). The rate of WD-WD head-on collisions may be as high as the SNe Ia rate. *ArXiv e-prints*.

- Kelly, B. C., Bechtold, J., and Siemiginowska, A. (2009). Are the Variations in Quasar Optical Flux Driven by Thermal Fluctuations? *ApJ*, 698:895–910.
- Kopparapu, R. K., Hanna, C., Kalogera, V., O’Shaughnessy, R., González, G., Brady, P. R., and Fairhurst, S. (2008). Host Galaxies Catalog Used in LIGO Searches for Compact Binary Coalescence Events. *ApJ*, 675:1459–1467.
- Kulkarni, S. R. (2005). Modeling Supernova-like Explosions Associated with Gamma-ray Bursts with Short Durations. *ArXiv Astrophysics e-prints*.
- Kuroda, K. et al., (2003). Current status of large-scale cryogenic gravitational wave telescope. *Classical and Quantum Gravity*, 20:871.
- Kushnir, D., Katz, B., Dong, S., Livne, E., and Fernández, R. (2013). The Progenitors of Type Ia Supernova Explosions are Head-On Collisions of White Dwarfs in Triple Systems. *ArXiv e-prints*.
- Lacy, J. H., Townes, C. H., and Hollenbach, D. J. (1982). The nature of the central parsec of the Galaxy. *ApJ*, 262:120–134.
- Lawrence, A. et al., (2007). The UKIRT Infrared Deep Sky Survey (UKIDSS). *MNRAS*, 379:1599–1617.
- LIGO Scientific Collaboration, Virgo Collaboration, Abadie, J., Abbott, B. P., Abbott, R., Abbott, T. D., Abernathy, M., Accadia, T., Acernese, F., Adams, C., and et al. (2012). Implementation and testing of the first prompt search for gravitational wave transients with electromagnetic counterparts. *A&A*, 539:A124.
- Lodato, G. and Rossi, E. M. (2011). Multiband light curves of tidal disruption events. *MNRAS*, 410:359–367.
- MacLeod, C. L., Ivezić, Ž., Sesar, B., de Vries, W., Kochanek, C. S., Kelly, B. C., Becker, A. C., Lupton, R. H., Hall, P. B., Richards, G. T., Anderson, S. F., and Schneider, D. P. (2012). A Description of Quasar Variability Measured Using Repeated SDSS and POSS Imaging. *ApJ*, 753:106.
- Maehara, H., Shibayama, T., Notsu, S., Notsu, Y., Nagao, T., Kusaba, S., Honda, S., Nogami, D., and Shibata, K. (2012). Superflares on solar-type stars. *Nature*, 485:478–481.
- Magorrian, J. and Tremaine, S. (1999). Rates of tidal disruption of stars by massive central black holes. *MNRAS*, 309:447–460.

- Marconi, A., Risaliti, G., Gilli, R., Hunt, L. K., Maiolino, R., and Salvati, M. (2004). Local supermassive black holes, relics of active galactic nuclei and the X-ray background. *MNRAS*, 351:169–185.
- Martin, D. C. et al., (2005). The Galaxy Evolution Explorer: A Space Ultraviolet Survey Mission. *ApJ*, 619:L1–L6.
- Matzner, C. D. and McKee, C. F. (1999). The Expulsion of Stellar Envelopes in Core-Collapse Supernovae. *ApJ*, 510:379–403.
- Maund, J., Reilly, E., and Mattila, S. (2013). A Late-Time View of the Progenitors of Five Type IIP Supernovae. *ArXiv e-prints*.
- Metzger, B. D. and Berger, E. (2012). What is the Most Promising Electromagnetic Counterpart of a Neutron Star Binary Merger? *ApJ*, 746:48.
- Montaruli, T. (2012). High-energy neutrino astronomy. *Journal of Physics Conference Series*, 375(5):052032.
- Mushotzky, R. F., Edelson, R., Baumgartner, W., and Gandhi, P. (2011). Kepler Observations of Rapid Optical Variability in Active Galactic Nuclei. *ApJ*, 743:L12.
- Nakar, E. and Piran, T. (2011). Detectable radio flares following gravitational waves from mergers of binary neutron stars. *Nature*, 478:82–84.
- Nakar, E., Piran, T., and Granot, J. (2003). Variability in GRB afterglows and GRB 021004. *Nature*, 8:495–505.
- Nakar, E. and Sari, R. (2010). Early Supernovae Light Curves Following the Shock Breakout. *ApJ*, 725:904–921.
- Neill, J. D. et al., (2011). The Extreme Hosts of Extreme Supernovae. *ApJ*, 727:15.
- Nikzad, S., Hoenk, M. E., Greer, F., Jacquot, B., Monacos, S., Jones, T. J., Blacksborg, J., Hamden, E., Schiminovich, D., Martin, C., and Morrissey, P. (2011). Delta-doped electron-multiplied CCD with absolute quantum efficiency over 50% in the near to far ultraviolet range for single photon counting applications. *Appl. Opt.*, 51:365.
- Nissanke, S., Sievers, J., Dalal, N., and Holz, D. (2011). Localizing Compact Binary Inspirals on the Sky Using Ground-based Gravitational Wave Interferometers. *ApJ*, 739:99.
- Ofek, E. O. et al., (2013a). X-Ray Emission from Supernovae in Dense Circumstellar Matter Environments: A Search for Collisionless Shocks. *ApJ*, 763:42.

- Ofek, E. O. et al., (2012). The Palomar Transient Factory Photometric Calibration. *PASP*, 124:62–73.
- Ofek, E. O. et al., (2010). Supernova PTF 09UJ: A Possible Shock Breakout from a Dense Circumstellar Wind. *ApJ*, 724:1396–1401.
- Ofek, E. O. et al., (2013b). An outburst from a massive star 40 days before a supernova explosion. *Nature*, 494:65–67.
- Piran, T. (2004). The physics of gamma-ray bursts. *Reviews of Modern Physics*, 76:1143–1210.
- Piro, A. L., Chang, P., and Weinberg, N. N. (2010). Shock Breakout from Type Ia Supernova. *ApJ*, 708:598–604.
- Piro, A. L. and Nakar, E. (2012). Constraints on Shallow ^{56}Ni from the Early Lightcurves of Type Ia Supernovae. *ArXiv e-prints*.
- Polishook, D. et al., (2012). Asteroid rotation periods from the Palomar Transient Factory survey. *MNRAS*, 421:2094–2108.
- Poon, M. Y. and Merritt, D. (2004). A Self-Consistent Study of Triaxial Black Hole Nuclei. *ApJ*, 606:774–787.
- Quimby, R. M., Aldering, G., Wheeler, J. C., Höflich, P., Akerlof, C. W., and Rykoff, E. S. (2007). SN 2005ap: A Most Brilliant Explosion. *ApJ*, 668:L99–L102.
- Quimby, R. M. et al., (2011). Hydrogen-poor superluminous stellar explosions. *Nature*, 474:487–489.
- Quimby, R. M., Yuan, F., Akerlof, C., and Wheeler, J. C. (2013). Rates of superluminous supernovae at $z \sim 0.2$. *MNRAS*.
- Rabinak, I., Livne, E., and Waxman, E. (2012). Early Emission from Type Ia Supernovae. *ApJ*, 757:35.
- Rabinak, I. and Waxman, E. (2011). The Early UV/Optical Emission from Core-collapse Supernovae. *ApJ*, 728:63.
- Racusin, J. L. et al., (2008). Broadband observations of the naked-eye γ -ray burst GRB080319B. *Nature*, 455:183–188.
- Razzaque, S., Mészáros, P., and Waxman, E. (2004). TeV Neutrinos from Core Collapse Supernovae and Hypernovae. *Physical Review Letters*, 93(18):181101.

- Rhoads, J. E. (1997). How to Tell a Jet from a Balloon: A Proposed Test for Beaming in Gamma-Ray Bursts. *ApJ*, 487:L1.
- Robin, A. C., Reyl  , C., Derri  re, S., and Picaud, S. (2003). A synthetic view on structure and evolution of the Milky Way. *A&A*, 409:523–540.
- Rogerson, J. B., Spitzer, L., Drake, J. F., Dressler, K., Jenkins, E. B., Morton, D. C., and York, D. G. (1973). Spectrophotometric Results from the Copernicus Satellite. I. Instrumentation and Performance. *ApJ*, 181:L97–L102.
- Saxton, R. D., Read, A. M., Esquej, P., Komossa, S., Dougherty, S., Rodriguez-Pascual, P., and Barrado, D. (2012). A tidal disruption-like X-ray flare from the quiescent galaxy SDSS J120136.02+300305.5. *A&A*, 541:A106.
- Schaefer, B. E. (2012). Astrophysics: Startling superflares. *Nature*, 485:456–457.
- Schmidt, K. B., Rix, H.-W., Shields, J. C., Knecht, M., Hogg, D. W., Maoz, D., and Bovy, J. (2012). The Color Variability of Quasars. *ApJ*, 744:147.
- Schneider, D. P. et al., (2010). The Sloan Digital Sky Survey Quasar Catalog. V. Seventh Data Release. *AJ*, 139:2360.
- Sesar, B., Cohen, J. G., Levitan, D., Grillmair, C. J., Juri  , M., Kirby, E. N., Laher, R. R., Ofek, E. O., Surace, J. A., Kulkarni, S. R., and Prince, T. A. (2012). Two Distant Halo Velocity Groups Discovered by the Palomar Transient Factory. *ApJ*, 755:134.
- Sesar, B., Svilkovi  , D., Ivezi  ,   ., Lupton, R. H., Munn, J. A., Finkbeiner, D., Steinhardt, W., Siverd, R., Johnston, D. E., Knapp, G. R., Gunn, J. E., Rockosi, C. M., Schlegel, D., Vanden Berk, D. E., Hall, P., Schneider, D. P., and Brunner, R. J. (2006). Variable Faint Optical Sources Discovered by Comparing the POSS and SDSS Catalogs. *AJ*, 131:2801–2825.
- Sesar, B., Vivas, A. K., Duffau, S., and Ivezi  ,   . (2010). Halo Velocity Groups in the Pisces Overdensity. *ApJ*, 717:133–139.
- Sholl, M. J. et al., (2012). BigBOSS: a stage IV dark energy redshift survey. In *Society of Photo-Optical Instrumentation Engineers (SPIE) Conference Series*, volume 8446 of *Society of Photo-Optical Instrumentation Engineers (SPIE) Conference Series*.
- Simon, T., Ayres, T. R., Redfield, S., and Linsky, J. L. (2002). Limits on Chromospheres and Convection among the Main-Sequence A Stars. *ApJ*, 579:800–809.

- Skrutskie, M. F. et al., (2006). The Two Micron All Sky Survey (2MASS). *AJ*, 131:1163–1183.
- Smartt, S. J., Eldridge, J. J., Crockett, R. M., and Maund, J. R. (2009). The death of massive stars - I. Observational constraints on the progenitors of Type II-P supernovae. *MNRAS*, 395:1409–1437.
- Soderberg, A. M. et al., (2008). An extremely luminous X-ray outburst at the birth of a supernova. *Nature*, 453:469–474.
- Stern, S. A., Parker, J. W., Feldman, P. D., Weaver, H. A., Steffl, A., A’Hearn, M. F., Feaga, L., Birath, E., Graps, A., Bertaux, J.-L., Slater, D. C., Cunningham, N., Versteeg, M., and Scherrer, J. R. (2011). Ultraviolet Discoveries at Asteroid (21) Lutetia by the Rosetta Alice Ultraviolet Spectrograph. *AJ*, 141:199.
- Strubbe, L. E. and Quataert, E. (2009). Optical flares from the tidal disruption of stars by massive black holes. *MNRAS*, 400:2070–2084.
- Svirski, G., Nakar, E., and Sari, R. (2012). Optical to X-Ray Supernova Light Curves Following Shock Breakout through a Thick Wind. *ApJ*, 759:108.
- van Eyken, J. C. et al., (2011). The Palomar Transient Factory Orion Project: Eclipsing Binaries and Young Stellar Objects. *AJ*, 142:60.
- van Eyken, J. C. et al., (2012). The PTF Orion Project: A Possible Planet Transiting a T-Tauri Star. *ApJ*, 755:42.
- van Velzen, S., Farrar, G. R., Gezari, S., Morrell, N., Zaritsky, D., Östman, L., Smith, M., Gelfand, J., and Drake, A. J. (2011). Optical Discovery of Probable Stellar Tidal Disruption Flares. *ApJ*, 741:73.
- Vanden Berk, D. E. et al., (2004). The Ensemble Photometric Variability of ~25,000 Quasars in the Sloan Digital Sky Survey. *ApJ*, 601:692–714.
- Voges, W. et al., (1999). The ROSAT all-sky survey bright source catalogue. *A&A*, 349:389–405.
- Wang, J. and Merritt, D. (2004). Revised Rates of Stellar Disruption in Galactic Nuclei. *ApJ*, 600:149–161.
- Waxman, E. (2011). High energy cosmic ray and neutrino astronomy. *ArXiv e-prints*.

- Waxman, E. and Bahcall, J. (1997). High Energy Neutrinos from Cosmological Gamma-Ray Burst Fireballs. *Physical Review Letters*, 78:2292–2295.
- Welsh, B. Y. et al., (2005). The GALEX Ultraviolet Variability Catalog. *AJ*, 130:825–831.
- Welsh, B. Y., Wheatley, J. M., and Neil, J. D. (2011). GALEX observations of quasar variability in the ultraviolet. *A&A*, 527:A15.
- Wheatley, J., Welsh, B. Y., and Browne, S. E. (2012). RR Lyrae Variables in the Ultraviolet: The View from GALEX. *PASP*, 124:552–558.
- Wilhite, B. C., Brunner, R. J., Grier, C. J., Schneider, D. P., and vanden Berk, D. E. (2008). On the variability of quasars: a link between the Eddington ratio and optical variability? *MNRAS*, 383:1232–1240.
- Wright, E. L. et al., (2010). The Wide-field Infrared Survey Explorer (WISE): Mission Description and Initial On-orbit Performance. *AJ*, 140:1868–1881.
- York, D. G. et al. and SDSS Collaboration (2000). The Sloan Digital Sky Survey: Technical Summary. *AJ*, 120:1579–1587.