

LONG-TIME ASYMPTOTICS FOR THE NLS EQUATION VIA  $\bar{\partial}$  METHODS

MOMAR DIENG AND K. D. T-R MCLAUGHLIN

ABSTRACT. We present a new method for obtaining sharp asymptotics of solutions of the defocussing nonlinear Schrödinger (NLS) equation, based on  $\bar{\partial}$  methods and under essentially minimal regularity assumptions on initial data.

## 1. INTRODUCTION

The long time behavior of solutions  $q(x,t)$  of the defocusing Nonlinear Schrödinger (NLS) equation

$$(1) \quad \begin{cases} iq_t + q_{xx} - 2|q|^2 q = 0, \\ q(x,t=0) = q_0(x) \rightarrow 0 \text{ as } |x| \rightarrow \infty \end{cases}$$

has been studied extensively, under varying degree of smoothness assumptions on the initial data  $q_0$  [10, 2, 5, 4, 7]. The asymptotic behavior takes the following form: as  $t \rightarrow \infty$ , one has

$$(2) \quad q(x,t) = t^{-1/2} \alpha(z_0) e^{ix^2/(4t) - iv(z_0) \log(8t)} + \mathcal{E}(x,t),$$

where

$$v(z) = -\frac{1}{2\pi} \log(1 - |r(z)|^2), \quad |\alpha(z)|^2 = v(z)/2,$$

and

$$\arg \alpha(z) = \frac{1}{\pi} \int_{-\infty}^z \log(z-s) d(\log(1 - |r(s)|^2)) + \frac{\pi}{4} + \arg \Gamma(iv(z)) - \arg r(z).$$

Here  $z_0 = -x/(4t)$ ,  $\Gamma$  is the gamma function and the function  $r$  is the so-called reflection coefficient associated to the initial data  $q_0$ , as described later in this section.

Estimates on the size of the error term  $\mathcal{E}(x,t)$  depend on the smoothness assumptions on  $q_0$ . The above asymptotic form was first obtained in [10]. The nonlinear steepest descent method [3] was brought to bear on this problem in [2] (see [5] for a pedagogic description), where the authors assumed the initial data possessed high orders of smoothness and decay, and proved that  $\mathcal{E}(x,t)$  satisfied

$$(3) \quad \mathcal{E}(x,t) = \mathcal{O}\left(\frac{\log t}{t}\right)$$

uniformly for all  $x \in \mathbb{R}$ .

Early in this millennium, Deift and Zhou developed some new tools for the analysis of Riemann–Hilbert problems, originally aimed at studying the long time behavior of perturbations of the NLS equation [6]. Their methods allowed them to establish long time asymptotics for the NLS equation with essentially minimal assumptions on the initial data [7]. Indeed, they showed that if the initial data is in the Sobolev space

$$H^{1,1} = \{f \in L^2(\mathbb{R}) : xf, f' \in L^2(\mathbb{R})\},$$

---

The authors were supported in part by NSF grants DMS-0451495 and DMS-0800979.

then the (unique, weak) solution satisfies (2) with an error term  $\mathcal{E}(x, t)$  that satisfies, for any fixed  $0 < \kappa < 1/4$ ,

$$(4) \quad \mathcal{E}(x, t) = \mathcal{O}\left(t^{-\left(\frac{1}{2} + \kappa\right)}\right).$$

Recently, McLaughlin and Miller [9, 8] have developed a method for the asymptotic analysis of Riemann–Hilbert problems based on the analysis of  $\bar{\partial}$  problems, rather than the asymptotic analysis of singular integrals on contours. In this paper we adapt and extend this method to the Riemann–Hilbert problem associated to the NLS equation. The main point of our work is this: by using the  $\bar{\partial}$  approach, we avoid all delicate estimates involving Cauchy projection operators in  $L^p$  spaces (which are central to the work in [7]). In place of such estimates, we carry out basic estimates of double integrals which involve nothing more than calculus. Our result is as follows.

**Theorem 1.1.** *For initial data  $q_0(x) = q(x, t = 0)$  in the Sobolev space*

$$H^{1,1} = \{f \in L^2(\mathbb{R}) : xf, f' \in L^2(\mathbb{R})\},$$

we have as  $t \rightarrow \infty$ :

$$q(x, t) = t^{-1/2} \alpha(z_0) e^{ix^2/(4t) - iv(z_0) \log(8t)} + \mathcal{O}\left(t^{-3/4}\right).$$

where

$$v(z) = -\frac{1}{2\pi} \log(1 - |r(z)|^2), \quad |\alpha(z)|^2 = v(z)/2,$$

and

$$\arg \alpha(z) = \frac{1}{\pi} \int_{-\infty}^z \log(z-s) d(\log(1 - |r(s)|^2)) + \frac{\pi}{4} + \arg \Gamma(iv(z)) - \arg r(z).$$

The main features of this result are threefold:

- (1) the error term is an improvement (see [7]; in fact our estimate on the error is sharp)
- (2) the new  $\bar{\partial}$  method which is used to derive it affords a considerably less technical proof than previous results.
- (3) the method used to establish this result is readily extended to derive a more detailed asymptotic expansion, beyond the leading term (see the remark at the end of the paper).

The solution procedure for the nonlinear Schrödinger equation may be described as follows: for a given function  $r(z)$  in the Sobolev space  $H_1^{1,1} = \{f \in L^2(\mathbb{R}) : zf, f' \in L^2(\mathbb{R}), \sup_{z \in \mathbb{R}} |f(z)| < 1\}$ , consider the following Riemann–Hilbert problem:

**Riemann–Hilbert Problem 1.** Find  $M = M(z) = M(z, x, t)$  a  $2 \times 2$  matrix, satisfying the following conditions:

$$(5) \quad \begin{cases} M \text{ analytic on } \mathbb{C} \setminus \Sigma \\ M_+(z) = M_-(z) V_M(z) \text{ for } z \in \Sigma = \mathbb{R} \text{ with } V_M \text{ specified below} \\ M = I + \mathcal{O}\left(\frac{1}{z}\right) \text{ as } z \rightarrow \infty. \end{cases}$$

The jump matrix  $V_M$  is defined on  $\Sigma$  as follows:

$$V_M = \begin{pmatrix} 1 - |r|^2 & -\bar{r} e^{-2i\theta} \\ r e^{2i\theta} & 1 \end{pmatrix}, \quad \theta = 2z^2 - 4z_0 z = 2z^2 + xz/t.$$

Next, define

$$(6) \quad M_1(x, t) = \lim_{z \rightarrow \infty} z(M(z) - I),$$

and then set

$$(7) \quad q(x, t) = 2i(M_1(x, t))_{12}.$$

The fact of the matter is that  $q(x, t)$  solves the nonlinear Schrödinger equation (1). The connection between the initial data  $q_0(x)$  and the reflection coefficient  $r(z)$  is achieved through the spectral and inverse-spectral theory of the associated Zakharov-Shabat differential operator

$$\mathcal{L} = i \begin{pmatrix} 1 & 0 \\ 0 & -1 \end{pmatrix} \frac{d}{dx} + \begin{pmatrix} 0 & -iq \\ i\bar{q} & 0 \end{pmatrix},$$

as described, for example, in [5]. It is well known that if  $q_0 \in H^{1,1}$ , then  $r \in H_1^{1,1}$ , and more generally this spectral transform,  $\mathcal{R} : H^{1,1} \rightarrow H_1^{1,1}$ ,  $q_0 \mapsto r$ , is a bijection between these two spaces (it turns out that  $\mathcal{R}$  is bi-Lipschitz) [11]. For initial data in  $H^{1,1}$ ,  $q(x, t)$  obtained from the Riemann–Hilbert problem described above is the unique weak solution to the NLS equation (see [7]).

Recent analyses of the long-time behavior of the solution of the NLS initial value problem (1) have involved the detailed analysis of the behavior of the solution  $M$  to the Riemann–Hilbert problem 1. As regularity assumptions on the initial data  $q_0$  are relaxed, the detailed analysis becomes more involved, technically. The purpose of this manuscript is to carry out a complete analysis of the long-time asymptotic behavior of  $M$  under the assumption that  $r \in H_1^{1,1}$ , as in [5], but via a  $\bar{\partial}$  approach which replaces very technical harmonic analysis involving Cauchy projection operators with very straightforward estimates involving some explicit two-dimensional integrals.

## 2. PROOF OF THE RESULT

We outline the proof of the results. We begin by outlining the solutions to two model RHPs which we shall need in our derivation.

**2.1. A model scalar RHP.** Let  $z_0 \in \mathbb{R}$ , and  $\sigma_3 = \begin{pmatrix} 1 & 0 \\ 0 & -1 \end{pmatrix}$ . We seek a function  $\delta(z)$  satisfying:

$$(8) \quad \begin{cases} \delta \text{ is analytic and invertible for } z \in \mathbb{C} \setminus \mathbb{R}, \\ \delta(z) \rightarrow 1 \text{ as } z \rightarrow \infty, \\ \delta_+(z) = \begin{cases} \delta_-(z) (1 - |r(z)|^2), & z < z_0 \\ \delta_-(z) & z > z_0 \end{cases} \end{cases}.$$

The unique solution to this RHP is easily checked to be the function

$$(9) \quad \delta(z) = \exp[\gamma(z)] = \exp \left[ \frac{1}{2i\pi} \int_{-\infty}^{z_0} \frac{\ln(1 - |r(s)|^2)}{s - z} ds \right], \quad z \notin \mathbb{R}.$$

We will need estimates on  $\delta(z)$  which we take from [7] (see Proposition (2.12) and formula (2.41) of that paper). Suppose  $r \in L^\infty(\mathbb{R}) \cap L^2(\mathbb{R})$  and  $\|r\|_{L^\infty} \leq \rho < 1$ . Then

$$(10) \quad \delta(z) \overline{\delta(\bar{z})} = 1,$$

$$(11) \quad (1-\rho)^{\frac{1}{2}} \leq (1-\rho^2)^{\frac{1}{2}} \leq |\delta(z)|, |\delta^{-1}(z)| \leq (1-\rho^2)^{-\frac{1}{2}} \leq (1-\rho)^{-\frac{1}{2}},$$

and

$$(12) \quad |\delta^{\pm 1}(z)| \leq 1 \quad \text{for} \quad \pm \operatorname{Im} z > 0.$$

For real  $z$ ,

$$(13) \quad |\delta_+(z)\delta_-(z)| = 1 \quad \text{and, in particular,} \quad |\delta(z)| = 1 \quad \text{for} \quad z > z_0,$$

$$(14) \quad |\delta_+(z)| = |\delta_-^{-1}(z)| = (1-|r(z)|^2)^{\frac{1}{2}}, \quad z < z_0,$$

and

$$(15) \quad \Delta \equiv \delta_+\delta_- = e^{\frac{1}{i\pi} \text{P.V.} \int_{-\infty}^{z_0} \frac{\log(1-|r(s)|^2)}{s-z} ds}, \quad \text{where P.V. denotes the principal value.}$$

Also  $|\Delta| = |\delta_+\delta_-| = 1$ , and

$$(16) \quad \|\delta_{\pm} - 1\|_{L^2(dz)} \leq \frac{c\|r\|_{L^2}}{1-\rho}.$$

Let  $\chi^0(s)$  denote the characteristic function of the interval  $(z_0 - 1, z_0)$ . Then for  $z \in \mathbb{C} \setminus (-\infty, z_0)$ ,

$$(17) \quad \begin{aligned} \gamma(z) &= \int_{-\infty}^{z_0} \{\log(1-|r(s)|^2) - \log(1-|r(z_0)|^2)\chi^0(s)(s-z_0+1)\} \frac{ds}{2\pi i(s-z)} \\ &\quad + \log(1-|r(z_0)|^2) \int_{z_0-1}^{z_0} \frac{s-z_0+1}{s-z} \frac{ds}{2\pi i} \\ &= \beta(z, z_0) + i\nu(z_0)(1-(z-z_0+1)\log(z-z_0+1) \\ &\quad + (z-z_0)\log(z-z_0) + \log(z-z_0)), \end{aligned}$$

where  $\nu(z_0) = -\frac{1}{2\pi} \log(1-|r(z_0)|^2)$ , and

$$(18) \quad \beta(z, z_0) = \int_{-\infty}^{z_0} \{\log(1-|r(s)|^2) - \log(1-|r(z_0)|^2)\chi^0(s)(s-z_0+1)\} \frac{ds}{2\pi i(s-z)}.$$

On any ray  $L_\phi = z_0 + e^{-i\phi}\mathbb{R}_+ = \{z = z_0 + ue^{-i\phi}, u \geq 0\}$  with  $0 < \phi < \pi$  or  $-\pi < \phi < 0$  we find

$$(19) \quad \|\beta\|_{H^1(L_\phi)} \leq \frac{\hat{c}\|r\|_{H^{1,0}}}{1-\rho},$$

where the constant  $\hat{c}$  is independent of  $\phi$  and  $z_0$  (see Lemma 23.3 in [1]). Then, by standard Sobolev estimates, it follows that there is a constant  $c$  independent of  $\phi$  and  $z_0$  such that on  $L_\phi$

$$(20) \quad \begin{cases} \beta(z, z_0) \text{ is continuous up to } z = z_0 \\ \|\beta(\cdot, z_0)\|_{L^\infty(L_\phi)} \leq c\|r\|_{H^{1,0}}/(1-\rho) \\ |\beta(z, z_0) - \beta(z_0, z_0)| \leq \frac{c\|r\|_{H^{1,0}}}{1-\rho} |z - z_0|^{1/2}. \end{cases}$$

Notice that (20) also provides us with estimates that are uniformly valid in  $\mathbb{C}^+$  and  $\mathbb{C}^-$  separately.

**2.2. A model matrix RHP.** We will refer to the RHP described in this section as the Parabolic Cylinder RHP for reason that will soon be obvious. Given  $r_0$ , a complex number satisfying  $|r_0| < 1$ , set  $v = \frac{-1}{2\pi} \log(1 - |r_0|^2)$ , and then seek  $P(\xi)$ , a  $2 \times 2$  matrix valued function of  $\xi$ , satisfying:

$$(21) \quad \begin{cases} P \text{ is analytic for } \xi \in \mathbb{C} \setminus \mathbb{R}, \\ P(\xi) = \mathbb{I} + \frac{P_1^\infty}{\xi} + \mathcal{O}\left(\frac{1}{\xi^2}\right), \quad \xi \rightarrow \infty \\ P_+(\xi) = P_-(\xi)V_P(\xi), \text{ for } \xi \in \Sigma_P. \end{cases}$$

The contour  $\Sigma_P$  consists of four rays emanating from the origin, one in each of the four quadrants and described parametrically as follows:

$$\begin{aligned} \Sigma_P^I &= \{\xi : \xi = re^{i\pi/4}, r \geq 0\}, \\ \Sigma_P^{II} &= \{\xi : \xi = re^{3i\pi/4}, r \geq 0\}, \\ \Sigma_P^{III} &= \{\xi : \xi = re^{5i\pi/4}, r \geq 0\}, \\ \Sigma_P^{IV} &= \{\xi : \xi = re^{7i\pi/4}, r \geq 0\}. \end{aligned}$$

The jump matrix  $V_P$  is defined separately on each of the four rays, as follows:

$$V_P(\xi) := \begin{cases} \begin{pmatrix} 1 & 0 \\ r_0 \xi^{-2iv} e^{i\xi^2/2} & 1 \end{pmatrix} & \text{for } \xi \in \Sigma_P^I \\ \begin{pmatrix} 1 & \frac{-\bar{r}_0}{1-|r_0|^2} \xi^{2iv} e^{-i\xi^2/2} \\ 0 & 1 \end{pmatrix} & \text{for } \xi \in \Sigma_P^{II} \\ \begin{pmatrix} 1 & 0 \\ \frac{r_0}{1-|r_0|^2} \xi^{-2iv} e^{i\xi^2/2} & 1 \end{pmatrix} & \text{for } \xi \in \Sigma_P^{III} \\ \begin{pmatrix} 1 & -\bar{r}_0 \xi^{2iv} e^{-i\xi^2/2} \\ 0 & 1 \end{pmatrix} & \text{for } \xi \in \Sigma_P^{IV} \end{cases}$$

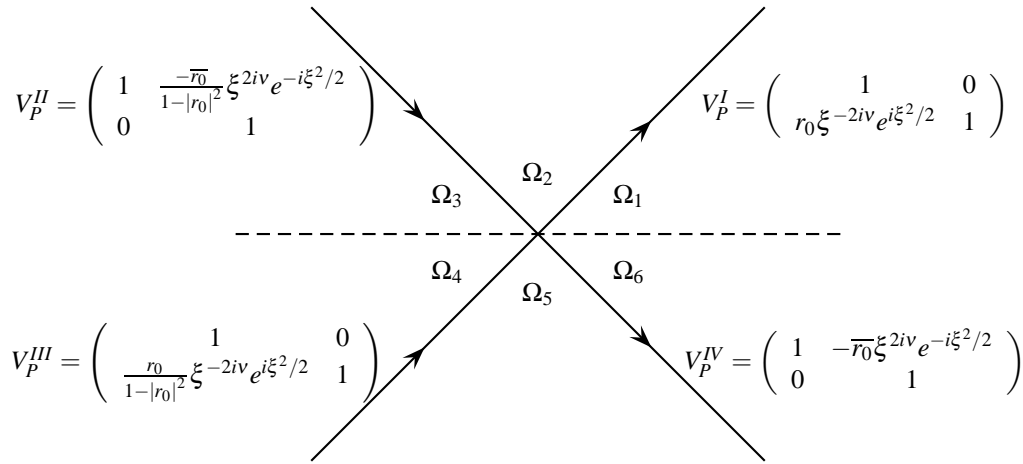


FIGURE 1. The contour  $\Sigma_P$  and the regions  $\Omega_i, i = 1, \dots, 6$ .

The solution to this Riemann-Hilbert problem is the explicit piecewise analytic matrix valued function  $P(\xi)$ , defined below [2, 5]. We first define two auxiliary matrix valued functions  $\Psi^+(\xi)$  and  $\Psi^-(\xi)$ , defined in  $\mathbb{C}_+$  and  $\mathbb{C}_-$  respectively, as follows. For  $\xi \in \mathbb{C}_+$

$$\Psi^+(\xi) = \begin{pmatrix} e^{-3\pi\nu/4} D_{i\nu}(e^{-3i\pi/4}\xi) & e^{\pi\nu/4} (\beta_{21})^{-1} \left[ \partial_\xi (D_{-i\nu}(e^{-i\pi/4}\xi)) - \frac{i\xi}{2} D_{-i\nu}(e^{-i\pi/4}\xi) \right] \\ e^{-3\pi\nu/4} (\beta_{12})^{-1} \left[ \partial_\xi (D_{i\nu}(e^{-3i\pi/4}\xi)) + \frac{i\xi}{2} D_{i\nu}(e^{-3i\pi/4}\xi) \right] & e^{\pi\nu/4} D_{-i\nu}(e^{-i\pi/4}\xi) \end{pmatrix}.$$

For  $\xi \in \mathbb{C}_-$

$$\Psi^-(\xi) = \begin{pmatrix} e^{\pi\nu/4} D_{i\nu}(e^{i\pi/4}\xi) & e^{-3\pi\nu/4} (\beta_{21})^{-1} \left[ \partial_\xi (D_{-i\nu}(e^{3i\pi/4}\xi)) - \frac{i\xi}{2} D_{-i\nu}(e^{3i\pi/4}\xi) \right] \\ e^{\pi\nu/4} (\beta_{12})^{-1} \left[ \partial_\xi (D_{i\nu}(e^{i\pi/4}\xi)) + \frac{i\xi}{2} D_{i\nu}(e^{i\pi/4}\xi) \right] & e^{-3\pi\nu/4} D_{-i\nu}(e^{3i\pi/4}\xi) \end{pmatrix}.$$

For a fixed complex number  $a$ , the function  $D_a(\zeta)$  is a special function, defined to be the unique function satisfying the parabolic cylinder equation

$$\frac{d^2}{d\zeta^2} D_a(\zeta) + \left( \frac{1}{2} - \frac{\zeta^2}{4} + a \right) D_a(\zeta) = 0,$$

with boundary condition

$$D_a(\zeta) = \begin{cases} \zeta^a e^{-\zeta^2/4} (1 + \mathcal{O}(\zeta^{-2})), & \text{for } \zeta \rightarrow \infty, |\arg \zeta| < \frac{3\pi}{4}, \\ \zeta^a e^{-\zeta^2/4} (1 + \mathcal{O}(\zeta^{-2})) - (2\pi)^{1/2} (\Gamma(-a))^{-1} e^{a\pi i} \zeta^{-a-1} e^{\zeta^2/4} (1 + \mathcal{O}(\zeta^{-2})), & \text{for } \zeta \rightarrow \infty, \frac{\pi}{4} < \arg \zeta < \frac{5\pi}{4}, \\ \zeta^a e^{-\zeta^2/4} (1 + \mathcal{O}(\zeta^{-2})) - (2\pi)^{1/2} (\Gamma(-a))^{-1} e^{-a\pi i} \zeta^{-a-1} e^{\zeta^2/4} (1 + \mathcal{O}(\zeta^{-2})), & \text{for } \zeta \rightarrow \infty, -\frac{5\pi}{4} < \arg \zeta < -\frac{\pi}{4}. \end{cases}$$

The parameters  $\beta_{21}$  and  $\beta_{12}$  are defined as follows:

$$\beta_{12} = \frac{(2\pi)^{1/2} e^{i\pi/4} e^{-\pi\nu/2}}{r_0 \Gamma(-i\nu)},$$

$$\beta_{21} = \frac{(2\pi)^{1/2} e^{i\pi/4} e^{-\pi\nu/2}}{r_0 \nu \Gamma(-i\nu)}.$$

The matrix  $P$  is defined in six non-overlapping regions:

$$\begin{aligned} \Omega_1 &= \left\{ \xi : \arg(\xi) \in \left( 0, \frac{\pi}{4} \right) \right\}, & \Omega_2 &= \left\{ \xi : \arg(\xi) \in \left( \frac{\pi}{4}, \frac{3\pi}{4} \right) \right\}, \\ \Omega_3 &= \left\{ \xi : \arg(\xi) \in \left( \frac{3\pi}{4}, \pi \right) \right\}, & \Omega_4 &= \left\{ \xi : \arg(\xi) \in \left( \pi, \frac{5\pi}{4} \right) \right\}, \\ \Omega_5 &= \left\{ \xi : \arg(\xi) \in \left( \frac{5\pi}{4}, \frac{7\pi}{4} \right) \right\}, & \Omega_6 &= \left\{ \xi : \arg(\xi) \in \left( \frac{7\pi}{4}, 2\pi \right) \right\}. \end{aligned}$$

Now  $P(\xi)$  is defined in each of these regions as follows (see Fig 1.):

$$\begin{aligned}
\text{For } \xi \in \Omega_1 : \quad & P(\xi) = \Psi^+(\xi) e^{i\xi^2\sigma_3/4} \xi^{-iv\sigma_3} \begin{pmatrix} 1 & 0 \\ -r_0 & 1 \end{pmatrix} \\
\text{For } \xi \in \Omega_2 : \quad & P(\xi) = \Psi^+(\xi) e^{i\xi^2\sigma_3/4} \xi^{-iv\sigma_3} \\
\text{For } \xi \in \Omega_3 : \quad & P(\xi) = \Psi^+(\xi) e^{i\xi^2\sigma_3/4} \xi^{-iv\sigma_3} \begin{pmatrix} 1 & \frac{\bar{r}_0}{1-|r_0|^2} \\ 0 & 1 \end{pmatrix} \\
\text{For } \xi \in \Omega_4 : \quad & P(\xi) = \Psi^-(\xi) e^{i\xi^2\sigma_3/4} \xi^{-iv\sigma_3} \begin{pmatrix} 1 & \frac{r_0}{1-|r_0|^2} \\ 0 & 1 \end{pmatrix} \\
\text{For } \xi \in \Omega_5 : \quad & P(\xi) = \Psi^-(\xi) e^{i\xi^2\sigma_3/4} \xi^{-iv\sigma_3} \\
\text{For } \xi \in \Omega_6 : \quad & P(\xi) = \Psi^-(\xi) e^{i\xi^2\sigma_3/4} \xi^{-iv\sigma_3} \begin{pmatrix} 1 & -\bar{r}_0 \\ 0 & 1 \end{pmatrix}.
\end{aligned}$$

The fact is that  $P$  defined above solves RHP (21). Moreover in the notation of RHP (21), we have (see [5])

$$(22) \quad P_1^\infty = \begin{pmatrix} 0 & \frac{-i(2\pi)^{1/2} e^{i\pi/4} e^{-\pi v/2}}{r_0 \Gamma(-iv)} \\ \frac{iv r_0 \Gamma(-iv)}{(2\pi)^{1/2} e^{i\pi/4} e^{-\pi v/2}} & 0 \end{pmatrix}.$$

Note also that in the setup of RHP (21), the origin is the reference point from which the rays emanate. However in the following sections we will need to use the rescaling  $\xi \rightarrow \sqrt{8t}(z - z_0)$  for  $z_0 \in \mathbb{R}$ .

**2.3. The RHP for NLS.** Let  $\Sigma = \mathbb{R}$ . We seek a matrix  $M$  satisfying the following conditions:

$$(23) \quad \begin{cases} M \text{ analytic on } \mathbb{C} \setminus \Sigma \\ M_+(z) = M_-(z) V_M(z) \text{ for } z \in \Sigma = \mathbb{R} \text{ with } V_M \text{ specified below} \\ M = I + O\left(\frac{1}{z}\right) \text{ as } z \rightarrow \infty. \end{cases}$$

The jump matrix  $V_M$  defined on  $\Sigma$  as follows:

$$V_M = \begin{pmatrix} 1 - |r|^2 & -\bar{r} e^{-2it\theta} \\ r e^{2it\theta} & 1 \end{pmatrix}, \quad \theta = 2z^2 - 4z_0 z.$$

**2.3.1. Step 1: jump matrix factorization.** To the left of  $z_0$  we use the factorization

$$V_M = \begin{pmatrix} 1 & 0 \\ \frac{r}{1-|r|^2} e^{2it\theta} & 1 \end{pmatrix} \cdot \begin{pmatrix} 1 - |r|^2 & 0 \\ 0 & \frac{1}{1-|r|^2} \end{pmatrix} \cdot \begin{pmatrix} 1 & \frac{-\bar{r}}{1-|r|^2} e^{-2it\theta} \\ 0 & 1 \end{pmatrix} = U_L U_0 U_R$$

To the right of  $z_0$  we use the factorization

$$V_M = \begin{pmatrix} 1 & -\bar{r} e^{-2it\theta} \\ 0 & 1 \end{pmatrix} \cdot \begin{pmatrix} 1 & 0 \\ r e^{2it\theta} & 1 \end{pmatrix} = W_L W_R$$

**2.3.2. Step 2: Extension of  $r$  and contour deformation.** We would like to deform the contour by opening sectors, so we need extensions off  $\mathbb{R}$  of the off-diagonal functions  $r$ ,  $\bar{r}$ ,  $\frac{r}{1-|r|^2}$  and  $\frac{-\bar{r}}{1-|r|^2}$ . We choose these extension in a way that that will make precise later. Let

- (1)  $R_1$  be the extension of  $r$  in the sector  $\Omega_1 : \{z : 0 < \arg z \leq \pi/4\}$ ,
- (2)  $R_3$  be the extension of  $\frac{-\bar{r}}{1-|r|^2}$  in the sector  $\Omega_3 : \{z : 3\pi/4 < \arg z \leq \pi\}$ ,

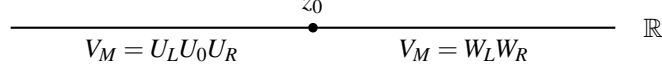


FIGURE 2. The original contour  $\mathbb{R}$  together with the jump matrix in its factorized forms.

- (3)  $R_4$  be the extension of  $\frac{r}{1-|r|^2}$  in the sector  $\Omega_4 : \{z : \pi < \arg z \leq 5\pi/4\}$ ,  
(4)  $R_6$  be the extension of  $\bar{r}$  in the sector  $\Omega_6 : \{z : 7\pi/4 \leq \arg z < 2\pi\}$ .

Next we open sectors and define  $A$  in the regions as follows where we use the extensions

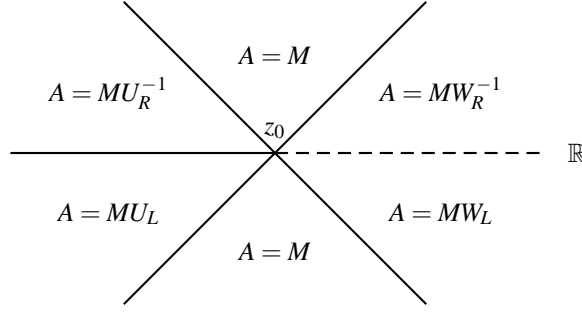


FIGURE 3. The definition of  $A$  in the different sectors  $\Omega_i, i = 1, \dots, 6$ .

$R_i$  defined above for  $U_R, U_L, W_R$  and  $W_L$  in the sectors. The matrix  $A$  now has the diagonal jump  $U_0 = (1 - |r|^2)\sigma_3$  on  $(-\infty, z_0]$  where

$$(24) \quad \sigma_3 = \begin{pmatrix} 1 & 0 \\ 0 & -1 \end{pmatrix}.$$

We can remove the jump across  $(-\infty, z_0]$  by defining

$$(25) \quad B = A\delta^{-\sigma_3}.$$

It is easily checked algebraically that  $B$  so-defined only has jumps across the four diagonal rays pictured below.

2.3.3. *Specify extensions to arrive at a pure  $\bar{\partial}$ -problem.* It is now time to return to the extensions  $R_i$  and specify them explicitly. We seek  $R_1$  satisfying

$$(26) \quad \begin{cases} R_1 = r & \text{on the ray } \{z : z = r, r \geq 0\} \\ R_1 = f_1 := \hat{r}_0(z - z_0)^{-2iv} \delta^2 & \text{on the ray } \{z : z = re^{i\pi/4}, r \geq 0\} \\ |\bar{\partial}R_1| \leq c_1|z - z_0|^{-1/2} + c_2|r'| & \text{in } \{z : z = re^{i\theta}, r \geq 0, 0 \leq \theta \leq \pi/4\}, \end{cases}$$

$R_3$  satisfying

$$(27) \quad \begin{cases} R_3 = \frac{-\bar{r}}{1-|\bar{r}|^2} & \text{on the ray } \{z : z = -r, r \geq 0\} \\ R_3 = f_3 := \frac{-\bar{r}_0}{1-|\bar{r}_0|^2}(z - z_0)^{2iv} \delta^{-2} & \text{on the ray } \{z : z = re^{3i\pi/4}, r \geq 0\} \\ |\bar{\partial}R_3| \leq c_1|z - z_0|^{-1/2} + c_2|r'| & \text{in } \{z : z = re^{i\theta}, r \geq 0, 3\pi/4 \leq \theta \leq \pi\}, \end{cases}$$



FIGURE 4. The jump matrices for  $B$ .

$R_4$  satisfying

$$(28) \quad \begin{cases} R_4 = \frac{r}{1-|r|^2} & \text{on the ray } \{z : z = re^{5i\pi/4}, r \geq 0\} \\ R_4 = f_4 := \frac{\hat{r}_0}{1-|\hat{r}_0|^2} (z - z_0)^{-2iv} \delta^2 & \text{on the ray } \{z : z = -r, r \geq 0\} \\ |\bar{\partial} R_4| \leq c_1 |z - z_0|^{-1/2} + c_2 |r'| & \text{in } \{z : z = re^{i\theta}, r \geq 0, \pi \leq \theta \leq 5\pi/4\}, \end{cases}$$

and  $R_6$  satisfying

$$(29) \quad \begin{cases} R_6 = \bar{r} & \text{on the ray } \{z : z = r, r \geq 0\} \\ R_6 = f_6 := \bar{\hat{r}}_0 (z - z_0)^{2iv} \delta^{-2} & \text{on the ray } \{z : z = re^{7i\pi/4}, r \geq 0\} \\ |\bar{\partial} R_6| \leq c_1 |z - z_0|^{-1/2} + c_2 |r'| & \text{in } \{z : z = re^{i\theta}, r \geq 0, 7\pi/4 \leq \theta \leq 2\pi\}, \end{cases}$$

The reason for requiring the above conditions will be apparent soon.

**Proposition 2.1.** *There exist  $R_i, i = 1, 3, 4, 6$  satisfying conditions (26)-(29).*

*Proof.* For conciseness we give the proof for  $R_1$  only; the corresponding arguments for the other  $R_i$  follow immediately. Define

$$R_1(u, v) = b(\arg(u + iv))r(u) + (1 - b(\arg(u + iv)))f_1(u + iv)$$

where

$$b(\theta) = \cos(2\theta).$$

It follows that  $R_1$  satisfies the first two conditions in (26) immediately. Note that

$$\bar{\partial} R_1 = (r - f_1)\bar{\partial} b + \frac{b}{2}r',$$

so

$$|\bar{\partial} R_1| \leq \frac{c_1}{|z - z_0|} [|r - r(z_0)| + |r(z_0) - f_1|] + c_2 |r'|.$$

Note also that

$$|r - r(z_0)| = \left| \int_{z_0}^z r' ds \right| \leq \int_{z_0}^z |r'| |ds| \leq \|r'\|_{L^2((z, z_0))} \cdot \|1\|_{L^2((z, z_0))} \leq c|z - z_0|^{1/2}.$$

Using the expansion in (17), we also obtain that

$$\begin{aligned} f_1 &= \hat{r}_0 (z - z_0)^{-2iv} \delta^2 \\ &= \hat{r}_0 \exp[2iv + 2\beta(z_0, z_0)] \exp[2(\beta(z, z_0) - \beta(z_0, z_0))] \times \\ &\quad \exp[2iv((z - z_0) \ln(z - z_0) - (z - z_0 + 1) \ln(z - z_0 + 1))]. \end{aligned}$$

We choose the free parameter  $\hat{r}_0$  in such a way that

$$(30) \quad \hat{r}_0 \exp[2iv + 2\beta(z_0, z_0)] = r(z_0).$$

Thus

$$r(z_0) - f_1 = r(z_0) - r(z_0)(\exp[2iv((z-z_0)\ln(z-z_0) - (z-z_0+1)\ln(z-z_0+1)) + 2(\beta(z, z_0) - \beta(z_0, z_0))]).$$

From (19) and (20) we obtain, uniformly in  $\{z : z = re^{i\theta}, r > 0, 0 < \theta < \pi/4\}$ , that

$$|\beta(z, z_0) - \beta(z_0, z_0)| = \mathcal{O}(\sqrt{|z-z_0|}),$$

and

$$|(z-z_0)\ln(z-z_0)| \leq \mathcal{O}(\sqrt{|z-z_0|}).$$

Therefore

$$\begin{aligned} |r(z_0) - f_1| &= r(z_0) \left\{ 1 - \exp[\mathcal{O}(\sqrt{|z-z_0|})] \right\} \\ &= r(z_0) \left\{ \mathcal{O}(\sqrt{|z-z_0|}) \right\}. \end{aligned}$$

Combining these estimates yields

$$(31) \quad |\bar{\partial}R_1| \leq c_1|z-z_0|^{-1/2} + c_2|r'|.$$

□

Recall that in the definition of the parabolic cylinder RHP (21) there is a free parameter  $r_0$ . We set

$$(32) \quad r_0 = \hat{r}_0 e^{iv \ln(8t) - 4it z_0^2}.$$

Then by construction (conditions (26)-(29)), the jumps for  $B$  exactly match the the jumps for the parabolic cylinder RHP (21). Thus we can define  $E = BP^{-1}(\sqrt{8t}(z-z_0))$  which will have no jumps in the plane, but is a solution of the following problem.

**$\bar{\partial}$ -problem for  $E$ .** Find a  $2 \times 2$  matrix-valued function  $E$  satisfying:

- $E$  is continuous in  $\mathbb{C}$ ,
- $E \rightarrow I$  as  $z \rightarrow \infty$ ,
- $\bar{\partial}E = EW$ ,

with

$$W = \begin{cases} P \begin{pmatrix} 0 & 0 \\ \bar{\partial}R_1 e^{2i\theta} \delta^{-2} & 0 \end{pmatrix} P^{-1} & \text{in sector } \Omega_1, \\ P \begin{pmatrix} 0 & -\bar{\partial}R_3 e^{-2i\theta} \delta^2 \\ 0 & 0 \end{pmatrix} P^{-1} & \text{in sector } \Omega_3, \\ P \begin{pmatrix} 0 & 0 \\ \bar{\partial}R_4 e^{2i\theta} \delta^{-2} & 0 \end{pmatrix} P^{-1} & \text{in sector } \Omega_4, \\ P \begin{pmatrix} 0 & -\bar{\partial}R_6 e^{-2i\theta} \delta^2 \\ 0 & 0 \end{pmatrix} P^{-1} & \text{in sector } \Omega_6 \\ \begin{pmatrix} 0 & 0 \\ 0 & 0 \end{pmatrix} & \text{otherwise.} \end{cases}$$

The above problem is equivalent to the following integral equation.

$$(33) \quad E = I - \frac{1}{\pi} \int \int \frac{EW}{s-z} dA(s)$$

**2.4. Analysis of the integral equation.** The integral equation (33) can be written in operator notation as follows.

$$(34) \quad [\mathbf{1} - J](E) = I,$$

where

$$(35) \quad J(E) = \frac{1}{\pi} \iint \frac{EW}{s-z} dA(s).$$

In order to invert the integral equation, we need to show that  $J$  is small in norm. The following proposition gives the needed estimate.

**Proposition 2.2.** *There is a constant  $c > 0$  such that for all  $t > 0$ , the following estimate holds.*

$$(36) \quad \|J\|_{L^\infty \rightarrow L^\infty} \leq ct^{-1/4}$$

*Proof.* We give the details for sector  $\Omega_1$  only as the corresponding arguments for the other sectors are identical with appropriate modifications. Let  $H \in L^\infty(\Omega_1)$ . Then

$$\begin{aligned} |J(H)| &\leq \iint_{\Omega_1} \frac{|H \bar{\partial} R_1 \delta^{-2} e^{2i\theta}|}{|s-z|} dA(s) \\ &\leq \|H\|_{L^\infty(\omega_1)} \|\delta^{-2}\|_{L^\infty(\omega_1)} \iint_{\Omega_1} \frac{|\bar{\partial} R_1 e^{2i\theta}|}{|s-z|} dA(s). \end{aligned}$$

Thus (31) yields

$$|J(H)| \leq C(I_1 + I_2),$$

where

$$I_1 = \iint_{\Omega_1} \frac{|r'| e^{-tuv}}{|s-z|} dA(s),$$

and

$$I_2 = \iint_{\Omega_1} \frac{|s-z_0|^{-1/2} e^{-tuv}}{|s-z|} dA(s).$$

Since  $r \in H^{1,1}(\mathbb{R})$  we have

$$\begin{aligned} |I_1| &\leq \int_0^\infty \int_v^\infty \frac{|r'| e^{-tuv}}{|s-z|} du dv \\ &\leq \int_0^\infty e^{-tv^2} \int_v^\infty \frac{|r'|}{|s-z|} du dv \leq C \int_0^\infty e^{-tv^2} \left\| \frac{1}{s-z} \right\|_{L^2((v,\infty))} dv. \end{aligned}$$

Moreover

$$\left\| \frac{1}{s-z} \right\|_{L^2((v,\infty))} \leq \left( \int_{\mathbb{R}} \frac{1}{|s-z|^2} du \right)^{1/2} \leq \left( \frac{\pi}{|v-\beta|} \right)^{1/2}.$$

Thus

$$|I_1| \leq C \int_0^\infty \frac{e^{-tv^2}}{\sqrt{\beta-v}} dv \leq C \left[ \int_0^\beta \frac{e^{-tv^2}}{\sqrt{\beta-v}} dv + \int_\beta^\infty \frac{e^{-tv^2}}{\sqrt{v-\beta}} dv \right]$$

Using the fact  $\sqrt{\beta} e^{-t\beta^2 w^2} \leq ct^{-1/4} w^{-1/2}$ , we obtain

$$\int_0^\beta \frac{e^{-tv^2}}{\sqrt{\beta-v}} dv \leq \int_0^1 \sqrt{\beta} \frac{e^{-t\beta^2 w^2}}{\sqrt{1-w}} dw \leq \frac{c}{t^{1/4}} \int_0^1 \frac{1}{\sqrt{w(1-w)}} dw \leq \frac{c}{t^{1/4}},$$

whereas

$$\int_{\beta}^{\infty} \frac{e^{-tv^2}}{\sqrt{v-\beta}} dv \leq \int_0^{\infty} \frac{e^{-tw^2}}{\sqrt{w}} dw \leq \frac{1}{t^{1/4}} \int_0^{\infty} \frac{e^{-\lambda^2}}{\sqrt{\lambda}} d\lambda \leq \frac{c}{t^{1/4}}.$$

Hence

$$|I_1| \leq \frac{c}{t^{1/4}}.$$

To arrive at a similar estimate for  $I_2$ , we start with the following  $L^p$ -estimate for  $p > 2$ .

$$\begin{aligned} \left\| \frac{1}{\sqrt{|s-z_0|}} \right\|_{L^p((du))} &= \left( \int_{z_0+v}^{\infty} \frac{1}{|u+iv-z_0|^{p/2}} du \right)^{1/p} \\ &= \left( \int_v^{\infty} \frac{1}{|u+iv|^{p/2}} du \right)^{1/p} \\ &= \left( \int_v^{\infty} \frac{1}{(u^2+v^2)^{p/4}} du \right)^{1/p} \\ &= v^{(1/p-1/2)} \left( \int_1^{\infty} \frac{1}{(1+x^2)^{p/4}} dx \right)^{1/p} \\ &\leq c v^{1/p-1/2} \end{aligned}$$

Similarly to the  $L^2$ -estimate above, we obtain for  $L^q$  where  $1/q + 1/p = 1$ .

$$\left\| \frac{1}{s-z} \right\|_{L^2((v,\infty))} \leq C |v-\beta|^{1/q-1}$$

It follows that

$$|I_2| \leq C \left[ \int_0^{\beta} e^{-tv^2} v^{1/p-1/2} |v-\beta|^{1/q-1} dv + \int_{\beta}^{\infty} e^{-tv^2} v^{1/p-1/2} |v-\beta|^{1/q-1} dv \right].$$

The first integral is handled similarly as above to yield the estimate

$$\int_{\beta}^0 e^{-tv^2} v^{1/p-1/2} |v-\beta|^{1/q-1} dv \leq c t^{-1/4}.$$

To handle the second integral, we let  $v = \beta + w$  so that the integral becomes

$$\int_0^{\infty} e^{-t(\beta+w)^2} (\beta+w)^{1/p-1/2} w^{1/q-1} dw \leq \int_0^{\infty} e^{-tw^2} (w)^{1/p-1/2} w^{1/q-1} dw.$$

Using the substitution  $y = \sqrt{t}w$  then yields

$$\int_{\beta}^{\infty} e^{-tv^2} v^{1/p-1/2} |v-\beta|^{1/q-1} dv \leq c t^{-1/4}.$$

Combining the previous estimates we obtain

$$|I_2| \leq c t^{-1/4},$$

and the result follows.  $\square$

For  $t$  sufficiently large the integral equation (34) may be inverted by Neumann series. It follows that

$$(37) \quad E = I + \mathcal{O}\left(t^{-1/4}\right).$$

**2.5. Asymptotics for NLS.** Recall that

$$M = EP(\sqrt{8t}(z-z_0))\delta^{\sigma_3} = \left( I + \frac{E_1}{z} + \mathcal{O}(z^{-2}) \right) \left( I + \frac{P_1^\infty}{\sqrt{8t}(z-z_0)} + \mathcal{O}\left((\sqrt{8t}(z-z_0))^{-2}\right) \right) (I + \dots)$$

for  $z$  in the sectors  $\Omega_2$  and  $\Omega_5$ . Denote by  $M_1$  the coefficient of  $z^{-1}$  in the Laurent expansion of  $M$

$$M = I + \frac{M_1}{z} + \dots,$$

so that

$$M_1 = E_1 + \frac{P_1^\infty}{\sqrt{8t}} + \begin{pmatrix} \delta_1 & 0 \\ 0 & -\delta_1 \end{pmatrix}.$$

Hence the contribution to the off-diagonal entries of  $M_1$  which are relevant for the asymptotics (recall 7) come from  $P_1^\infty$  and  $E_1$ . From the integral equation (33) satisfied by  $E$ , we have

$$(38) \quad E_1 = \frac{1}{\pi} \iint EW dA,$$

and one may verify, using estimates of the type employed in section 2.4, that

$$|E_1| \leq ct^{-3/4}.$$

Specifically

$$|E_1| \leq \int_0^\infty \int_v^\infty e^{-tuv} |r'| dudv + \int_0^\infty \int_{z_0+v}^\infty e^{-tuv} |z-z_0|^{1/2} dudv = I_3 + I_4,$$

and the Cauchy-Schwarz inequality gives

$$I_3 \leq C \int_0^\infty \left( \int_v^\infty e^{-tuv} du \right)^{1/2} dv \leq Ct^{-3/4}.$$

Similarly, the Hölder inequality for  $1/p + 1/q = 1$ ,  $2 < p < 4$  yields

$$I_4 \leq \int_0^\infty v^{1/p-1/2} \left( \int_v^\infty e^{-quv} du \right)^{1/q} dv \leq \frac{c}{t^{1/q}} \int_0^\infty v^{2/p-3/2} e^{-tv^2} dv \leq Ct^{-3/4}.$$

The main result Theorem (1.1) then follows from

$$(39) \quad q(x,t) = 2i \frac{(P_1^\infty)_{12}}{\sqrt{8t}} + \mathcal{O}(t^{-3/4}),$$

where  $(P_1^\infty)_{12}$  is given in (22) and written explicitly in terms of  $r(z_0)$  using (32), (30) and (18). The identity

$$|\Gamma(iv)|^2 = |\Gamma(-iv)|^2 = \pi (\sinh(\pi v))^{-1}$$

is useful in carrying out the algebraic manipulations needed.

**Remark.** It is interesting to observe that the calculations we have presented actually yield an asymptotic expansion (of sorts) for  $q(x,t)$ . For example, instead of the integral estimates that follow (38), one could use (37) in (38), yielding

$$(40) \quad E_1 = \frac{1}{\pi} \iint W dA + \mathcal{O}(t^{-1}),$$

which in turn implies

$$(41) \quad q(x,t) = 2i \frac{(P_1^\infty)_{12}}{\sqrt{8t}} + \frac{2i}{\pi} \left( \iint W dA \right)_{12} + \mathcal{O}(t^{-1}).$$

More generally, one may use the Neumann expansion for  $E$  arising from (34) to obtain an asymptotic expansion to arbitrary order. Extraction of more detail from the subsequent terms in the asymptotic expansion involves an analysis of explicit double integrals built out of the reflection coefficient and the parabolic cylinder functions.

#### REFERENCES

- [1] R. Beals, P. Deift, and C. Tomei. *Direct and inverse scattering on the line*. Number 28 in Mathematical surveys and monographs. AMS, Providence, R.I., 1988.
- [2] P. Deift and X. Zhou. Long-time asymptotic for integrable nonlinear wave equations. In A. S. Fokas and V. E. Zakharov, editors, *Important Developments in Soliton Theory 1980-1990*, pages 181–204. Springer-Verlag, 1993.
- [3] P. Deift and X. Zhou. A steepest descent method for oscillatory Riemann–Hilbert problems. Asymptotics for the MKdV equation. *Ann. of Math.*, 137:295–368, 1993.
- [4] P. Deift and X. Zhou. Long-time asymptotics for integrable systems. Higher order theory. *Comm. Math. Phys.*, 165:175–191, 1994.
- [5] P. Deift and X. Zhou. Long-time behavior of the non-focusing nonlinear Schrödinger equation – A case study. volume 5 of *New Series: Lectures in Math. Sciences*. University of Tokyo, 1994.
- [6] P. Deift and X. Zhou. Perturbation theory for infinite-dimensional integrable systems on the line. A case study. *Acta Math.*, 188(2):163–262, 2002.
- [7] P. Deift and X. Zhou. Long-time asymptotics for solutions of the NLS equation with initial data in a weighted Sobolev space. *Comm. Pure and Appl. Math.*, LVI:1029–1077, 2003.
- [8] K. D. T-R McLaughlin and P. D. Miller. The  $\bar{d}$  steepest descent method for orthogonal polynomials on the real line with varying weights. arXiv:0805.1980.
- [9] K. D. T-R McLaughlin and P. D. Miller. The  $\bar{d}$  steepest descent method and the asymptotic behavior of polynomials orthogonal on the unit circle with fixed and exponentially varying nonanalytic weights. *IMRP Int. Math. Res. Pap.*, pages 1–77, 2006. Art. ID 48673.
- [10] V. E. Zakharov and S. V. Manakov. Asymptotic behavior of nonlinear wave systems integrated by the inverse method. *Sov. Phys. JETP*, 44:106–112, 1976.
- [11] X. Zhou. The  $L^2$ -Sobolev space bijectivity of the scattering and inverse-scattering transforms. *Comm. Pure Appl. Math.*, 51:697–731, 1989.

DEPT. OF MATH, UNIV. OF ARIZONA, 520-621-2713, FAX: 520-626-5186  
*E-mail address:* momar@math.arizona.edu

DEPT. OF MATH., UNIV. OF ARIZONA  
*E-mail address:* mcl@math.arizona.edu